

IBM Db2 V11.5

Built-In Routines and Views
2020-11-18



Notices

This information was developed for products and services offered in the US. This material might be available from IBM in other languages. However, you may be required to own a copy of the product or product version in that language in order to access it.

IBM may not offer the products, services, or features discussed in this document in other countries. Consult your local IBM representative for information on the products and services currently available in your area. Any reference to an IBM product, program, or service is not intended to state or imply that only that IBM product, program, or service may be used. Any functionally equivalent product, program, or service that does not infringe any IBM intellectual property right may be used instead. However, it is the user's responsibility to evaluate and verify the operation of any non-IBM product, program, or service.

IBM may have patents or pending patent applications covering subject matter described in this document. The furnishing of this document does not grant you any license to these patents. You can send license inquiries, in writing, to:

*IBM Director of Licensing
IBM Corporation
North Castle Drive, MD-NC119
Armonk, NY 10504-1785
US*

For license inquiries regarding double-byte character set (DBCS) information, contact the IBM Intellectual Property Department in your country or send inquiries, in writing, to:

*Intellectual Property Licensing
Legal and Intellectual Property Law
IBM Japan Ltd.
19-21, Nihonbashi-Hakozakicho, Chuo-ku
Tokyo 103-8510, Japan*

INTERNATIONAL BUSINESS MACHINES CORPORATION PROVIDES THIS PUBLICATION "AS IS" WITHOUT WARRANTY OF ANY KIND, EITHER EXPRESS OR IMPLIED, INCLUDING, BUT NOT LIMITED TO, THE IMPLIED WARRANTIES OF NON-INFRINGEMENT, MERCHANTABILITY OR FITNESS FOR A PARTICULAR PURPOSE. Some jurisdictions do not allow disclaimer of express or implied warranties in certain transactions, therefore, this statement may not apply to you.

This information could include technical inaccuracies or typographical errors. Changes are periodically made to the information herein; these changes will be incorporated in new editions of the publication. IBM may make improvements and/or changes in the product(s) and/or the program(s) described in this publication at any time without notice.

Any references in this information to non-IBM websites are provided for convenience only and do not in any manner serve as an endorsement of those websites. The materials at those websites are not part of the materials for this IBM product and use of those websites is at your own risk.

IBM may use or distribute any of the information you provide in any way it believes appropriate without incurring any obligation to you.

Licensees of this program who wish to have information about it for the purpose of enabling: (i) the exchange of information between independently created programs and other programs (including this one) and (ii) the mutual use of the information which has been exchanged, should contact:

*IBM Director of Licensing
IBM Corporation
North Castle Drive, MD-NC119
Armonk, NY 10504-1785
US*

Such information may be available, subject to appropriate terms and conditions, including in some cases, payment of a fee.

The licensed program described in this document and all licensed material available for it are provided by IBM under terms of the IBM Customer Agreement, IBM International Program License Agreement or any equivalent agreement between us.

The performance data and client examples cited are presented for illustrative purposes only. Actual performance results may vary depending on specific configurations and operating conditions.

Information concerning non-IBM products was obtained from the suppliers of those products, their published announcements or other publicly available sources. IBM has not tested those products and cannot confirm the accuracy of performance, compatibility or any other claims related to non-IBM products. Questions on the capabilities of non-IBM products should be addressed to the suppliers of those products.

This information contains examples of data and reports used in daily business operations. To illustrate them as completely as possible, the examples include the names of individuals, companies, brands, and products. All of these names are fictitious and any similarity to actual people or business enterprises is entirely coincidental.

COPYRIGHT LICENSE:

This information contains sample application programs in source language, which illustrate programming techniques on various operating platforms. You may copy, modify, and distribute these sample programs in any form without payment to IBM, for the purposes of developing, using, marketing or distributing application programs conforming to the application programming interface for the operating platform for which the sample programs are written. These examples have not been thoroughly tested under all conditions. IBM, therefore, cannot guarantee or imply reliability, serviceability, or function of these programs. The sample programs are provided "AS IS", without warranty of any kind. IBM shall not be liable for any damages arising out of your use of the sample programs.

Each copy or any portion of these sample programs or any derivative work must include a copyright notice as follows:

© (your company name) (year).

Portions of this code are derived from IBM Corp. Sample Programs.

© Copyright IBM Corp. _enter the year or years_.

Trademarks

IBM, the IBM logo, and ibm.com are trademarks or registered trademarks of International Business Machines Corp., registered in many jurisdictions worldwide. Other product and service names might be trademarks of IBM or other companies. A current list of IBM trademarks is available on the web at "Copyright and trademark information" at www.ibm.com/legal/copytrade.shtml.

Linux is a registered trademark of Linus Torvalds in the United States, other countries, or both.

Microsoft, Windows, Windows NT, and the Windows logo are trademarks of Microsoft Corporation in the United States, other countries, or both.

UNIX is a registered trademark of The Open Group in the United States and other countries.

Java and all Java-based trademarks and logos are trademarks or registered trademarks of Oracle and/or its affiliates.

Terms and conditions for product documentation

Permissions for the use of these publications are granted subject to the following terms and conditions.

Applicability

These terms and conditions are in addition to any terms of use for the IBM website.

Personal use

You may reproduce these publications for your personal, noncommercial use provided that all proprietary notices are preserved. You may not distribute, display or make derivative work of these publications, or any portion thereof, without the express consent of IBM.

Commercial use

You may reproduce, distribute and display these publications solely within your enterprise provided that all proprietary notices are preserved. You may not make derivative works of these publications, or reproduce, distribute or display these publications or any portion thereof outside your enterprise, without the express consent of IBM.

Rights

Except as expressly granted in this permission, no other permissions, licenses or rights are granted, either express or implied, to the publications or any information, data, software or other intellectual property contained therein.

IBM reserves the right to withdraw the permissions granted herein whenever, in its discretion, the use of the publications is detrimental to its interest or, as determined by IBM, the above instructions are not being properly followed.

You may not download, export or re-export this information except in full compliance with all applicable laws and regulations, including all United States export laws and regulations.

IBM MAKES NO GUARANTEE ABOUT THE CONTENT OF THESE PUBLICATIONS. THE PUBLICATIONS ARE PROVIDED "AS-IS" AND WITHOUT WARRANTY OF ANY KIND, EITHER EXPRESSED OR IMPLIED, INCLUDING BUT NOT LIMITED TO IMPLIED WARRANTIES OF MERCHANTABILITY, NON-INFRINGEMENT, AND FITNESS FOR A PARTICULAR PURPOSE.

Contents

Notices.....	i
Trademarks.....	ii
Terms and conditions for product documentation.....	ii
Figures.....	xi
Tables.....	xiii
Chapter 1. Built-in routines and views.....	1
Best coding practices.....	1
Authorizations for using built-in routines and views.....	2
Views versus table functions.....	2
Supported built-in routines and views.....	3
Administrative routines and ADMIN_CMD procedure.....	3
Administrative Task Scheduler routines and views.....	247
Audit routines and procedures.....	258
Automatic maintenance routines.....	261
Common SQL API procedures.....	266
Configuration routines and views.....	309
Db2 pureScale instance information routines and views.....	318
Environment routines and views.....	327
Explain routines.....	348
Monitor views.....	364
Monitor procedures and functions.....	400
Chapter 2. WebSphere MQ routines.....	937
MQPUBLISH - publish data.....	937
MQREAD - return a message.....	938
MQREADALL - return messages.....	939
MQREADALLCLOB - return messages.....	941
MQREADCLOB - return a message.....	943
MQRECEIVE - return a message and remove from queue.....	945
MQRECEIVEALL - return messages and remove from queue.....	946
MQRECEIVEALLCLOB - return messages and remove from queue.....	948
MQRECEIVECLOB - return a messages and remove from queue.....	950
MQSEND - send data.....	952
MQSUBSCRIBE - subscribe to messages.....	953
MQUNSUBSCRIBE - unsubscribe from messages.....	954
Chapter 3. Security routines and views.....	957
ADMIN_ROTATE_MASTER_KEY - Change the database master key.....	957
AUTH_GET_INSTANCE_AUTHID - get instance authorization ID.....	958
AUTH_LIST_AUTHORITIES_FOR_AUTHID - returns list of agents.....	959
AUTH_LIST_GROUPS_FOR_AUTHID - group membership for authorization IDs.....	963
AUTH_LIST_ROLES_FOR_AUTHID - returns roles list.....	964
AUTHORIZATIONIDS - authorization IDs and types.....	967
OBJECTOWNERS - object ownership information.....	968
PRIVILEGES - privilege information	969

Chapter 4. Snapshot routines and views.....	973
QUERY_PREP_COST - statement prepare time.....	973
SNAP_GET_DYN_SQL - dynsql snapshot.....	974
SNAP_GET_SUBSECTION - subsection logical monitor group snapshot.....	980
SNAP_GET_SWITCHES - database snapshot switch state information.....	984
SNAP_GET_TAB_REORG - table reorganization snapshot.....	987
SNAP_GET_UTIL_PROGRESS - progress snapshot.....	994
SNAPDYN_SQL - dynsql snapshot.....	997
SNAPSUBSECTION - subsection logical monitor group snapshot.....	1003
SNAPSWITCHES- database snapshot switch state information.....	1007
SNAPTAB_REORG - table reorganization snapshot.....	1010
SNAPUTIL_PROGRESS - progress snapshot.....	1017
TOP_DYNAMIC_SQL - top dynamic SQL statements.....	1020
Chapter 5. SQL procedure routines.....	1023
ALTER_ROUTINE_PACKAGE - alter package.....	1023
GET_ROUTINE_NAME - get SQL PL object name.....	1024
GET_ROUTINE_OPTS - get options for procedure creation.....	1026
GET_ROUTINE_SAR - information required to install routine.....	1026
PUT_ROUTINE_SAR - install routine.....	1027
REBIND_ROUTINE_PACKAGE - rebind packages.....	1029
SET_ROUTINE_OPTS - set options for procedure creation.....	1031
Chapter 6. Stepwise redistribute routines.....	1033
ANALYZE_LOG_SPACE - log space analysis.....	1033
GENERATE_DISTFILE - generate a data distribution file.....	1035
GET_SWRD_SETTINGS - redistribute information.....	1036
SET_SWRD_SETTINGS - create or change redistribute registry.....	1038
STEPWISE_REDISTRIBUTE_DBPG - redistribute part of database partition group.....	1040
Chapter 7. Storage management tool routines.....	1043
CAPTURE_STORAGEMGMT_INFO - object storage information.....	1043
CREATE_STORAGEMGMT_TABLES - create storage management tables.....	1045
DROP_STORAGEMGMT_TABLES - drop storage management tables.....	1046
Chapter 8. Text search routines.....	1047
SYSTS_ADMIN_CMD procedure - run text search administration commands.....	1047
SYSTS_ALTER procedure - change update characteristics of an index.....	1048
SYSTS_CLEANUP procedure - remove invalid text search indexes.....	1054
SYSTS_CLEAR_COMMANDLOCKS procedure - remove command locks for text search.....	1055
SYSTS_CLEAR_EVENTS procedure - delete indexing events.....	1056
SYSTS_CONFIGURE procedure - configure current database for text search.....	1058
SYSTS_CREATE procedure - create text search index.....	1060
SYSTS_DISABLE procedure - disable current database for text search.....	1069
SYSTS_DROP procedure - drop text search index.....	1071
SYSTS_ENABLE procedure - enable current database for text search.....	1073
SYSTS_UPDATE procedure - update text search index.....	1075
SYSTS_UPGRADE_CATALOG procedure - Upgrade the text search catalog.....	1078
SYSTS_UPGRADE_INDEX - upgrade text search indexes.....	1080
Chapter 9. Workload management routines.....	1083
WLM_ENABLE_ADMISSION_CTRL procedure - Enabling the adaptive workload manager.....	1083
WLM_CANCEL_ACTIVITY - cancel a given activity.....	1084
WLM_CAPTURE_ACTIVITY_IN_PROGRESS - collect activity information.....	1085
WLM_COLLECT_STATS - collect and reset workload management statistics.....	1086

WLM_ALTER_MEMBER_SUBSET - alter a member subset object.....	1086
WLM_CREATE_MEMBER_SUBSET - create a member subset object.....	1089
WLM_DROP_MEMBER_SUBSET - drop a member subset object.....	1092
WLM_GET_CONN_ENV - get settings for activity data collection for a connection.....	1092
WLM_GET_QUEUE_STATS - return threshold queue statistics.....	1094
WLM_GET_SERVICE_CLASS_AGENTS table function - list agents running in a service class.....	1095
WLM_GET_SERVICE_CLASS_WORKLOAD_OCCURRENCES table function - list workload occurrences.....	1095
WLM_GET_SERVICE_SUBCLASS_STATS - return statistics of service subclasses.....	1098
WLM_GET_SERVICE_SUPERCLASS_STATS - return statistics of service superclasses.....	1099
WLM_GET_WORK_ACTION_SET_STATS - return work action set statistics.....	1099
WLM_GET_WORKLOAD_OCCURRENCE_ACTIVITIES table function - return a list of activities.....	1099
WLM_GET_WORKLOAD_STATS - return workload statistics.....	1100
WLM_SET_CLIENT_INFO - set client information.....	1100
WLM_SET_CONN_ENV - enable collection of activity data and measurement of section actuals.....	1102
WLM_SET_SESSION_PRIORITY procedure - Set the priority of a given session.....	1105

Chapter 10. Miscellaneous routines and views.....1107

ALTOBJ - alter table.....	1107
COMPILATION_ENV - compilation environment elements.....	1109
CONTACTGROUPS - list of contact groups.....	1112
CONTACTS - list of contacts.....	1113
DB_HISTORY - history file.....	1114
DBPATHS and ADMIN_LIST_DB_PATHS - database paths.....	1118
GET_DBSIZE_INFO - database size and capacity.....	1123
NOTIFICATIONLIST - health notification contact list.....	1125
PD_GET_DIAG_HIST - return records from facility.....	1125
PDLOGMSG_LAST24HOURS - problem determination messages.....	1133
REORGCHK_IX_STATS - reorganization index statistics.....	1140
REORGCHK_TB_STATS - reorganization table statistics.....	1143
SET_MAINT_MODE_RECORD_NO_TEMPORALHISTORY - disable recording of temporal history....	1145
SQLERRM - error message information	1145
SYSINSTALLOBJECTS - create or drop objects.....	1148

Chapter 11. Deprecated routines and views.....1151

ADMIN_GET_DBP_MEM_USAGE.....	1156
ADMINTABCOMPRESSINFO and ADMIN_GET_TAB_COMPRESS_INFO (deprecated).....	1157
ADMIN_GET_TAB_COMPRESS_INFO_V97	1163
ADMIN_GET_TAB_INFO_V95.....	1169
ADMIN_GET_TAB_INFO_V97.....	1175
AM_BASE_RPT_RECOMS.....	1182
AM_BASE_RPTS table - activity reports.....	1183
AM_DROP_TASK - delete a monitoring task.....	1185
AM_GET_LOCK_CHN_TB - application lock chain data.....	1185
AM_GET_LOCK_CHNS - lock chain data for a specific application.....	1186
AM_GET_LOCK_RPT - application lock details.....	1187
AM_GET_RPT - activity monitor data.....	1195
AM_SAVE_TASK - create or modify a monitoring task.....	1196
APPL_PERFORMANCE.....	1197
APPLICATIONS.....	1199
APPLICATION_ID.....	1203
BP_HITRATIO.....	1204
BP_READ_IO.....	1206
BP_WRITE_IO.....	1208
CONTAINER_UTILIZATION.....	1210
DB_PARTITIONS - db2nodes.cfg information.....	1212
ENV_SYS_RESOURCES - return system information.....	1214

ENV_GET_SYS_RESOURCES - return system information.....	1217
GET_DB_CONFIG.....	1221
GET_DBM_CONFIG.....	1222
Health snapshot routines.....	1223
HEALTH_CONT_HI - container health indicators.....	1223
HEALTH_CONT_HI_HIS - container health indicator history.....	1225
HEALTH_CONT_INFO - container information.....	1227
HEALTH_DB_HI - database health indicators.....	1229
HEALTH_DB_HI_HIS - database health indicator history.....	1232
HEALTH_DB_HIC - collection health indicator.....	1235
HEALTH_DB_HIC_HIS - collection health indicator history.....	1237
HEALTH_DB_INFO - database information.....	1240
HEALTH_DBM_HI - database manager health indicators.....	1242
HEALTH_DBM_HI_HIS - database manager health indicator history.....	1243
HEALTH_DBM_INFO - database manager information.....	1245
HEALTH_GET_ALERT_ACTION_CFG - health alert action configuration settings.....	1247
HEALTH_GET_ALERT_CFG - health alert configuration settings.....	1250
HEALTH_GET_IND_DEFINITION - health indicator definitions.....	1253
HEALTH_HI_REC - recommendations.....	1255
HEALTH_TBS_HI - table space health indicators.....	1257
HEALTH_TBS_HI_HIS - table space health indicator history.....	1259
HEALTH_TBS_INFO - table space information.....	1263
LOCKS_HELD - locks held.....	1265
LOCKWAITS - current lockwaits.....	1268
LOG_UTILIZATION - log utilization.....	1272
LONG_RUNNING_SQL - longest running SQL statement	1273
REG_VARIABLES - database registry settings in use.....	1276
REG_LIST_VARIABLES table function - return registry settings.....	1277
SNAP_GET_AGENT.....	1279
SNAP_GET_AGENT_MEMORY_POOL.....	1282
SNAP_GET_APPL_INFO.....	1287
SNAP_GET_APPL_INFO_V95.....	1295
SNAP_GET_APPL.....	1301
SNAP_GET_APPL_V95.....	1309
SNAP_GET_BP.....	1316
SNAP_GET_BP_PART.....	1321
SNAP_GET_BP_V95.....	1325
SNAP_GET_CONTAINER.....	1329
SNAP_GET_CONTAINER_V91.....	1333
SNAP_GET_DB.....	1335
SNAP_GET_DB_MEMORY_POOL.....	1348
SNAP_GET_DB_V97.....	1353
SNAP_GET_DBM.....	1363
SNAP_GET_DBM_MEMORY_POOL.....	1368
SNAP_GET_DBM_V95.....	1371
SNAP_GET_DETAILLOG.....	1374
SNAP_GET_DETAILLOG_V91.....	1377
SNAP_GET_DYN_SQL_V95.....	1379
SNAP_GET_FCM.....	1383
SNAP_GET_FCM_PART.....	1386
SNAP_GET_HADR.....	1389
SNAP_GET_LOCK.....	1393
SNAP_GET_LOCKWAIT.....	1398
SNAP_GET_TBSP_RANGE.....	1404
SNAP_GET_STMT.....	1408
SNAP_GET_STO_PATHS.....	1414
SNAP_GET_STORAGE_PATHS_V97.....	1415
SNAP_GET_TAB.....	1419

SNAP_GET_TAB_V91.....	1422
SNAP_GET_TBSP.....	1424
SNAP_GET_TBSP_PART.....	1430
SNAP_GET_TBSP_PART_V97.....	1435
SNAP_GET_TBSP_V91.....	1439
SNAP_GET_TBSP QUIESCER.....	1443
SNAP_GET_UTIL.....	1447
SNAP_WRITE_FILE.....	1451
SNAPAGENT.....	1452
SNAPAGENT_MEMORY_POOL.....	1456
SNAPAPPL_INFO.....	1460
SNAPAPPL.....	1468
SNAPBP.....	1477
SNAPBP_PART.....	1482
SNAPCONTAINER - tablespace_container snapshot.....	1485
SNAPDB.....	1489
SNAPDB_MEMORY_POOL.....	1502
SNAPDBM.....	1507
SNAPDBM_MEMORY_POOL.....	1511
SNAPDETAILLOG.....	1515
SNAPFCM.....	1518
SNAPFCM_PART.....	1521
SNAPHADR.....	1524
SNAPLOCK.....	1528
SNAPLOCKWAIT.....	1533
SNAPDB.....	1539
SNAPUTIL.....	1552
SNAPSTMT.....	1556
SNAPSTORAGE_PATHS.....	1562
SNAPTAB.....	1566
SNAPTbsp.....	1569
SNAPTbsp_PART.....	1575
SNAPTbsp QUIESCER.....	1580
SNAPTbsp_RANGE.....	1584
SNAPUTIL.....	1588
SYSINSTALLROUTINES.....	1592
Tbsp_UTILIZATION.....	1592
WLM_GET_ACTIVITY_DETAILS.....	1595
WLM_GET_SERVICE_CLASS_AGENTS_V97.....	1601
WLM_GET_SERVICE_CLASS_WORKLOAD_OCCURRENCES_V97.....	1608
WLM_GET_SERVICE_SUBCLASS_STATS_V97.....	1611
WLM_GET_WORKLOAD_OCCURRENCE_ACTIVITIES_V97.....	1617
WLM_GET_WORKLOAD_STATS_V97.....	1620

Index..... 1625

Figures

Tables

1. SQLCODE and information returned by the ADMIN_CMD procedure.....	5
2. Valid input keywords and parameter values.....	8
3. Valid file type modifiers for the export utility: All file formats.....	29
4. Valid file type modifiers for the export utility: DEL (delimited ASCII) file format.....	30
5. Valid file type modifiers for the export utility: IXF file format.....	33
6. Result set returned by the GET STMM TUNING command.....	36
7. Valid file type modifiers for the import utility: All file formats.....	49
8. Valid file type modifiers for the import utility: ASCII file formats (ASC/DEL).....	53
9. Valid file type modifiers for the import utility: ASC (non-delimited ASCII) file format.....	58
10. Valid file type modifiers for the import utility: DEL (delimited ASCII) file format.....	59
11. Valid file type modifiers for the import utility: IXF file format.....	60
12. IMPORT behavior when using codepage and usegraphiccodepage.....	61
13. LOAD REPLACE KEEPDICTIONARY.....	72
14. LOAD REPLACE RESETDICTIONARY.....	73
15. LOAD TERMINATE dictionary management.....	83
16. LOAD RESTART dictionary management.....	84
17. Valid file type modifiers for the load utility: All file formats.....	85
18. Valid file type modifiers for the load utility: ASCII file formats (ASC/DEL).....	92
19. Valid file type modifiers for the load utility: ASC file formats (Non-delimited ASCII).....	97
20. Valid file type modifiers for the load utility: DEL file formats (Delimited ASCII).....	99
21. Valid file type modifiers for the load utility: IXF file format.....	100
22. LOAD behavior when using code page and usegraphiccodepage.....	101
23. ADMIN_COPY_SCHEMA errortab format.....	144

24. ADMIN_DROP_SCHEMA errortab format.....	147
25. Row size limits.....	150
26. Information returned by the ADMIN_GET_ENCRYPTION_INFO routine.....	151
27. Information returned by ADMIN_GET_INDEX_COMPRESS_INFO.....	155
28. Information returned by ADMIN_GET_INDEX_INFO.....	158
29. Information returned for ADMIN_GET_MEM_USAGE.....	162
30. Information returned by the ADMIN_GET_MSGS table function.....	163
31. Information returned by the ADMIN_GET_STORAGE_PATHS table function.....	165
32. Information returned by the ADMIN_GET_SYSIBM_FUNCTIONS routine.....	167
33. Information returned by the ADMIN_GET_SYSIBM_FUNCTION_PARMS routine.....	173
34. Information returned for ADMIN_GET_TAB_COMPRESS_INFO.....	175
35. Information returned by ADMIN_GET_TAB_DICTIONARY_INFO.....	178
36. Information Returned by ADMINTABINFO administrative view and ADMIN_GET_TAB_INFO.....	182
37. Information returned for ADMINTEPCOLUMNS administrative view and ADMIN_GET_TEMP_COLUMNS.....	191
38. Information returned for ADMINTEMPTABLES administrative view and ADMIN_GET_TEMP_TABLES.....	195
39. Information returned by the ADMIN_MOVE_TABLE stored procedure.....	205
40. Key and value pairs returned by the ADMIN_MOVE_TABLE stored procedure.....	205
41. SESSION.ADMIN_MOVE_TABLE returned by the operation REPORT.....	208
42. SESSION.ADMIN_MOVE_TABLE returned by the operation ESTIMATE.....	211
43. Information Returned by ADMINTABINFO administrative view and ADMIN_GET_TAB_INFO.....	232
44. Information returned for ADMINTEPCOLUMNS administrative view and ADMIN_GET_TEMP_COLUMNS.....	241
45. Information returned for ADMINTEMPTABLES administrative view and ADMIN_GET_TEMP_TABLES.....	245
46. Field names and values for the UNIX cron format.....	250
47. Example task schedules and the appropriate schedule argument values.....	251

48. Information returned by the ADMIN_TASK_LIST administrative view.....	252
49. Information returned by the ADMIN_TASK_STATUS administrative view.....	254
50. Information returned by the AUDIT_ARCHIVE procedure and table function.....	259
51. The information returned for AUDIT_LIST_LOGS.....	261
52. Common SQL API shared input and output parameters.....	266
53. Information returned by the DESIGN_ADVISOR - retrieve design advisor recommendations table function.....	278
54. XML_INPUT options.....	279
55. XML_OUTPUT description.....	280
56. Information returned by the DBCFG administrative view and the DB_GET_CFG table function.....	312
57. Information returned by the DBMCFG administrative view and DBM_GET_CFG table function.....	317
58. Information returned by the DB_MEMBERS table function.....	319
59. Information returned for DB2_CLUSTER_HOST_STATE administrative view and DB2_GET_CLUSTER_HOST_STATE.....	321
60. Information returned by the DB2_INSTANCE_ALERTS administrative view.....	322
61. Information returned for DB2_MEMBER administrative view.....	325
62. Information returned for DB2_CF administrative view.....	326
63. Information returned for DB2_GET_INSTANCE_INFO table function.....	326
64. Information returned by the ENV_CF_SYS_RESOURCES administrative view.....	328
65. Possible values for the NAME and DATATYPE columns.....	328
66. ENV_FEATURE_INFO administrative view metadata.....	330
67. Information returned by the ENV_GET_DB2_EDU_SYSTEM_RESOURCES routine.....	331
68. Information returned by the ENV_GET_DB2_SYSTEM_RESOURCES table function.....	333
69. Information returned by the ENV_GET_NETWORK_RESOURCES table function.....	334
70. Information returned by the ENV_GET_REG_VARIABLES table function.....	336
71. Information returned by the ENV_GET_INSTANCE_CODE_LEVELS routine.....	338
72. Information returned for ENV_GET_SYSTEM_RESOURCES.....	341

73. Information returned by the ENV_INST_INFO administrative view.....	344
74. ENV_PROD_INFO administrative view metadata.....	346
75. Information returned by the ENV_SYS_INFO administrative view.....	347
76. Information returned by the EXPLAIN_GET_MSGS table function.....	349
77. Information returned by the MON_BP_UTILIZATION administrative view.....	365
78. Information returned by the MON_CONNECTION_SUMMARY administrative view.....	372
79. Information returned by the MON_CURRENT_SQL administrative view.....	377
80. Information returned by the MON_CURRENT_UOW administrative view.....	378
81. Information returned by the MON_DB_SUMMARY administrative view.....	379
82. Information returned by the MON_LOCKWAITS administrative view.....	383
83. Information returned by the MON_PKG_CACHE_SUMMARY administrative view.....	384
84. Information returned by the MON_SERVICE_SUBCLASS_SUMMARY administrative view.....	386
85. Information returned by the MON_TBSP_UTILIZATION administrative view.....	390
86. Information returned by the MON_TRANSACTION_LOG_UTILIZATION administrative view.....	396
87. Information returned by the MON_WORKLOAD_SUMMARY administrative view.....	396
88. Information returned for EVMON_FORMAT_UE_TO_XML.....	412
89. Information returned by EVMON_UPGRADE_TABLES to table SESSION.EVMON_UPGRADE_TABLES_RESULTSET.....	416
90. Information returned by the MON_FORMAT_LOCK_NAME table function.....	420
91. Monitor elements that can be returned.....	421
92. Information returned for MON_FORMAT_XML_COMPONENT_TIMES_BY_ROW.....	423
93. Metric names returned by MON_FORMAT_XML_COMPONENT_TIMES_BY_ROW for XML documents containing a system_metrics element type.....	424
94. Metric names returned by MON_FORMAT_XML_COMPONENT_TIMES_BY_ROW for XML documents containing an activity_metrics element type.....	425
95. Information returned for MON_FORMAT_XML_METRICS_BY_ROW.....	427
96. Metric names returned by MON_FORMAT_XML_METRICS_BY_ROW for XML documents containing a system_metrics element type.....	428

97. Metric names returned by MON_FORMAT_XML_METRICS_BY_ROW for XML documents containing an activity_metrics element type.....	437
98. Information returned for MON_FORMAT_XML_TIMES_BY_ROW.....	444
99. Metric names returned by MON_FORMAT_XML_TIMES_BY_ROW for XML documents containing a system_metrics element type.....	444
100. Metric names returned by MON_FORMAT_XML_TIMES_BY_ROW for XML documents containing an activity_metrics element type.....	447
101. Information returned for MON_FORMAT_XML_WAIT_TIMES_BY_ROW.....	450
102. Metric names returned by MON_FORMAT_XML_WAIT_TIMES_BY_ROW for XML documents containing a system_metrics element type.....	451
103. Metric names returned by MON_FORMAT_XML_WAIT_TIMES_BY_ROW for XML documents containing an activity_metrics element type.....	452
104. Information returned by the MON_GET_ACTIVITY routine.....	454
105. Information returned for MON_GET_ACTIVITY_DETAILS.....	473
106. Detailed metrics returned for MON_GET_ACTIVITY_DETAILS.....	474
107. Information returned by the MON_GET_AGENT routine.....	495
108. Possible combinations for EVENT_STATE, EVENT_TYPE, EVENT_OBJECT, and EVENT_OBJECT_NAME column values.....	500
109. Information returned by the MON_GET_APPL_LOCKWAIT table function.....	505
110. Information returned for MON_GET_AUTO_MAINT_QUEUE.....	510
111. Information returned for MON_GET_AUTO_RUNSTATS_QUEUE.....	513
112. Information returned for MON_GET_BUFFERPOOL.....	514
113. Information returned for MON_GET_CF.....	526
114. Information that is returned for the MON_GET_CF_CMD function.....	527
115. List of CF commands that are monitored by the MON_GET_CF_CMD function.....	528
116. Information that is returned for the MON_GET_CF_WAIT_TIME function.....	530
117. List of CF commands that are monitored by the MON_GET_CF_WAIT_TIME function.....	530
118. Information returned for MON_GET_CONNECTION.....	533
119. Information returned for MON_GET_CONNECTION_DETAILS.....	552

120. Detailed metrics returned for MON_GET_CONNECTION_DETAILS.....	552
121. Information returned for MON_GET_CONTAINER.....	569
122. Information returned by the MON_GET_DATABASE routine.....	571
123. Information returned by the MON_GET_DATABASE_DETAILS routine.....	589
124. Detailed metrics returned for MON_GET_DATABASE_DETAILS.....	590
125. Information returned for MON_GET_EXTENDED_LATCH_WAIT.....	605
126. Information returned for MON_GET_EXTENT_MOVEMENT_STATUS.....	606
127. Information returned for MON_GET_FCM.....	608
128. Information returned for MON_GET_FCM_CONNECTION_LIST.....	609
129. Information returned for MON_GET_GROUP_BUFFERPOOL.....	610
130. Information returned for MON_GET_HADR.....	611
131. Information returned for MON_GET_INDEX.....	618
132. Information returned for MON_GET_INDEX_USAGE_LIST.....	621
133. Information returned by the MON_GET_INSTANCE routine.....	622
134. Information returned by the MON_GET_LATCH table function.....	626
135. Information returned by the MON_GET_LOCKS table function.....	631
136. Information returned for MON_GET_MEMORY_POOL.....	635
137. Information returned for MON_GET_MEMORY_SET.....	637
138. Information returned for MON_GET_PAGE_ACCESS_INFO.....	638
139. Information returned for MON_GET_PKG_CACHE_STMT.....	640
140. Information returned for MON_GET_PKG_CACHE_STMT_DETAILS.....	658
141. Detailed metrics returned for MON_GET_PKG_CACHE_STMT_DETAILS.....	658
142. Information returned by the MON_GET_QUEUE_STATS routine.....	674
143. Information returned for MON_GET_REBALANCE_STATUS.....	676
144. Information returned for MON_GET_ROUTINE.....	678

145. Information returned for MON_GET_ROUTINE_DETAILS.....	695
146. Detailed metrics returned for MON_GET_ROUTINE_DETAILS.....	695
147. Information returned for MON_GET_ROUTINE_EXEC_LIST.....	710
148. Information returned for MON_GET_RTS_RQST function.....	714
149. Information returned by the MON_GET_SECTION.....	715
150. Possible values for the OBJECT_TYPE parameter.....	716
151. Information returned by the MON_GET_SECTION_OBJECT.....	717
152. Information returned for MON_GET_SECTION_ROUTINE.....	719
153. Information returned for MON_GET_SERVERLIST.....	721
154. Information returned for MON_GET_SERVICE_SUBCLASS	723
155. Information returned for MON_GET_SERVICE_SUBCLASS_DETAILS.....	742
156. Detailed metrics returned for MON_GET_SERVICE_SUBCLASS_DETAILS.....	743
157. Information returned by the MON_GET_SERVICE_SUBCLASS_STATS routine.....	761
158. Information returned for MON_GET_SERVICE_SUPERCLASS	770
159. Information returned for MON_GET_SERVICE_SUBCLASS_DETAILS.....	789
160. Detailed metrics returned for MON_GET_SERVICE_SUBCLASS_DETAILS.....	789
161. Information returned by the MON_GET_SERVICE_SUPERCLASS_STATS routine.....	807
162. Information returned for MON_GET_TABLE.....	815
163. Information returned for MON_GET_TABLESPACE.....	821
164. Information returned by MON_GET_TABLESPACE_QUIESCER.....	834
165. Information returned by MON_GET_TABLESPACE_RANGE.....	837
166. Information returned for MON_GET_TABLE_USAGE_LIST.....	839
167. Information returned for MON_GET_TRANSACTION_LOG.....	844
168. Information returned for MON_GET_UNIT_OF_WORK.....	847
169. Information returned for MON_GET_UNIT_OF_WORK_DETAILS.....	866

170. Detailed metrics returned for MON_GET_UNIT_OF_WORK_DETAILS.....	867
171. Information returned for MON_GET_USAGE_LIST_STATUS.....	884
172. Information returned by the MON_GET_UTILITY routine.....	886
173. Information returned for MON_GET_WLM_ADMISSION_QUEUE.....	888
174. Information returned for MON_GET_WORKLOAD.....	889
175. Information returned for MON_GET_WORKLOAD_DETAILS.....	906
176. Detailed metrics returned for MON_GET_WORKLOAD_DETAILS.....	906
177. Information returned by MON_GET_WORKLOAD_STATS.....	923
178. Information returned for MON_GET_WORK_ACTION_SET_STATS.....	928
179. Information returned for MON_SAMPLE_SERVICE_CLASS_METRICS.....	930
180. Information returned from MON_SAMPLE_WORKLOAD_METRICS.....	934
181. Information returned by the MQREADALL table function.....	941
182. Information returned by the MQREADALLCLOB table function.....	943
183. Information returned by the MQRECEIVEALL table function.....	948
184. Information returned by the MQRECEIVEALLCLOB table function.....	950
185. Information returned by the ADMIN_ROTATE_MASTER_KEY procedure.....	957
186. The information returned for AUTH_LIST_AUTHORITIES_FOR_AUTHID.....	960
187. Information returned by the AUTH_LIST_GROUPS_FOR_AUTHID table function.....	964
188. The result sets for AUTH_LIST_ROLES_FOR_AUTHID.....	965
189. Information returned by the AUTHORIZATIONIDS administrative view.....	967
190. Information returned by the OBJECTOWNERS administrative view.....	968
191. Information returned by the PRIVILEGES administrative view.....	970
192. Information returned by the QUERY_PREP_COST administrative view.....	974
193. Information returned by the SNAPDYN_SQL administrative view and the SNAP_GET_DYN_SQL table function.....	978
194. Information returned by the SNAPSUBSECTION administrative view and the SNAP_GET_SUBSECTION table function.....	982

195. Information returned by the SNAPSWITCHES administrative view and the SNAP_GET_SWITCHES table function.....	986
196. Information returned by the SNAPTAB_REORG administrative view and the SNAP_GET_TAB_REORG table function.....	990
197. Information returned by the SNAPUTIL_PROGRESS administrative view and the SNAP_GET_UTIL_PROGRESS table function.....	996
198. Information returned by the SNAPDYN_SQL administrative view and the SNAP_GET_DYN_SQL table function.....	1001
199. Information returned by the SNAPSUBSECTION administrative view and the SNAP_GET_SUBSECTION table function.....	1005
200. Information returned by the SNAPSWITCHES administrative view and the SNAP_GET_SWITCHES table function.....	1009
201. Information returned by the SNAPTAB_REORG administrative view and the SNAP_GET_TAB_REORG table function.....	1013
202. Information returned by the SNAPUTIL_PROGRESS administrative view and the SNAP_GET_UTIL_PROGRESS table function.....	1019
203. Information returned by the TOP_DYNAMIC_SQL administrative view.....	1020
204. Information returned by the ANALYZE_LOG_SPACE procedure.....	1034
205. Bitwise field identifiers.....	1036
206. Bitwise field identifiers.....	1038
207. STMG_OBJECT_TYPE table.....	1043
208. Specifications for option-value.....	1051
209. Status changes without invalid index:	1053
210. Option-value pairs	1065
211. Information returned for WLM_GET_CONN_ENV.....	1093
212. Detailed metrics returned for WLM_GET_CONN_ENV.....	1093
213. Information returned for WLM_GET_SERVICE_CLASS_WORKLOAD_OCCURRENCES.....	1097
214. Information returned by the COMPILATION_ENV table function.....	1111
215. Elements of a compilation environment returned by the COMPILATION_ENV table function.....	1111
216. Information returned by the CONTACTGROUPS administrative view.....	1113

217. Information returned by the CONTACTS administrative view.....	1114
218. Information returned by the DB_HISTORY administrative view.....	1115
219. OPERATION and OPERATIONTYPE values.....	1117
220. Information returned by the DBPATHS administrative view and the ADMIN_LIST_DB_PATHS table function.....	1121
221. TYPE column values.....	1121
222. Information returned by the NOTIFICATIONLIST administrative view.....	1125
223. Information returned by the PD_GET_DIAG_HIST table function.....	1127
224. Information returned by the PDLOGMSG_LAST24HOURS administrative view and the PD_GET_LOG_MSGS table function.....	1136
225. Information returned by the REORGCHK_IX_STATS procedure.....	1141
226. Information returned by the REORGCHK_TB_STATS procedure.....	1144
227. Deprecated SQL administrative routines or views and their replacement routines or views.....	1151
228. The result set for ADMIN_GET_DBP_MEM_USAGE.....	1156
229. Information returned by ADMINTABCOMPRESSINFO administrative view and ADMIN_GET_TAB_COMPRESS_INFO.....	1162
230. Information returned by ADMIN_GET_TAB_COMPRESS_INFO_V97.....	1167
231. Information returned by the ADMIN_GET_TAB_INFO_V95 table function.....	1170
232. Information returned by ADMINTABINFO administrative view and the ADMIN_GET_TAB_INFO_V97.....	1176
233. Information returned by the AM_BASE_RPT_RECOMS table function.....	1183
234. Information returned by the AM_BASE_RPTS table function.....	1184
235. Information returned by the AM_GET_LOCK_CHN_TB procedure.....	1186
236. General application information returned by the AM_GET_LOCK_RPT procedure.....	1188
237. Locks held information returned by the AM_GET_LOCK_RPT procedure.....	1191
238. Locks wait information returned by the AM_GET_LOCK_RPT procedure.....	1193
239. Information returned by the APPL_PERFORMANCE administrative view.....	1198
240. Information returned by the APPLICATIONS administrative view.....	1200

241. Information returned by the BP_HITRATIO administrative view.....	1205
242. Information returned by the BP_READ_IO administrative view.....	1207
243. Information returned by the BP_WRITE_IO administrative view.....	1209
244. Information returned by the CONTAINER_UTILIZATION administrative view.....	1211
245. Information returned by the DB_PARTITIONS table function.....	1213
246. ENV_SYS_RESOURCES administrative view metadata.....	1214
247. Possible values for the NAME column.....	1215
248. ENV_SYS_RESOURCES table function metadata.....	1218
249. Possible values for the NAME column.....	1219
250. Information returned by the GET_DB_CONFIG procedure.....	1221
251. Information returned by the GET_DBM_CONFIG table function.....	1223
252. Information returned by the HEALTH_CONT_HI table function.....	1224
253. Information returned by the HEALTH_CONT_HI_HIS table function.....	1227
254. Information returned by the HEALTH_CONT_INFO table function.....	1228
255. Information returned by the HEALTH_DB_HI table function.....	1232
256. Information returned by the HEALTH_DB_HI_HIS table function.....	1235
257. Information returned by the HEALTH_DB_HIC table function.....	1237
258. Information returned by the HEALTH_DB_HIC_HIS table function.....	1239
259. Information returned by the HEALTH_DB_INFO table function.....	1241
260. Information returned by the HEALTH_DBM_HI table function.....	1243
261. Information returned by the HEALTH_DBM_HI_HIS table function.....	1245
262. Information returned by the HEALTH_DBM_INFO table function.....	1247
263. Information returned by the HEALTH_GET_ALERT_ACTION_CFG table function.....	1249
264. Information returned by the HEALTH_GET_ALERT_CFG table function.....	1253
265. Information returned by the HEALTH_GET_IND_DEFINITION table function.....	1255

266. Information returned by the HEALTH_TBS_HI table function.....	1259
267. Information returned by the HEALTH_TBS_HI_HIS table function.....	1263
268. Information returned by the HEALTH_TBS_INFO table function.....	1264
269. Information returned by the LOCKS_HELD administrative view.....	1266
270. Information returned by the LOCKWAITS administrative view.....	1269
271. Information returned by the LOG_UTILIZATION administrative view.....	1273
272. Information returned by the LONG_RUNNING_SQL administrative view.....	1274
273. Information returned by the REG_VARIABLES administrative view.....	1276
274. Information returned by the REG_LIST_VARIABLES table function.....	1278
275. Information returned by the SNAPAGENT administrative view and the SNAP_GET_AGENT table function.....	1282
276. Information returned by the SNAPAGENT_MEMORY_POOL administrative view and the SNAP_GET_AGENT_MEMORY_POOL table function.....	1285
277. Information returned by the SNAPAPPL_INFO administrative view and the SNAP_GET_APPL_INFO table function.....	1290
278. Information returned by the SNAP_GET_APPL_INFO_V95 table function.....	1297
279. Information returned by the SNAPAPPL administrative view and the SNAP_GET_APPL table function.....	1303
280. Information returned by the SNAP_GET_APPL_V95 table function.....	1311
281. Information returned by the SNAPBP administrative view and the SNAP_GET_BP table function.....	1319
282. Information returned by the SNAPBP_PART administrative view and the SNAP_GET_BP_PART table function.....	1324
283. Information returned by the SNAP_GET_BP_V95 table function.....	1326
284. Information returned by the SNAPCONTAINER administrative view and the SNAP_GET_CONTAINER table function.....	1332
285. Information returned by the SNAP_GET_CONTAINER_V91 table function.....	1334
286. Information returned by the SNAPDB administrative view and SNAP_GET_DB table function.....	1339
287. Information returned by the SNAPDB_MEMORY_POOL administrative view and the SNAP_GET_DB_MEMORY_POOL table function.....	1351

288. Information returned by the SNAP_GET_DB_V97 table function.....	1355
289. Information returned by the SNAPDBM administrative view and the SNAP_GET_DBM table function.....	1365
290. Information returned by the SNAPDBM_MEMORY_POOL administrative view and the SNAP_GET_DBM_MEMORY_POOL table function.....	1370
291. Information returned by SNAP_GET_DBM_V95 table function.....	1372
292. Information returned by the SNAPDETAILLOG administrative view and SNAP_GET_DETAILLOG table function.....	1377
293. Information returned by the SNAP_GET_DETAILLOG_V91 table function.....	1379
294. Information returned by the SNAP_GET_DYN_SQL_V95 table function.....	1381
295. Information returned by the SNAPFCM administrative view and the SNAP_GET_FCM table function.....	1385
296. Information returned by the SNAPFCM_PART administrative view and the SNAP_GET_FCM_PART table function.....	1388
297. Information returned by the SNAPHADR administrative view and the SNAP_GET_HADR table function.....	1391
298. Information returned by the SNAPLOCK administrative view and the SNAP_GET_LOCK table function.....	1395
299. Information returned by the SNAPLOCKWAIT administrative view and the SNAP_GET_LOCKWAIT table function.....	1401
300. Information returned by the SNAPTbsp_RANGE administrative view and the SNAP_GET_TBSP_RANGE table function.....	1408
301. Information returned by the SNAPSTMT administrative view and the SNAP_GET_STMT table function.....	1411
302. Information returned by the SNAP_GET_STO_PATHS table function.....	1415
303. Information returned by the SNAPSTORAGE_PATHS administrative view and the SNAP_GET_STORAGE_PATHS_V97 table function.....	1418
304. Information returned by the SNAPTAB administrative view and the SNAP_GET_TAB table function.....	1421
305. Information returned by the SNAP_GET_TAB_V91 table function.....	1423
306. Information returned by the SNAPTbsp administrative view and the SNAP_GET_TBSP table function.....	1427

307. Information returned by the SNAPTbsp_PART administrative view and the SNAP_GET_TBSP_PART table function.....	1433
308. Information returned by the SNAP_GET_TBSP_PART_V97 table function.....	1436
309. Information returned by the SNAP_GET_TBSP_V91 table function.....	1440
310. Information returned by the SNAPTbsp_QUIESCER administrative view and the SNAP_GET_TBSP_QUIESCER table function.....	1447
311. Information returned by the SNAPUTIL administrative view and the SNAP_GET_UTIL table function.....	1450
312. Information returned by the SNAPAGENT administrative view and the SNAP_GET_AGENT table function.....	1455
313. Information returned by the SNAPAGENT_MEMORY_POOL administrative view and the SNAP_GET_AGENT_MEMORY_POOL table function.....	1459
314. Information returned by the SNAPAPPL_INFO administrative view and the SNAP_GET_APPL_INFO table function.....	1463
315. Information returned by the SNAPAPPL administrative view and the SNAP_GET_APPL table function.....	1471
316. Information returned by the SNAPBP administrative view and the SNAP_GET_BP table function.....	1479
317. Information returned by the SNAPBP_PART administrative view and the SNAP_GET_BP_PART table function.....	1485
318. Information returned by the SNAPCONTAINER administrative view and the SNAP_GET_CONTAINER table function.....	1488
319. Information returned by the SNAPDB administrative view and SNAP_GET_DB table function.....	1493
320. Information returned by the SNAPDB_MEMORY_POOL administrative view and the SNAP_GET_DB_MEMORY_POOL table function.....	1505
321. Information returned by the SNAPDBM administrative view and the SNAP_GET_DBM table function.....	1509
322. Information returned by the SNAPDBM_MEMORY_POOL administrative view and the SNAP_GET_DBM_MEMORY_POOL table function.....	1513
323. Information returned by the SNAPDETAILLOG administrative view and SNAP_GET_DETAILLOG table function.....	1517
324. Information returned by the SNAPFCM administrative view and the SNAP_GET_FCM table function.....	1520
325. Information returned by the SNAPFCM_PART administrative view and the SNAP_GET_FCM_PART table function.....	1523

326. Information returned by the SNAPHADR administrative view and the SNAP_GET_HADR table function.....	1526
327. Information returned by the SNAPLOCK administrative view and the SNAP_GET_LOCK table function.....	1531
328. Information returned by the SNAPLOCKWAIT administrative view and the SNAP_GET_LOCKWAIT table function.....	1536
329. Information returned by the SNAPDB administrative view and SNAP_GET_DB table function.....	1543
330. Information returned by the SNAPUTIL administrative view and the SNAP_GET_UTIL table function.....	1555
331. Information returned by the SNAPSTMT administrative view and the SNAP_GET_STMT table function.....	1559
332. Information returned by the SNAPSTORAGE_PATHS administrative view and the SNAP_GET_STORAGE_PATHS_V97 table function.....	1565
333. Information returned by the SNAPTAB administrative view and the SNAP_GET_TAB table function.....	1568
334. Information returned by the SNAPTbsp administrative view and the SNAP_GET_TBSP table function.....	1572
335. Information returned by the SNAPTbsp_PART administrative view and the SNAP_GET_TBSP_PART table function.....	1577
336. Information returned by the SNAPTbsp_QUIESCER administrative view and the SNAP_GET_TBSP_QUIESCER table function.....	1584
337. Information returned by the SNAPTbsp_RANGE administrative view and the SNAP_GET_TBSP_RANGE table function.....	1588
338. Information returned by the SNAPUTIL administrative view and the SNAP_GET_UTIL table function.....	1591
339. Information returned by the TBSP_UTILIZATION administrative view.....	1593
340. Information returned for WLM_GET_ACTIVITY_DETAILS.....	1597
341. Elements returned.....	1597
342. Elements returned if applicable.....	1599
343. Information returned by WLM_GET_SERVICE_CLASS_AGENTS_V97.....	1604
344. Possible combinations for EVENT_STATE, EVENT_TYPE, EVENT_OBJECT and EVENT_OBJECT_NAME column values.....	1608
345. Information returned for WLM_GET_SERVICE_CLASS_WORKLOAD_OCCURRENCES_V97.....	1610

346. Information returned for WLM_GET_SERVICE_SUBCLASS_STATS_V97.....	1614
347. Information returned by WLM_GET_WORKLOAD_OCCURRENCE_ACTIVITIES_V97.....	1618
348. Information returned by WLM_GET_WORKLOAD_STATS_V97.....	1621

Chapter 1. Built-in routines and views

Built-in administrative routines and views provide a simplified programmatic interface to administer and use databases and database objects through structured query language (SQL).

Built-in routines encompass procedures, scalar functions, and table functions.

You can run these built-in routines and views from an SQL-based application, a command line, or a command script.

Character and graphic strings that are used as parameters of routines or returned from the routines or views are always in OCTETS even when the environment is set to CODEUNITS32.

Best practices for calling built-in routines and views in applications

To help ensure your successful use of the built-in routines and views, certain coding practices are recommended. These practices are especially important because routines might change from release to release and also within releases, such as through fix packs, as enhancements are made.

When you issue a query to retrieve information by using a built-in routine or view, select specific columns instead of selecting all columns with a wildcard. For example, do not issue the following query:

```
SELECT * FROM TABLE(MON_GET_UNIT_OF_WORK(NULL,-1)) AS t
ORDER BY total_cpu_time DESC
```

Instead, name the result columns in the SELECT statement. This technique gives the application control over the number of result columns and the sequence in which they are returned. In the following rewrite of the previous query, the columns are named:

```
SELECT application_handle,
       uow_id,
       total_cpu_time,
       app_rqsts_completed_total,
       rqsts_completed_total
FROM TABLE(MON_GET_UNIT_OF_WORK(NULL,-1)) AS t
ORDER BY total_cpu_time DESC
```

Naming columns prevents problems if the sequence and number of columns in the routines change. The number of result columns that a routine returns might increase. If, for example, you provide only five host variables when the routine returns six result columns, your application will break.

In addition, the type and size of output parameters or result columns of routines might change. For example, a column might change from VARCHAR(8) to VARCHAR(128), or an INTEGER column might become a BIGINT column. If a variable that you use is too small, the data that you receive from the routine might be truncated.

To protect your C application from such changes, you can describe a prepared statement to determine which result columns are returned and what their types and sizes are. The following example shows how to describe a prepared statement:

```
strcpy(strStmt, "SELECT application_handle, uow_id, total_cpu_time
FROM TABLE(MON_GET_UNIT_OF_WORK(NULL,-1))
AS t ORDER BY total_cpu_time DESC");
EXEC SQL PREPARE stmt FROM :strStmt;
EXEC SQL DESCRIBE stmt INTO :pSqllda;
```

For an example of how to use the information that is returned in the SQL description area (SQLDA), see the RowDataMemoryAlloc function in the samples/c/tbread.sqc file.

For Java™ and .NET applications, you need to know the data type and size for a program, you can use metadata to determine which result columns are returned and what their types and sizes are, as shown in the following example:

```
ResultSet rs = pstmt.executeQuery();
ResultSetMetaData rsms = rs.getMetaData();
```

For an example of how to use the metadata of the result set, see the `execPreparedQueryWithUnknownOutputColumn()` method in the `samples/java/jdbc/TbRead.java` file.

Authorizations for using built-in routines and views

All built-in routines and views require specific privileges to run.

Built-in routines

For all built-in routines in the SYSPROC schema, you need EXECUTE privilege on the routine. You can use the following query to check whether your authorization ID, or a group or a role to which you belong, has EXECUTE privilege:

```
SELECT A.SPECIFICNAME, GRANTEE, GRANTEETYPE
FROM SYSCAT.ROUTINEAUTH A, SYSCAT.ROUTINES R
WHERE A.SCHEMA = R.ROUTINESCHEMA
AND A.SPECIFICNAME = R.SPECIFICNAME
AND A.SCHEMA = 'SYSPROC'
AND R.ROUTINENAME = 'routine_name'
AND A.EXECUTEAUTH <> 'N'
```

where *routine_name* is the name of the built-in routine.

If your authorization ID, or a group or a role to which you belong, is listed in the GRANTEE column, then you have access to the specified built-in routine.

Built-in views

For all built-in views in the SYSIBMADM schema, you need SELECT privilege on the view. You can use the following query to check whether your authorization ID, or a group or a role to which you belong, has SELECT privilege:

```
SELECT GRANTEE, GRANTEETYPE
FROM SYSCAT.TABAUTH
WHERE TABSCHEMA = 'SYSIBMADM'
AND TABNAME = 'view_name'
AND SELECTAUTH <> 'N'
```

where *view_name* is the name of the built-in view.

If your authorization ID, or a group or a role to which you belong, is listed in the GRANTEE column, then you have access to the specified built-in view.

Built-in views versus table functions

Built-in views provide a simplified application programming interface to database functions through SQL.

The built-in views fall into three categories:

- Views that are based on catalog views
- Views that are based on table functions with no input parameters
- Views that are based on table functions with one or more input parameters

A table function can return similar information as the built-in view, however you can use a table function to retrieve the information for a specific database on a specific database partition, a subset of all database partitions, or all database partitions.

The following examples illustrate the difference between using an built-in view, based on a table function with one or more input parameters, and using the corresponding table function:

- The **PDLOGMSG****_LAST24HOURS** view, which retrieves notification log messages, provides quick access to data from the previous 24 hours. By contrast, you can use the **PD_GET_LOG_MSGS** table function to retrieve data from a specified period of time.
- The snapshot monitor views, which are identified by names beginning with **SNAP**) provide access to data from each database partition. However, the snapshot monitor table functions, which are identified by names beginning with **SNAP_GET_**) provide the option to choose between data from a single database partition or a data subset from across all database partitions.
- The **ADMINTABINFO** view retrieves information for all tables in a database, which can significantly affect the performance of applications that use large databases. Instead, you can reduce the performance impact by using the **ADMIN_GET_TAB_INFO** table function and specifying the schema name, table name, or both, as input.

For built-in views based on table functions with one or more input parameters, both the built-in view and the table function can be used, each achieving a different goal:

The built-in views are always based on the most current version of the table functions. However, the column positions in the returned information may change from release to release to enable new information to be returned. Therefore, you should select specific columns from the built-in views or table functions, or describe your result set if your application uses a `SELECT *` statement.

Table functions with a version suffix (`_Vxx`) have been deprecated or discontinued. The deprecated functions might be discontinued in a future release. Therefore, you should change applications and scripts that use these table functions to invoke the corresponding table functions that have no version suffix.

Supported built-in SQL routines and views

You can use built-in routines and views to accomplish various administrative tasks.

For example, you can use built-in routines to reorganize a table, capture and retrieve monitor data, or retrieve the application ID of the current connection.

Built-in routines and views are grouped by function.

Administrative routines and ADMIN_CMD procedure

This grouping of routines and views can be used to administer your databases.

You can use dedicated procedures and functions, or the `ADMIN_CMD` procedure, which is used by applications to run administrative commands.

ADMIN_CMD - Run administrative commands

The `ADMIN_CMD` procedure is used by applications to run administrative commands using the SQL `CALL` statement.

Syntax

```
➔ ADMIN_CMD — ( — command-string — ) ➔
```

The schema is `SYSPROC`.

Procedure parameter

command-string

An input argument of type `CLOB (2M)` that specifies a single command that is to be executed.

Authorization

One of the following authorities is required to execute the routine:

- EXECUTE privilege on the routine
- DATAACCESS authority
- DBADM authority
- SQLADM authority

Default PUBLIC privilege

In a non-restrictive database, EXECUTE privilege is granted to PUBLIC when the procedure is automatically created.

The procedure supports the following command line processor (CLP) commands:

- ADD CONTACT
- ADD CONTACTGROUP
- AUTOCONFIGURE
- BACKUP - online only
- DESCRIBE
- DROP CONTACT
- DROP CONTACTGROUP
- EXPORT
- FORCE APPLICATION
- IMPORT
- INITIALIZE TAPE
- LOAD
- PRUNE HISTORY/LOGFILE
- QUIESCE DATABASE
- QUIESCE TABLESPACES FOR TABLE
- REDISTRIBUTE
- REORG INDEXES/TABLE
- RESET ALERT CONFIGURATION
- RESET DATABASE CONFIGURATION
- RESET DATABASE MANAGER CONFIGURATION
- REWIND TAPE
- RUNSTATS
- SET TAPE POSITION
- UNQUIESCE DATABASE
- UPDATE ALERT CONFIGURATION
- UPDATE CONTACT
- UPDATE CONTACTGROUP
- UPDATE DATABASE CONFIGURATION
- UPDATE DATABASE MANAGER CONFIGURATION
- UPDATE HEALTH NOTIFICATION CONTACT LIST
- UPDATE HISTORY

Note: Some commands might have slightly different supported syntax when executed through the ADMIN_CMD procedure.

The procedure also supports the following commands which are not supported by the CLP:

- [GET STMM TUNING](#)
- [UPDATE STMM TUNING](#)

Usage notes

Retrieving command execution information:

- As the ADMIN_CMD procedure runs on the server, the utility messages are also created on the server. The **MESSAGES ON SERVER** option (refer to the specific command for further details) indicates that the message file is to be created on the server.
- Command execution status is returned in the SQLCA resulting from the CALL statement.
- If the execution of the administrative command is successful, and the command returns more than the execution status, the additional information is returned in the form of a result set (up to two result sets). For example, if the **EXPORT** command executes successfully, the returned result set contains information about the number of exported rows; however, if the **RUNSTATS** command executes successfully, no result set is returned. The result set information is documented with the corresponding command.
- If the execution of the administrative command is not successful, an SQL20397W warning message is returned by the ADMIN_CMD procedure along with a result set containing more details about the reason for the failure of the administrative command. Any application that uses the ADMIN_CMD procedure should check the SQLCODE returned by the procedure. If the SQLCODE is ≥ 0 , the result set for the administrative command should be retrieved. The following table indicates what information might be returned depending on whether the **MESSAGES ON SERVER** option is used or not.

Table 1. SQLCODE and information returned by the ADMIN_CMD procedure

Administrative command execution status	MESSAGES ON SERVER option specified	MESSAGES ON SERVER option not specified
Successful	The SQLCODE returned is ≥ 0 : Additional information (result sets) returned, if any.	The SQLCODE returned is ≥ 0 : Additional information (result sets) returned, if any, but the MSG_RETRIEVAL and MSG_REMOVAL columns are NULL.
Failed	The SQLCODE returned 20397: Additional information (result sets) returned, but only the MSG_RETRIEVAL and MSG_REMOVAL columns are populated.	The SQLCODE returned is < 0 : No additional information (result sets) is returned.

- The result sets can be retrieved from the CLP or from applications such as JDBC and CLI applications, but not from embedded C applications.
- Case-sensitive names and double-byte character set (DBCS) names must be enclosed inside a backward slash and double quotation delimiter, for example, \`MyTable`.

For all commands executed through the ADMIN_CMD, the user ID that established the connection to the database is used for authentication.

Any additional authority required, for example, for commands that need file system access on the database server, is documented in the reference information describing the command.

This procedure cannot be called from a user-defined function (SQLSTATE 38001) or a trigger.

ADD CONTACT command using the **ADMIN_CMD** procedure

The **ADD CONTACT** command adds a contact to the contact list which can be either defined locally on the system or in a global list. Contacts are users to whom processes such as the Scheduler and Health Monitor send messages.

The setting of the Database Administration Server (DAS) **contact_host** configuration parameter determines whether the list is local or global.

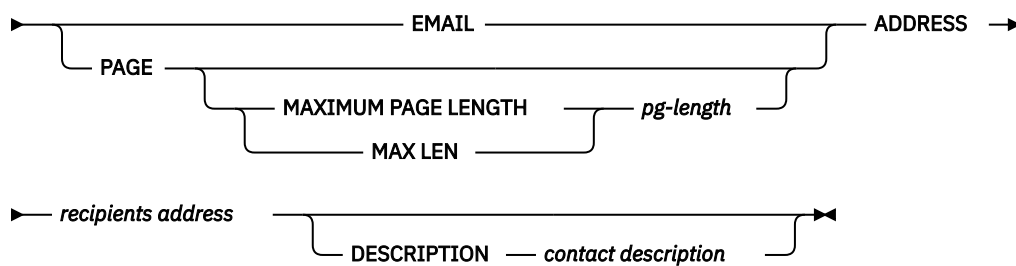
Authorization

None

Required connection

Command syntax

► **ADD CONTACT** — *name* — **TYPE** ►



Command parameters

ADD CONTACT *name*

The name of the contact that will be added. By default the contact will be added in the local system, unless the Db2 administration server configuration parameter **contact_host** points to another system.

TYPE

Method of contact, which must be one of the following two:

EMAIL

This contact wants to be notified by email at (**ADDRESS**).

PAGE

This contact wants to be notified by a page sent to **ADDRESS**.

MAXIMUM PAGE LENGTH *pg-length*

If the paging service has a message-length restriction, it is specified here in characters.

The notification system uses the SMTP protocol to send the notification to the mail server specified by the Db2 Administration Server configuration parameter **smtp_server**. It is the responsibility of the SMTP server to send the email or call the pager.

ADDRESS *recipients-address*

The SMTP mailbox address of the recipient. For example, joe@somewhere.org. The **smtp_server** DAS configuration parameter must be set to the name of the SMTP server.

DESCRIPTION *contact description*

A textual description of the contact. This has a maximum length of 128 characters.

ADD CONTACTGROUP command using the ADMIN_CMD procedure

The **ADD CONTACTGROUP** command adds a new contact group to the list of groups defined on the local system. A contact group is a list of users and groups to whom monitoring processes such as the Scheduler and Health Monitor can send messages.

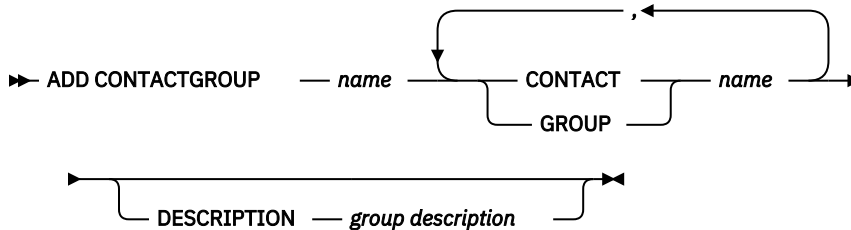
The setting of the Database Administration Server (DAS) **contact_host** configuration parameter determines whether the list is local or global.

Authorization

None

Required connection

Command Syntax



Command Parameters

ADD CONTACTGROUP *name*

Name of the new contact group, which must be unique among the set of groups on the system.

CONTACT *name*

Name of the contact which is a member of the group. A contact can be defined with the **ADD CONTACT** command after it has been added to a group.

GROUP *name*

Name of the contact group of which this group is a member.

DESCRIPTION *group description*

Optional. A textual description of the contact group.

AUTOCONFIGURE command using the ADMIN_CMD procedure

The **AUTOCONFIGURE** command calculates and displays initial values for the buffer pool size, database configuration and database manager configuration parameters, with the option of applying these reported values.

Authorization

SYSADM

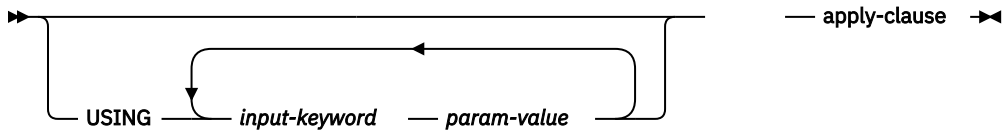
Required connection

Database

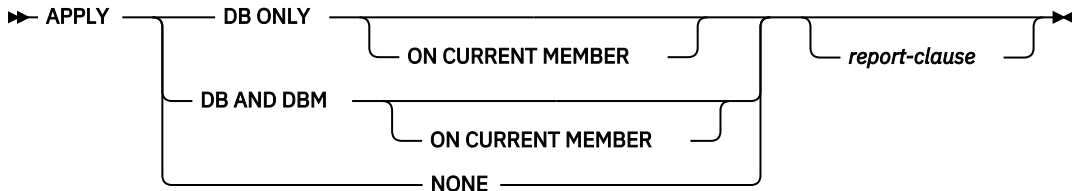
Command syntax

```
➤ AUTOCONFIGURE — autoconfigure-clause ➤
```

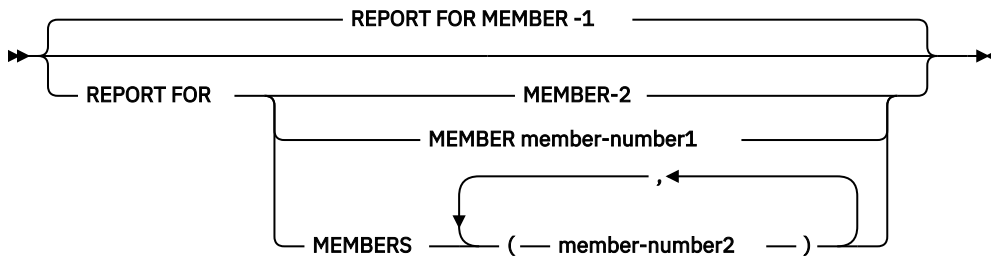
autoconfigure-clause:



apply-clause:



report-clause



Command parameters

USING *input-keyword param-value*

Table 2. Valid input keywords and parameter values			
Keyword	Valid values	Default value	Explanation
mem_percent	1-100	<ul style="list-style-type: none"> When analytics is not enabled, the default value is 25 When analytics is enabled, mem_percent defaults to the higher of the following values: <ul style="list-style-type: none"> - 25 - 80% divided by the number of database instances 	Percentage of instance memory that is assigned to the database. However, if the CREATE DATABASE command invokes the configuration advisor and you do not specify a value for mem_percent , the percentage is calculated based on memory usage in the instance and the system up to a maximum of 25% of the instance memory.

Table 2. Valid input keywords and parameter values (continued)

Keyword	Valid values	Default value	Explanation
workload_type	simple, mixed, complex	mixed	Simple workloads tend to be I/O intensive and mostly transactions, whereas complex workloads tend to be CPU intensive and mostly queries.
num_stmts	1-1 000 000	10	Number of statements per unit of work
tpm	1-200 000	60	Transactions per minute
admin_priority	performance, recovery, both	both	Optimize for better performance (more transactions per minute) or better recovery time
is_populated	yes, no	yes	Is the database populated with data?
num_local_apps	0-5 000	0	Number of connected local applications
num_remote_apps	0-5 000	10	Number of connected remote applications
isolation	RR, RS, CS, UR	RR	Maximum isolation level of applications connecting to this database (Repeatable Read, Read Stability, Cursor Stability, Uncommitted Read). It is only used to determine values of other configuration parameters. Nothing is set to restrict the applications to a particular isolation level and it is safe to use the default value.
bp_resizeable	yes, no	yes	Are buffer pools resizeable?
grp_tolerance_percent	1-100	5	Percentage of plus or minus tolerance to be used for the Summary Report when comparing configuration variable values to determine what group a member belongs.
analytics_env	automatic, yes, no	automatic	<p>Make recommendations for an analytic environment?</p> <p>Yes The Configuration Advisor will ignore the DB2_WORKLOAD registry variable and use this hint to determine recommendations for an analytics environment.</p> <p>No The Configuration Advisor will not make recommendations.</p> <p>Automatic The Db2 Configuration Advisor will use the value specified for the DB2_WORKLOAD registry variable to determine recommendations for an analytics environment.</p>

APPLY

DB ONLY

Displays the recommended values for the database configuration and the buffer pool settings based on the current database manager configuration. Applies the recommended changes to the database configuration and the buffer pool settings.

DB AND DBM

Displays and applies the recommended changes to the database manager configuration, the database configuration, and the buffer pool settings.

NONE

Displays the recommended changes, but does not apply them.

ON CURRENT MEMBER

In a partitioned database environment or Db2 pureScale® environment, the Configuration Advisor updates the database configuration on all members by default. Specifying the **ON CURRENT MEMBER** option causes the Configuration Advisor to set the member-level configuration parameters on the current member determined by your connection, while the global-level configuration parameters, that can be configured to be functional at only the global level, are set and affect all members.

The buffer pool changes are always applied to the system catalogs. Thus, all members are affected. The **ON CURRENT MEMBER** option is ignored for buffer pool recommendations.

REPORT FOR

Specifies the members to include in the report when used in a partitioned database environment or Db2 pureScale environment.

MEMBER -1

In a partitioned database environment or Db2 pureScale environment, the Configuration Advisor will report the member level configuration parameters computed changes recommended or made on the current member determined by your connection. This is the default if the REPORT FOR clause is not specified.

MEMBER -2

Indicates that the Configuration Advisor is to report the computed recommendations or changes for all members.

MEMBER member-number1

Specifies the number of the member the Configuration Advisor is to report the computed recommendations or changes for.

MEMBERS (member-number2...)

Specifies the numbers for each of the members the Configuration Advisor is to report the computed recommendations or changes for.

Usage notes

- This command makes configuration recommendations for the currently connected database and assumes that the database is the only active database on the instance. If you have not enabled the self tuning memory manager and you have more than one active database on the instance, specify a **mem_percent** value that reflects the database memory distribution. For example, if you have two active databases on the instance that should use 80% of the instance memory and should share the resources equally, specify 40% (80% divided by 2 databases) as the **mem_percent** value.
- If you have multiple instances on the same computer and the self tuning memory manager is not enabled, you should set a fixed value for **instance_memory** on each instance or specify a **mem_percent** value that reflects the database memory distribution. For example, if all active databases should use 80% of the computer memory and there are 4 instances each with one database, specify 20% (80% divided by 4 databases) as the **mem_percent** value.
- When explicitly invoking the Configuration Advisor with the **AUTOCONFIGURE** command, the setting of the **DB2_ENABLE_AUTOCONFIG_DEFAULT** registry variable will be ignored.

- Running the **AUTOCONFIGURE** command on a database will recommend enablement of the Self Tuning Memory Manager. However, if you run the **AUTOCONFIGURE** command on a database in an instance where **sheapthres** is not zero, sort memory tuning (**sortheap**) will not be enabled automatically. To enable sort memory tuning (**sortheap**), you must set **sheapthres** equal to zero using the **UPDATE DATABASE MANAGER CONFIGURATION** command. Note that changing the value of **sheapthres** may affect the sort memory usage in your previously existing databases.

Compatibilities

For compatibility with previous versions:

- **NODE** and **DBPARTITIONNUM** can be specified in place of **MEMBER**, except when the **DB2_ENFORCE_MEMBER_SYNTAX** registry variable is set to ON.

BACKUP DATABASE command using the ADMIN_CMD procedure

The **BACKUP DATABASE** command creates a backup copy of a database or a table space. A backup of your database and related stored data must be created to prevent data loss if a database service outage occurs.

Important: The Triple Data Encryption Standard (3DES) native encryption option is deprecated and might be removed in a future release. We recommend that you now use the Advanced Encryption Standard (AES) native encryption option.

For information about database backup operations between different operating systems and hardware platforms, see "Backup and restore operations between different operating systems and hardware platforms".

Scope

In a partitioned database environment, if no database partitions are specified, this command affects only the database partition on which it is run.

If the option to perform a partitioned backup is specified, the command can be called only on the catalog database partition. If the option specifies that all database partition servers are to be backed up, it affects all database partition servers that are listed in the `db2nodes.cfg` file. Otherwise, it affects the database partition servers that are specified on the command.

Authorization

One of the following authorities:

- SYSADM
- SYSCTRL
- SYSMAINT

Required connection

Command syntax

➔ BACKUP DATABASE *database-alias* ➔
DB

➔ ON DBPARTITIONNUM Partition number(s)
DBPARTITIONNUMS
ALL DBPARTITIONNUMS
EXCEPT DBPARTITIONNUM Partition number(s)
DBPARTITIONNUMS

➔ TABLESPACE (*tablespace-name*)
NO TABLESPACE

➔ INCREMENTAL
DELTA

➔ USE TSM Open sessions Options
XBSA
SNAPSHOT LIBRARY *library-name*
SCRIPT *script-name*
LOAD *library-name* Open sessions Options
TO *dir*
dev
remote-storage

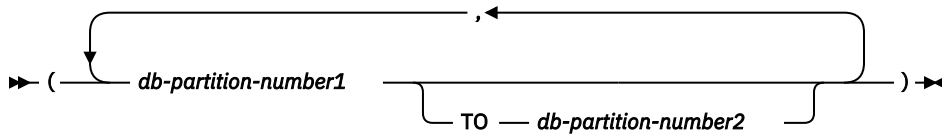
➔ DEDUP_DEVICE WITH *num-buffers* BUFFERS

➔ BUFFER *buffer-size* PARALLELISM *n*

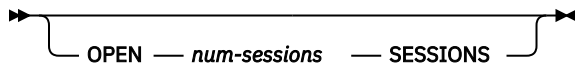
➔ COMPRESS COMPLIB *name* EXCLUDE COMPROPTS *string*
ENCRYPT ENCRLIB *name* EXCLUDE ENCROPTS *string*

➔ UTIL_IMPACT_PRIORITY *priority* EXCLUDE LOGS
INCLUDE LOGS

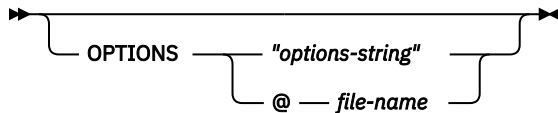
Partition number(s)



Open sessions



Options



Command parameters

DATABASE | **DB** *database-alias*

Specifies the alias of the database to back up.

ON

Back up the database on a set of database partitions.

DBPARTITIONNUM *db-partition-number1*

Specifies a database partition number in the database partition list.

DBPARTITIONNUMS *db-partition-number1 TO db-partition-number2*

Specifies a range of database partition numbers so that all partitions from *db-partition-number1* up to and including *db-partition-number2* are included in the database partition list.

ALL **DBPARTITIONNUMS**

Specifies that the database is to be backed up on all partitions that are specified in the `db2nodes.cfg` file.

EXCEPT

Specifies that the database is to be backed up on all partitions that are specified in the `db2nodes.cfg` file, except those specified in the database partition list.

DBPARTITIONNUM *db-partition-number1*

Specifies a database partition number in the database partition list.

DBPARTITIONNUMS *db-partition-number1 TO db-partition-number2*

Specifies a range of database partition numbers so that all partitions from *db-partition-number1* up to and including *db-partition-number2* are included in the database partition list.

TABLESPACE *tablespace-name*

A list of names that are used to specify the table spaces to be backed up.

NO **TABLESPACE**

Specifies a metadata-only backup. A metadata-only backup does not contain any tablespace data. Among the metadata that it does contain is the database's recovery history file. This file can be restored by using the **HISTORY FILE** option of the **RESTORE DATABASE** command.

ONLINE

INCREMENTAL

Specifies a cumulative (incremental) backup image. An incremental backup image is a copy of all database data that changed since the most recent successful, full backup operation.

DELTA

Specifies a noncumulative (delta) backup image. A delta backup image is a copy of all database data that changed since the most recent successful backup operation of any type.

USE

TSM

Specifies that the backup is to use Tivoli® Storage Manager (TSM) as the target device.

XBSA

Specifies that the XBSA interface is to be used. Backup Services APIs (XBSA) are an open application programming interface for applications or facilities that need data storage management for backup or archiving purposes.

SNAPSHOT

Specifies that a snapshot backup is to be taken.

You cannot use the **SNAPSHOT** parameter with any of the following parameters:

- **TABLESPACE**
- **INCREMENTAL**
- **WITH *num-buffers* BUFFERS**
- **BUFFER**
- **PARALLELISM**
- **COMPRESS**
- **UTIL_IMPACT_PRIORITY**
- **SESSIONS**

The default behavior for a snapshot backup is a full database offline backup of all paths that make up the database. This backup includes all containers, local volume directory, database path (**DBPATH**), and primary log and mirror log paths (**INCLUDE LOGS** is the default for all snapshot backups unless **EXCLUDE LOGS** is explicitly stated).

LIBRARY *library-name*

Integrated into IBM® Db2 Server is a Db2 ACS API driver for the following storage hardware:

- IBM TotalStorage™ SAN Volume Controller
- IBM Enterprise Storage Server® Model 800
- IBM Storwize® V7000
- IBM System Storage® DS6000™
- IBM System Storage DS8000®
- IBM System Storage N Series
- IBM XIV®

If you have other storage hardware, and a Db2 ACS API driver for that storage hardware, you can use the **LIBRARY** parameter to specify the Db2 ACS API driver.

The value of the **LIBRARY** parameter is a fully qualified library file name.

SCRIPT *script-name*

The name of the executable script capable of performing a snapshot backup operation. The script name must be a fully qualified file name.

OPTIONS

"options-string"

Specifies options to be used for the backup operation. The string is passed exactly as it was entered, without the double quotation marks.

@ file-name

Specifies that the options to be used for the backup operation are contained in a file on the Db2 server. The string is passed to the vendor support library. The file must be a fully qualified file name.

You cannot use the **vendoropt** database configuration parameter to specify vendor-specific options for snapshot backup operations. You must use the **OPTIONS** parameter of the backup utilities instead.

OPEN num-sessions SESSIONS

The number of I/O sessions to create between the Db2 product and the TSM product or another backup vendor product. This parameter has no effect when you back up to tape, disk, or other local device. If you specify the **INCLUDE LOGS** parameter for an online backup, an extra session is created for the **OPEN num-sessions SESSIONS** parameter after the initial sessions are closed. If you are creating a Single System View (SSV) online backup, for each node that is backed up, an extra session is created for the **OPEN num-sessions SESSIONS** parameter after the initial sessions are closed. If you use this parameter with the TSM option, the number of entries that are created in the history file is equal to the number of sessions created.

TO dir | dev | remote-storage

A list of remote directories or tape devices to which the backup image is to be stored. The full path to each target directory must be specified. The target directories or devices must be locally addressable on the database server.

To back up to remote storage such as to IBM Cloud Object Storage or Amazon Simple Storage Service (S3), specify a remote storage location by using a storage access alias. Local staging space is needed to temporarily store the backup image that is to be transferred to the remote storage server. Each backup session for the remote storage has a maximum size of 5 GB, which can produce a total database backup image size of 1 TB. The remote storage requirements are described in "[Remote storage requirements](#)". The syntax for specifying a remote storage location is:

```
DB2REMOTE://<alias>//<storage-path>
```

In a partitioned database, the target directory or device must exist on all database partitions, and can optionally be a shared path. The directory or device name can be specified by using a database partition expression. For more information about database partition expressions, see "Automatic storage databases".

This parameter can be repeated to specify the target directories and devices that the backup image spans. If more than one target is specified (target1, target2, and target3, for example), target1 is opened first. The media header and special files (including the configuration file, table space table, and history file) are placed in target1. All remaining targets are opened, and are then used in parallel during the backup operation. Because there is no general tape support on Windows operating systems, each type of tape device requires a unique device driver.

If the tape system does not support the ability to uniquely reference a backup image, multiple backup copies of the same database must not be kept on the same tape.

LOAD library-name

The name of the shared library (DLL on Windows operating systems) containing the vendor backup and restore I/O functions to be used. It can contain the full path. If the full path is not given, it defaults to the path on which the user exit program resides.

DEDUP_DEVICE

Optimizes the format of the backup images for target storage devices that support data deduplication.

WITH num-buffers BUFFERS

The number of buffers to be used. If the number of buffers that you specify is not enough to create a successful backup, then the minimum value necessary to complete the backup is automatically chosen for this parameter. If you are backing up to multiple locations, you can specify a larger number of buffers to improve performance. If you specify the **COMPRESS** parameter, to help improve performance, you can add an extra buffer for each table space that you specify for the **PARALLELISM** parameter.

BUFFER buffer-size

The size, in 4 KB pages, of the buffer used when building the backup image. Db2 automatically chooses an optimal value for this parameter unless you explicitly enter a value. The minimum value for this parameter is eight pages.

If using tape with variable block size, reduce the buffer size to within the range that the tape device supports. Otherwise, the backup operation might succeed, but the resulting image might not be recoverable.

With most versions of Linux®, using the default buffer size included with Db2 for backup operations to a SCSI tape device results in error SQL2025N, reason code 75. To prevent the overflow of Linux internal SCSI buffers, use this formula:

```
bufferpages <= ST_MAX_BUFFERS * ST_BUFFER_BLOCKS / 4
```

where *bufferpages* is the value you want to use with the **BUFFER** parameter, and ST_MAX_BUFFERS and ST_BUFFER_BLOCKS are defined in the Linux kernel under the `drivers/scsi` directory.

PARALLELISM *n*

Determines the number of table spaces that can be read in parallel by the backup utility. Db2 automatically chooses an optimal value for this parameter unless you explicitly enter a value.

UTIL_IMPACT_PRIORITY *priority*

Specifies that the backup runs in throttled mode, with the priority specified. Throttling allows you to regulate the performance impact of the backup operation. Priority can be any number between 1 and 100, with 1 representing the lowest priority, and 100 representing the highest priority. If the **UTIL_IMPACT_PRIORITY** keyword is specified with no priority, the backup runs with the default priority of 50. If **UTIL_IMPACT_PRIORITY** is not specified, the backup runs in unthrottled mode. An impact policy must be defined by setting the **util_impact_lim** configuration parameter for a backup to run in throttled mode.

COMPRESS|ENCRYPT

Indicates that the backup is to be compressed or encrypted. You cannot specify both parameters simultaneously. The **COMPRESS** and **ENCRYPT** parameters are synonyms and can be used interchangeably only when either **COMPRLIB** or **ENCRLIB** is specified too. If you specify **COMPRESS** without **COMPRLIB**, the default compression library `libdb2compr.so` is used for compression. If you specify **ENCRYPT** without **ENCRLIB**, the default encryption library `libdb2encr.so` is used for encryption. If you want to specify another library, you can use **COMPRESS** and **ENCRYPT** interchangeably. You can use either **COMPRLIB** or **ENCRLIB** to specify the `libdb2compr_encr.so` library. If the **encrlib** database configuration parameter is set to a non-NULL value, neither **COMPRLIB** nor **ENCRLIB** can be specified. If **encrlib** database configuration parameter is not set, a specified **ENCROPTS** command option will be used rather than **encropts** database configuration parameter. If the **encrlib** and **encropts** database configuration parameters are set to a non-NULL value, neither **COMPROPTS** nor **ENCROPTS** can be specified on the command.

Note: For databases which are natively encrypted, data is decrypted prior to backup. Encryption of the backup can be achieved by using this **ENCRYPT** parameter of the **BACKUP DATABASE** command. Encryption of the backup can also be achieved through the **encrlib** database configuration parameter. The backup will be encrypted using the algorithm employed by the specified encryption library, independent of any database native encryption configured cipher or algorithm.

COMPRLIB|ENCRLIB *name*

Indicates the name of the library that is used during the compression or encryption process. For example, `db2compr.dll` for Windows; `libdb2compr.so` for Linux and UNIX operating systems. The name must be a fully qualified path that refers to a file on the server. If this parameter is not specified, the default Db2 compression library is used. If the specified library cannot be loaded, the backup operation fails.

EXCLUDE

Indicates that the library is not stored in the backup image.

COMPROPTS|ENCROPTS *string*

Describes a block of binary data that is passed to the initialization routine in the library. The database manager passes this string directly from the client to the server. Any issues of byte reversal or code page conversion are handled by the compression library. If the first character of the data block is '@', the rest of the data is interpreted as the name of a file on the server. The database manager then replaces the contents of the string with the contents of this file and passes this new value to the initialization routine. The maximum length for *string* is 1024 bytes.

For the default Db2 libraries `libdb2compr_encr.so` (compression and encryption) or `libdb2encr.so` (encryption only), the format of the **ENCROPTS** *string* is as follows:

```
Cipher=cipher-name:Mode=mode-name:Key Length=key-length:
Master Key Label=label-name-1...:Master Key Label=label-name-n
```

- Cipher is optional. Valid values are AES and 3DES (the default is AES).
- Mode is optional. The default is CBC.
- Key length is optional. Valid values for AES are 128, 192, and 256 (the default is 256), and the only valid value for 3DES is 168.
- Master key label is optional. The default is the database master key label.

If you are using other libraries, the format of the **ENCROPTS** *string* depends on those libraries.

EXCLUDE LOGS

Specifies that the backup image must not include any log files. When you perform an offline backup operation, logs are excluded whether this option is specified, except for snapshot backups. Logs are excluded by default in the following backup scenarios:

- Offline backup of a single-partitioned database.
- Online or offline backup of a multi-partitioned database, when not using a single system view backup.

If you specify the **EXCLUDE LOGS** with a snapshot backup, writes to log files are allowed during the backup. These log files are included by default in the snapshot backup, but are not usable for recovery. If this backup is restored, the log files must not be extracted from the backup. If the log path was set to the default when the backup was taken, then it is not possible to exclude the log files from being restored and they must be deleted manually after the backup is restored. If the log path was not the default, then the log files can be excluded at restore time by using the **LOGTARGET EXCLUDE** options with the **RESTORE DATABASE** command.

INCLUDE LOGS

Specifies that the backup image must include the range of log files that are required to restore and roll forward this image to some consistent point in time. This option is not valid for an offline backup, except for snapshot backups. **INCLUDE LOGS** always the default option for any online backup operation, except a multi-partitioned online backup where each database partition is backed up independently (that is, a non-single system view backup).

If any of the log files that are required for the backup have previously been backed up and are no longer in the log path, then the Db2 database manager retrieves them for backup from the overflow log path, if the path has been set. Otherwise, the database manager retrieves them for backup from the current log path or mirror log path. These log files are removed from the log path after the backup is complete.

WITHOUT PROMPTING

Examples

Usage notes

- The data in a backup cannot be protected by the database server. Make sure that backups are properly safeguarded, particularly if the backup contains LBAC-protected data.
- When backing up to tape, use of a variable block size is not supported. If you must use this option, ensure that you have tested procedures in place that enable you to recover successfully, using backup images that were created with a variable block size.
- The backup utility cannot be used with a Type 2 connection.
- When using a variable block size, you must specify a backup buffer size that is less than or equal to the maximum limit for the tape devices that you are using. For optimal performance, the buffer size must be equal to the maximum block size limit of the device being used.

- Snapshot backups should be complemented with regular disk backups in case of failure in the filer/ storage system.
- As you regularly backup your database, you might accumulate large database backup images, many database logs, and load copy images, all of which might be taking up a large amount of disk space. Refer to "Managing recovery objects" for information about how to manage these recovery objects.
- You can use the **OPTIONS** parameter to enable backup operations in TSM environments that support proxy nodes. For more information, see the "Configuring a Tivoli Storage Manager client" topic.
- You can use the **DB2_BCKP_PAGE_VERIFICATION** registry variable to enable DMS and AS page validation during the backup. The validation is capable of identifying many types of structural integrity problems, including data, index, and XML object page checksum validation failures, as well as anomalies in meta information of these pages. However, it is not possible to identify all imaginable integrity problems. Some limitations include, but are not limited to:
 - Whether the version of a data page reflects what Db2 last wrote to the table space container file on disk (that is, a lost I/O write) is not identified.
 - Any logical discontinuity between data on a page and the objects correlated to this data, such as indexes, constraints, or MQTs, is not identified.
 - Whether the version of a data page resides in the location within the table space container file on disk where Db2 wrote it (that is, a misplaced I/O write), will not be detected if the misplaced data page resides in a different table space in a location where a page of the same objectID is expected.
 - The integrity of LOB or Long Field data pages are not validated.
 - For SMS table spaces, integrity validation is limited to assuring page counts are correct per object, no further validation is performed.
- You can use the **DB2_BCKP_INCLUDE_LOGS_WARNING** registry variable to specify that some online backups can now succeed even if they have not successfully included all of the required logs.
- After you issue a **BACKUP DATABASE** command with the **ONLINE** option and the **INCLUDE LOGS** option, the resulting backed-up database image includes all the log files necessary to roll forward to the end of backup.

DESCRIBE command using the *ADMIN_CMD* procedure

The **DESCRIBE** command displays metadata about the columns, indexes, and data partitions of tables or views. This command can also display metadata about the output of SELECT, CALL, or XQuery statements.

Use the **DESCRIBE** command to display information about any of the following items:

- Output of a SELECT or XQuery statement
- OUT and INOUT parameters of a CALL statement
- Columns of a table or a view
- Indexes of a table or a view
- Data partitions of a table or view

Authorization

The authorization required depends on the type of information you want to display using the **DESCRIBE** command.

- If the SYSTOOLSTMPSPACE table space exists, one of the authorities shown in the following table is required.

Object to display information about	Privileges or authorities required
Output of a SELECT statement or XQuery statement	<p>At least one of the following authorizations:</p> <ul style="list-style-type: none"> – DATAACCESS authority – DBADM authority – SQLADM authority – EXPLAIN authority – For each object referenced in the statement: <ul style="list-style-type: none"> - SELECT privilege on each table, view or nickname - SELECTIN privilege on the schema containing the table, view, or nickname - EXECUTE privilege on each routine - READ privilege on each global variable - USAGE privilege on each sequence - EXECUTE privilege on each module - DATAACCESS on the schema containing the object
OUT and INOUT parameters of a CALL statement	<p>Any of the following privileges or authorities:</p> <ul style="list-style-type: none"> – DATAACCESS authority – EXECUTE privilege on the stored procedure – EXECUTEIN privilege on the schema containing the stored procedure – DATAACCESS authority on the schema containing the stored procedure
Columns of a table or a view	<p>Any of the following privileges or authorities for the SYSCAT.COLUMNS system catalog table:</p> <ul style="list-style-type: none"> – SELECT privilege – SELECTIN privilege on SYSCAT – ACCESSCTRL authority – DATAACCESS authority – DBADM authority – SECADM authority – SQLADM authority <p>If you want to use the SHOW DETAIL parameter, you also require any of these privileges or authorities on the SYSCAT.DATAPARTITIONEXPRESSION system catalog table.</p> <p>Because PUBLIC has all the privileges over declared temporary tables, you can use the command to display information about any declared temporary table that exists within your connection.</p>

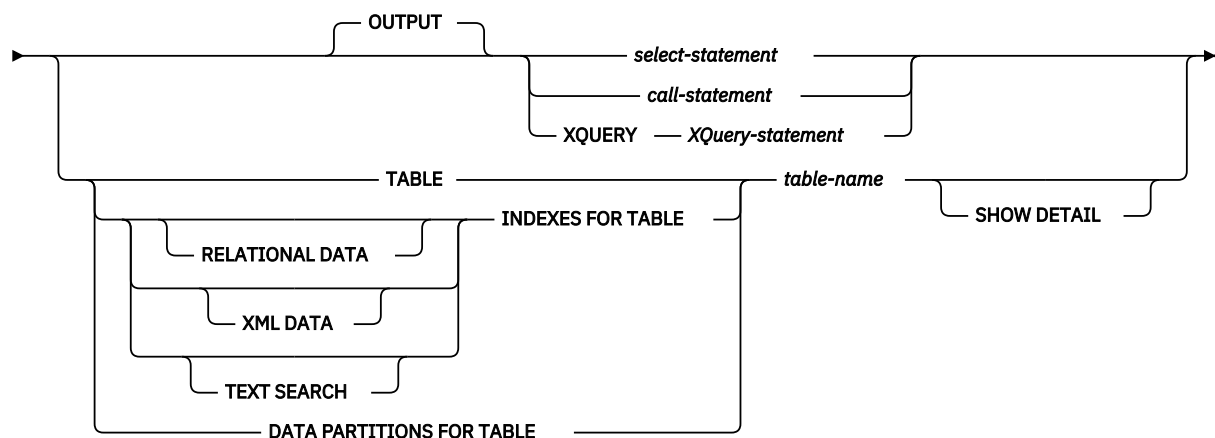
Object to display information about	Privileges or authorities required
Indexes of a table or a view	<p>Any of the following privileges or authorities on the SYSCAT.INDEXES system catalog table:</p> <ul style="list-style-type: none"> – SELECT privilege – SELECTIN privilege – ACCESSCTRL authority – DATAACCESS authority – DBADM authority – SECADM authority – SQLADM authority <p>If you want to use the SHOW DETAIL parameter, you also require EXECUTE privilege on the GET_INDEX_COLNAMES() UDF.</p> <p>Because PUBLIC has all the privileges over declared temporary tables, you can use the command to display information about any declared temporary table that exists within your connection.</p>
Data partitions of a table or view	<p>Any of the following privileges or authorities on the SYSCAT.DATAPARTITIONS system catalog table:</p> <ul style="list-style-type: none"> – SELECT privilege – SELECTIN privilege – ACCESSCTRL authority – DATAACCESS authority – DBADM authority – SECADM authority – SQLADM authority <p>Because PUBLIC has all the privileges over declared temporary tables, you can use the command to display information about any declared temporary table that exists within your connection.</p>

- If the SYSTOOLSTMPSPACE table space does not exist, SYSADM or SYSCTRL authority is also required in addition to the one of the previously listed authorities.

Required connection

Command syntax

➤ DESCRIBE ➔



Command parameters

OUTPUT

Indicates that the output of the statement should be described. This keyword is optional.

select-statement* | *call-statement* | **XQUERY** *XQuery-statement

Identifies the statement about which information is wanted. The statement is automatically prepared by CLP. To identify an XQuery statement, precede the statement with the keyword **XQUERY**. A DESCRIBE OUTPUT statement only returns information about an implicitly hidden column if the column is explicitly specified as part of the SELECT list of the final result table of the query described.

TABLE *table-name*

Specifies the table or view to be described. The fully qualified name in the form *schema.table-name* must be used. An alias for the table cannot be used in place of the actual table. Information about implicitly hidden columns is returned, but SHOW DETAIL must be used to indicate which columns are implicitly hidden.

The **DESCRIBE TABLE** command lists the following information about each column:

- Column name
- Type schema
- Type name
- Length
- Scale
- Nulls (yes/no)

INDEXES FOR TABLE *table-name*

Specifies the table or view for which indexes need to be described. You can use the fully qualified name in the form *schema.table-name* or you can just specify the *table-name* and default schema will be used automatically. An alias for the table cannot be used in place of the actual table.

The **DESCRIBE INDEXES FOR TABLE** command lists the following information about each index of the table or view:

- Index schema
- Index name
- Unique rule
- Number of columns
- Index type

If the **DESCRIBE INDEXES FOR TABLE** command is specified with the **SHOW DETAIL** option, the index name is truncated when the index name is greater than 18 bytes. If no index type option is specified, information for all index types is listed: relational data index, index over XML data, and Text Search index. The output includes the following additional information:

- Index ID for a relational data index, an XML path index, an XML regions index, or an index over XML data
- Data Type for an index over XML data
- Hashed for an index over XML data
- Max VARCHAR Length for an index over XML data
- XML Pattern specified for an index over XML data
- Codepage for a text search index
- Language for a text search index
- Format specified for a text search index
- Update minimum for a text search index
- Update frequency for a text search index
- Collection directory for a text search index
- Column names of the indexes that are preceded by + for an ascending order, - for a descending order, and * for a random order.
- Expressions in square brackets following the generated column name for any part of an index key that is based on an expression.
- Whether the BUSINESS_TIME WITHOUT OVERLAPS clause is specified

Specify an index type to list information for only a specific index type. Specifying multiple index types is not supported.

Column name is truncated when it is greater than 8256 bytes.

RELATIONAL DATA

If the **RELATIONAL DATA** index type option is specified without the **SHOW DETAIL** option, only the following information is listed:

- Index schema
- Index name
- Unique rule
- Number of columns
- Null keys

If **SHOW DETAIL** is specified, the column names information is also listed.

XML DATA

If the **XML DATA** index type option is specified without the **SHOW DETAIL** option, only the following information is listed:

- Index schema
- Index name
- Unique rule
- Number of columns
- Index type

If **SHOW DETAIL** is specified, the following information for an index over XML data is also listed:

- Index ID
- Data type
- Hashed

- Max Varchar length
- XML Pattern
- Column names

TEXT SEARCH

If the **TEXT SEARCH** index type option is specified without the **SHOW DETAIL** option, only the following information is listed:

- Index schema
- Index name

If **SHOW DETAIL** is specified, the following text search index information is also listed:

- Column name
- Codepage
- Language
- Format
- Update minimum
- Update frequency
- Collection directory

If the **TEXT SEARCH** option is specified and a text search option is not installed or not properly configured, an error (SQLSTATE 42724) is returned.

See Db2 Text Search for information listed in the columns.

DATA PARTITIONS FOR TABLE *table-name*

Specifies the table or view for which data partitions need to be described. The information displayed for each data partition in the table includes; the partition identifier and the partitioning intervals. Results are ordered according to the partition identifier sequence. The fully qualified name in the form *schema.table-name* must be used. An alias for the table cannot be used in place of the actual table. The *schema* is the user name under which the table or view was created.

For the **DESCRIBE DATA PARTITIONS FOR TABLE** command, specifies that output include a second table with the following additional information:

- Data partition sequence identifier
- Data partition expression in SQL

SHOW DETAIL

For the **DESCRIBE TABLE** command, specifies that output include the following additional information:

- Whether a CHARACTER, VARCHAR or LONG VARCHAR column was defined as FOR BIT DATA
- Column number
- Distribution key sequence
- Code page
- Hidden attribute
- Default
- Table partitioning type (for tables partitioned by range this output appears after the original output)
- Partitioning key columns (for tables partitioned by range this output appears after the original output)
- Identifier of table space used for the index
- Periods that are defined on the table (for temporal tables this output appears after the original output)

- Whether versioning is enabled on the table (for temporal tables this output appears after the original output)

DROP CONTACT command using the ADMIN_CMD procedure

The **DROP CONTACT** command removes a contact from the list of contacts defined on the local system. A contact is a user to whom the Scheduler and Health Monitor send messages. The setting of the Database Administration Server (DAS) **contact_host** configuration parameter determines whether the list is local or global.

Authorization

None

Required connection

Command syntax

➤ DROP CONTACT — *name* ➤

Command parameters

CONTACT *name*

The name of the contact that will be dropped from the local system.

DROP CONTACTGROUP command using the ADMIN_CMD procedure

The **DROP CONTACTGROUP** command removes a contact group from the list of contacts defined on the local system. A contact group contains a list of users to whom the Scheduler and Health Monitor send messages. The setting of the Database Administration Server (DAS) **contact_host** configuration parameter determines whether the list is local or global.

Authorization

None

Required Connection

Command Syntax

➤ DROP CONTACTGROUP — *name* ➤

Command Parameters

CONTACTGROUP *name*

The name of the contact group that will be dropped from the local system.

EXPORT command using the ADMIN_CMD procedure

The **EXPORT** command exports data from a database to one of several external file formats. The user specifies the data to be exported by supplying an SQL SELECT statement, or by providing hierarchical information for typed tables.

For more information, see [“File type modifiers for the export utility” on page 29.](#)

Authorization

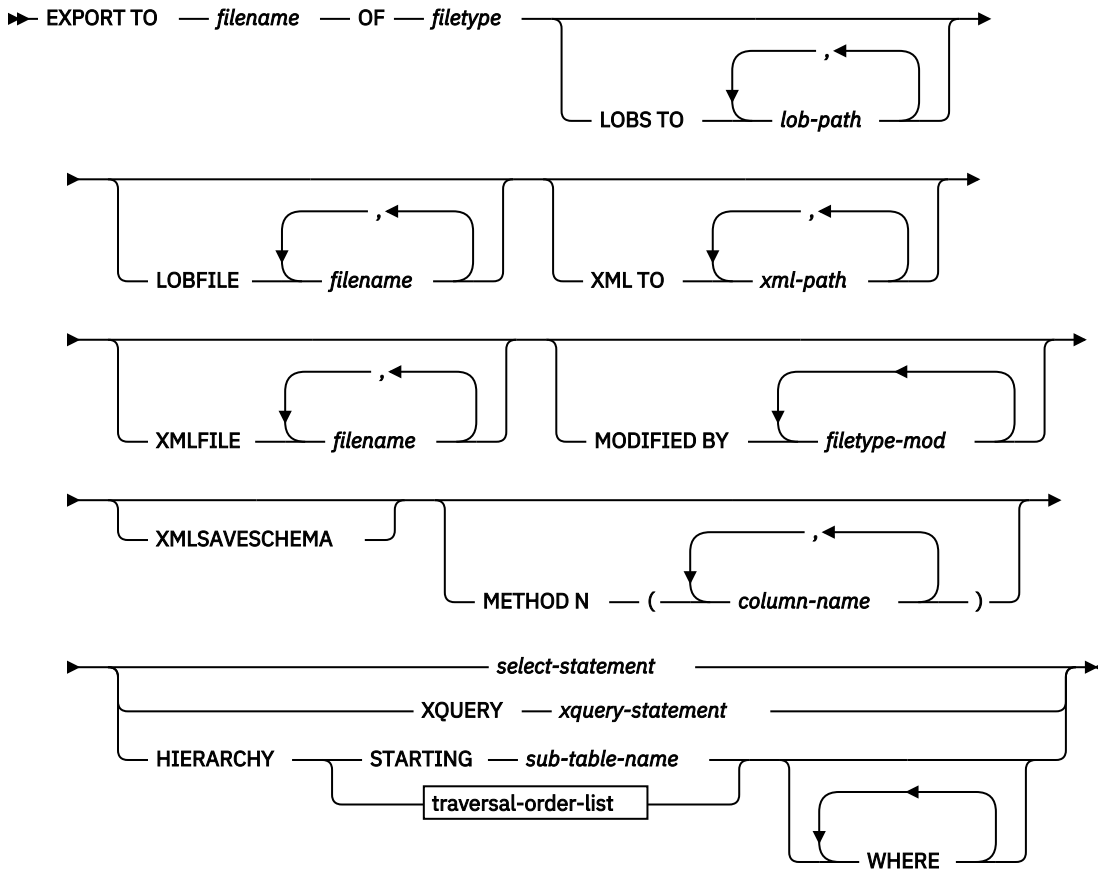
One of the following authorities:

- DATAACCESS authority on the schema of each participating table or view
- DATAACCESS authority on the database
- SELECTIN privilege on the schema of each participating table or view

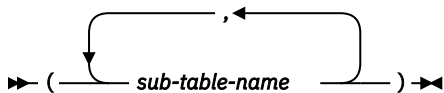
- CONTROL or SELECT privilege on each participating table or view

Required connection

Command syntax



traversal-order-list



Command parameters

TO *filename*

If the name of a file that exists is specified, the export utility overwrites the contents of the file; it does not append the information.

OF *filetype*

Specifies the format of the data in the output file:

- DEL (delimited ASCII format), which is used by various database manager and file manager programs.
- IXF (Integration Exchange Format, PC version) is a proprietary binary format.

LOBS TO *lob-path*

Specifies one or more paths to directories in which the LOB files are to be stored. There must be at least one file per LOB path, and each file must contain at least one LOB. The maximum number of paths that can be specified is 999. This setting implicitly activates the LOBSINFIL behavior.

LOBFILE filename

Specifies one or more base file names for the LOB files. When name space is exhausted for the first name, the second name is used, and so on. This setting implicitly activates the LOBSINFILE behavior.

When you create LOB files during an export operation, file names are constructed by appending the current base name from this list to the current path (from *lob-path*). Then, you must append a 3-digit sequence number to start, and the three character identifier *lob*. For example, if the current LOB path is the directory */u/foo/lob/path/*, and the current LOB file name is *bar*, the LOB files that are created are */u/foo/lob/path/bar.001.lob*, */u/foo/lob/path/bar.002.lob*, and so on. The 3-digit sequence number in the LOB file name grows to 4-digits once 999 is used, 4-digits grow to 5-digits once 9999 is used, and so on.

XML TO xml-path

Specifies one or more paths to directories in which the XML files are to be stored. There is at least one file per XML path, and each file contains at least one XQuery Data Model (XDM) instance. If more than one path is specified, then XDM instances are distributed evenly among the paths.

XMLFILE filename

Specifies one or more base file names for the XML files. When name space is exhausted for the first name, the second name is used, and so on.

When you create XML files during an export operation, file names are constructed by appending the current base name from this list to the current path (from *xml-path*). Then, you must append a 3-digit sequence number, and the three character identifier *xml*. For example, if the current XML path is the directory */u/foo/xml/path/*, and the current XML file name is *bar*, the XML files that are created are */u/foo/xml/path/bar.001.xml*, */u/foo/xml/path/bar.002.xml*, and so on.

MODIFIED BY filetype-mod

Specifies file type modifier options. See [“File type modifiers for the export utility”](#) on page 29.

XMLSAVESHEMA

Specifies that XML schema information must be saved for all XML columns. For each exported XML document that was validated against an XML schema when it was inserted, the fully qualified SQL identifier of that schema is stored as an (SCH) attribute inside the corresponding XML Data Specifier (XDS). If the exported document was not validated against an XML schema or the schema object no longer exists in the database, an SCH attribute will not be included in the corresponding XDS.

The schema and name portions of the SQL identifier are stored as the "OBJECTSCHEMA" and "OBJECTNAME" values in the row of the SYSCAT.XSROBJECTS catalog table corresponding to the XML schema.

The **XMLSAVESHEMA** option is not compatible with XQuery sequences that do not produce well-formed XML documents.

METHOD N column-name

Specifies one or more column names to be used in the output file. If this parameter is not specified, the column names in the table are used. This parameter is valid only for IXF files, but is not valid when you export hierarchical data.

select-statement

Specifies the SELECT or XQUERY statement that returns the data to be exported. If the statement causes an error, a message is written to the message file (or to standard output). If the error code is one of SQL0012W, SQL0347W, SQL0360W, SQL0437W, or SQL1824W, the export operation continues; otherwise, it stops.

If the SELECT statement is in the form of `SELECT * FROM tablename` and the table contains implicitly hidden columns, you must explicitly specify whether data for the hidden columns is included in the export operation. Use one of the following methods to indicate whether data for hidden columns is included:

- Use one of the hidden column file type modifiers: specify **implicitlyhiddeninclude** when the export contains data for the hidden columns, or **implicitlyhiddenmissing** when the export does not.

```
db2 export to t.del of del modified by implicitlyhiddeninclude
select * from t
```

- Use the DB2_DMU_DEFAULT registry variable on the client-side to set the default behavior when data movement utilities encounter tables with implicitly hidden columns.

```
db2set DB2_DMU_DEFAULT=IMPLICITLYHIDDENINCLUDE
db2 export to t.del of del select * from t
```

HIERARCHY STARTING *sub-table-name*

Using the default traverse order (OUTER order for ASC or DEL files, or the order that is stored in PC/IXF data files), export a sub-hierarchy starting from *sub-table-name*.

HIERARCHY *traversal-order-list*

Export a sub-hierarchy by using the specified traverse order. All sub-tables must be listed in PRE-ORDER fashion. The first sub-table name is used as the target table name for the SELECT statement.

Usage notes

- Be sure to complete all table operations and release all locks before you start an export operation. This step can be done by issuing a COMMIT after you close all cursors opened WITH HOLD, or by issuing a ROLLBACK.
- Table aliases can be used in the SELECT statement.
- You might encounter the SQL27981W message when it does not seem applicable, such as when the EXPORT table is not partitioned. You can safely ignore this warning in this case. This warning message might be returned if the SELECT statement of the EXPORT command includes the word ' from ' before the SQL keyword FROM.
- The messages that are placed in the message file include the information that is returned from the message retrieval service. Each message begins on a new line.
- PC/IXF import must be used to move data between databases. If character data that contains row separators is exported to a delimited ASCII (DEL) file and processed by a text transfer program, fields that contain the row separators shrinks or expands.
- The file copying step is not necessary if the source and the target databases are both accessible from the same client.
- Db2 Connect can be used to export tables from DRDA servers such as Db2 for z/OS®, Db2 for VM and VSE, and Db2 for OS/400®. Only PC/IXF export is supported.
- When you export to the IXF format, if identifiers exceed the maximum size that is supported by the IXF format, the export succeeds. However, the resulting datafile cannot be used by a subsequent import operation by using the CREATE mode (SQL27984W).
- When you export to the IXF format, the export utility does not maintain column-organized table metadata that is needed to re-create the column-organized table during a subsequent import operation by using the CREATE mode.
- When you export to a diskette on Windows, and the table that has more data than the capacity of a single diskette, the system prompts for another diskette. Multiple-part PC/IXF files (also known as multi-volume PC/IXF files, or logically split PC/IXF files), are generated and stored in separate diskettes. In each file, with the exception of the last, there is a Db2 CONTINUATION RECORD (or "AC" Record in short) written. This record indicates that the files are logically split and shows where to look for the next file. The files can then be transferred to an AIX® system to be read by the import and load utilities. The export utility will not create multiple-part PC/IXF files when invoked from an AIX system. For detailed usage, see the **IMPORT** command or **LOAD** command.
- The export utility stores the NOT NULL WITH DEFAULT attribute of the table in an IXF file if the SELECT statement provided is in the form SELECT * FROM tablename.

- When you export typed tables, subselect statements can be expressed only by specifying the target table name and the **WHERE** clause. Fullselect and *select-statement* cannot be specified when you export a hierarchy.
- For file formats other than IXF, it is recommended that you specify the traversal order list. The list tells Db2 how to traverse the hierarchy, and what sub-tables to export. If this list is not specified, all tables in the hierarchy are exported, and the default order is the OUTER order. The alternative is to use the default order, which is the order that is given by the OUTER function.
- Use the same traverse order during an import operation. The load utility does not support loading hierarchies or sub-hierarchies.
- When you export data from a table that has protected rows, the LBAC credentials that are held by the session authorization id might limit the rows that are exported. If the session authorization ID does not have read access to the rows, then they will not be exported. No error or warning is given.
- If the LBAC credentials that are held by the session authorization ID do not allow reading from one or more protected columns included in the export, then the export fails and an error (SQLSTATE 42512) is returned.
- When you run Data Movement utilities such as **export** and **db2move**, the query compiler might determine that the underlying query runs more efficiently against an MQT than the base table or tables. In this case, the query executes against a refresh deferred MQT, and the result of the utilities might not accurately represent the data in the underlying table.
- Export packages are bound by using the DATETIME ISO format. Thus, all date/time/timestamp values are converted into ISO format when cast to a string representation. Since the CLP packages are bound by using the DATETIME LOC format (locale-specific format), you might see inconsistent behavior between CLP and export if the CLP DATETIME format is different from ISO. For instance, the following SELECT statement might return expected results:

```
db2 select col2 from tab1 where char(col2)='05/10/2005';
COL2
-----
05/10/2005
05/10/2005
05/10/2005
3 record(s) selected.
```

But an export command that uses the same select clause will not:

```
db2 export to test.del of del select col2 from test
where char(col2)='05/10/2005';
Number of rows exported: 0
```

Now, replacing the LOCALE date format with ISO format gives the expected results:

```
db2 export to test.del of del select col2 from test
where char(col2)='2005-05-10';
Number of rows exported: 3
```

File type modifiers for the export utility

Table 3. Valid file type modifiers for the export utility: All file formats

Modifier	Description
lobsinfile	<p><i>lob-path</i> specifies the path to the files that contain LOB data.</p> <p>Each path contains at least one file that contains at least one LOB pointed to by a Lob Location Specifier (LLS) in the data file. The LLS is a string representation of the location of a LOB in a file that is stored in the LOB file path. The format of an LLS is <i>filename.ext.nnn.mmm/</i>, where <i>filename.ext</i> is the name of the file that contains the LOB, <i>nnn</i> is the offset in bytes of the LOB within the file, and <i>mmm</i> is the length of the LOB in bytes. For example, if the string <i>db2exp.001.123.456/</i> is stored in the data file, the LOB is at offset 123 in the file <i>db2exp.001</i>, and is 456 bytes long.</p> <p>If you specify the lobsinfile modifier when you use EXPORT, the LOB data is placed in the locations that are specified by the LOBS TO clause. Otherwise the LOB data is sent to the data file directory. The LOBS TO clause specifies one or more paths to directories in which the LOB files are to be stored. There is at least one file per LOB path, and each file contains at least one LOB. The LOBS TO or LOBFILE options implicitly activates the LOBSINFIL behavior.</p> <p>To indicate a null LOB, enter the size as -1. If the size is specified as 0, it is treated as a 0 length LOB. For null LOBS with length of -1, the offset and the file name are ignored. For example, the LLS of a null LOB might be <i>db2exp.001.7.-1/</i>.</p>
implicitlyhiddeninclude	<p>This modifier is used with SELECT * queries and specifies that the data in implicitly hidden columns is exported even though that data is not included in the result of the SELECT * query. This modifier cannot be used with the implicitlyhiddenmissing modifier.</p> <p>If this modifier is used and the query is not a SELECT *, then an error is returned (SQLCODE SQL3526N).</p> <p>This modifier does not apply to the hidden RANDOM_DISTRIBUTION_KEY column of a random distribution tables that uses the random by generation method. The column must be explicitly referenced in the query to be included in the exported data.</p>
implicitlyhiddenmissing	<p>This modifier is used with SELECT * queries and specifies that the data in implicitly hidden columns is not exported. This modifier cannot be used with the implicitlyhiddeninclude modifier.</p> <p>If this modifier is used and the query is not a SELECT *, then an error is returned (SQLCODE SQL3526N).</p> <p>This modifier does not apply to the hidden RANDOM_DISTRIBUTION_KEY column of a random distribution tables that uses the random by generation method. The column must be explicitly referenced in the query to be included in the exported data.</p>
xmlinsefiles	Each XQuery Data Model (XDM) instance is written to a separate file. By default, multiple values are concatenated together in the same file.
lobsinsefiles	Each LOB value is written to a separate file. By default, multiple values are concatenated together in the same file.
xmlnodeclaration	XDM instances are written without an XML declaration tag. By default, XDM instances are exported with an XML declaration tag at the beginning that includes an encoding attribute.

Table 3. Valid file type modifiers for the export utility: All file formats (continued)

Modifier	Description
xmlchar	XDM instances are written in the character code page. The character codepage is the value that is specified by the codepage file type modifier, or the application code page if it is not specified. By default, XDM instances are written out in Unicode.
xmlgraphic	If the xmlgraphic modifier is specified with the EXPORT command, the exported XML document is encoded in the UTF-16 code page regardless of the application code page or the codepage file type modifier.

Table 4. Valid file type modifiers for the export utility: DEL (delimited ASCII) file format

Modifier	Description
chardelx	<p>x is a single character string delimiter. The default value is a double quotation mark ("). The specified character is used in place of double quotation marks to enclose a character string.² If you want to explicitly specify the double quotation mark as the character string delimiter, it must be specified as follows:</p> <pre>modified by chardel""</pre> <p>The single quotation mark (') can also be specified as a character string delimiter as follows:</p> <pre>modified by chardel''</pre>
codepage=x	<p>x is an ASCII character string. The value is interpreted as the code page of the data in the output data set. Converts character data from the application code page to this code page during the export operation.</p> <p>For pure DBCS (graphic), mixed DBCS, and EUC, delimiters are restricted to the range of x00 to x3F, inclusive.</p>
coldelx	<p>x is a single character column delimiter. The default value is a comma (.). The specified character is used in place of a comma to signal the end of a column.²</p> <p>In the following example, coldel; causes the export utility to use the semicolon character (;) as a column delimiter for the exported data:</p> <pre>db2 "export to temp of del modified by coldel; select * from staff where dept = 20"</pre>
decplusblank	Plus sign character. Causes positive decimal values to be prefixed with a blank space instead of a plus sign (+). The default action is to prefix positive decimal values with a plus sign.
decptx	x is a single character substitute for the period as a decimal point character. The default value is a period (.). The specified character is used in place of a period as a decimal point character. ²
nochardel	<p>Column data is not surrounded by character delimiters. This option must not be specified if the data is intended to be imported or loaded by using Db2. It is provided to support vendor data files that do not have character delimiters. Improper usage might result in data loss or corruption.</p> <p>This option cannot be specified with chardelx or nodoubledel. These options are mutually exclusive.</p>

Table 4. Valid file type modifiers for the export utility: DEL (delimited ASCII) file format (continued)

Modifier	Description
nodoubledel	Suppresses recognition of double character delimiters. ²
striplzeros	<p>Removes the leading zeros from all exported decimal columns.</p> <p>Consider the following example:</p> <pre>db2 create table decimalTable (c1 decimal(31, 2)) db2 insert into decimalTable values (1.1) db2 export to data of del select * from decimalTable db2 export to data of del modified by STRIPLZEROS select * from decimalTable</pre> <p>In the first export operation, the content of the exported file data are +000000000000000000000000000000001.10. In the second operation, which is identical to the first except for the striplzeros modifier, the content of the exported file data are +1.10.</p>

Table 4. Valid file type modifiers for the export utility: DEL (delimited ASCII) file format (continued)

Modifier	Description
timestampformat="x"	<p>x is the format of the time stamp in the source file.⁴ Valid time stamp elements are:</p> <p>YYYY Year (4 digits in the range 0000 - 9999)</p> <p>M Month (1 or 2 digits in the range 1 - 12)</p> <p>MM Month (2 digits in the range 01 - 12; mutually exclusive with M and MMM)</p> <p>MMM Month (three-letter case-insensitive abbreviation for the month name; mutually exclusive with M and MM)</p> <p>D Day (1 or 2 digits in the range 1 - 31)</p> <p>DD Day (2 digits in the range 01 - 31; mutually exclusive with D)</p> <p>DDD Day of the year (3 digits in the range 001 - 366; mutually exclusive with other day or month elements)</p> <p>H Hour (1 or 2 digits in the range 0 - 12 for a 12-hour system, and 0 - 24 for a 24-hour system)</p> <p>HH Hour (2 digits in the range 00 - 12 for a 12-hour system, and 00 - 24 for a 24-hour system; mutually exclusive with H)</p> <p>M Minute (1 or 2 digits in the range 0 - 59)</p> <p>MM Minute (2 digits in the range 00 - 59; mutually exclusive with M, minute)</p> <p>S Second (1 or 2 digits in the range 0 - 59)</p> <p>SS Second (2 digits in the range 00 - 59; mutually exclusive with S)</p> <p>SSSSS Second of the day after midnight (5 digits in the range 00000 - 86400; mutually exclusive with other time elements)</p> <p>U (1 - 12 times) Fractional seconds (number of occurrences of U represent the number of digits with each digit in the range 0 - 9)</p> <p>TT Meridian indicator (AM or PM)</p> <p>Following is an example of a time stamp format:</p> <pre style="background-color: #f0f0f0; padding: 5px;">"YYYY/MM/DD HH:MM:SS.UUUUUU"</pre> <p>The MMM element produces the following values: 'Jan', 'Feb', 'Mar', 'Apr', 'May', 'Jun', 'Jul', 'Aug', 'Sep', 'Oct', 'Nov', and 'Dec'. 'Jan' is equal to month 1, and 'Dec' is equal to month 12.</p> <p>The following example illustrates how to export data that contains user-defined time stamp formats from a table called 'schedule':</p> <pre style="background-color: #f0f0f0; padding: 5px;">db2 export to delfile2 of del modified by timestampformat="yyyy.mm.dd hh:mm tt" select * from schedule</pre>

Table 5. Valid file type modifiers for the export utility: IXF file format

Modifier	Description
codepage=x	x is an ASCII character string. The value is interpreted as the code page of the data in the output data set. Converts character data from the application code page to this code page during the export operation. For pure DBCS (graphic), mixed DBCS, and EUC, delimiters are restricted to the range of x00 to x3F, inclusive.

Note:

1. The export utility does not issue a warning if an attempt is made to use unsupported file types with the **MODIFIED BY** option. If this step is attempted, the export operation fails, and an error code is returned.
2. *Delimiter considerations for moving data* lists restrictions that apply to the characters that can be used as delimiter overrides.
3. The export utility normally writes
 - date data in *YYYYMMDD* format
 - char(date) data in "*YYYY-MM-DD*" format
 - time data in "*HH.MM.SS*" format
 - time stamp data in "*YYYY-MM-DD-HH.MM.SS.aaaaaa*" format

Data that is contained in any datetime columns that are specified in the SELECT statement for the export operation are also in these formats.

4. For time stamp formats, care must be taken to avoid ambiguity between the month and the minute descriptors, since they both use the letter M. A month field must be next to other date fields. A minute field must be next to other time fields. Following are some ambiguous time stamp formats:

```
"M" (could be a month, or a minute)
"M:M" (Which is which?)
"M:YYYY:M" (Both are interpreted as month.)
"S:M:YYYY" (adjacent to both a time value and a date value)
```

In ambiguous cases, the utility reports an error message, and the operation fails.

Following are some unambiguous time stamp formats:

```
"M:YYYY" (Month)
"S:M" (Minute)
"M:YYYY:S:M" (Month...Minute)
"M:H:YYYY:M:D" (Minute...Month)
```

5. All XDM instances are written to XML files that are separate from the main data file, even if the **XMLFILE** and **XML TO** clauses are not specified. By default, XML files are written to the path of the exported data file. The default base name for XML files is the name of the exported data file with the extension ".XML" appended to it.
6. All XDM instances are written with an XML declaration at the beginning that includes an encoding attribute, unless the XMLNODECLARATION file type modifier is specified.
7. By default, all XDM instances are written in Unicode unless the XMLCHAR or XMLGRAPHIC file type modifier is specified.
8. The default path for XML data and LOB data is the path of the main data file. The default XML file base name is the main data file. The default LOB file base name is the main data file. For example, if the main data file is:

```
/mypath/myfile.del
```

The default path for XML data and LOB data is:

```
/mypath"
```

The default XML file base name is:

```
myfile.del
```

The default LOB file base name is:

```
myfile.del
```

The LOBSINFILE file type modifier must be specified in order to have LOB files generated.

9. The export utility appends a numeric identifier to each LOB file or XML file. The identifier starts as a 3-digit, 0 padded sequence value, starting at:

```
.001
```

After the 999th LOB file or XML file, the identifier will no longer be padded with zeros (for example, the 1000th LOG file or XML file will have an extension of:

```
.1000
```

Following the numeric identifier is a three character type identifier that represents the data type, either:

```
.lob
```

or

```
.xml
```

For example, a generated LOB file would have a name in the format:

```
myfile.del.001.lob
```

and a generated XML file would have a name in the format:

```
myfile.del.001.xml
```

10. It is possible to have the export utility export XDM instances that are not well-formed documents by specifying an XQuery. However, you cannot import or load these exported documents directly into an XML column, since XML columns can contain only complete documents.

FORCE APPLICATION command using the ADMIN_CMD procedure

The **FORCE APPLICATION** command forces local or remote users or applications off the system to allow for maintenance on a server.



Attention: If an operation that cannot be interrupted (**RESTORE DATABASE**, for example) is forced, the operation must be successfully re-executed before the database becomes available.

Scope

This command affects all database partitions that are listed in the `$HOME/sqllib/db2nodes.cfg` file.

In a partitioned database environment, this command does not have to be issued from the coordinator database partition of the application being forced. It can be issued from any database partition server in the partitioned database environment.

Authorization

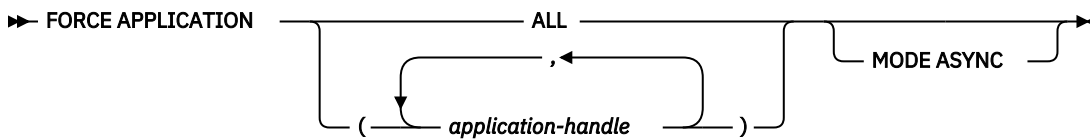
One of the following authorities:

- SYSADM
- SYSCTRL

- SYSMANT

Required connection

Command syntax



Command parameters

FORCE APPLICATION

ALL

All applications will be disconnected from the database server.

application-handle

Specifies the agent to be terminated. List the values using the **LIST APPLICATIONS** command.

MODE ASYNC

The command does not wait for all specified users to be terminated before returning; it returns as soon as the function has been successfully issued or an error (such as invalid syntax) is discovered.

This is the only mode that is currently supported.

Examples

The following example forces two users, with *application-handle* values of 41408 and 55458, to disconnect from the database:

Usage notes

The database manager remains active so that subsequent database manager operations can be handled without the need for **db2start**.

To preserve database integrity, only users who are idling or executing interruptible database operations can be terminated.

The following types of users and applications cannot be forced:

- users creating a database
- system applications

In order to successfully force these types of users and applications, the database must be deactivated and/or the instance restarted.

After a **FORCE APPLICATION** has been issued, the database will still accept requests to connect. Additional forces might be required to completely force all users off.

GET STMM TUNING command using the ADMIN_CMD procedure

The **GET STMM TUNING** command reads the catalog tables to report the user preferred self tuning memory manager (STMM) tuning member number and current STMM tuning member number.

Authorization

The privileges held by the authorization ID of the statement must include at least one of the following authorities or privilege:

- DBADM
- SECADM

- SQLADM
- ACCESSCTRL
- DATAACCESS
- SELECT on SYSIBM.SYSTUNINGINFO

Required connection

Database

Command syntax

➤ GET — STMM — TUNING — MEMBER ➤

Example

```
CALL SYSPROC.ADMIN_CMD( 'get stmm tuning member' )
```

The following is an example of output from this query.

```
Result set 1
-----
USER_PREFERRED_NUMBER CURRENT_NUMBER
-----
                        2              2

1 record(s) selected.
Return Status = 0
```

Usage notes

- The user preferred self tuning memory manager (STMM) tuning member number (USER_PREFERRED_NUMBER) is set by the user and specifies the member on which the user wants to run the memory tuner. While the database is running, the tuning member is applied a few times an hour. As a result, it is possible that the CURRENT_NUMBER and USER_PREFERRED_NUMBER returned are not in sync after an update of the user preferred STMM member. To resolve this, either wait for the CURRENT_NUMBER to be updated asynchronously, or stop and start the database to force the update of CURRENT_NUMBER.

Compatibilities

For compatibility with previous versions:

- **DBPARTITIONNUM** can be substituted for **MEMBER**, except when the **DB2_ENFORCE_MEMBER_SYNTAX** registry variable is set to ON.

Result set information

Command execution status is returned in the SQLCA resulting from the CALL statement. If execution is successful, the command returns additional information in the following result set:

<i>Table 6. Result set returned by the GET STMM TUNING command</i>		
Column name	Data type	Description
USER_PREFERRED_NUMBER	INTEGER	User preferred self tuning memory manager (STMM) tuning member number. In a partitioned database environment, a value of -1 indicates that the default member is used.

Table 6. Result set returned by the GET STMM TUNING command (continued)		
Column name	Data type	Description
CURRENT_NUMBER	INTEGER	Current STMM tuning member number. A value of -1 indicates that the default member is used.

IMPORT command using the ADMIN_CMD procedure

The **IMPORT** command inserts data from an external file with a supported file format into a table, hierarchy, view or nickname. **LOAD** is a faster alternative, but the load utility does not support loading data at the hierarchy level.

Quick link to [“File type modifiers for the import utility”](#) on page 49.

Authorization

- **IMPORT** using the **INSERT** option requires one of the following authorities:
 - DATAACCESS authority
 - DATAACCESS authority on the schema of each participating table or view
 - INSERTIN and SELECTIN privilege on the schema of each participating table or view
 - CONTROL privilege on each participating table, view, or nickname
 - INSERT and SELECT privilege on each participating table or view
- **IMPORT** to an existing table using the **INSERT_UPDATE** option, requires one of the following authorities:
 - DATAACCESS authority
 - DATAACCESS authority on the schema of each participating table or view
 - INSERTIN, SELECTIN, UPDATEIN, and DELETEIN privilege on the schema of each participating table or view
 - CONTROL privilege on each participating table, view, or nickname
 - INSERT, SELECT, UPDATE and DELETE privilege on each participating table or view
- **IMPORT** to an existing table using the **REPLACE** or **REPLACE_CREATE** option, requires one of the following authorities:
 - DATAACCESS authority
 - DATAACCESS authority on the schema of each participating table or view
 - INSERTIN, SELECTIN, and DELETEIN privilege on the schema of each participating table or view
 - CONTROL privilege on the table or view
 - INSERT, SELECT, and DELETE privilege on the table or view
- **IMPORT** to a new table using the **CREATE** or **REPLACE_CREATE** option, requires one of the following authorities:
 - DBADM authority
 - CREATETAB authority on the database and USE privilege on the table space, as well as one of:
 - IMPLICIT_SCHEMA authority on the database, if the implicit or explicit schema name of the table does not exist
 - CREATEIN privilege or SCHEMAADM authority on the schema, if the schema name of the table refers to an existing schema
- **IMPORT** to a hierarchy that does not exist using the **CREATE**, or the **REPLACE_CREATE** option, requires one of the following authorities:
 - DBADM authority
 - CREATETAB authority on the database and USE privilege on the table space and one of:

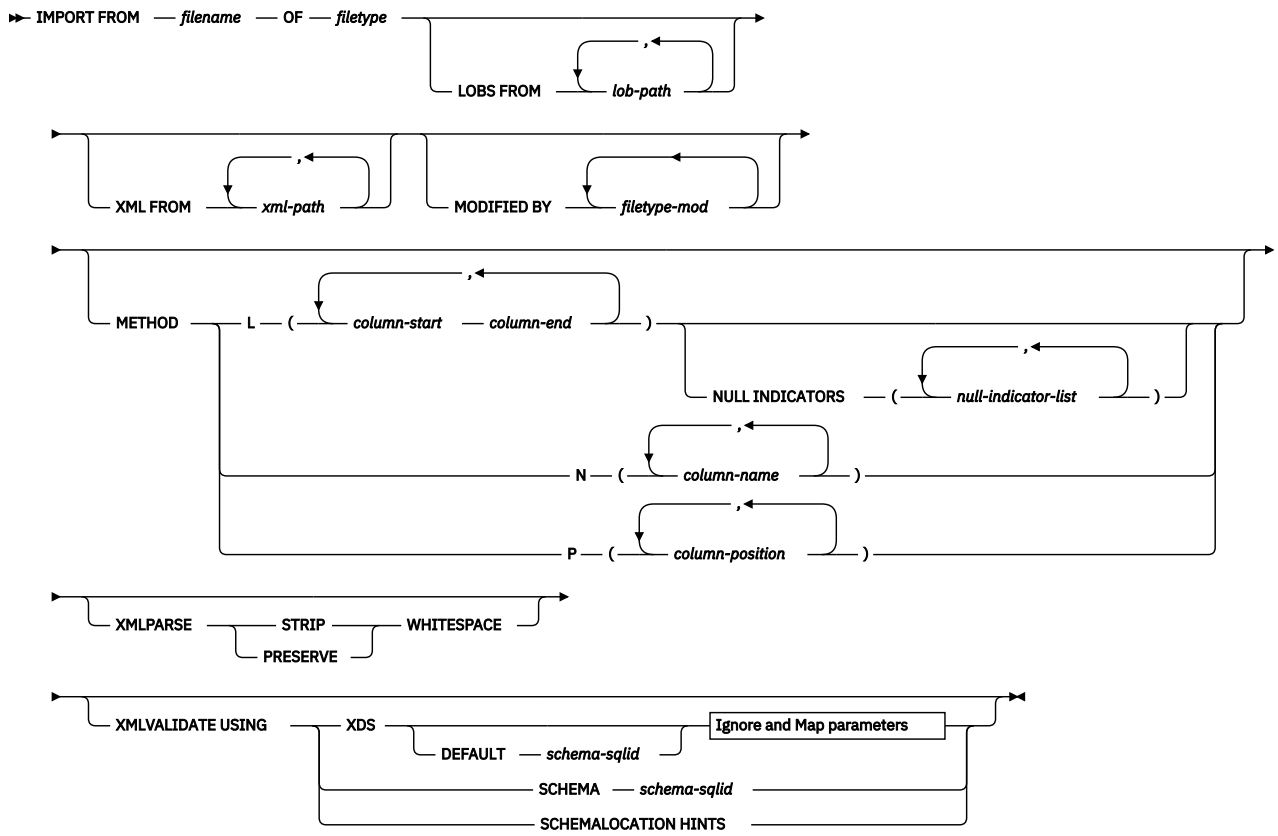
- IMPLICIT_SCHEMA authority on the database, if the schema name of the table does not exist
- CREATEIN privilege or SCHEMAADM authority on the schema, if the schema of the table exists
- CONTROL privilege on every sub-table in the hierarchy, if the **REPLACE_CREATE** option on the entire hierarchy is used
- **IMPORT** to an existing hierarchy using the **REPLACE** option requires one of the following authorities:
 - DATAACCESS authority
 - DATAACCESS authority on the schema of every sub-table in the hierarchy
 - CONTROL privilege on every sub-table in the hierarchy
- To import data into a table that has protected columns, the session authorization ID must have LBAC credentials that allow write access to all protected columns in the table. Otherwise the import fails and an error (SQLSTATE 42512) is returned.
- To import data into a table that has protected rows, the session authorization ID must hold LBAC credentials that meet these criteria:
 - It is part of the security policy protecting the table
 - It was granted to the session authorization ID for write access

The label on the row to insert, the user's LBAC credentials, the security policy definition, and the LBAC rules determine the label on the row.

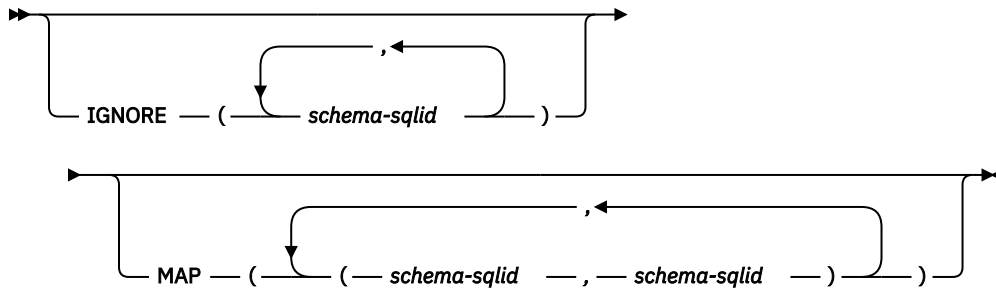
- For a table with protected rows, if the **REPLACE** or **REPLACE_CREATE** option is specified, the session authorization ID must have the authority to drop the table.
- To import data into a nickname, the session authorization ID must have the privilege to access and use a specified data source in pass-through mode.
- If the table has row access control activated, then **IMPORT REPLACE** on that table would require the ability to drop the table. Specifically, you must have either CONTROL authority, SCHEMAADM authority, or DBADM authority on the table.

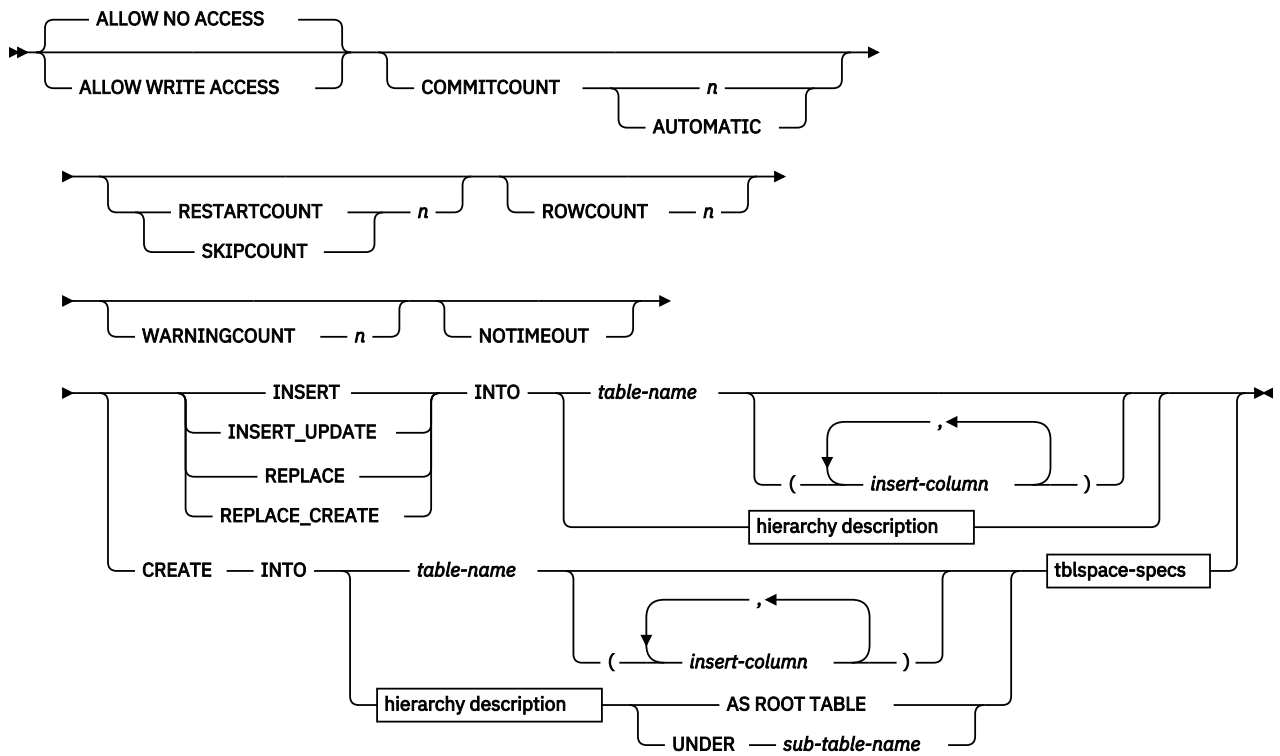
Required connection

Command syntax




Ignore and Map parameters

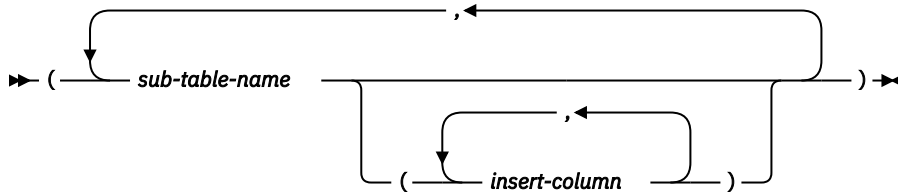




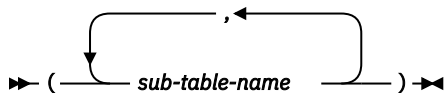
hierarchy description



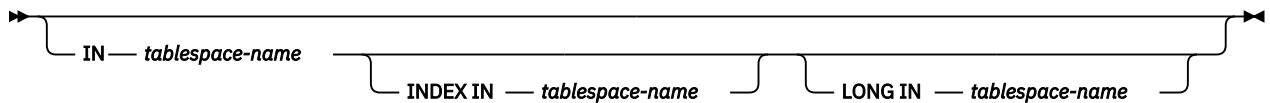
sub-table-list



traversal-order-list



tblspace-specs



Command parameters

FROM *filename*

OF *filetype*

Specifies the format of the data in the input file:

- ASC (non-delimited ASCII format)

- DEL (delimited ASCII format), which is used by a variety of database manager and file manager programs
- IXF (Integration Exchange Format, PC version) is a binary format that is used exclusively by Db2.

LOBS FROM *lob-path*

The names of the LOB data files are stored in the main data file (ASC, DEL, or IXF), in the column that will be loaded into the LOB column. The maximum number of paths that can be specified is 999. This will implicitly activate the LOBSINFILE behavior.

This parameter is not valid when you import to a nickname.

XML FROM *xml-path*

Specifies one or more paths that contain the XML files.

MODIFIED BY *filetype-mod*

Specifies file type modifier options. See [“File type modifiers for the import utility”](#) on page 49.

METHOD

L

Specifies the start and end column numbers from which to import data. A column number is a byte offset from the beginning of a row of data. It is numbered starting from 1.

Note: This method can only be used with ASC files, and is the only valid option for that file type.

N

Specifies the names of the columns in the data file to be imported. The case of these column names must match the case of the corresponding names in the system catalogs. Each table column that is not nullable should have a corresponding entry in the **METHOD N** list. For example, given data fields F1, F2, F3, F4, F5, and F6, and table columns C1 INT, C2 INT NOT NULL, C3 INT NOT NULL, and C4 INT, method N (F2, F1, F4, F3) is a valid request, while method N (F2, F1) is not valid.

Note: This method can only be used with IXF files.

P

Specifies the field numbers (numbered from 1) of the input data fields to be imported. Each table column that is not nullable should have a corresponding entry in the **METHOD P** list. For example, given data fields F1, F2, F3, F4, F5, and F6, and table columns C1 INT, C2 INT NOT NULL, C3 INT NOT NULL, and C4 INT, method P (2, 1, 4, 3) is a valid request, while method P (2, 1) is not valid. This method can only be used with file types IXF or DEL, and is the only valid method for the DEL file type.

For each of the fields specified by method P, you need to define a corresponding column in the action statement, unless all columns are accounted for or the first *x* columns are going to be loaded, as shown in the following example:

```
db2 load from datafile1.del of del method P(1, 3, 4)
  replace into table1 (c1, c3, c4)
```

NULL INDICATORS *null-indicator-list*

This option can only be used when the **METHOD L** parameter is specified. That is, the input file is an ASC file. The null indicator list is a comma-separated list of positive integers specifying the column number of each null indicator field. The column number is the byte offset of the null indicator field from the beginning of a row of data. There must be one entry in the null indicator list for each data field defined in the **METHOD L** parameter. A column number of zero indicates that the corresponding data field always contains data.

A value of Y in the NULL indicator column specifies that the column data is NULL. Any character *other than* Y in the NULL indicator column specifies that the column data is not NULL, and that column data specified by the **METHOD L** option will be imported.

The NULL indicator character can be changed using the **MODIFIED BY** option, with the nullindchar file type modifier.

XMLPARSE

Specifies how XML documents are parsed. If this option is not specified, the parsing behavior for XML documents will be determined by the value of the CURRENT IMPLICIT XMLPARSE OPTION special register.

STRIP WHITESPACE

Specifies to remove whitespace when the XML document is parsed.

PRESERVE WHITESPACE

Specifies not to remove whitespace when the XML document is parsed.

XMLVALIDATE

Specifies that XML documents are validated against a schema, when applicable.

USING XDS

XML documents are validated against the XML schema identified by the XML Data Specifier (XDS) in the main data file. By default, if the **XMLVALIDATE** option is invoked with the **USING XDS** clause, the schema used to perform validation will be determined by the SCH attribute of the XDS. If an SCH attribute is not present in the XDS, no schema validation will occur unless a default schema is specified by the **DEFAULT** clause.

The **DEFAULT**, **IGNORE**, and **MAP** clauses can be used to modify the schema determination behavior. These three optional clauses apply directly to the specifications of the XDS, and not to each other. For example, if a schema is selected because it is specified by the **DEFAULT** clause, it will not be ignored if also specified by the **IGNORE** clause. Similarly, if a schema is selected because it is specified as the first part of a pair in the **MAP** clause, it will not be re-mapped if also specified in the second part of another **MAP** clause pair.

USING SCHEMA *schema-sqlid*

XML documents are validated against the XML schema with the specified SQL identifier. In this case, the SCH attribute of the XML Data Specifier (XDS) will be ignored for all XML columns.

USING SCHEMALOCATION HINTS

XML documents are validated against the schemas identified by XML schema location hints in the source XML documents. If a schemaLocation attribute is not found in the XML document, no validation will occur. When the **USING SCHEMALOCATION HINTS** clause is specified, the SCH attribute of the XML Data Specifier (XDS) will be ignored for all XML columns.

See examples of the **XMLVALIDATE** option in the following section.

DEFAULT *schema-sqlid*

This option can only be used when the **USING XDS** parameter is specified. The schema specified through the **DEFAULT** clause identifies a schema to use for validation when the XML Data Specifier (XDS) of an imported XML document does not contain an SCH attribute identifying an XML Schema.

The **DEFAULT** clause takes precedence over the **IGNORE** and **MAP** clauses. If an XDS satisfies the **DEFAULT** clause, the **IGNORE** and **MAP** specifications will be ignored.

IGNORE *schema-sqlid*

This option can only be used when the **USING XDS** parameter is specified. The **IGNORE** clause specifies a list of one or more schemas to ignore if they are identified by an SCH attribute. If an SCH attribute exists in the XML Data Specifier for an imported XML document, and the schema identified by the SCH attribute is included in the list of schemas to ignore, then no schema validation will occur for the imported XML document.

If a schema is specified in the **IGNORE** clause, it cannot also be present in the left side of a schema pair in the **MAP** clause.

The **IGNORE** clause applies only to the XDS. A schema that is mapped by the **MAP** clause will not be subsequently ignored if specified by the **IGNORE** clause.

MAP *schema-sqlid*

This option can only be used when the **USING XDS** parameter is specified. Use the **MAP** clause to specify alternate schemas to use in place of those specified by the SCH attribute of an XML Data Specifier (XDS) for each imported XML document. The **MAP** clause specifies a list of one or more

schema pairs, where each pair represents a mapping of one schema to another. The first schema in the pair represents a schema that is referred to by an SCH attribute in an XDS. The second schema in the pair represents the schema that should be used to perform schema validation.

If a schema is present in the left side of a schema pair in the **MAP** clause, it cannot also be specified in the **IGNORE** clause.

Once a schema pair mapping is applied, the result is final. The mapping operation is non-transitive, and therefore the schema chosen will not be subsequently applied to another schema pair mapping.

A schema cannot be mapped more than once, meaning that it cannot appear on the left side of more than one pair.

ALLOW NO ACCESS

Runs import in the offline mode. An exclusive (X) lock on the target table is acquired before any rows are inserted. This prevents concurrent applications from accessing table data. This is the default import behavior.

ALLOW WRITE ACCESS

Runs import in the online mode. An intent exclusive (IX) lock on the target table is acquired when the first row is inserted. This allows concurrent readers and writers to access table data. Online mode is not compatible with the **REPLACE**, **CREATE**, or **REPLACE_CREATE** import options. Online mode is not supported in conjunction with buffered inserts. The import operation will periodically commit inserted data to prevent lock escalation to a table lock and to avoid running out of active log space. These commits will be performed even if the **COMMITCOUNT** option was not used. During each commit, import will lose its IX table lock, and will attempt to reacquire it after the commit. This parameter is required when you import to a nickname and **COMMITCOUNT** must be specified with a valid number (AUTOMATIC is not considered a valid option).

COMMITCOUNT *n* | AUTOMATIC

Performs a COMMIT after every *n* records are imported. When a number *n* is specified, import performs a COMMIT after every *n* records are imported. When compound inserts are used, a user-specified commit frequency of *n* is rounded up to the first integer multiple of the compound count value. When AUTOMATIC is specified, import internally determines when a commit needs to be performed. The utility will commit for either one of two reasons:

- to avoid running out of active log space
- to avoid lock escalation from row level to table level

If the **ALLOW WRITE ACCESS** option is specified, and the **COMMITCOUNT** option is not specified, the import utility will perform commits as if **COMMITCOUNT AUTOMATIC** had been specified.

The ability of the import operation to avoid running out of active log space is affected by the Db2 registry variable **DB2_FORCE_APP_ON_MAX_LOG**:

- If **DB2_FORCE_APP_ON_MAX_LOG** is set to FALSE and the **COMMITCOUNT AUTOMATIC** command option is specified, the import utility will be able to automatically avoid running out of active log space.
- If **DB2_FORCE_APP_ON_MAX_LOG** is set to FALSE and the **COMMITCOUNT *n*** command option is specified, the import utility will attempt to resolve the log full condition if it encounters an SQL0964C (Transaction Log Full) while inserting or updating a record. It will perform an unconditional commit and then will reattempt to insert or update the record. If this does not help resolve the issue (which would be the case when the log full is attributed to other activity on the database), then the **IMPORT** command will fail as expected, however the number of rows committed may not be a multiple of the **COMMITCOUNT *n*** value. To avoid processing the rows that were already committed when you retry the import operation, use the **RESTARTCOUNT** or **SKIPCOUNT** command parameters.
- If **DB2_FORCE_APP_ON_MAX_LOG** is set to TRUE (which is the default), the import operation will fail if it encounters an SQL0964C while inserting or updating a record. This can occur irrespective of whether you specify **COMMITCOUNT AUTOMATIC** or **COMMITCOUNT *n***.

The application is forced off the database and the current unit of work is rolled back. To avoid processing the rows that were already committed when you retry the import operation, use the **RESTARTCOUNT** or **SKIPCOUNT** command parameters.

RESTARTCOUNT *n*

Specifies that an import operation is to be started at record $n+1$. The first n records are skipped. This option is functionally equivalent to **SKIPCOUNT**. **RESTARTCOUNT** and **SKIPCOUNT** are mutually exclusive.

SKIPCOUNT *n*

Specifies that an import operation is to be started at record $n+1$. The first n records are skipped. This option is functionally equivalent to **RESTARTCOUNT**. **SKIPCOUNT** and **RESTARTCOUNT** are mutually exclusive.

ROWCOUNT *n*

Specifies the number n of physical records in the file to be imported (inserted or updated). Allows a user to import only n rows from a file, starting from the record determined by the **SKIPCOUNT** or **RESTARTCOUNT** options. If the **SKIPCOUNT** or **RESTARTCOUNT** options are not specified, the first n rows are imported. If **SKIPCOUNT *m*** or **RESTARTCOUNT *m*** is specified, rows $m+1$ to $m+n$ are imported. When compound inserts are used, user specified **ROWCOUNT *n*** is rounded up to the first integer multiple of the compound count value.

WARNINGCOUNT *n*

Stops the import operation after n warnings. Set this parameter if no warnings are expected, but verification that the correct file and table are being used is required. If the import file or the target table is specified incorrectly, the import utility will generate a warning for each row that it attempts to import, which will cause the import to fail. If n is zero, or this option is not specified, the import operation will continue regardless of the number of warnings issued.

NOTIMEOUT

Specifies that the import utility will not time out while waiting for locks. This option supersedes the **locktimeout** database configuration parameter. Other applications are not affected.

INSERT

Adds the imported data to the table without changing the existing table data.

INSERT_UPDATE

Adds rows of imported data to the target table, or updates existing rows (of the target table) with matching primary keys.

REPLACE

Deletes all existing data from the table by truncating the data object, and inserts the imported data. The table definition and the index definitions are not changed. This option can only be used if the table exists. If this option is used when moving data between hierarchies, only the data for an entire hierarchy, not individual subtables, can be replaced.

This parameter is not valid when you import to a nickname.

This option does not honor the CREATE TABLE statement's NOT LOGGED INITIALLY (NLI) clause or the ALTER TABLE statement's ACTIVE NOT LOGGED INITIALLY clause.

This option cannot be used to import data into system-period temporal tables.

If an import with the **REPLACE** option is performed within the same transaction as a CREATE TABLE or ALTER TABLE statement where the NLI clause is invoked, the import will not honor the NLI clause. All inserts will be logged.

Workaround 1

Delete the contents of the table using the DELETE statement, then invoke the import with INSERT statement

Workaround 2

Drop the table and re-create it, then invoke the import with INSERT statement.

REPLACE_CREATE

Note: The **REPLACE_CREATE** parameter is deprecated and may be removed in a future release. For additional details, see "IMPORT command options CREATE and REPLACE_CREATE are deprecated".

If the table exists, deletes all existing data from the table by truncating the data object, and inserts the imported data without changing the table definition or the index definitions.

If the table does not exist, creates the table and index definitions, as well as the row contents, in the code page of the database. See *Imported table re-creation* for a list of restrictions.

This option can only be used with IXF files. If this option is used when moving data between hierarchies, only the data for an entire hierarchy, not individual subtables, can be replaced.

This parameter is not valid when you import to a nickname.

INTO *table-name*

Specifies the database table into which the data is to be imported. This table cannot be a system table, a created temporary table, a declared temporary table, or a summary table.

One can use an alias for **INSERT**, **INSERT_UPDATE**, or **REPLACE**, except in the case of an earlier server, when the fully qualified or the unqualified table name should be used. A qualified table name is in the form: *schema.tablename*. The *schema* is the user name under which the table was created.

If the database table contains implicitly hidden columns, you must specify whether data for the hidden columns is included in the import operation. Use one of the following methods to indicate if data for hidden columns is included:

- Use *insert-column* to explicitly specify the columns into which data is to be inserted.

```
db2 import from delfile1 of del
insert into table1 (c1, c2, c3,...)
```

- Use one of the hidden column file type modifiers: specify **implicitlyhiddeninclude** when the input file contains data for the hidden columns, or **implicitlyhiddenmissing** when the input file does not.

```
db2 import from delfile1 of del modified by implicitlyhiddeninclude
insert into table1
```

- Use the DB2_DMU_DEFAULT registry variable on the client-side to set the default behavior when data movement utilities encounter tables with implicitly hidden columns.

```
db2set DB2_DMU_DEFAULT=IMPLICITLYHIDDENINCLUDE
db2 import from delfile1 of del insert into table1
```

insert-column

Specifies the name of a column in the table or the view into which data is to be inserted.

ALL TABLES

An implicit keyword for hierarchy only. When importing a hierarchy, the default is to import all tables specified in the traversal order.

sub-table-list

For typed tables with the **INSERT** or the **INSERT_UPDATE** option, a list of sub-table names is used to indicate the sub-tables into which data is to be imported.

HIERARCHY

Specifies that hierarchical data is to be imported.

STARTING *sub-table-name*

A keyword for hierarchy only, requesting the default order, starting from *sub-table-name*. For PC/IXF files, the default order is the order stored in the input file. The default order is the only valid order for the PC/IXF file format.

traversal-order-list

For typed tables with the **INSERT**, **INSERT_UPDATE**, or the **REPLACE** option, a list of sub-table names is used to indicate the traversal order of the importing sub-tables in the hierarchy.

CREATE

Note: The **CREATE** parameter is deprecated and may be removed in a future release. For additional details, see "IMPORT command options **CREATE** and **REPLACE_CREATE** are deprecated".

Creates the table definition and row contents in the code page of the database. If the data was exported from a Db2 table, sub-table, or hierarchy, indexes are created. If this option operates on a hierarchy, and data was exported from Db2, a type hierarchy will also be created. This option can only be used with IXF files.

This parameter is not valid when you import to a nickname.

Note: If the data was exported from an MVS™ host database, and it contains LONGVAR fields whose lengths, calculated on the page size, are more than 254, **CREATE** might fail because the rows are too long. See "Imported table re-creation" for a list of restrictions. In this case, the table should be created manually, and **IMPORT** with **INSERT** should be invoked, or, alternatively, the **LOAD** command should be used.

AS ROOT TABLE

Creates one or more sub-tables as a stand-alone table hierarchy.

UNDER *sub-table-name*

Specifies a parent table for creating one or more sub-tables.

IN *tablespace-name*

Identifies the table space in which the table will be created. The table space must exist, and must be a REGULAR table space or LARGE table space. If no other table space is specified, all table parts are stored in this table space. If this clause is not specified, the table is created in a table space created by the authorization ID. If none is found, the table is placed into the default table space USERSPACE1. If USERSPACE1 has been dropped, table creation fails.

INDEX IN *tablespace-name*

Identifies the table space in which any indexes on the table will be created. This option is allowed only when the primary table space specified in the **IN** clause is a DMS table space. The specified table space must exist, and must be a REGULAR or LARGE DMS table space.

Note: Specifying which table space will contain an index can only be done when the table is created.

LONG IN *tablespace-name*

Identifies the table space in which the values of any long columns (LONG VARCHAR, LONG VARCHAR, LOB data types, or distinct types with any of these as source types) will be stored. This option is allowed only if the primary table space specified in the **IN** clause is a DMS table space. The table space must exist, and must be a LARGE DMS table space.

Usage notes

Be sure to complete all table operations and release all locks before starting an import operation. This can be done by issuing a COMMIT after closing all cursors opened WITH HOLD, or by issuing a ROLLBACK.

The import utility adds rows to the target table using the SQL INSERT statement. The utility issues one INSERT statement for each row of data in the input file. If an INSERT statement fails, one of two actions result:

- If it is likely that subsequent INSERT statements can be successful, a warning message is written to the message file, and processing continues.
- If it is likely that subsequent INSERT statements will fail, and there is potential for database damage, an error message is written to the message file, and processing halts.

The utility performs an automatic COMMIT after the old rows are deleted during a **REPLACE** or a **REPLACE_CREATE** operation. Therefore, if the system fails, or the application interrupts the database manager after the table object is truncated, all of the old data is lost. Ensure that the old data is no longer needed before using these options.

If the log becomes full during a **CREATE**, **REPLACE**, or **REPLACE_CREATE** operation, the utility performs an automatic COMMIT on inserted records. If the system fails, or the application interrupts the database

manager after an automatic COMMIT, a table with partial data remains in the database. Use the **REPLACE** or the **REPLACE_CREATE** option to rerun the whole import operation, or use **INSERT** with the **RESTARTCOUNT** parameter set to the number of rows successfully imported.

Updates from the IMPORT command will always be committed at the end of an IMPORT task. The IMPORT command can also perform automatic commits during its execution to reduce the size of the lock list and the active log space. The IMPORT command will roll back if the active log becomes full during IMPORT processing.

- By default, automatic commits are not performed for the **INSERT** or the **INSERT_UPDATE** option. They are, however, performed if the **COMMITCOUNT** parameter is not zero.
- Offline import does not perform automatic COMMITs if any of the following conditions are true:
 - The target is a view, not a table
 - Compound inserts are used
 - Buffered inserts are used
- By default, online import performs automatic commit to free both the active log space and the lock list. Automatic commits are not performed only if a **COMMITCOUNT** value of zero is specified.

Whenever the import utility performs a COMMIT, two messages are written to the message file: one indicates the number of records to be committed, and the other is written after a successful COMMIT. When restarting the import operation after a failure, specify the number of records to skip, as determined from the last successful COMMIT.

The import utility accepts input data with minor incompatibility problems (for example, character data can be imported using padding or truncation, and numeric data can be imported with a different numeric data type), but data with major incompatibility problems is not accepted.

You cannot **REPLACE** or **REPLACE_CREATE** an object table if it has any dependents other than itself, or an object view if its base table has any dependents (including itself). To replace such a table or a view, do the following:

1. Drop all foreign keys in which the table is a parent.
2. Run the import utility.
3. Alter the table to re-create the foreign keys.

If an error occurs while recreating the foreign keys, modify the data to maintain referential integrity.

Referential constraints and foreign key definitions are not preserved when recreating tables from PC/IXF files. (Primary key definitions *are* preserved if the data was previously exported using SELECT *.)

Importing to a remote database requires enough disk space on the server for a copy of the input data file, the output message file, and potential growth in the size of the database.

If an import operation is run against a remote database, and the output message file is very long (more than 60 KB), the message file returned to the user on the client might be missing messages from the middle of the import operation. The first 30 KB of message information and the last 30 KB of message information are always retained.

Importing PC/IXF files to a remote database is much faster if the PC/IXF file is on a hard drive rather than on diskettes.

You cannot use the **IMPORT CREATE** option with a PC/IXF file format on a table that has an index defined with an expression-based key.

The database table or hierarchy must exist before data in the **ASC** or **DEL** file formats can be imported; however, if the table does not already exist, **IMPORT CREATE** or **IMPORT REPLACE_CREATE** creates the table when it imports data from a PC/IXF file. For typed tables, **IMPORT CREATE** can create the type hierarchy and the table hierarchy as well.

PC/IXF import should be used to move data (including hierarchical data) between databases. If character data containing row separators is exported to a delimited ASCII (DEL) file and processed by a text transfer

program, fields containing the row separators will shrink or expand. The file copying step is not necessary if the source and the target databases are both accessible from the same client.

The data in ASC and DEL files is assumed to be in the code page of the client application performing the import. PC/IXF files, which allow for different code pages, are recommended when importing data in different code pages. If the PC/IXF file and the import utility are in the same code page, processing occurs as for a regular application. If the two differ, and the **FORCEIN** option is specified, the import utility assumes that data in the PC/IXF file has the same code page as the application performing the import. This occurs even if there is a conversion table for the two code pages. If the two differ, the **FORCEIN** option is not specified, and there is a conversion table, all data in the PC/IXF file will be converted from the file code page to the application code page. If the two differ, the **FORCEIN** option is not specified, and there is no conversion table, the import operation will fail. This applies only to PC/IXF files on Db2 clients on the AIX operating system.

For table objects on an 8 KB page that are close to the limit of 1012 columns, import of PC/IXF data files might cause Db2 to return an error, because the maximum size of an SQL statement was exceeded. This situation can occur only if the columns are of type CHAR, VARCHAR, or CLOB. The restriction does not apply to import of **DEL** or **ASC** files. If PC/IXF files are being used to create a new table, an alternative is use **db2look** to dump the DDL statement that created the table, and then to issue that statement through the CLP.

Db2 Connect can be used to import data to DRDA servers such as Db2 for z/OS, Db2 for VM and VSE, and Db2 for OS/400. Only PC/IXF import (**INSERT** option) is supported. The **RESTARTCOUNT** parameter, but not the **COMMITCOUNT** parameter, is also supported.

When using the **CREATE** option with typed tables, create every sub-table defined in the PC/IXF file; sub-table definitions cannot be altered. When using options other than **CREATE** with typed tables, the traversal order list enables one to specify the traverse order; therefore, the traversal order list must match the one used during the export operation. For the PC/IXF file format, one need only specify the target sub-table name, and use the traverse order stored in the file.

The import utility can be used to recover a table previously exported to a PC/IXF file. The table returns to the state it was in when exported.

Data cannot be imported to a system table, a created temporary table, a declared temporary table, or a summary table.

Views cannot be created through the import utility.

Importing a multiple-part PC/IXF file whose individual parts are copied from a Windows system to an AIX system is supported. Only the name of the first file must be specified in the **IMPORT** command. For example, `IMPORT FROM data.ixf OF IXF INSERT INTO TABLE1`. The file `data.002`, etc should be available in the same directory as `data.ixf`.

On the Windows operating system:

- Importing logically split PC/IXF files is not supported.
- Importing bad format PC/IXF files is not supported.

Security labels in their internal format might contain newline characters. If you import the file using the DEL file format, those newline characters can be mistaken for delimiters. If you have this problem use the older default priority for delimiters by specifying the `delprioritychar` file type modifier in the **IMPORT** command.

If the database table contains implicitly hidden columns, you must specify whether data for the hidden columns is included in the import operation.

The **IMPORT** utility does not match the number of columns in a table and the number of fields in a data file. The utility checks for a sufficient amount of data in the data file and if a row in the data file does not contain sufficient columns of data, the row may either be rejected with a warning message if the corresponding table columns without data are defined as NOT NULL, or be inserted successfully without a warning message if the corresponding table columns are defined as NULL. On the other hand, if a row contains a higher number of columns than required, the sufficient number of columns are processed while the remaining columns of data are omitted and no warning message is given.

Federated considerations

When using the **IMPORT** command and the **INSERT**, **UPDATE**, or **INSERT_UPDATE** command parameters, you must ensure that you have **CONTROL** privilege on the participating nickname. You must ensure that the nickname you want to use when doing an import operation already exists. There are also several restrictions you should be aware of as shown in the **IMPORT** command parameters section.

Some data sources, such as ODBC, do not support importing into nicknames.

Column-organized tables

- The **IMPORT** command inherits all **INSERT**, **UPDATE**, or **DELETE** statement restrictions that pertain to column-organized tables.
- The **CREATE INTO** parameter of the **IMPORT** command cannot create a column-organized table.
- Import operations against column-organized tables use the **CS** isolation level (which is needed for insert operations), not the default **RS** isolation level, which is set when import packages are bound to the database.
- You cannot use an **IXF** file that you created by exporting data from a column-organized table with the **CREATE** parameter or the **REPLACE_CREATE** parameter of the **IMPORT** command.

File type modifiers for the import utility

Modifier	Description
compound=x	<p>x is a number between 1 and 100 inclusive. Uses nonatomic compound SQL to insert the data, and x statements will be attempted each time.</p> <p>If this modifier is specified, and the transaction log is not sufficiently large, the import operation will fail. The transaction log must be large enough to accommodate either the number of rows specified by COMMITCOUNT, or the number of rows in the data file if COMMITCOUNT is not specified. It is therefore recommended that the COMMITCOUNT option be specified to avoid transaction log overflow.</p> <p>This modifier is incompatible with:</p> <ul style="list-style-type: none">• INSERT_UPDATE mode• Hierarchical tables• Random distribution tables that use the random by generation method• The following modifiers: <code>usedefaults</code>, <code>identitymissing</code>, <code>identityignore</code>, <code>generatedmissing</code>, and <code>generatedignore</code>
generatedignore	<p>This modifier informs the import utility that data for all generated columns is present in the data file but should be ignored. This results in all values for the generated columns being generated by the utility. This modifier cannot be used with the <code>generatedmissing</code> modifier.</p> <p>Random distribution tables that use the random by generation method have an internally generated column called the RANDOM_DISTRIBUTION_KEY. This modifier does not apply to that column, only to other generated columns in the table. Values for the RANDOM_DISTRIBUTION_KEY will be regenerated unless explicitly referenced in the column list.</p>

Table 7. Valid file type modifiers for the import utility: All file formats (continued)

Modifier	Description
generatedmissing	<p>If this modifier is specified, the utility assumes that the input data file contains no data for the generated columns (not even NULLs), and will therefore generate a value for each row. This modifier cannot be used with the generatedignore modifier.</p> <p>Random distribution tables that use the random by generation method have an internally generated column called the RANDOM_DISTRIBUTION_KEY. This modifier does not apply to that column, only to other generated columns in the table. Values for the RANDOM_DISTRIBUTION_KEY will be regenerated unless explicitly referenced in the column list.</p>
identityignore	<p>This modifier informs the import utility that data for the identity column is present in the data file but should be ignored. This results in all identity values being generated by the utility. The behavior will be the same for both GENERATED ALWAYS and GENERATED BY DEFAULT identity columns. This means that for GENERATED ALWAYS columns, no rows will be rejected. This modifier cannot be used with the identitymissing modifier.</p>
identitymissing	<p>If this modifier is specified, the utility assumes that the input data file contains no data for the identity column (not even NULLs), and will therefore generate a value for each row. The behavior will be the same for both GENERATED ALWAYS and GENERATED BY DEFAULT identity columns. This modifier cannot be used with the identityignore modifier.</p>
implicitlyhiddeninclude	<p>If this modifier is specified, the utility assumes that the input data file contains data for the implicitly hidden columns and this data will also be imported. This modifier cannot be used with the implicitlyhiddenmissing modifier. See the Note: section for information about the precedence when multiple modifiers are specified.</p> <p>This modifier does not apply to the hidden RANDOM_DISTRIBUTION_KEY column of a random distribution tables that uses the random by generation method. The value for that column will be read from the input data file only if the column was explicitly referenced in the column list.</p>
implicitlyhiddenmissing	<p>If this modifier is specified, the utility assumes that the input data file does not contain data for the implicitly hidden columns and the utility will generate values for those hidden columns. This modifier cannot be used with the implicitlyhiddeninclude modifier. See the Note: section for information about the precedence when multiple modifiers are specified.</p> <p>This modifier does not apply to the hidden RANDOM_DISTRIBUTION_KEY column of a random distribution tables that uses the random by generation method. The value for that column will be read from the input data file only if the column was explicitly referenced in the column list.</p>

Table 7. Valid file type modifiers for the import utility: All file formats (continued)

Modifier	Description
lobsinfile	<p><i>lob-path</i> specifies the path to the files containing LOB data.</p> <p>Each path contains at least one file that contains at least one LOB pointed to by a Lob Location Specifier (LLS) in the data file. The LLS is a string representation of the location of a LOB in a file stored in the LOB file path. The format of an LLS is <i>filename.ext.nnn.mmm/</i>, where <i>filename.ext</i> is the name of the file that contains the LOB, <i>nnn</i> is the offset in bytes of the LOB within the file, and <i>mmm</i> is the length of the LOB in bytes. For example, if the string <i>db2exp.001.123.456/</i> is stored in the data file, the LOB is located at offset 123 in the file <i>db2exp.001</i>, and is 456 bytes long.</p> <p>The LOBS FROM clause specifies where the LOB files are located when the "lobsinfile" modifier is used. The LOBS FROM clause will implicitly activate the LOBSINFILE behavior. The LOBS FROM clause conveys to the IMPORT utility the list of paths to search for the LOB files while importing the data.</p> <p>To indicate a null LOB, enter the size as -1. If the size is specified as 0, it is treated as a 0 length LOB. For null LOBS with length of -1, the offset and the file name are ignored. For example, the LLS of a null LOB might be <i>db2exp.001.7.-1/</i>.</p>
no_type_id	Valid only when importing into a single sub-table. Typical usage is to export data from a regular table, and then to invoke an import operation (using this modifier) to convert the data into a single sub-table.
nodefaults	<p>If a source column for a target table column is not explicitly specified, and the table column is not nullable, default values are not loaded. Without this option, if a source column for one of the target table columns is not explicitly specified, one of the following occurs:</p> <ul style="list-style-type: none"> • If a default value can be specified for a column, the default value is loaded • If the column is nullable, and a default value cannot be specified for that column, a NULL is loaded • If the column is not nullable, and a default value cannot be specified, an error is returned, and the utility stops processing.
norowwarnings	Suppresses all warnings about rejected rows.
periodignore	This modifier informs the import utility that data for the period columns is present in the data file but should be ignored. When this modifier is specified, all period column values are generated by the utility. This modifier cannot be used with the periodmissing modifier.
periodmissing	If this modifier is specified, the utility assumes that the input data file contains no data for the period columns. When this modifier is specified, all period column values are generated by the utility. This modifier cannot be used with the periodignore modifier.
rowchangetimestampignore	This modifier informs the import utility that data for the row change timestamp column is present in the data file but should be ignored. This results in all ROW CHANGE TIMESTAMP being generated by the utility. The behavior will be the same for both GENERATED ALWAYS and GENERATED BY DEFAULT columns. This means that for GENERATED ALWAYS columns, no rows will be rejected. This modifier cannot be used with the rowchangetimestampmissing modifier.

Table 7. Valid file type modifiers for the import utility: All file formats (continued)

Modifier	Description
rowchangetimestampmissing	<p>If this modifier is specified, the utility assumes that the input data file contains no data for the row change timestamp column (not even NULLs), and will therefore generate a value for each row. The behavior will be the same for both GENERATED ALWAYS and GENERATED BY DEFAULT columns. This modifier cannot be used with the rowchangetimestampignore modifier.</p>
seclabelchar	<p>Indicates that security labels in the input source file are in the string format for security label values rather than in the default encoded numeric format. IMPORT converts each security label into the internal format as it is loaded. If a string is not in the proper format the row is not loaded and a warning (SQLSTATE 01H53) is returned. If the string does not represent a valid security label that is part of the security policy protecting the table then the row is not loaded and a warning (SQLSTATE 01H53, SQLCODE SQL3243W) is returned.</p> <p>This modifier cannot be specified if the seclabelname modifier is specified, otherwise the import fails and an error (SQLCODE SQL3525N) is returned.</p>
seclabelname	<p>Indicates that security labels in the input source file are indicated by their name rather than the default encoded numeric format. IMPORT will convert the name to the appropriate security label if it exists. If no security label exists with the indicated name for the security policy protecting the table the row is not loaded and a warning (SQLSTATE 01H53, SQLCODE SQL3244W) is returned.</p> <p>This modifier cannot be specified if the seclabelchar modifier is specified, otherwise the import fails and an error (SQLCODE SQL3525N) is returned.</p> <p>Note: If the file type is ASC, any spaces following the name of the security label will be interpreted as being part of the name. To avoid this use the striptblanks file type modifier to make sure the spaces are removed.</p>
transactionidignore	<p>This modifier informs the import utility that data for the TRANSACTION START ID column is present in the data file but should be ignored. When this modifier is specified, the value for the TRANSACTION START ID column is generated by the utility. This modifier cannot be used with the transactionidmissing modifier.</p>
transactionidmissing	<p>If this modifier is specified, the utility assumes that the input data file contains no data for the TRANSACTION START ID columns. When this modifier is specified, the value for the TRANSACTION START ID column is generated by the utility. This modifier cannot be used with the transactionidignore modifier.</p>

Table 7. Valid file type modifiers for the import utility: All file formats (continued)

Modifier	Description
usedefaults	<p>If a source column for a target table column has been specified, but it contains no data for one or more row instances, default values are loaded. Examples of missing data are:</p> <ul style="list-style-type: none"> • For DEL files: two adjacent column delimiters (" , ") or two adjacent column delimiters separated by an arbitrary number of spaces (" , ") are specified for a column value. • For DEL/ASC files: A row that does not have enough columns, or is not long enough for the original specification. <p>Note: For ASC files, NULL column values are not considered explicitly missing, and a default will not be substituted for NULL column values. NULL column values are represented by all space characters for numeric, date, time, and /timestamp columns, or by using the NULL INDICATOR for a column of any type to indicate the column is NULL.</p> <p>Without this option, if a source column contains no data for a row instance, one of the following occurs:</p> <ul style="list-style-type: none"> • For DEL/ASC files: If the column is nullable, a NULL is loaded. If the column is not nullable, the utility rejects the row. <p>You cannot use the <code>usedefaults</code> file type modifier in <code>INSERT_UPDATE</code> mode if the input data is missing the value for a column that is part of a primary key when trying to update an existing row. The existing row is not updated and <code>SQL3116W</code> is returned.</p>

Table 8. Valid file type modifiers for the import utility: ASCII file formats (ASC/DEL)

Modifier	Description
codepage=x	<p>x is an ASCII character string. The value is interpreted as the code page of the data in the input data set. Converts character data from this code page to the application code page during the import operation.</p> <p>The following rules apply:</p> <ul style="list-style-type: none"> • For pure DBCS (graphic) mixed DBCS, and EUC, delimiters are restricted to the range of x00 to x3F, inclusive. • <code>nullindchar</code> must specify symbols included in the standard ASCII set between code points x20 and x7F, inclusive. This refers to ASCII symbols and code points. <p>Note:</p> <ol style="list-style-type: none"> 1. If data expansion occurs when the code page is converted from the application code page to the database code page, the data might be truncated and loss of data can occur.

Table 8. Valid file type modifiers for the import utility: ASCII file formats (ASC/DEL) (continued)

Modifier	Description
dateformat="x"	<p>x is the format of the date in the source file.² Valid date elements are:</p> <p>YYYY Year (four digits ranging from 0000 - 9999)</p> <p>M Month (one or two digits ranging from 1 - 12)</p> <p>MM Month (two digits ranging from 01 - 12; mutually exclusive with M)</p> <p>D Day (one or two digits ranging from 1 - 31)</p> <p>DD Day (two digits ranging from 01 - 31; mutually exclusive with D)</p> <p>DDD Day of the year (three digits ranging from 001 - 366; mutually exclusive with other day or month elements)</p> <p>A default value of 1 is assigned for each element that is not specified. Some examples of date formats are:</p> <pre>"D-M-YYYY" "MM.DD.YYYY" "YYYYDDD"</pre>
implieddecimal	<p>The location of an implied decimal point is determined by the column definition; it is no longer assumed to be at the end of the value. For example, the value 12345 is loaded into a DECIMAL(8,2) column as 123.45, <i>not</i> 12345.00.</p>

Table 8. Valid file type modifiers for the import utility: ASCII file formats (ASC/DEL) (continued)

Modifier	Description
timeformat="x"	<p>x is the format of the time in the source file.² Valid time elements are:</p> <p>H Hour (one or two digits ranging from 0 - 12 for a 12 hour system, and 0 - 24 for a 24 hour system)</p> <p>HH Hour (two digits ranging from 00 - 12 for a 12 hour system, and 00 - 24 for a 24 hour system; mutually exclusive with H)</p> <p>M Minute (one or two digits ranging from 0 - 59)</p> <p>MM Minute (two digits ranging from 00 - 59; mutually exclusive with M)</p> <p>S Second (one or two digits ranging from 0 - 59)</p> <p>SS Second (two digits ranging from 00 - 59; mutually exclusive with S)</p> <p>SSSSS Second of the day after midnight (5 digits ranging from 00000 - 86400; mutually exclusive with other time elements)</p> <p>TT Meridian indicator (AM or PM)</p> <p>A default value of 0 is assigned for each element that is not specified. Some examples of time formats are:</p> <pre> "HH:MM:SS" "HH.MM TT" "SSSSS" </pre>

Table 8. Valid file type modifiers for the import utility: ASCII file formats (ASC/DEL) (continued)

Modifier	Description
timestampformat="x"	<p>x is the format of the time stamp in the source file.² Valid time stamp elements are:</p> <p>YYYY Year (four digits ranging from 0000 - 9999)</p> <p>M Month (one or two digits ranging from 1 - 12)</p> <p>MM Month (two digits ranging from 01 - 12; mutually exclusive with M and MMM)</p> <p>MMM Month (three-letter case-insensitive abbreviation for the month name; mutually exclusive with M and MM)</p> <p>D Day (one or two digits ranging from 1 - 31)</p> <p>DD Day (two digits ranging from 01 - 31; mutually exclusive with D)</p> <p>DDD Day of the year (three digits ranging from 001 - 366; mutually exclusive with other day or month elements)</p> <p>H Hour (one or two digits ranging from 0 - 12 for a 12 hour system, and 0 - 24 for a 24 hour system)</p> <p>HH Hour (two digits ranging from 00 - 12 for a 12 hour system, and 00 - 24 for a 24 hour system; mutually exclusive with H)</p> <p>M Minute (one or two digits ranging from 0 - 59)</p> <p>MM Minute (two digits ranging from 00 - 59; mutually exclusive with M, minute)</p> <p>S Second (one or two digits ranging from 0 - 59)</p> <p>SS Second (two digits ranging from 00 - 59; mutually exclusive with S)</p> <p>SSSSS Second of the day after midnight (5 digits ranging from 00000 - 86400; mutually exclusive with other time elements)</p> <p>U (1 to 12 times) Fractional seconds(number of occurrences of U represent the number of digits with each digit ranging from 0 to 9)</p> <p>TT Meridian indicator (AM or PM)</p> <p>A default value of 1 is assigned for unspecified YYYY, M, MM, D, DD, or DDD elements. A default value of ' Jan ' is assigned to an unspecified MMM element. A default value of 0 is assigned for all other unspecified elements. Following is an example of a time stamp format:</p> <pre style="background-color: #f0f0f0; padding: 5px;">"YYYY/MM/DD HH:MM:SS.UUUUUU"</pre> <p>The valid values for the MMM element include: 'jan', 'feb', 'mar', 'apr', 'may', 'jun', 'jul', 'aug', 'sep', 'oct', 'nov' and 'dec'. These values are case insensitive.</p> <p>The following example illustrates how to import data containing user defined date and time formats into a table called schedule:</p>

Table 8. Valid file type modifiers for the import utility: ASCII file formats (ASC/DEL) (continued)

Modifier	Description
usegraphiccodepage	<p>If usegraphiccodepage is given, the assumption is made that data being imported into graphic or double-byte character large object (DBCLOB) data fields is in the graphic code page. The rest of the data is assumed to be in the character code page. The graphic code page is associated with the character code page. IMPORT determines the character code page through either the codepage modifier, if it is specified, or through the code page of the application if the codepage modifier is not specified.</p> <p>This modifier should be used in conjunction with the delimited data file generated by drop table recovery only if the table being recovered has graphic data.</p> <p>Restrictions</p> <p>The usegraphiccodepage modifier MUST NOT be specified with DEL files created by the EXPORT utility, as these files contain data encoded in only one code page. The usegraphiccodepage modifier is also ignored by the double-byte character large objects (DBCLOBs) in files.</p>
xmlchar	<p>Specifies that XML documents are encoded in the character code page.</p> <p>This option is useful for processing XML documents that are encoded in the specified character code page but do not contain an encoding declaration.</p> <p>For each document, if a declaration tag exists and contains an encoding attribute, the encoding must match the character code page, otherwise the row containing the document will be rejected. Note that the character code page is the value specified by the codepage file type modifier, or the application code page if it is not specified. By default, either the documents are encoded in Unicode, or they contain a declaration tag with an encoding attribute.</p>
xmlgraphic	<p>Specifies that XML documents are encoded in the specified graphic code page.</p> <p>This option is useful for processing XML documents that are encoded in a specific graphic code page but do not contain an encoding declaration.</p> <p>For each document, if a declaration tag exists and contains an encoding attribute, the encoding must match the graphic code page, otherwise the row containing the document will be rejected. Note that the graphic code page is the graphic component of the value specified by the codepage file type modifier, or the graphic component of the application code page if it is not specified. By default, documents are either encoded in Unicode, or they contain a declaration tag with an encoding attribute.</p> <p>Note: If the xmlgraphic modifier is specified with the IMPORT command, the XML document to be imported must be encoded in the UTF-16 code page. Otherwise, the XML document may be rejected with a parsing error, or it may be imported into the table with data corruption.</p>

Table 9. Valid file type modifiers for the import utility: ASC (non-delimited ASCII) file format

Modifier	Description
nochecklengths	<p>If nochecklengths is specified, an attempt is made to import each row, even if the source data has a column definition that exceeds the size of the target table column. Such rows can be successfully imported if code page conversion causes the source data to shrink; for example, 4-byte EUC data in the source could shrink to 2-byte DBCS data in the target, and require half the space. This option is particularly useful if it is known that the source data will fit in all cases despite mismatched column definitions.</p>
nullindchar=x	<p>x is a single character. Changes the character denoting a null value to x. The default value of x is Y.³</p> <p>This modifier is case sensitive for EBCDIC data files, except when the character is an English letter. For example, if the null indicator character is specified to be the letter N, then n is also recognized as a null indicator.</p>
reclen=x	<p>x is an integer with a maximum value of 32 767. x characters are read for each row, and a new-line character is not used to indicate the end of the row.</p>
striptblanks	<p>Truncates any trailing blank spaces when loading data into a variable-length field. If this option is not specified, blank spaces are kept.</p> <p>In the following example, striptblanks causes the import utility to truncate trailing blank spaces:</p> <pre data-bbox="535 919 1474 1037"> db2 import from myfile.asc of asc modified by striptblanks method 1 (1 10, 12 15) messages msgs.txt insert into staff </pre> <p>This option cannot be specified together with stripnulls. These are mutually exclusive options. This option replaces the obsolete t option, which is supported for earlier compatibility only.</p>
stripnulls	<p>Truncates any trailing NULLs (0x00 characters) when loading data into a variable-length field. If this option is not specified, NULLs are kept.</p> <p>This option cannot be specified together with striptblanks. These are mutually exclusive options. This option replaces the obsolete padwithzero option, which is supported for earlier compatibility only.</p>

Table 10. Valid file type modifiers for the import utility: DEL (delimited ASCII) file format

Modifier	Description
chardelx	<p>x is a single character string delimiter. The default value is a double quotation mark ("). The specified character is used in place of double quotation marks to enclose a character string.³⁴ If you want to explicitly specify the double quotation mark as the character string delimiter, it should be specified as follows:</p> <pre data-bbox="537 411 1466 464">modified by chardel"</pre> <p>The single quotation mark (') can also be specified as a character string delimiter. In the following example, chardel ' ' causes the import utility to interpret any single quotation mark (') it encounters as a character string delimiter:</p> <pre data-bbox="537 625 1466 716">db2 "import from myfile.del of del modified by chardel ' ' method p (1, 4) insert into staff (id, years)"</pre>
coldelx	<p>x is a single character column delimiter. The default value is a comma (.). The specified character is used in place of a comma to signal the end of a column.³⁴</p> <p>In the following example, coldel; causes the import utility to interpret any semicolon (;) it encounters as a column delimiter:</p> <pre data-bbox="537 940 1466 1031">db2 import from myfile.del of del modified by coldel; messages msgs.txt insert into staff</pre>
decplusblank	<p>Plus sign character. Causes positive decimal values to be prefixed with a blank space instead of a plus sign (+). The default action is to prefix positive decimal values with a plus sign.</p>
decptx	<p>x is a single character substitute for the period as a decimal point character. The default value is a period (.). The specified character is used in place of a period as a decimal point character.³⁴</p> <p>In the following example, decpt; causes the import utility to interpret any semicolon (;) it encounters as a decimal point:</p> <pre data-bbox="537 1367 1466 1457">db2 "import from myfile.del of del modified by chardel ' ' decpt; messages msgs.txt insert into staff"</pre>

Table 10. Valid file type modifiers for the import utility: DEL (delimited ASCII) file format (continued)

Modifier	Description
delprioritychar	<p>The current default priority for delimiters is: record delimiter, character delimiter, column delimiter. This modifier protects existing applications that depend on the older priority by reverting the delimiter priorities to: character delimiter, record delimiter, column delimiter. Syntax:</p> <pre>db2 import ... modified by delprioritychar ...</pre> <p>For example, given the following DEL data file:</p> <pre>"Smith, Joshua",4000,34.98<row delimiter> "Vincent,<row delimiter>, is a manager", 4005,44.37<row delimiter></pre> <p>With the <code>delprioritychar</code> modifier specified, there will be only two rows in this data file. The second <code><row delimiter></code> will be interpreted as part of the first data column of the second row, while the first and the third <code><row delimiter></code> are interpreted as actual record delimiters. If this modifier is <i>not</i> specified, there will be three rows in this data file, each delimited by a <code><row delimiter></code>.</p>
keepblanks	<p>Preserves the leading and trailing blanks in each field of type CHAR, VARCHAR, LONG VARCHAR, or CLOB. Without this option, all leading and trailing blanks that are not inside character delimiters are removed, and a NULL is inserted into the table for all blank fields.</p>
nochardel	<p>The import utility will assume all bytes found between the column delimiters to be part of the column's data. Character delimiters will be parsed as part of column data. This option should not be specified if the data was exported using Db2 (unless <code>nochardel</code> was specified at export time). It is provided to support vendor data files that do not have character delimiters. Improper usage might result in data loss or corruption.</p> <p>This option cannot be specified with <code>chardelx</code>, <code>delprioritychar</code> or <code>nodoubledel</code>. These are mutually exclusive options.</p>
nodoubledel	<p>Suppresses recognition of double character delimiters.</p>

Table 11. Valid file type modifiers for the import utility: IXF file format

Modifier	Description
forcein	<p>Directs the utility to accept data despite code page mismatches, and to suppress translation between code pages.</p> <p>Fixed length target fields are checked to verify that they are large enough for the data. If <code>nochecklengths</code> is specified, no checking is done, and an attempt is made to import each row.</p>
indexixf	<p>Directs the utility to drop all indexes currently defined on the existing table, and to create new ones from the index definitions in the PC/IXF file. This option can only be used when the contents of a table are being replaced. It cannot be used with a view, or when a <i>insert-column</i> is specified.</p> <p>Note: The <code>indexixf</code> parameter has been deprecated and may be removed in a future release. For additional details, see "IMPORT command options CREATE and REPLACE_CREATE have been deprecated."</p>

Table 11. Valid file type modifiers for the import utility: IXF file format (continued)

Modifier	Description
indexschema= <i>schema</i>	Uses the specified <i>schema</i> for the index name during index creation. If <i>schema</i> is not specified (but the keyword <i>indexschema</i> is specified), uses the connection user ID. If the keyword is not specified, uses the schema in the IXF file.
nochecklengths	If <i>nochecklengths</i> is specified, an attempt is made to import each row, even if the source data has a column definition that exceeds the size of the target table column. Such rows can be successfully imported if code page conversion causes the source data to shrink; for example, 4-byte EUC data in the source could shrink to 2-byte DBCS data in the target, and require half the space. This option is particularly useful if it is known that the source data will fit in all cases despite mismatched column definitions.
forcecreate	Specifies that the table should be created with possible missing or limited information after returning SQL3311N during an import operation.

Table 12. IMPORT behavior when using *codepage* and *usegraphiccodepage*

codepage=N	usegraphiccodepage	IMPORT behavior
Absent	Absent	All data in the file is assumed to be in the application code page.
Present	Absent	All data in the file is assumed to be in code page N. Warning: Graphic data will be corrupted when imported into the database if N is a single-byte code page.
Absent	Present	Character data in the file is assumed to be in the application code page. Graphic data is assumed to be in the code page of the application graphic data. If the application code page is single-byte, then all data is assumed to be in the application code page. Warning: If the application code page is single-byte, graphic data will be corrupted when imported into the database, even if the database contains graphic columns.
Present	Present	Character data is assumed to be in code page N. Graphic data is assumed to be in the graphic code page of N. If N is a single-byte or double-byte code page, then all data is assumed to be in code page N. Warning: Graphic data will be corrupted when imported into the database if N is a single-byte code page.

Note:

1. The import utility does not issue a warning if an attempt is made to use unsupported file types with the **MODIFIED BY** option. If this is attempted, the import operation fails, and an error code is returned.

2. Double quotation marks around the date format string are mandatory. Field separators cannot contain any of the following: a-z, A-Z, and 0-9. The field separator should not be the same as the character delimiter or field delimiter in the DEL file format. A field separator is optional if the start and end positions of an element are unambiguous. Ambiguity can exist if (depending on the modifier) elements such as D, H, M, or S are used, because of the variable length of the entries.

For time stamp formats, care must be taken to avoid ambiguity between the month and the minute descriptors, since they both use the letter M. A month field must be adjacent to other date fields. A minute field must be adjacent to other time fields. Following are some ambiguous time stamp formats:

```
"M" (could be a month, or a minute)
"M:M" (Which is which?)
"M:YYYY:M" (Both are interpreted as month.)
"S:M:YYYY" (adjacent to both a time value and a date value)
```

In ambiguous cases, the utility will report an error message, and the operation will fail.

Following are some unambiguous time stamp formats:

```
"M:YYYY" (Month)
"S:M" (Minute)
"M:YYYY:S:M" (Month...Minute)
"M:H:YYYY:M:D" (Minute...Month)
```

Some characters, such as double quotation marks and back slashes, must be preceded by an escape character (for example, \).

3. Character values provided for the chardel, coldel, or decpt file type modifiers must be specified in the code page of the source data.

The character code point (instead of the character symbol), can be specified using the syntax xJJ or 0xJJ, where JJ is the hexadecimal representation of the code point. For example, to specify the # character as a column delimiter, use one of the following statements:

```
... modified by coldel# ...
... modified by coldel0x23 ...
... modified by coldelX23 ...
```

4. *Delimiter considerations for moving data* lists restrictions that apply to the characters that can be used as delimiter overrides.

5. The following file type modifiers are not allowed when importing into a nickname:

- indexixf
- indexschema
- dldelfiletype
- nodefaults
- usedefaults
- no_type_idfiletype
- generatedignore
- generatedmissing
- identityignore
- identitymissing
- lobsinfile

6. The **CREATE** mode is not supported for XML columns.

7. All XML data must reside in XML files that are separate from the main data file. An XML Data Specifier (XDS) (or a NULL value) must exist for each XML column in the main data file.

8. XML documents are assumed to be in Unicode format or to contain a declaration tag that includes an encoding attribute, unless the XMLCHAR or XMLGRAPHIC file type modifier is specified.

9. Rows containing documents that are not well-formed will be rejected.
10. If the **XMLVALIDATE** option is specified, documents that successfully validate against their matching schema will be annotated with the schema information as they are inserted. Rows containing documents that fail to validate against their matching schema will be rejected. To successfully perform the validation, the privileges held by the user invoking the import must include at least one of the following:
 - DBADM authority
 - USAGE privilege on the XML schema to be used in the validation
11. When multiple modifiers suffixed with **ignore**, **include**, **missing**, and **override** are specified, they are applied in the order that they are listed. In the following statement, data for implicitly hidden columns that are not identity columns is included in the input data. While data for all identity columns, regardless of their implicitly hidden status, is not.

```
db2 import from delfile1 of del modified by
  implicitlyhiddeninclude identitymissing insert into table1
```

However, changing the order of the file type modifiers in the following statement means that data for all implicitly hidden columns (including hidden identity columns) is included in the input data. While data for identity columns that are not implicitly hidden is not.

```
db2 import from delfile1 of del modified by
  identitymissing implicitlyhiddeninclude insert into table1
```

If the DB2_DMU_DEFAULT registry variable is set to **IMPLICITLYHIDDENINCLUDE**, then:

```
db2set DB2_DMU_DEFAULT=IMPLICITLYHIDDENINCLUDE
db2 import from delfile1 of del modified by identitymissing insert into table1
```

is equivalent to:

```
db2 import from delfile1 of del modified by
  implicitlyhiddeninclude identitymissing insert into table1
```

INITIALIZE TAPE command using the **ADMIN_CMD** procedure

The **INITIALIZE TAPE** command initializes tapes for backup and restore operations to streaming tape devices. This command is only supported on Windows operating systems.

Authorization

One of the following authorities:

- SYSADM
- SYSCTRL
- SYSMAINT

Required connection

Command syntax

```
► INITIALIZE TAPE — ON — device — USING — blksize — ►
```

Command parameters

ON *device*

Specifies a valid tape device name. The default value is \\.\TAPE0.

USING *blksize*

Specifies the block size for the device, in bytes. The device is initialized to use the block size specified, if the value is within the supported range of block sizes for the device.

The buffer size specified for the **BACKUP DATABASE** command and for **RESTORE DATABASE** must be divisible by the block size specified here.

If a value for this parameter is not specified, the device is initialized to use its default block size. If a value of zero is specified, the device is initialized to use a variable length block size; if the device does not support variable length block mode, an error is returned.

When backing up to tape, use of a variable block size is currently not supported. If you must use this option, ensure that you have well tested procedures in place that enable you to recover successfully, using backup images that were created with a variable block size.

When using a variable block size, you must specify a backup buffer size that is less than or equal to the maximum limit for the tape devices that you are using. For optimal performance, the buffer size must be equal to the maximum block size limit of the device being used.

LOAD command using the ADMIN_CMD procedure

The **LOAD** command efficiently loads large amounts of data into a Db2 table.

The **LOAD** command loads data at the page level, bypasses trigger firing and logging, and delays constraint checking and index building until after the data is loaded into the Db2 table.

Data stored on the server can be in the form of a file, tape, or named pipe. If the COMPRESS attribute for the table is set to YES, the data loaded is subject to compression on every data and database partition for which a dictionary exists in the table, including data in the XML storage object of the table.

Quick link to [“File type modifiers for the load utility”](#) on page 85.

Restrictions

The load utility does not support loading data at the hierarchy level. The load utility is not compatible with range-clustered tables. The load utility does not support the NOT LOGGED INITIALLY parameter for the CREATE TABLE or ALTER TABLE statements.

Scope

This command can be issued against multiple database partitions in a single request.

Authorization

One or more of the following authorities:

- DATAACCESS authority on the database
- DATAACCESS authority on the schema of the table
- LOAD authority on the database or LOAD authority on the schema and the following privileges:
 - INSERT or INSERTIN privilege on the table when the load utility is invoked in INSERT mode, TERMINATE mode (to terminate a previous load insert operation), or RESTART mode (to restart a previous load insert operation)
 - INSERT and DELETE privileges on the table or INSERTIN and DELETEIN privileges on the schema when the load utility is invoked in REPLACE mode, TERMINATE mode (to terminate a previous load replace operation), or RESTART mode (to restart a previous load replace operation)
 - INSERT privilege on the exception table or INSERTIN privilege on the schema containing the exception table, if such a table is used as part of the load operation.
- To load data into a table that has protected columns, the session authorization ID must have LBAC credentials directly or indirectly through a group or a role that allow write access to all protected columns in the table. Otherwise the load fails and an error (SQLSTATE 5U014) is returned.

- To load data into a table that has protected rows, the session authorization ID must hold a security label that meets these criteria:
 - The security label is part of the security policy protecting the table.
 - The security label was granted to the session authorization ID directly or indirectly through a group or a role for write access or for all access.

If the session authorization ID does not hold such a security label, then the load fails and an error (SQLSTATE 5U014) is returned. The security label protects a loaded row if the session authorization ID LBAC credentials do not allow it to write to the security label that protects that row in the data. This does not happen, however, when the security policy protecting the table was created with the RESTRICT NOT AUTHORIZED WRITE SECURITY LABEL option of the CREATE SECURITY POLICY statement. In this case the load fails and an error (SQLSTATE 42519) is returned.

When you load data into a table with protected rows, the target table has one column with a data type of DB2SECURITYLABEL. If the input row of data does not contain a value for that column, that row is rejected unless the `usedefaults` file type modifier is specified in the load command, in which case the security label you hold for write access from the security policy protecting the table is used. If you do not hold a security label for write access, the row is rejected and processing continues on to the next row

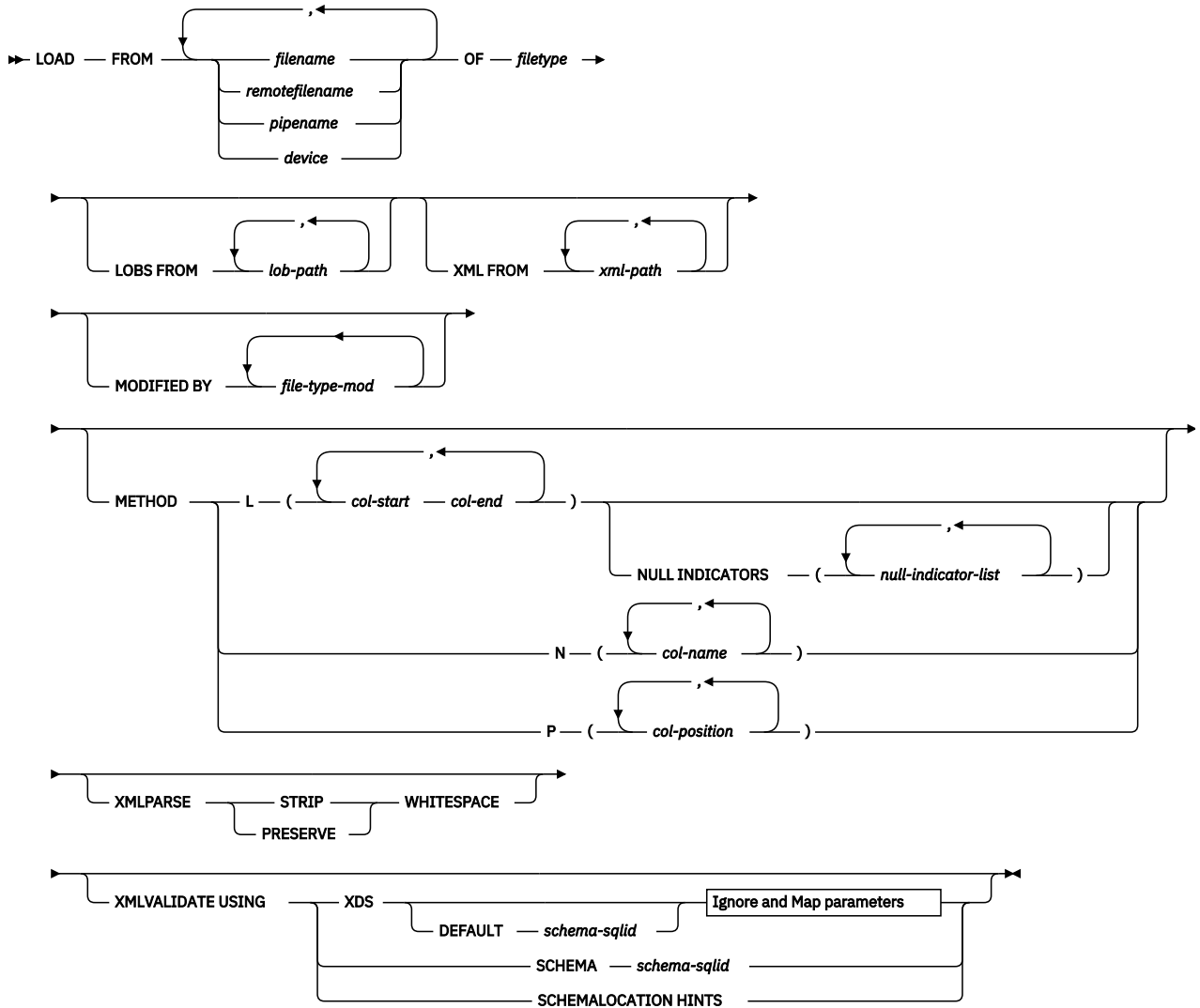
- For a table with protected rows, if the REPLACE option is specified, the session authorization ID must have the authority to drop the table.
- If the LOCK WITH FORCE option is specified, any of SYSMAINT, SYSCTRL, or SYSADM authority is required.
- If the table has row access control activated, then **LOAD REPLACE** on that table would require the ability to drop the table. Specifically, you must have either CONTROL on the table or DROPIN or SCHEMAADM on the schema containing the table or DBADM on the table.

Since all load processes (and all Db2 server processes, in general) are owned by the instance owner, and all of these processes use the identification of the instance owner to access needed files, the instance owner must have read access to input data files. These input data files must be readable by the instance owner, regardless of who invokes the command.

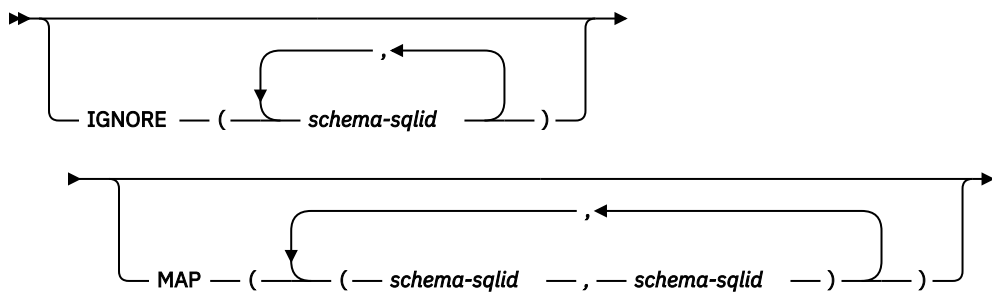
Required connection

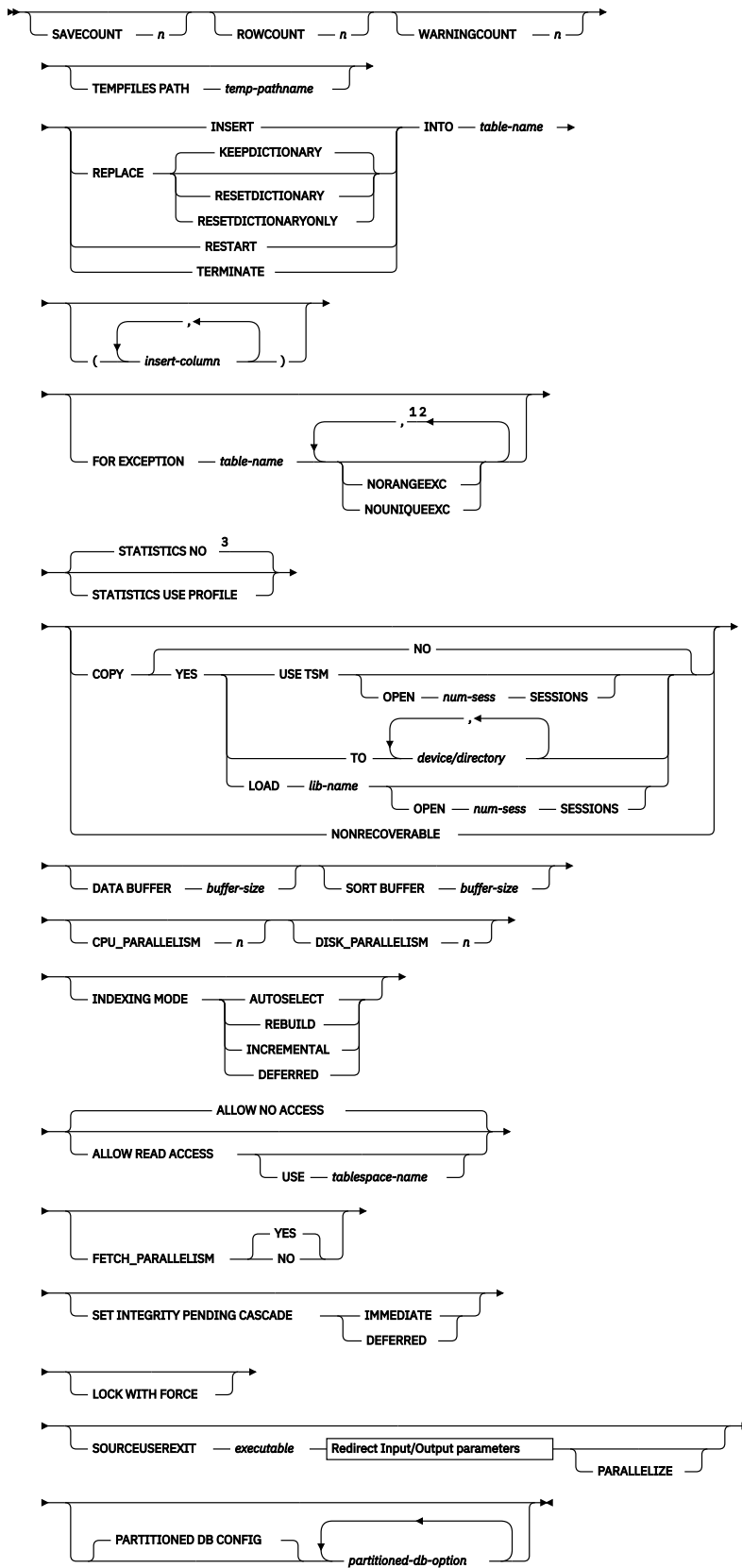
Instance. An explicit attachment is not required. If a connection to the database has been established, an implicit attachment to the local instance is attempted.

Command syntax

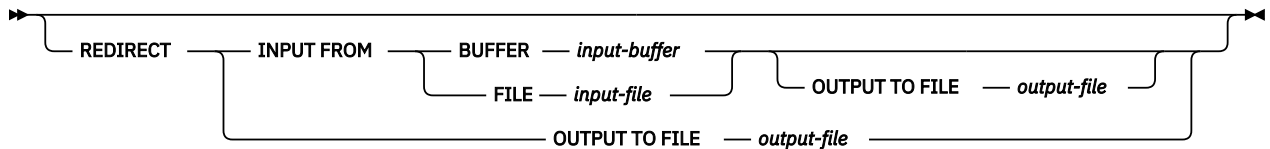


Ignore and Map parameters





Redirect Input/Output parameters



Notes:

- ¹ These keywords can appear in any order.
- ² Each of these keywords can appear only once.
- ³ For column-organized tables, the default is the **STATISTICS USE PROFILE** parameter.

Command parameters

FROM *filename* | *remotefilename* | *pipename* | *device*

A *remotefilename* refers to a file that is on remote storage, such as IBM Cloud Object Storage or Amazon Simple Storage Service (S3), and is being accessed using a storage access alias. Local staging space is required to temporarily store the file that is transferred from the remote storage server; refer to [Remote storage requirements](#). The syntax of remote file names is:

```
DB2REMOTE://<alias>//<storage-path>/<file-name>
```

Note:

- If data is exported into a file using the **EXPORT** command using the ADMIN_CMD procedure, the data file is owned by the fenced user ID. This file is not usually accessible by the instance owner. To run the **LOAD** from CLP or the ADMIN_CMD procedure, the data file must be accessible by the instance owner ID, so read access to the data file must be granted to the instance owner.
- Loading data from multiple IXF files is supported if the files are physically separate, but logically one file. It is *not* supported if the files are both logically and physically separate. If more than one logically and physically separate files are specified, then any file after the first one is ignored. (Multiple physical files would be considered logically one if they were all created with one invocation of the **EXPORT** command.)
- When loading XML data from files into tables in a partitioned database environment, the XML data files must be read-accessible to all the database partitions where loading is taking place.

OF *filetype*

Specifies the format of the data:

- ASC (non-delimited ASCII format)
- DEL (delimited ASCII format)
- IXF (Integration Exchange Format, PC version) is a binary format that is used exclusively by Db2 databases.
- CURSOR (a cursor declared against a SELECT or VALUES statement).

Note:

- When using a CURSOR file type to load XML data into a table in a distributed database environment, the PARTITION_ONLY and LOAD_ONLY modes are not supported.
- When performing a load using the CURSOR file type where the DATABASE keyword was specified during the DECLARE CURSOR statement, load internally creates a separate application to fetch the data; whereas when the DATABASE keyword is not specified, load fetches data within the same application. This difference between the two cases can also cause locking behavior difference. In particular, if you currently specify the DATABASE keyword using the same database as the currently connected database (and same userid and password as the current connection, if specified), there might be cases where you get into a lock issue (such as a lock wait or lock timeout, depending on the database configuration) which can be worked around by omitting the DATABASE keyword.

LOBS FROM *lob-path*

The path to the data files containing LOB values to be loaded. The path must end with a slash. The names of the LOB data files are stored in the main data file (ASC, DEL, or IXF), in the column that will be loaded into the LOB column. The maximum number of paths that can be specified is 999. This will implicitly activate the **LOBSINFILE** behavior.

This option is ignored when specified in conjunction with the CURSOR file type.

MODIFIED BY *file-type-mod*

Specifies file type modifier options. See [“File type modifiers for the load utility”](#) on page 85.

METHOD

L

Specifies the start and end column numbers from which to load data. A column number is a byte offset from the beginning of a row of data. It is numbered starting from 1. This method can only be used with ASC files, and is the only valid method for that file type.

NULL INDICATORS *null-indicator-list*

This option can only be used when the **METHOD L** parameter is specified; that is, the input file is an ASC file). The null indicator list is a comma-separated list of positive integers specifying the column number of each null indicator field. The column number is the byte offset of the null indicator field from the beginning of a row of data. There must be one entry in the null indicator list for each data field defined in the **METHOD L** parameter. A column number of zero indicates that the corresponding data field always contains data.

A value of Y in the NULL indicator column specifies that the column data is NULL. Any character *other than* Y in the NULL indicator column specifies that the column data is not NULL, and that column data specified by the **METHOD L** option will be loaded.

The NULL indicator character can be changed using the **MODIFIED BY** option.

N

Specifies the names of the columns in the data file to be loaded. The case of these column names must match the case of the corresponding names in the system catalogs. Each table column that is not nullable should have a corresponding entry in the **METHOD N** list. For example, given data fields F1, F2, F3, F4, F5, and F6, and table columns C1 INT, C2 INT NOT NULL, C3 INT NOT NULL, and C4 INT, method N (F2, F1, F4, F3) is a valid request, while method N (F2, F1) is not valid. This method can only be used with file types IXF or CURSOR.

P

Specifies the field numbers (numbered from 1) of the input data fields to be loaded. Each table column that is not nullable should have a corresponding entry in the **METHOD P** list. For example, given data fields F1, F2, F3, F4, F5, and F6, and table columns C1 INT, C2 INT NOT NULL, C3 INT NOT NULL, and C4 INT, method P (2, 1, 4, 3) is a valid request, while method P (2, 1) is not valid. This method can only be used with file types IXF, DEL, or CURSOR, and is the only valid method for the DEL file type.

For each of the fields specified by method P, you need to define a corresponding column in the action statement, unless all columns are accounted for or the first x columns are going to be loaded, as shown in the following example:

```
db2 load from datafile1.del of del method P(1, 3, 4)
replace into table1 (c1, c3, c4)
```

XML FROM *xml-path*

Specifies one or more paths that contain the XML files. XDSs are contained in the main data file (ASC, DEL, or IXF), in the column that will be loaded into the XML column.

XMLPARSE

Specifies how XML documents are parsed. If this option is not specified, the parsing behavior for XML documents will be determined by the value of the CURRENT IMPLICIT XMLPARSE OPTION special register.

STRIP WHITESPACE

Specifies to remove whitespace when the XML document is parsed.

PRESERVE WHITESPACE

Specifies not to remove whitespace when the XML document is parsed.

XMLVALIDATE

Specifies that XML documents are validated against a schema, when applicable.

USING XDS

XML documents are validated against the XML schema identified by the XML Data Specifier (XDS) in the main data file. By default, if the **XMLVALIDATE** option is invoked with the **USING XDS** clause, the schema used to perform validation will be determined by the SCH attribute of the XDS. If an SCH attribute is not present in the XDS, no schema validation will occur unless a default schema is specified by the **DEFAULT** clause.

The **DEFAULT**, **IGNORE**, and **MAP** clauses can be used to modify the schema determination behavior. These three optional clauses apply directly to the specifications of the XDS, and not to each other. For example, if a schema is selected because it is specified by the **DEFAULT** clause, it will not be ignored if also specified by the **IGNORE** clause. Similarly, if a schema is selected because it is specified as the first part of a pair in the **MAP** clause, it will not be re-mapped if also specified in the second part of another **MAP** clause pair.

USING SCHEMA *schema-sqlid*

XML documents are validated against the XML schema with the specified SQL identifier. In this case, the SCH attribute of the XML Data Specifier (XDS) will be ignored for all XML columns.

USING SCHEMALOCATION HINTS

XML documents are validated against the schemas identified by XML schema location hints in the source XML documents. If a schemaLocation attribute is not found in the XML document, no validation will occur. When the **USING SCHEMALOCATION HINTS** clause is specified, the SCH attribute of the XML Data Specifier (XDS) will be ignored for all XML columns.

See examples of the **XMLVALIDATE** option in the following section.

IGNORE *schema-sqlid*

This option can only be used when the **USING XDS** parameter is specified. The **IGNORE** clause specifies a list of one or more schemas to ignore if they are identified by an SCH attribute. If an SCH attribute exists in the XML Data Specifier for a loaded XML document, and the schema identified by the SCH attribute is included in the list of schemas to ignore, then no schema validation will occur for the loaded XML document.

Note:

If a schema is specified in the **IGNORE** clause, it cannot also be present in the left side of a schema pair in the **MAP** clause.

The **IGNORE** clause applies only to the XDS. A schema that is mapped by the **MAP** clause will not be subsequently ignored if specified by the **IGNORE** clause.

DEFAULT *schema-sqlid*

This option can only be used when the **USING XDS** parameter is specified. The schema specified through the **DEFAULT** clause identifies a schema to use for validation when the XML Data Specifier (XDS) of a loaded XML document does not contain an SCH attribute identifying an XML Schema.

The **DEFAULT** clause takes precedence over the **IGNORE** and **MAP** clauses. If an XDS satisfies the **DEFAULT** clause, the **IGNORE** and **MAP** specifications will be ignored.

MAP *schema-sqlid*

This option can only be used when the **USING XDS** parameter is specified. Use the **MAP** clause to specify alternate schemas to use in place of those specified by the SCH attribute of an XML Data Specifier (XDS) for each loaded XML document. The **MAP** clause specifies a list of one or more schema pairs, where each pair represents a mapping of one schema to another. The first schema in the pair represents a schema that is referred to by an SCH attribute in an XDS. The second schema in the pair represents the schema that should be used to perform schema validation.

If a schema is present in the left side of a schema pair in the **MAP** clause, it cannot also be specified in the **IGNORE** clause.

Once a schema pair mapping is applied, the result is final. The mapping operation is non-transitive, and therefore the schema chosen will not be subsequently applied to another schema pair mapping.

A schema cannot be mapped more than once, meaning that it cannot appear on the left side of more than one pair.

SAVECOUNT *n*

Specifies that the load utility is to establish consistency points after every *n* rows. This value is converted to a page count, and rounded up to intervals of the extent size. Since a message is issued at each consistency point, this option should be selected if the load operation is monitored using **LOAD QUERY**. If the value of *n* is not sufficiently high, the synchronization of activities performed at each consistency point might impact performance.

The default value is zero, meaning that no consistency points are established, unless necessary.

This option is not allowed when specified in conjunction with the **CURSOR** file type or when loading a table containing an XML column.

The **SAVECOUNT** parameter is not supported for column-organized tables.

ROWCOUNT *n*

Specifies the number of *n* physical records in the file to be loaded. If the `anyorder` file type modifier is enabled any *n* rows can be loaded from the file. Otherwise the first *n* rows are loaded.

Note: The `anyorder` file type modifier is enabled by default for certain table types. For more information, see `anyorder`.

WARNINGCOUNT *n*

Stops the load operation after *n* warnings. Set this parameter if no warnings are expected, but verification that the correct file and table are being used is desired. If the load file or the target table is specified incorrectly, the load utility generates a warning for each row that it attempts to load, which causes the load to fail. If *n* is zero, or this option is not specified, the load operation continues regardless of the number of warnings issued.

If the load operation is stopped because the threshold of warnings is encountered, another load operation can be started in **RESTART** mode. The load operation automatically continues from the last consistency point. Alternatively, another load operation can be initiated in **REPLACE** mode, starting at the beginning of the input file.

In a partitioned database environment, a **LOAD** operation can have multiple load and partition agents. Each agent has a **WARNINGCOUNT** value. If the value of *n* is reached on a single agent, the **LOAD** operation fails. The *n* values are not cumulative. For example, if *n* is 3 and there are two agents, each with a **WARNINGCOUNT** of 2, the **LOAD** operation is successful.

TEMPFILES PATH *temp-pathname*

Specifies the name of the path to be used when creating temporary files during a load operation, and should be fully qualified according to the server database partition.

Temporary files take up file system space. Sometimes, this space requirement is quite substantial. The following list provides an estimate of how much file system space you should allocate for all temporary files:

- 136 bytes for each message that the load utility generates.
- 15 KB of overhead if the data file contains long field data or LOBs. This quantity can grow significantly if you specify the **INSERT** parameter and there is a large amount of long field or LOB data already in the table.
- On the server, storage space that is equivalent to the raw size of the input data if the column compression dictionary is being built and the data source, such as a pipe or a socket, cannot be reopened.

INSERT

Adds the loaded data to the table without changing the existing table data.

A **LOAD INSERT** operation into a column-organized table updates the table statistics by default if the table is new, or was truncated, and is empty at the start of the load operation.

REPLACE

Deletes all data from the table, and inserts the new data. The table definition and index definitions are not changed. If you specify this parameter when moving data between hierarchies, you can replace only the data for an entire hierarchy, not individual subtables.

You cannot use this parameter to load data into system-period temporal tables.

A **LOAD REPLACE** operation into a column-organized table maintains table statistics by default.

KEEPDICTIONARY

An existing compression dictionary is preserved across the **LOAD REPLACE** operation.

This option is the default for row-organized tables.

Provided the table COMPRESS attribute is YES, the newly replaced data is subject to being compressed using the dictionary that existed before the invocation of the load. If no dictionary previously existed in the table, a new dictionary is built using the data that is being replaced into the table as long as the table COMPRESS attribute is YES.

The amount of data that is required to build the compression dictionary in this case is subject to the policies of ADC. This data is populated into the table as uncompressed. Once the dictionary is inserted into the table, the remaining data to be loaded is subject to being compressed with this dictionary. For a summary, see the following table.

Compress	Table row data dictionary exists	XML storage object dictionary exists ¹	Compression dictionary	Data compression
YES	YES	YES	Preserve table row data and XML dictionaries.	Data to be loaded is subject to compression.
YES	YES	NO	Preserve table row data dictionary and build a new XML dictionary.	Table row data to be loaded is subject to compression. After XML dictionary is built, remaining XML data to be loaded is subject to compression.
YES	NO	YES	Build table row data dictionary and preserve XML dictionary.	After table row data dictionary is built, remaining table row data to be loaded is subject to compression. XML data to be loaded is subject to compression.
YES	NO	NO	Build new table row data and XML dictionaries.	After dictionaries are built, remaining data to be loaded is subject to compression.
NO	YES	YES	Preserve table row data and XML dictionaries.	Data to be loaded is not compressed.
NO	YES	NO	Preserve table row data dictionary.	Data to be loaded is not compressed.
NO	NO	YES	No effect on table row dictionary. Preserve XML dictionary.	Data to be loaded is not compressed.

<i>Table 13. LOAD REPLACE KEEPDICTIONARY (continued)</i>				
Compress	Table row data dictionary exists	XML storage object dictionary exists¹	Compression dictionary	Data compression
NO	NO	NO	No effect.	Data to be loaded is not compressed.

Note:

1. A compression dictionary can be created for the XML storage object of a table only if the XML columns are added to the table in Db2 Version 9.7 or later, or if the table is migrated using an online table move.
2. If **LOAD REPLACE KEEPDICTIONARY** operation is interrupted, load utility can recover after either **LOAD RESTART** or **LOAD TERMINATE** is issued. Existing XML storage object dictionary may not be preserved after recovery from interrupted **LOAD REPLACE KEEPDICTIONARY** operation. A new XML storage object dictionary will be created if **LOAD RESTART** is used

RESETDICTIONARY

This directive instructs **LOAD REPLACE** processing to build a new dictionary for the table data object, provided that the table COMPRESS attribute is YES.

If the COMPRESS attribute is NO and a dictionary was already present in the table it will be removed and no new dictionary will be inserted into the table.

This option is the default for column-organized tables.

For column-organized tables, you cannot specify **LOAD REPLACE ... RESETDICTIONARY** on a subset of database partitions (SQL27906N). If you include the **OUTPUT_DBPARTNUMS** option, all database partitions must be specified.

A compression dictionary can be built with just one user record. If the loaded data set size is zero and if there is a preexisting dictionary, the dictionary will not be preserved. The amount of data required to build a dictionary with this directive is not subject to the policies of ADC. For a summary, see the following table.

<i>Table 14. LOAD REPLACE RESETDICTIONARY</i>				
Compress	Table row data dictionary exists	XML storage object dictionary exists¹	Compression dictionary	Data compression
YES	YES	YES	Build new dictionaries ² . If the DATA CAPTURE CHANGES option is enabled on the CREATE TABLE or ALTER TABLE statements, the current table row data dictionary is kept (and referred to as the <i>historical compression dictionary</i>).	After dictionaries are built, remaining data to be loaded is subject to compression.

Table 14. LOAD REPLACE RESETDICTIONARY (continued)

Compress	Table row data dictionary exists	XML storage object dictionary exists ¹	Compression dictionary	Data compression
YES	YES	NO	Build new dictionaries ² . If the DATA CAPTURE CHANGES option is enabled on the CREATE TABLE or ALTER TABLE statements, the current table row data dictionary is kept (and referred to as the <i>historical compression dictionary</i>).	After dictionaries are built, remaining data to be loaded is subject to compression.
YES	NO	YES	Build new dictionaries.	After dictionaries are built, remaining data to be loaded is subject to compression.
YES	NO	NO	Build new dictionaries.	After dictionaries are built, remaining data to be loaded is subject to compression.
NO	YES	YES	Remove dictionaries.	Data to be loaded is not compressed.
NO	YES	NO	Remove table row data dictionary.	Data to be loaded is not compressed.
NO	NO	YES	Remove XML storage object dictionary.	Data to be loaded is not compressed.
NO	NO	NO	No effect.	All table data is not compressed.

Notes:

1. A compression dictionary can be created for the XML storage object of a table only if the XML columns are added to the table in Db2 Version 9.7 or later, or if the table is migrated using an online table move.
2. If a dictionary exists and the compression attribute is enabled, but there are no records to load into the table partition, a new dictionary cannot be built and the **RESETDICTIONARY** operation will not keep the existing dictionary.

RESETDICTIONARYONLY

This option creates a column compression dictionary that is based on the input file, without loading any rows. You can use this option to create the compression dictionary before you ingest any data by using SQL-based utilities.

This option is applicable to column-organized tables only.

You cannot specify **LOAD REPLACE ... RESETDICTIONARYONLY** on a subset of database partitions (SQL27906N). If you include the **OUTPUT_DBPARTNUMS** option, all database partitions must be specified.

TERMINATE

One of four modes under which the load utility can execute. Terminates a previously interrupted load operation, and rolls back the operation to the point in time at which it started, even if consistency points were passed. The states of any table spaces involved in the operation return to normal, and all table objects are made consistent (index objects might be marked as invalid, in which case index

rebuild will automatically take place at next access). If the load operation being terminated is a **LOAD REPLACE**, the table will be truncated to an empty table after the **LOAD TERMINATE** operation. If the load operation being terminated is a **LOAD INSERT**, the table will retain all of its original records after the **LOAD TERMINATE** operation. For summary of dictionary management, see Table 3.

The **LOAD TERMINATE** option will not remove a backup pending state from table spaces.

RESTART

Restarts an interrupted load operation. The load operation automatically continues from the last consistency point in the load, build, or delete phase. For summary of dictionary management, see Table 4.

The **RESTART** parameter is not supported for the following tables:

- Column-organized tables
- Random distribution tables using the random by generation method

To recover a table of this type after a failed load operation, use the **TERMINATE** or **REPLACE** parameter.

INTO *table-name*

Specifies the database table into which the data is to be loaded. This table cannot be a system table, a declared temporary table, or a created temporary table. An alias, or the fully qualified or unqualified table name can be specified. A qualified table name is in the form *schema.tablename*. If an unqualified table name is specified, the table will be qualified with the CURRENT SCHEMA.

If the database table contains implicitly hidden columns, you must specify whether data for the hidden columns is included in the load operation. Use one of the following methods to indicate if data for hidden columns is included:

- Use *insert-column* to explicitly specify the columns into which data is to be inserted.

```
db2 load from delfile1 of del
insert into table1 (c1, c2, c3,...)
```

- Use one of the hidden column file type modifiers: specify **implicitlyhiddeninclude** when the input file contains data for the hidden columns, or **implicitlyhiddenmissing** when the input file does not.

```
db2 load from delfile1 of del modified by implicitlyhiddeninclude
insert into table1
```

- Use the DB2_DMU_DEFAULT registry variable on the server-side to set the default behavior when data movement utilities encounter tables with implicitly hidden columns. Specify **IMPLICITLYHIDDENINCLUDE** when utilities assume that the implicitly hidden columns are included, or **IMPLICITLYHIDDENMISSING** when utilities assume that the implicitly hidden columns are not included.

```
db2set DB2_DMU_DEFAULT=IMPLICITLYHIDDENINCLUDE
db2 load from delfile1 of del insert into table1
```

insert-column

Specifies the table column into which the data is to be inserted.

The load utility cannot parse columns whose names contain one or more spaces. For example, will fail because of the Int 4 column. The solution is to enclose such column names with double quotation marks:

FOR EXCEPTION *table-name*

Specifies the exception table into which rows in error are copied. Any row that violates a unique index or a primary key index is copied. If you specify an unqualified table name, the table name is qualified with the current schema. The table cannot be a column-organized table.

Information that is written to the exception table is *not* written to the dump file. In a partitioned database environment, an exception table must be defined for those database partitions on which the

loading table is defined. The dump file, otherwise, contains rows that cannot be loaded because they are invalid or have syntax errors.

When loading XML data, using the **FOR EXCEPTION** clause to specify a load exception table is not supported in the following cases:

- When using label-based access control (LBAC).
- When loading data into a partitioned table.

NORANGEEXC

Indicates that if a row is rejected because of a range violation it will not be inserted into the exception table.

NOUNIQUEEXC

Indicates that if a row is rejected because it violates a unique constraint it will not be inserted into the exception table.

STATISTICS USE PROFILE

Instructs load to collect statistics during the load according to the profile defined for this table. This is the default for column-organized tables. The profile must be created before issuing the **LOAD** command. The profile is created by the **RUNSTATS** command. For row-organized tables, if the profile does not exist and this parameter is specified, a warning is returned and no statistics are collected. For column-organized tables, if the profile does not exist and this parameter is specified, the load utility uses the same default **RUNSTATS** command options as those that are used during an automatic runstats operation.

During load, distribution statistics are not collected for columns of type XML.

STATISTICS NO

Specifies that no statistics are to be collected, and that the statistics in the catalogs are not to be altered. This parameter is the default for row-organized tables.

COPY NO

Specifies that the table space in which the table resides will be placed in backup pending state if forward recovery is enabled (that is, if either **logarchmeth1** or **logarchmeth2** is set to a value other than OFF). The **COPY NO** option will also put the table space state into the Load in Progress table space state. This is a transient state that will disappear when the load completes or fails. The data in any table in the table space cannot be updated or deleted until a table space backup or a full database backup is made. However, it is possible to access the data in any table by using the SELECT statement.

LOAD with **COPY NO** on a recoverable database leaves the table spaces in a backup pending state. For example, performing a **LOAD** with **COPY NO** and **INDEXING MODE DEFERRED** will leave indexes needing a refresh. Certain queries on the table might require an index scan and will not succeed until the indexes are refreshed. The index cannot be refreshed if it resides in a table space which is in the backup pending state. In that case, access to the table will not be allowed until a backup is taken. Index refresh is done automatically by the database when the index is accessed by a query. If one of **COPY NO**, **COPY YES**, or **NONRECOVERABLE** is not specified, and the database is recoverable (**logarchmeth1** or **logarchmeth2** is set to value other than OFF), then **COPY NO** is the default.

COPY YES

Saves a copy of the loaded data. This parameter is invalid if forward recovery is disabled.

USE TSM

Specifies that the copy will be stored using IBM Tivoli Storage Manager.

OPEN num-sess SESSIONS

The number of I/O sessions to be used with TSM or the vendor product. The default value is 1.

TO device/directory

Specifies the device or directory on which the copy image will be created.

The directory can be on a remote storage, such as IBM® Cloud Object Storage or Amazon Simple Storage Service (S3), and is being accessed using a storage access alias. Local staging space is

required to temporarily store the copy image that is to be transferred to the remote storage server. The maximum copy image size for the remote storage is currently supported at 5GB.

LOAD *lib-name*

The name of the shared library (DLL on Windows operating systems) containing the vendor backup and restore I/O functions to be used. It can contain the full path. If the full path is not given, it will default to the path where the user exit programs reside.

NONRECOVERABLE

Specifies that the load transaction is to be marked as unrecoverable and that it will not be possible to recover it by a subsequent roll forward action. The roll forward utility will skip the transaction and will mark the table into which data was being loaded as "invalid". The utility will also ignore any subsequent transactions against that table. After the roll forward operation is completed, such a table can only be dropped or restored from a backup (full or table space) taken after a commit point following the completion of the nonrecoverable load operation.

With this option, table spaces are not put in backup pending state following the load operation, and a copy of the loaded data does not have to be made during the load operation. If one of **COPY NO**, **COPY YES**, or **NONRECOVERABLE** is not specified, and the database is not recoverable (**logarchmeth1** and **logarchmeth2** are both set to OFF), then **NONRECOVERABLE** is the default.

WITHOUT PROMPTING

Specifies that the list of data files contains all the files that are to be loaded, and that the devices or directories listed are sufficient for the entire load operation. If a continuation input file is not found, or the copy targets are filled before the load operation finishes, the load operation will fail, and the table will remain in load pending state.

DATA BUFFER *buffer-size*

Specifies the number of 4 KB pages (regardless of the degree of parallelism) to use as buffered space for transferring data within the utility. If the value specified is less than the algorithmic minimum, the minimum required resource is used, and no warning is returned.

This memory is allocated directly from the utility heap, whose size can be modified through the **util_heap_sz** database configuration parameter. Beginning in version 9.5, the value of the DATA BUFFER option of the **LOAD** command can temporarily exceed **util_heap_sz** if more memory is available in the system. In this situation, the utility heap is dynamically increased as needed until the **database_memory** limit is reached. This memory will be released once the load operation completes.

If a value is not specified, an intelligent default is calculated by the utility at run time. The default is based on a percentage of the free space available in the utility heap at the instantiation time of the loader, as well as some characteristics of the table.

SORT BUFFER *buffer-size*

This option specifies a value that overrides the **sortheap** database configuration parameter during a load operation. It is relevant only when loading tables with indexes and only when the **INDEXING MODE** parameter is not specified as DEFERRED. The value that is specified cannot exceed the value of **sortheap**. This parameter is useful for throttling the sort memory that is used when loading tables with many indexes without changing the value of **sortheap**, which would also affect general query processing.

CPU_PARALLELISM *n*

Specifies the number of processes or threads that the load utility will create for parsing, converting, and formatting records when building table objects. This parameter is designed to exploit the number of processes running per database partition. It is particularly useful when loading presorted data, because record order in the source data is preserved. If the value of this parameter is zero, or has not been specified, the load utility uses an intelligent default value (usually based on the number of CPUs available) at run time.

Note:

1. If this parameter is used with tables containing either LOB or LONG VARCHAR fields, its value becomes one, regardless of the number of system CPUs or the value specified by the user.

2. Specifying a small value for the **SAVECOUNT** parameter causes the loader to perform many more I/O operations to flush both data and table metadata. When **CPU_PARALLELISM** is greater than one, the flushing operations are asynchronous, permitting the loader to exploit the CPU. When **CPU_PARALLELISM** is set to one, the loader waits on I/O during consistency points. A load operation with **CPU_PARALLELISM** set to two, and **SAVECOUNT** set to 10 000, completes faster than the same operation with **CPU_PARALLELISM** set to one, even though there is only one CPU.

DISK_PARALLELISM n

Specifies the number of processes or threads that the load utility will create for writing data to the table space containers. If a value is not specified, the utility selects an intelligent default based on the number of table space containers and the characteristics of the table.

INDEXING MODE

Specifies whether the load utility is to rebuild indexes or to extend them incrementally. Valid values are:

AUTOSELECT

The load utility will automatically decide between REBUILD or INCREMENTAL mode. The decision is based on the amount of data being loaded and the depth of the index tree. Information relating to the depth of the index tree is stored in the index object. **RUNSTATS** is not required to populate this information. AUTOSELECT is the default indexing mode.

REBUILD

All indexes will be rebuilt. The utility must have sufficient resources to sort all index key parts for both old and appended table data.

If the LogIndexBuild database configuration parameter is turned on, the transaction log contains the image of each index page after it is created. If the LogIndexBuild database configuration parameter is turned off, only the allocation and initialization of each page is logged by the Index Manager (about 250 bytes per page approximately as opposed to the non-empty portion of each page).

INCREMENTAL

Indexes will be extended with new data. This approach consumes index free space. It only requires enough sort space to append index keys for the inserted records. This method is only supported in cases where the index object is valid and accessible at the start of a load operation (it is, for example, not valid immediately following a load operation in which the DEFERRED mode was specified). If this mode is specified, but not supported due to the state of the index, a warning is returned, and the load operation continues in REBUILD mode. Similarly, if a load restart operation is begun in the load build phase, INCREMENTAL mode is not supported.

If the LogIndexBuild database configuration parameter is turned on, the Db2 software generates the log records for the insertion of every key into the index as well as any page splits performed. If this parameter is turned off (which is common when not using HADR), the amount of index logging performed by the Index Manager depends on whether or not the ALLOW READ ACCESS option was specified. If the ALLOW READ ACCESS option is specified, the log record is generated including logs for page splits. If the ALLOW READ ACCESS option is not specified, no log record from the Index Manager is generated.

DEFERRED

The load utility will not attempt index creation if this mode is specified. Indexes will be marked as needing a refresh. The first access to such indexes that is unrelated to a load operation might force a rebuild, or indexes might be rebuilt when the database is restarted. This approach requires enough sort space for all key parts for the largest index. The total time subsequently taken for index construction is longer than that required in REBUILD mode. Therefore, when performing multiple load operations with deferred indexing, it is advisable (from a performance viewpoint) to let the last load operation in the sequence perform an index rebuild, rather than allow indexes to be rebuilt at first non-load access.

Deferred indexing is only supported for tables with non-unique indexes, so that duplicate keys inserted during the load phase are not persistent after the load operation.

ALLOW NO ACCESS

Load will lock the target table for exclusive access during the load. The table state will be set to Load In Progress during the load. **ALLOW NO ACCESS** is the default behavior. It is the only valid option for **LOAD REPLACE**.

When there are constraints on the table, the table state will be set to Set Integrity Pending as well as Load In Progress. The SET INTEGRITY statement must be used to take the table out of Set Integrity Pending state.

ALLOW READ ACCESS

Load will lock the target table in a share mode. The table state will be set to both Load In Progress and Read Access. Readers can access the non-delta portion of the data while the table is being load. In other words, data that existed before the start of the load will be accessible by readers to the table, data that is being loaded is not available until the load is complete.

Important: The ALLOW READ ACCESS parameter is deprecated and might be removed in a future release. For more details, see [ALLOW READ ACCESS parameter in the LOAD command is deprecated](#).

The **ALLOW READ ACCESS** parameter is not supported for column-organized tables.

LOAD TERMINATE or **LOAD RESTART** of an **ALLOW READ ACCESS** load can use this parameter; **LOAD TERMINATE** or **LOAD RESTART** of an **ALLOW NO ACCESS** load cannot use this parameter. Furthermore, this option is not valid if the indexes on the target table are marked as requiring a rebuild.

When there are constraints on the table, the table state will be set to Set Integrity Pending as well as Load In Progress, and Read Access. At the end of the load, the table state Load In Progress will be removed but the table states Set Integrity Pending and Read Access will remain. The SET INTEGRITY statement must be used to take the table out of Set Integrity Pending. While the table is in Set Integrity Pending and Read Access states, the non-delta portion of the data is still accessible to readers, the new (delta) portion of the data will remain inaccessible until the SET INTEGRITY statement has completed. A user can perform multiple loads on the same table without issuing a SET INTEGRITY statement. Only the original (checked) data will remain visible, however, until the SET INTEGRITY statement is issued.

ALLOW READ ACCESS also supports the following modifiers:

USE *tablespace-name*

If the indexes are being rebuilt, a shadow copy of the index is built in table space *tablespace-name* and copied over to the original table space at the end of the load during an INDEX COPY PHASE. Only system temporary table spaces can be used with this option. If not specified then the shadow index will be created in the same table space as the index object. If the shadow copy is created in the same table space as the index object, the copy of the shadow index object over the old index object is instantaneous. If the shadow copy is in a different table space from the index object a physical copy is performed. This could involve considerable I/O and time. The copy happens while the table is offline at the end of a load during the INDEX COPY PHASE.

Without this option the shadow index is built in the same table space as the original. Since both the original index and shadow index by default reside in the same table space simultaneously, there might be insufficient space to hold both indexes within one table space. Using this option ensures that you retain enough table space for the indexes.

This option is ignored if the user does not specify **INDEXING MODE REBUILD** or **INDEXING MODE AUTOSELECT**. This option will also be ignored if **INDEXING MODE AUTOSELECT** is chosen and load chooses to incrementally update the index.

FETCH_PARALLELISM YES | NO

When you perform a load from a cursor where the cursor is declared using the **DATABASE** keyword, or when using the API `sqlu_remotefetch_entry` media entry, and this option is set to YES, the load utility attempts to parallelize fetching from the remote data source if possible. Currently, you can parallelize data fetching only if the cursor's select-statement is of the simple form "SELECT * FROM <tablename>". If set to NO, no parallel fetching is performed. The default value is YES. For more information, see "Moving data using the CURSOR file type".

SET INTEGRITY PENDING CASCADE

If **LOAD** puts the table into Set Integrity Pending state, the **SET INTEGRITY PENDING CASCADE** option allows the user to specify whether or not Set Integrity Pending state of the loaded table is immediately cascaded to all descendants (including descendant foreign key tables, descendant immediate materialized query tables and descendant immediate staging tables).

IMMEDIATE

Indicates that Set Integrity Pending state is immediately extended to all descendant foreign key tables, descendant immediate materialized query tables and descendant staging tables. For a **LOAD INSERT** operation, Set Integrity Pending state is not extended to descendant foreign key tables even if the **IMMEDIATE** option is specified.

When the loaded table is later checked for constraint violations (using the IMMEDIATE CHECKED option of the SET INTEGRITY statement), descendant foreign key tables that were placed in Set Integrity Pending Read Access state will be put into Set Integrity Pending No Access state.

DEFERRED

Indicates that only the loaded table will be placed in the Set Integrity Pending state. The states of the descendant foreign key tables, descendant immediate materialized query tables and descendant immediate staging tables will remain unchanged.

descendant foreign key tables might later be implicitly placed in Set Integrity Pending state when their parent tables are checked for constraint violations (using the IMMEDIATE CHECKED option of the SET INTEGRITY statement). descendant immediate materialized query tables and descendant immediate staging tables will be implicitly placed in Set Integrity Pending state when one of its underlying tables is checked for integrity violations. A query of a table that is in the Set Integrity Pending state might succeed if an eligible materialized query table that is not in the Set Integrity Pending state is accessed by the query instead of the specified table. A warning (SQLSTATE 01586) will be issued to indicate that descendant tables have been placed in Set Integrity Pending state. See the Notes section of the SET INTEGRITY statement for when these descendant tables will be put into Set Integrity Pending state.

If the **SET INTEGRITY PENDING CASCADE** option is not specified:

- Only the loaded table will be placed in Set Integrity Pending state. The state of descendant foreign key tables, descendant immediate materialized query tables and descendant immediate staging tables will remain unchanged, and can later be implicitly put into Set Integrity Pending state when the loaded table is checked for constraint violations.

If **LOAD** does not put the target table into Set Integrity Pending state, the **SET INTEGRITY PENDING CASCADE** option is ignored.

LOCK WITH FORCE

The utility acquires various locks including table locks in the process of loading. Rather than wait, and possibly timeout, when acquiring a lock, this option allows load to force off other applications that hold conflicting locks on the target table. Applications holding conflicting locks on the system catalog tables will not be forced off by the load utility. Forced applications will roll back and release the locks the load utility needs. The load utility can then proceed. This option requires the same authority as the **FORCE APPLICATIONS** command (SYSADM, SYSCTRL, or SYSMAINT).

ALLOW NO ACCESS loads might force applications holding conflicting locks at the start of the load operation. At the start of the load operation, the utility can force applications that are attempting to either query or modify the table.

ALLOW READ ACCESS loads can force applications holding conflicting locks at the start or end of the load operation. At the start of the load operation, the load utility can force applications that are attempting to modify the table. At the end of the load operation, the load utility can force applications that are attempting to either query or modify the table.

SOURCEUSEREXIT *executable*

Specifies the name of an executable file that is called to feed data into the utility.

The **SOURCEUSEREXIT** parameter is not supported for column-organized tables.

REDIRECT

INPUT FROM

BUFFER *input-buffer*

The stream of bytes specified in *input-buffer* is passed into the STDIN file descriptor of the process executing the given executable.

FILE *input-file*

The contents of this client-side file are passed into the STDIN file descriptor of the process executing the given executable.

OUTPUT TO

FILE *output-file*

The STDOUT and STDERR file descriptors are captured to the fully qualified server-side file specified.

PARALLELIZE

Increases the throughput of data coming into the load utility by invoking multiple user exit processes simultaneously. This option is only applicable in multi-partition database environments and is ignored in single-partition database environments.

For more information, see "Moving data using a customized application (user exit)".

PARTITIONED DB CONFIG *partitioned-db-option*

Allows you to execute a load into a table distributed across multiple database partitions. The **PARTITIONED DB CONFIG** parameter allows you to specify partitioned database-specific configuration options. The *partitioned-db-option* values can be any of the following options:

```
PART_FILE_LOCATION x
OUTPUT_DBPARTNUMS x
PARTITIONING_DBPARTNUMS x
MODE x
MAX_NUM_PART_AGENTS x
ISOLATE_PART_ERRS x
STATUS_INTERVAL x
PORT_RANGE x
CHECK_TRUNCATION
MAP_FILE_INPUT x
MAP_FILE_OUTPUT x
TRACE x
NEWLINE
DISTFILE x
OMIT_HEADER
RUN_STAT_DBPARTNUM x
```

Detailed descriptions of these options are provided in "Load configuration options for partitioned database environments".

RESTARTCOUNT

Deprecated.

USING *directory*

Deprecated.

Example : Loading XML data

The user has constructed a data file with XDS fields to describe the documents that are to be inserted into the table. It might appear like this :

```
1, "<XDS FIL=""file1.xml"" />"
2, "<XDS FIL='file2.xml' OFF='23' LEN='45' />"
```

For the first row, the XML document is identified by the file named `file1.xml`. Since the character delimiter is the double quote character, and double quotation marks exist inside the XDS, the double quotation marks contained within the XDS are doubled. For the second row, the XML document is identified by the file named `file2.xml`, and starts at byte offset 23, and is 45 bytes in length.

The user issues a load command without any parsing or validation options for the XML column, and the data is loaded successfully:

```
LOAD
FROM data.del of DEL INSERT INTO mytable
```

Example : Loading XML data from CURSOR

Loading data from cursor is the same as with a regular relational column type. The user has two tables, T1 and T2, each of which consist of a single XML column named C1. To LOAD from T1 into T2, the user will first declare a cursor:

```
DECLARE
X1 CURSOR FOR SELECT C1 FROM T1;
```

Next, the user may issue a **LOAD** using the cursor type:

```
LOAD FROM X1 of
CURSOR INSERT INTO T2
```

Applying the XML specific **LOAD** options to the cursor type is the same as loading from a file.

Usage notes

- Data is loaded in the sequence that appears in the input file. If a particular sequence is desired, the data should be sorted before a load is attempted. If preservation of the source data order is not required, consider using the **ANYORDER** file type modifier, described in the following "File type modifiers for the load utility" section.
- The load utility builds indexes based on existing definitions. The exception tables are used to handle duplicates on unique keys. The utility does not enforce referential integrity, perform constraints checking, or update materialized query tables that are dependent on the tables being loaded. Tables that include referential or check constraints are placed in Set Integrity Pending state. Summary tables that are defined with REFRESH IMMEDIATE, and that are dependent on tables being loaded, are also placed in Set Integrity Pending state. Issue the SET INTEGRITY statement to take the tables out of Set Integrity Pending state. Load operations cannot be carried out on replicated materialized query tables.
- If a clustering index exists on the table, the data should be sorted on the clustering index before loading. Data does not need to be sorted before loading into a multidimensional clustering (MDC) table, however.
- If you specify an exception table when loading into a protected table, any rows that are protected by invalid security labels will be sent to that table. This might allow users that have access to the exception table to access to data that they would not normally be authorized to access. For better security be careful who you grant exception table access to, delete each row as soon as it is repaired and copied to the table being loaded, and drop the exception table as soon as you are done with it.
- Security labels in their internal format might contain newline characters. If you load the file using the DEL file format, those newline characters can be mistaken for delimiters. If you have this problem use the older default priority for delimiters by specifying the **delprioritychar** file type modifier in the **LOAD** command.
- For performing a load using the CURSOR file type where the DATABASE keyword was specified during the DECLARE CURSOR statement, the user ID and password used to authenticate against the database currently connected to (for the load) will be used to authenticate against the source database (specified by the DATABASE option of the DECLARE CURSOR statement). If no user ID or password was specified for the connection to the loading database, a user ID and password for the source database must be specified during the DECLARE CURSOR statement.
- Loading a multiple-part PC/IXF file whose individual parts are copied from a Windows system to an AIX system is supported. The names of all the files must be specified in the **LOAD** command. For example, LOAD FROM DATA.IXF, DATA.002 OF IXF INSERT INTO TABLE1. Loading to the Windows operating system from logically split PC/IXF files is not supported.

- When restarting a failed **LOAD**, the behavior will follow the existing behavior in that the BUILD phase will be forced to use the REBUILD mode for indexes.
- The Load utility might generate a very large copy of the image file when the **COPY YES** option is used. This behavior is expected when the **LOAD** command writes out an entire buffer of data to the copy image for every LOB/LF column value that is loaded. The buffer is an internal object, and its size is determined by several internal and external factors. Typically, the buffer size is between 68KB and a few hundred KB.
- Loading XML documents between databases is not supported and returns error message SQL1407N.
- The **LOAD** utility does not support loading into tables that contain columns that reference fenced procedures. If you issue the **LOAD** command on such table, you will receive error message SQL1376N. To work around this restriction, you can redefine the routine to be unfenced, or use the import utility.
- If a table contains a generated column expression in which the user-defined function is a compiled compound SQL, you can use the **LOAD** utility only with the `generatedoverride` file type modifier to insert data into the table. You can also use the import utility to insert data into these tables.
- If the database table contains implicitly hidden columns, you must specify whether data for the hidden columns is included in the load operation.
- The IMPORT utility does not match the number of columns in a table and the number of fields in a data file. The utility checks for a sufficient amount of data in the data file and if a row in the data file does not contain sufficient columns of data, the row may either be rejected with a warning message if the corresponding table columns without data are defined as NOT NULL, or be inserted successfully without a warning message if the corresponding table columns are defined as NULL. Alternatively, if a row contains a higher number of columns than required, the sufficient number of columns are processed while the remaining columns of data are omitted and no warning message is given.
- The **STATISTICS** options only work for the **LOAD REPLACE** option and do not work for other **LOAD** command options.
- When the LOAD utility is used with the COPY YES option, and the table contains LOB columns, LOAD will always enforce COMPACT behavior even when the LOB column is defined with NOT COMPACT.

Summary of LOAD TERMINATE and LOAD RESTART dictionary management

The following chart summarizes the compression dictionary management behavior for **LOAD** processing under the **TERMINATE** directive.

Table 15. LOAD TERMINATE dictionary management

Table COMPRESS attribute	Does table row data dictionary existed before LOAD?	XML storage object dictionary exists before LOAD ¹	TERMINATE: LOAD REPLACE KEEPDICTIONARY or LOAD INSERT	TERMINATE: LOAD REPLACE RESETDICTIONARY
YES	YES	YES	Keep existing dictionaries.	Neither dictionary is kept. ²
YES	YES	NO	Keep existing dictionary.	Nothing is kept. ²
YES	NO	YES	Keep existing dictionary.	Nothing is kept.
YES	NO	NO	Nothing is kept.	Nothing is kept.
NO	YES	YES	Keep existing dictionaries.	Nothing is kept.
NO	YES	NO	Keep existing dictionary.	Nothing is kept.
NO	NO	YES	Keep existing dictionary.	Nothing is kept.
NO	NO	NO	Do nothing.	Do nothing.

Note:

1. A compression dictionary can be created for the XML storage object of a table only if the XML columns are added to the table in Db2 Version 9.7 or later, or if the table is migrated using an online table move.
2. In the special case that the table has data capture enabled, the table row data dictionary is kept.

LOAD RESTART truncates a table up to the last consistency point reached. As part of **LOAD RESTART** processing, a compression dictionary will exist in the table if it was present in the table at the time the last **LOAD** consistency point was taken. In that case, **LOAD RESTART** will not create a new dictionary. For a summary of the possible conditions, see Table 4.

Table 16. LOAD RESTART dictionary management

Table COMPRESS Attribute	Table row data dictionary exist before LOAD consistency point?¹	XML Storage object dictionary existed before last LOAD?²	RESTART: LOAD REPLACE KEEPDICTIONARY or LOAD INSERT	RESTART: LOAD REPLACE RESETDICTIONARY
YES	YES	YES	Keep existing dictionaries.	Keep existing dictionaries.
YES	YES	NO	Keep existing table row data dictionary and build XML dictionary subject to ADC.	Keep existing table row data dictionary and build XML dictionary.
YES	NO	YES	Build table row data dictionary subject to ADC. Keep existing XML dictionary.	Build table row data dictionary. Keep existing XML dictionary.
YES	NO	NO	Build table row data and XML dictionaries subject to ADC.	Build table row data and XML dictionaries.
NO	YES	YES	Keep existing dictionaries.	Remove existing dictionaries.
NO	YES	NO	Keep existing table row data dictionary.	Remove existing table row data dictionary.
NO	NO	YES	Keep existing XML dictionary.	Remove existing XML dictionary.
NO	NO	NO	Do nothing.	Do nothing.

Notes:

1. The **SAVECOUNT** option is not allowed when loading XML data, load operations that fail during the load phase restart from the beginning of the operation.
2. A compression dictionary can be created for the XML storage object of a table only if the XML columns are added to the table in Db2 Version 9.7 or later, or if the table is migrated using an online table move.

File type modifiers for the load utility

<i>Table 17. Valid file type modifiers for the load utility: All file formats</i>	
Modifier	Description
anyorder	This modifier specifies that the preservation of the source data order is not required. Using this modifier yields significant additional performance benefits on SMP systems. Use this modifier with the cpu_parallelism parameter. If the value of the cpu_parallelism parameter is 1, this modifier is ignored. This modifier is not supported if the value of the SAVECOUNT parameter is greater than 0, because crash recovery after a consistency point requires that data be loaded in sequence. This modifier is implicitly turned on for all load operations for column-organized tables, multidimensional clustering (MDC) tables, and range-partitioned tables.
cdeanalyzefrequency=x	x is an integer between 0 - 99 inclusive. This value controls how much data is sampled in the ANALYZE phase to produce a compression dictionary. In a massively parallel processing (MPP), the sampling size is not aggregated across members. The ANALYZE phase is stopped when the first member reaches max.
generatedignore	This modifier informs the load utility that data for all generated columns is present in the data file but should be ignored. This results in all generated column values being generated by the utility. This modifier cannot be used with either the generatedmissing or the generatedoverride modifier.
generatedmissing	If this modifier is specified, the utility assumes that the input data file contains no data for the generated column (not even NULLs). This results in all generated column values being generated by the utility. This modifier cannot be used with either the generatedignore or the generatedoverride modifier.

Table 17. Valid file type modifiers for the load utility: All file formats (continued)

Modifier	Description
generatedoverride	<p>This modifier instructs the load utility to accept user-supplied data for all generated columns in the table (contrary to the normal rules for these types of columns). This is useful when migrating data from another database system, or when loading a table from data that was recovered using the RECOVER DROPPED TABLE option on the ROLLFORWARD DATABASE command. When this modifier is used, any rows with no data or NULL data for a non-nullable generated column will be rejected (SQL3116W). When this modifier is used, the table will be placed in Set Integrity Pending state. To take the table out of Set Integrity Pending state without verifying the user-supplied values, issue the following command after the load operation:</p> <pre data-bbox="548 577 1123 625">SET INTEGRITY FOR <i>table-name</i> GENERATED COLUMN IMMEDIATE UNCHECKED</pre> <p>To take the table out of Set Integrity Pending state and force verification of the user-supplied values, issue the following command after the load operation:</p> <pre data-bbox="548 745 1144 772">SET INTEGRITY FOR <i>table-name</i> IMMEDIATE CHECKED.</pre> <p>When this modifier is specified and there is a generated column in any of the partitioning keys, dimension keys or distribution keys, then the LOAD command automatically converts the modifier to generatedignore and proceeds with the load. This has the effect of regenerating all the generated column values.</p> <p>This modifier cannot be used with either the generatedmissing or the generatedignore modifier.</p> <p>This modifier cannot be used for column-organized tables (SQLSTATE 42858).</p> <p>Random distribution tables that use the random by generation method have an internally generated column called the RANDOM_DISTRIBUTION_KEY. This modifier does not apply to that column, only to other generated columns in the table. Values for the RANDOM_DISTRIBUTION_KEY will always be regenerated.</p>
identityignore	<p>This modifier informs the load utility that data for the identity column is present in the data file but should be ignored. This results in all identity values being generated by the utility. The behavior will be the same for both GENERATED ALWAYS and GENERATED BY DEFAULT identity columns. This means that for GENERATED ALWAYS columns, no rows will be rejected. This modifier cannot be used with either the identitymissing or the identityoverride modifier.</p>
identitymissing	<p>If this modifier is specified, the utility assumes that the input data file contains no data for the identity column (not even NULLs), and will therefore generate a value for each row. The behavior will be the same for both GENERATED ALWAYS and GENERATED BY DEFAULT identity columns. This modifier cannot be used with either the identityignore or the identityoverride modifier.</p>

Table 17. Valid file type modifiers for the load utility: All file formats (continued)

Modifier	Description
identityoverride	<p>This modifier should be used only when an identity column defined as GENERATED ALWAYS is present in the table to be loaded. It instructs the utility to accept explicit, non-NULL data for such a column (contrary to the normal rules for these types of identity columns). This is useful when migrating data from another database system when the table must be defined as GENERATED ALWAYS, or when loading a table from data that was recovered using the DROPPED TABLE RECOVERY option on the ROLLFORWARD DATABASE command. When this modifier is used, any rows with no data or NULL data for the identity column will be rejected (SQL3116W). This modifier cannot be used with either the identitymissing or the identityignore modifier. The load utility will not attempt to maintain or verify the uniqueness of values in the table's identity column when this option is used.</p>
implicitlyhiddeninclude	<p>If this modifier is specified, the utility assumes that the input data file contains data for the implicitly hidden columns and this data will also be loaded. This modifier cannot be used with the implicitlyhiddenmissing modifier. See the “Notes” on page 100 section for information about the precedence when multiple modifiers are specified.</p> <p>Random distribution tables that use the random by generation method have a hidden column as its distribution column called RANDOM_DISTRIBUTION_KEY. This modifier does not apply to that column, only to the other hidden columns in the table. The RANDOM_DISTRIBUTION_KEY will be treated as if it were missing.</p>
implicitlyhiddenmissing	<p>If this modifier is specified, the utility assumes that the input data file does not contain data for the implicitly hidden columns and the utility will generate values for those hidden columns. This modifier cannot be used with the implicitlyhiddeninclude modifier. See the “Notes” on page 100 section for information about the precedence when multiple modifiers are specified.</p>
indexfreespace=x	<p>x is an integer between 0 and 99 inclusive. The value is interpreted as the percentage of each index page that is to be left as free space when load rebuilds the index. Load with INDEXING MODE INCREMENTAL ignores this option. The first entry in a page is added without restriction; subsequent entries are added to maintain the percent free space threshold. The default value is the one used at CREATE INDEX time.</p> <p>This value takes precedence over the PCTFREE value specified in the CREATE INDEX statement. The indexfreespace option affects index leaf pages only.</p>

Table 17. Valid file type modifiers for the load utility: All file formats (continued)

Modifier	Description
lobsinfile	<p><i>lob-path</i> specifies the path to the files containing LOB data. The ASC, DEL, or IXF load input files contain the names of the files having LOB data in the LOB column.</p> <p>This option is not supported in conjunction with the CURSOR filetype.</p> <p>The LOBS FROM clause specifies where the LOB files are located when the lobsinfile modifier is used. The LOBS FROM clause will implicitly activate the lobsinfile behavior. The LOBS FROM clause conveys to the LOAD utility the list of paths to search for the LOB files while loading the data.</p> <p>Each path contains at least one file that contains at least one LOB pointed to by a Lob Location Specifier (LLS) in the data file. The LLS is a string representation of the location of a LOB in a file stored in the LOB file path. The format of an LLS is <i>filename.ext.nnn.mmm/</i>, where <i>filename.ext</i> is the name of the file that contains the LOB, <i>nnn</i> is the offset in bytes of the LOB within the file, and <i>mmm</i> is the length of the LOB in bytes. For example, if the string <i>db2exp.001.123.456/</i> is stored in the data file, the LOB is located at offset 123 in the file <i>db2exp.001</i>, and is 456 bytes long.</p> <p>To indicate a null LOB, enter the size as -1. If the size is specified as 0, it is treated as a 0 length LOB. For null LOBS with length of -1, the offset and the file name are ignored. For example, the LLS of a null LOB might be <i>db2exp.001.7.-1/</i>.</p>
maxanalyzesize=x	<p><i>x</i> is the size that has a value of <i><Number><Megabytes/Gigabytes></i>. The default size is 128 GB. maxanalyzesize controls how much data is sampled in the ANALYZE phase to produce compression dictionary. In a massively parallel processing (MPP), the sampling size is not aggregated across members. The ANALYZE phase is stopped when first member reaches max.</p> <p>Notice: A value of 0 means unlimited (full size).</p> <p>Here is an example:</p> <pre data-bbox="544 1234 1464 1318">modified by maxanalyzesize=1G modified by maxanalyzesize=100M</pre>
noheader	<p>Skips the header verification code (applicable only to load operations into tables that reside in a single-partition database partition group).</p> <p>If the default MPP load (mode PARTITION_AND_LOAD) is used against a table residing in a single-partition database partition group, the file is not expected to have a header. Thus the noheader modifier is not needed. If the LOAD_ONLY mode is used, the file is expected to have a header. The only circumstance in which you should need to use the noheader modifier is if you wanted to perform LOAD_ONLY operation using a file that does not have a header.</p>
norowwarnings	<p>Suppresses all warnings about rejected rows.</p>

Table 17. Valid file type modifiers for the load utility: All file formats (continued)

Modifier	Description
pagefreespace=x	x is an integer between 0 and 100 inclusive. The value is interpreted as the percentage of each data page that is to be left as free space. If the specified value is invalid because of the minimum row size, (for example, a row that is at least 3 000 bytes long, and an x value of 50), the row will be placed on a new page. If a value of 100 is specified, each row will reside on a new page. The PCTFREE value of a table determines the amount of free space designated per page. If a pagefreespace value on the load operation or a PCTFREE value on a table have not been set, the utility will fill up as much space as possible on each page. The value set by pagefreespace overrides the PCTFREE value specified for the table.
periodignore	This modifier informs the load utility that data for the period columns is present in the data file but should be ignored. When this modifier is specified, all period column values are generated by the utility. This modifier cannot be used with the periodmissing modifier or the periodoverride modifier.
periodmissing	If this modifier is specified, the utility assumes that the input data file contains no data for the period columns. When this modifier is specified, all period column values are generated by the utility. This modifier cannot be used with the periodignore modifier or the periodoverride modifier.
periodoverride	This modifier instructs the load utility to accept user-supplied data for GENERATED ALWAYS AS ROW BEGIN and GENERATED ALWAYS AS ROW END columns in a system-period temporal table. This behavior is contrary to the normal rules for these types of columns. The modifier can be useful when you want to maintain history data and load data that includes time stamps into a system-period temporal table. When this modifier is used, any rows with no data or NULL data in a ROW BEGIN or ROW END column are rejected.
rowchangetimestampignore	This modifier informs the load utility that data for the row change timestamp column is present in the data file but should be ignored. This results in all ROW CHANGE TIMESTAMPS being generated by the utility. The behavior will be the same for both GENERATED ALWAYS and GENERATED BY DEFAULT columns. This means that for GENERATED ALWAYS columns, no rows will be rejected. This modifier cannot be used with either the rowchangetimestampmissing or the rowchangetimestampoverride modifier.
rowchangetimestampmissing	If this modifier is specified, the utility assumes that the input data file contains no data for the row change timestamp column (not even NULLs), and will therefore generate a value for each row. The behavior will be the same for both GENERATED ALWAYS and GENERATED BY DEFAULT columns. This modifier cannot be used with either the rowchangetimestampignore or the rowchangetimestampoverride modifier.

Table 17. Valid file type modifiers for the load utility: All file formats (continued)

Modifier	Description
rowchangetimestampoverride	<p>This modifier should be used only when a row change timestamp column defined as GENERATED ALWAYS is present in the table to be loaded. It instructs the utility to accept explicit, non-NULL data for such a column (contrary to the normal rules for these types of row change timestamp columns). This is useful when migrating data from another database system when the table must be defined as GENERATED ALWAYS, or when loading a table from data that was recovered using the DROPPED TABLE RECOVERY option on the ROLLFORWARD DATABASE command. When this modifier is used, any rows with no data or NULL data for the ROW CHANGE TIMESTAMP column will be rejected (SQL3116W). This modifier cannot be used with either the rowchangetimestampmissing or the rowchangetimestampignore modifier. The load utility will not attempt to maintain or verify the uniqueness of values in the table's row change timestamp column when this option is used.</p>
seclabelchar	<p>Indicates that security labels in the input source file are in the string format for security label values rather than in the default encoded numeric format. LOAD converts each security label into the internal format as it is loaded. If a string is not in the proper format the row is not loaded and a warning (SQLSTATE 01H53, SQLCODE SQL3242W) is returned. If the string does not represent a valid security label that is part of the security policy protecting the table then the row is not loaded and a warning (SQLSTATE 01H53, SQLCODE SQL3243W) is returned.</p> <p>This modifier cannot be specified if the seclabelname modifier is specified, otherwise the load fails and an error (SQLCODE SQL3525N) is returned.</p> <p>If you have a table consisting of a single DB2SECURITYLABEL column, the data file might look like this:</p> <pre data-bbox="548 1136 846 1213">"CONFIDENTIAL:ALPHA:G2" "CONFIDENTIAL;SIGMA:G2" "TOP SECRET:ALPHA:G2"</pre> <p>To load or import this data, the seclabelchar file type modifier must be used:</p> <pre data-bbox="548 1331 1393 1356">LOAD FROM input.del OF DEL MODIFIED BY SECLABELCHAR INSERT INTO t1</pre>

Table 17. Valid file type modifiers for the load utility: All file formats (continued)

Modifier	Description
seclabelname	<p>Indicates that security labels in the input source file are indicated by their name rather than the default encoded numeric format. LOAD will convert the name to the appropriate security label if it exists. If no security label exists with the indicated name for the security policy protecting the table the row is not loaded and a warning (SQLSTATE 01H53, SQLCODE SQL3244W) is returned.</p> <p>This modifier cannot be specified if the seclabelchar modifier is specified, otherwise the load fails and an error (SQLCODE SQL3525N) is returned.</p> <p>If you have a table consisting of a single DB2SECURITYLABEL column, the data file might consist of security label names similar to:</p> <pre data-bbox="537 604 651 684">" LABEL1 " " LABEL1 " " LABEL2 "</pre> <p>To load or import this data, the seclabelname file type modifier must be used:</p> <pre data-bbox="537 800 1430 831">LOAD FROM input.del OF DEL MODIFIED BY SECLABELNAME INSERT INTO t1</pre> <p>Note: If the file type is ASC, any spaces following the name of the security label will be interpreted as being part of the name. To avoid this use the striptblanks file type modifier to make sure the spaces are removed.</p>
totalreespace=x	<p>x is an integer greater than or equal to 0. The value is interpreted as the percentage of the total pages in the table that is to be appended to the end of the table as free space. For example, if x is 20, and the table has 100 data pages after the data has been loaded, 20 additional empty pages will be appended. The total number of data pages for the table will be 120. The data pages total does not factor in the number of index pages in the table. This option does not affect the index object. If two loads are done with this option specified, the second load will not reuse the extra space appended to the end by the first load.</p>
transactionidignore	<p>This modifier informs the load utility that data for the TRANSACTION START ID column is present in the data file but should be ignored. When this modifier is specified, the value for the TRANSACTION START ID column is generated by the utility. This modifier cannot be used with the transactionidmissing modifier or the transactionidoverride modifier.</p>
transactionidmissing	<p>If this modifier is specified, the utility assumes that the input data file contains no data for the TRANSACTION START ID columns. When this modifier is specified, the value for the TRANSACTION START ID column is generated by the utility. This modifier cannot be used with the transactionidignore modifier or the transactionidoverride modifier.</p>
transactionidoverride	<p>This modifier instructs the load utility to accept user-supplied data for the GENERATED ALWAYS AS TRANSACTION START ID column in a system-period temporal table. This behavior is contrary to the normal rules for this type of column. When this modifier is used, any rows with no data or NULL data in a TRANSACTION START ID column are rejected.</p>

Table 17. Valid file type modifiers for the load utility: All file formats (continued)

Modifier	Description
usedefaults	<p>If a source column for a target table column has been specified, but it contains no data for one or more row instances, default values are loaded. Examples of missing data are:</p> <ul style="list-style-type: none"> • For DEL files: two adjacent column delimiters (",,") or two adjacent column delimiters separated by an arbitrary number of spaces (" , ") are specified for a column value. • For DEL/ASC files: A row that does not have enough columns, or is not long enough for the original specification. For ASC files, NULL column values are not considered explicitly missing, and a default will not be substituted for NULL column values. NULL column values are represented by all space characters for numeric, date, time, and /timestamp columns, or by using the NULL INDICATOR for a column of any type to indicate the column is NULL. <p>Without this option, if a source column contains no data for a row instance, one of the following occurs:</p> <ul style="list-style-type: none"> • For DEL/ASC files: If the column is nullable, a NULL is loaded. If the column is not nullable, the utility rejects the row.

Table 18. Valid file type modifiers for the load utility: ASCII file formats (ASC/DEL)

Modifier	Description
codepage=x	<p>x is an ASCII character string. The value is interpreted as the code page of the data in the input data set. Converts character data (and numeric data specified in characters) from this code page to the database code page during the load operation.</p> <p>The following rules apply:</p> <ul style="list-style-type: none"> • For pure DBCS (graphic), mixed DBCS, and EUC, delimiters are restricted to the range of x00 to x3F, inclusive. • For DEL data specified in an EBCDIC code page, the delimiters might not coincide with the shift-in and shift-out DBCS characters. • nullindchar must specify symbols included in the standard ASCII set between code points x20 and x7F, inclusive. This refers to ASCII symbols and code points. EBCDIC data can use the corresponding symbols, even though the code points will be different. <p>This option is not supported in conjunction with the CURSOR filetype.</p>

Table 18. Valid file type modifiers for the load utility: ASCII file formats (ASC/DEL) (continued)

Modifier	Description
dateformat="x"	<p>x is the format of the date in the source file.¹ Valid date elements are:</p> <pre> YYYY - Year (four digits ranging from 0000 - 9999) M - Month (one or two digits ranging from 1 - 12) MM - Month (two digits ranging from 01 - 12; mutually exclusive with M) D - Day (one or two digits ranging from 1 - 31) DD - Day (two digits ranging from 01 - 31; mutually exclusive with D) DDD - Day of the year (three digits ranging from 001 - 366; mutually exclusive with other day or month elements) </pre> <p>A default value of 1 is assigned for each element that is not specified. Some examples of date formats are:</p> <pre> "D-M-YYYY" "MM.DD.YYYY" "YYYYDDD" </pre>
dumpfile = x	<p>x is the fully qualified (according to the server database partition) name of an exception file to which rejected rows are written. A maximum of 32 KB of data is written per record. The following section is an example that shows how to specify a dump file:</p> <pre> db2 load from data of del modified by dumpfile = /u/user/filename insert into table_name </pre> <p>The file will be created and owned by the instance owner. To override the default file permissions, use the dumpfileaccessall file type modifier.</p> <p>Note:</p> <ol style="list-style-type: none"> 1. In a partitioned database environment, the path should be local to the loading database partition, so that concurrently running load operations do not attempt to write to the same file. 2. The contents of the file are written to disk in an asynchronous buffered mode. In the event of a failed or an interrupted load operation, the number of records committed to disk cannot be known with certainty, and consistency cannot be guaranteed after a LOAD RESTART. The file can only be assumed to be complete for a load operation that starts and completes in a single pass. 3. If the specified file already exists, it will not be re-created, but it will be truncated.
dumpfileaccessall	<p>Grants read access to 'OTHERS' when a dump file is created.</p> <p>This file type modifier is only valid when:</p> <ol style="list-style-type: none"> 1. it is used in conjunction with dumpfile file type modifier 2. the user has SELECT privilege on the load target table 3. it is issued on a Db2 server database partition that resides on a UNIX operating system <p>If the specified file already exists, its permissions will not be changed.</p>

Table 18. Valid file type modifiers for the load utility: ASCII file formats (ASC/DEL) (continued)

Modifier	Description																			
fastparse	Use with caution. Reduces syntax checking on user-supplied column values, and enhances performance. Tables are guaranteed to be architecturally correct (the utility performs sufficient data checking to prevent a segmentation violation or trap), however, the coherence of the data is not validated. Only use this option if you are certain that your data is coherent and correct. For example, if the user-supplied data contains an invalid timestamp column value of :1>0-00-20-07.11.12.000000, this value is inserted into the table if fastparse is specified, and rejected if fastparse is not specified.																			
implieddecimal	The location of an implied decimal point is determined by the column definition; it is no longer assumed to be at the end of the value. For example, the value 12345 is loaded into a DECIMAL(8,2) column as 123.45, <i>not</i> 12345.00. This modifier cannot be used with the packeddecimal modifier.																			
timeformat="x"	x is the format of the time in the source file. ¹ Valid time elements are: <table border="0" data-bbox="535 756 1201 1207"> <tr> <td>H</td> <td>- Hour (one or two digits ranging from 0 - 12 for a 12 hour system, and 0 - 24 for a 24 hour system)</td> </tr> <tr> <td>HH</td> <td>- Hour (two digits ranging from 00 - 12 for a 12 hour system, and 00 - 24 for a 24 hour system; mutually exclusive with H)</td> </tr> <tr> <td>M</td> <td>- Minute (one or two digits ranging from 0 - 59)</td> </tr> <tr> <td>MM</td> <td>- Minute (two digits ranging from 00 - 59; mutually exclusive with M)</td> </tr> <tr> <td>S</td> <td>- Second (one or two digits ranging from 0 - 59)</td> </tr> <tr> <td>SS</td> <td>- Second (two digits ranging from 00 - 59; mutually exclusive with S)</td> </tr> <tr> <td>SSSSS</td> <td>- Second of the day after midnight (5 digits ranging from 00000 - 86400; mutually exclusive with other time elements)</td> </tr> <tr> <td>TT</td> <td>- Meridian indicator (AM or PM)</td> </tr> </table> A default value of 0 is assigned for each element that is not specified. Some examples of time formats are: <table border="0" data-bbox="535 1312 682 1396"> <tr> <td>"HH:MM:SS"</td> </tr> <tr> <td>"HH.MM TT"</td> </tr> <tr> <td>"SSSSS"</td> </tr> </table>	H	- Hour (one or two digits ranging from 0 - 12 for a 12 hour system, and 0 - 24 for a 24 hour system)	HH	- Hour (two digits ranging from 00 - 12 for a 12 hour system, and 00 - 24 for a 24 hour system; mutually exclusive with H)	M	- Minute (one or two digits ranging from 0 - 59)	MM	- Minute (two digits ranging from 00 - 59; mutually exclusive with M)	S	- Second (one or two digits ranging from 0 - 59)	SS	- Second (two digits ranging from 00 - 59; mutually exclusive with S)	SSSSS	- Second of the day after midnight (5 digits ranging from 00000 - 86400; mutually exclusive with other time elements)	TT	- Meridian indicator (AM or PM)	"HH:MM:SS"	"HH.MM TT"	"SSSSS"
H	- Hour (one or two digits ranging from 0 - 12 for a 12 hour system, and 0 - 24 for a 24 hour system)																			
HH	- Hour (two digits ranging from 00 - 12 for a 12 hour system, and 00 - 24 for a 24 hour system; mutually exclusive with H)																			
M	- Minute (one or two digits ranging from 0 - 59)																			
MM	- Minute (two digits ranging from 00 - 59; mutually exclusive with M)																			
S	- Second (one or two digits ranging from 0 - 59)																			
SS	- Second (two digits ranging from 00 - 59; mutually exclusive with S)																			
SSSSS	- Second of the day after midnight (5 digits ranging from 00000 - 86400; mutually exclusive with other time elements)																			
TT	- Meridian indicator (AM or PM)																			
"HH:MM:SS"																				
"HH.MM TT"																				
"SSSSS"																				

Table 18. Valid file type modifiers for the load utility: ASCII file formats (ASC/DEL) (continued)

Modifier	Description
timestampformat="x"	<p>x is the format of the time stamp in the source file.¹ Valid time stamp elements are:</p> <pre> YYYY - Year (four digits ranging from 0000 - 9999) M - Month (one or two digits ranging from 1 - 12) MM - Month (two digits ranging from 01 - 12; mutually exclusive with M and MMM) MMM - Month (three-letter case-insensitive abbreviation for the month name; mutually exclusive with M and MM) D - Day (one or two digits ranging from 1 - 31) DD - Day (two digits ranging from 01 - 31; mutually exclusive with D) DDD - Day of the year (three digits ranging from 001 - 366; mutually exclusive with other day or month elements) H - Hour (one or two digits ranging from 0 - 12 for a 12 hour system, and 0 - 24 for a 24 hour system) HH - Hour (two digits ranging from 00 - 12 for a 12 hour system, and 00 - 24 for a 24 hour system; mutually exclusive with H) M - Minute (one or two digits ranging from 0 - 59) MM - Minute (two digits ranging from 00 - 59; mutually exclusive with M, minute) S - Second (one or two digits ranging from 0 - 59) SS - Second (two digits ranging from 00 - 59; mutually exclusive with S) SSSSS - Second of the day after midnight (5 digits ranging from 00000 - 86400; mutually exclusive with other time elements) U (1 to 12 times) - Fractional seconds(number of occurrences of U represent the number of digits with each digit ranging from 0 to 9) TT - Meridian indicator (AM or PM) </pre>

Table 18. Valid file type modifiers for the load utility: ASCII file formats (ASC/DEL) (continued)

Modifier	Description
<p>timestampformat="x" (Continued)</p>	<p>A default value of 1 is assigned for unspecified YYYY, M, MM, D, DD, or DDD elements. A default value of 'Jan' is assigned to an unspecified MMM element. A default value of 0 is assigned for all other unspecified elements. The following section is an example of a time stamp format:</p> <pre data-bbox="535 388 1474 441">"YYYY/MM/DD HH:MM:SS.UUUUUU"</pre> <p>The valid values for the MMM element include: 'jan', 'feb', 'mar', 'apr', 'may', 'jun', 'jul', 'aug', 'sep', 'oct', 'nov' and 'dec'. These values are case insensitive.</p> <p>If the timestampformat modifier is not specified, the load utility formats the timestamp field using one of two possible formats:</p> <pre data-bbox="535 619 1474 682">YYYY-MM-DD-HH.MM.SS YYYY-MM-DD HH:MM:SS</pre> <p>The load utility chooses the format by looking at the separator between the DD and HH. If it is a dash '-', the load utility uses the regular dashes and dots format (YYYY-MM-DD-HH.MM.SS). If it is a blank space, then the load utility expects a colon ':' to separate the HH, MM and SS.</p> <p>In either format, if you include the microseconds field (UUUUUU), the load utility expects the dot '.' as the separator. Either YYYY-MM-DD-HH.MM.SS.UUUUUU or YYYY-MM-DD HH:MM:SS.UUUUUU are acceptable.</p> <p>The following example illustrates how to load data containing user defined date and time formats into a table called schedule:</p> <pre data-bbox="535 1039 1474 1134">db2 load from delfile2 of del modified by timestampformat="yyyymm.dd hh:mm tt" insert into schedule</pre>
<p>usegraphiccodepage</p>	<p>If usegraphiccodepage is given, the assumption is made that data being loaded into graphic or double-byte character large object (DBCLOB) data field(s) is in the graphic code page. The rest of the data is assumed to be in the character code page. The graphic code page is associated with the character code page. LOAD determines the character code page through either the codepage modifier, if it is specified, or through the code page of the database if the codepage modifier is not specified.</p> <p>This modifier should be used in conjunction with the delimited data file generated by drop table recovery only if the table being recovered has graphic data.</p> <p>Restrictions</p> <p>The usegraphiccodepage modifier MUST NOT be specified with DEL files created by the EXPORT utility, as these files contain data encoded in only one code page. The usegraphiccodepage modifier is also ignored by the double-byte character large objects (DBCLOBs) in files.</p>

Table 18. Valid file type modifiers for the load utility: ASCII file formats (ASC/DEL) (continued)

Modifier	Description
xmlchar	<p>Specifies that XML documents are encoded in the character code page.</p> <p>This option is useful for processing XML documents that are encoded in the specified character code page but do not contain an encoding declaration.</p> <p>For each document, if a declaration tag exists and contains an encoding attribute, the encoding must match the character code page, otherwise the row containing the document will be rejected. The character code page is the value specified by the codepage file type modifier, or the application code page if it is not specified. By default, either the documents are encoded in Unicode, or they contain a declaration tag with an encoding attribute.</p>
xmlgraphic	<p>Specifies that XML documents are encoded in the specified graphic code page.</p> <p>This option is useful for processing XML documents that are encoded in a specific graphic code page but do not contain an encoding declaration.</p> <p>For each document, if a declaration tag exists and contains an encoding attribute, the encoding must match the graphic code page, otherwise the row containing the document will be rejected. The graphic code page is the graphic component of the value specified by the codepage file type modifier, or the graphic component of the application code page if it is not specified. By default, documents are either encoded in Unicode, or they contain a declaration tag with an encoding attribute.</p>

Table 19. Valid file type modifiers for the load utility: ASC file formats (Non-delimited ASCII)

Modifier	Description
binarynumerics	<p>Numeric (but not DECIMAL) data must be in binary form, not the character representation. This avoids costly conversions.</p> <p>This option is supported only with positional ASC, using fixed length records specified by the reclen option.</p> <p>The following rules apply:</p> <ul style="list-style-type: none"> • No conversion between data types is performed, with the exception of BIGINT, INTEGER, and SMALLINT. • Data lengths must match their target column definitions. • FLOATs must be in IEEE Floating Point format. • Binary data in the load source file is assumed to be big-endian, regardless of the platform on which the load operation is running. <p>NULLs cannot be present in the data for columns affected by this modifier. Blanks (normally interpreted as NULL) are interpreted as a binary value when this modifier is used.</p>
nochecklengths	<p>If nochecklengths is specified, an attempt is made to load each row, even if the source data has a column definition that exceeds the size of the target table column. Such rows can be successfully loaded if code page conversion causes the source data to shrink; for example, 4-byte EUC data in the source could shrink to 2-byte DBCS data in the target, and require half the space. This option is particularly useful if it is known that the source data will fit in all cases despite mismatched column definitions.</p>

Table 19. Valid file type modifiers for the load utility: ASC file formats (Non-delimited ASCII) (continued)

Modifier	Description
nullindchar=x	<p>x is a single character. Changes the character denoting a NULL value to x. The default value of x is Y.²</p> <p>This modifier is case sensitive for EBCDIC data files, except when the character is an English letter. For example, if the NULL indicator character is specified to be the letter N, then n is also recognized as a NULL indicator.</p>
packeddecimal	<p>Loads packed-decimal data directly, since the binarynumerics modifier does not include the DECIMAL field type.</p> <p>This option is supported only with positional ASC, using fixed length records specified by the reclen option.</p> <p>Supported values for the sign nibble are:</p> <pre data-bbox="548 653 797 705"> + = 0xC 0xA 0xE 0xF - = 0xD 0xB </pre> <p>NULLs cannot be present in the data for columns affected by this modifier. Blanks (normally interpreted as NULL) are interpreted as a binary value when this modifier is used.</p> <p>Regardless of the server platform, the byte order of binary data in the load source file is assumed to be big-endian; that is, when using this modifier on Windows operating systems, the byte order must not be reversed.</p> <p>This modifier cannot be used with the implieddecimal modifier.</p>
reclen=x	<p>x is an integer with a maximum value of 32 767. x characters are read for each row, and a newline character is not used to indicate the end of the row.</p>
striptblanks	<p>Truncates any trailing blank spaces when loading data into a variable-length field. If this option is not specified, blank spaces are kept.</p> <p>This option cannot be specified together with striptnulls. These are mutually exclusive options. This option replaces the obsolete t option, which is supported for earlier compatibility only.</p>
striptnulls	<p>Truncates any trailing NULLs (0x00 characters) when loading data into a variable-length field. If this option is not specified, NULLs are kept.</p> <p>This option cannot be specified together with striptblanks. These are mutually exclusive options. This option replaces the obsolete padwithzero option, which is supported for earlier compatibility only.</p>
zoneddecimal	<p>Loads zoned decimal data, since the binarynumerics modifier does not include the DECIMAL field type. This option is supported only with positional ASC, using fixed length records specified by the reclen option.</p> <p>Half-byte sign values can be one of the following value:</p> <pre data-bbox="548 1671 846 1717"> + = 0xC 0xA 0xE 0xF 0x3 - = 0xD 0xB 0x7 </pre> <p>Supported values for digits are 0x0 to 0x9.</p> <p>Supported values for zones are 0x3 and 0xF.</p>

Table 20. Valid file type modifiers for the load utility: DEL file formats (Delimited ASCII)

Modifier	Description
chardelx	<p>x is a single character string delimiter. The default value is a double quotation mark ("). The specified character is used in place of double quotation marks to enclose a character string.^{2,3} If you want to explicitly specify the double quotation mark (") as the character string delimiter, you should specify it as follows:</p> <pre data-bbox="548 415 815 457">modified by chardel""</pre> <p>The single quotation mark (') can also be specified as a character string delimiter as follows:</p> <pre data-bbox="548 562 815 604">modified by chardel''</pre>
coldelx	<p>x is a single character column delimiter. The default value is a comma (.). The specified character is used in place of a comma to signal the end of a column.^{2,3}</p>
decplusblank	<p>Plus sign character. Causes positive decimal values to be prefixed with a blank space instead of a plus sign (+). The default action is to prefix positive decimal values with a plus sign.</p>
decptx	<p>x is a single character substitute for the period as a decimal point character. The default value is a period (.). The specified character is used in place of a period as a decimal point character.^{2,3}</p>
delprioritychar	<p>The current default priority for delimiters is: record delimiter, character delimiter, column delimiter. This modifier protects existing applications that depend on the older priority by reverting the delimiter priorities to: character delimiter, record delimiter, column delimiter. Syntax:</p> <pre data-bbox="548 1129 1107 1161">db2 load ... modified by delprioritychar ...</pre> <p>For example, given the following DEL data file:</p> <pre data-bbox="548 1245 1107 1318">"Smith, Joshua",4000,34.98<row delimiter> "Vincent,<row delimiter>, is a manager", 4005,44.37<row delimiter></pre> <p>With the delprioritychar modifier specified, there will be only two rows in this data file. The second <row delimiter> will be interpreted as part of the first data column of the second row, while the first and the third <row delimiter> are interpreted as actual record delimiters. If this modifier is <i>not</i> specified, there will be three rows in this data file, each delimited by a <row delimiter>.</p>
keepblanks	<p>Preserves the leading and trailing blanks in each field of type CHAR, VARCHAR, LONG VARCHAR, or CLOB. Without this option, all leading and trailing blanks that are not inside character delimiters are removed, and a NULL is inserted into the table for all blank fields.</p> <p>The following example illustrates how to load data into a table called TABLE1, while preserving all leading and trailing spaces in the data file:</p> <pre data-bbox="548 1770 922 1843">db2 load from delfile3 of del modified by keepblanks insert into table1</pre>

Table 20. Valid file type modifiers for the load utility: DEL file formats (Delimited ASCII) (continued)

Modifier	Description
nochardel	The load utility will assume all bytes found between the column delimiters to be part of the column's data. Character delimiters will be parsed as part of column data. This option should not be specified if the data was exported using a Db2 database system (unless nochardel was specified at export time). It is provided to support vendor data files that do not have character delimiters. Improper usage might result in data loss or corruption. This option cannot be specified with chardelx , delprioritychar or nodoubledel . These are mutually exclusive options.
nodoubledel	Suppresses recognition of double character delimiters.

Table 21. Valid file type modifiers for the load utility: IXF file format

Modifier	Description
forcein	Directs the utility to accept data despite code page mismatches, and to suppress translation between code pages. Fixed length target fields are checked to verify that they are large enough for the data. If nochecklengths is specified, no checking is done, and an attempt is made to load each row.
nochecklengths	If nochecklengths is specified, an attempt is made to load each row, even if the source data has a column definition that exceeds the size of the target table column. Such rows can be successfully loaded if code page conversion causes the source data to shrink; for example, 4-byte EUC data in the source could shrink to 2-byte DBCS data in the target, and require half the space. This option is particularly useful if it is known that the source data will fit in all cases despite mismatched column definitions.

Notes

1. Double quotation marks around the date format string are mandatory. Field separators cannot contain any of the following characters: a-z, A-Z, and 0-9. The field separator should not be the same as the character delimiter or field delimiter in the DEL file format. A field separator is optional if the start and end positions of an element are unambiguous. Ambiguity can exist if (depending on the modifier) elements such as D, H, M, or S are used, because of the variable length of the entries.

For time stamp formats, care must be taken to avoid ambiguity between the month and the minute descriptors, since they both use the letter M. A month field must be adjacent to other date fields. A minute field must be adjacent to other time fields. Following are some ambiguous time stamp formats:

```
"M" (could be a month, or a minute)
"M:M" (Which is which?)
"M:YYYY:M" (Both are interpreted as month.)
"S:M:YYYY" (adjacent to both a time value and a date value)
```

In ambiguous cases, the utility will report an error message, and the operation will fail.

Following are some unambiguous time stamp formats:

```
"M:YYYY" (Month)
"S:M" (Minute)
"M:YYYY:S:M" (Month...Minute)
"M:H:YYYY:M:D" (Minute...Month)
```

Some characters, such as double quotation marks and backslashes, must be preceded by an escape character (for example, \).

- Character values provided for the **chardel**, **coldel**, or **decpt** file type modifiers must be specified in the code page of the source data.

The character code point (instead of the character symbol), can be specified using the syntax xJJ or OxJJ, where JJ is the hexadecimal representation of the code point. For example, to specify the # character as a column delimiter, use one of the following statements:

```
... modified by coldel# ...
... modified by coldel0x23 ...
... modified by coldelX23 ...
```

- "Delimiter considerations for moving data" lists restrictions that apply to the characters that can be used as delimiter overrides.
- The load utility does not issue a warning if an attempt is made to use unsupported file types with the **MODIFIED BY** option. If this is attempted, the load operation fails, and an error code is returned.
- When multiple modifiers suffixed with **ignore**, **include**, **missing**, and **override** are specified, they are applied in the order that they are listed. In the following statement, data for implicitly hidden columns that are not identity columns is included in the input data. While data for all identity columns, regardless of their implicitly hidden status, is not.

```
db2 load from delfile1 of del modified by
  implicitlyhiddeninclude identitymissing insert into table1
```

However, changing the order of the file type modifiers in the following statement means that data for all implicitly hidden columns (including hidden identity columns) is included in the input data. While data for identity columns that are not implicitly hidden is not.

```
db2 load from delfile1 of del modified by
  identitymissing implicitlyhiddeninclude insert into table1
```

<i>Table 22. LOAD behavior when using code page and usegraphiccodepage</i>		
codepage=N	usegraphiccodepage	LOAD behavior
Absent	Absent	All data in the file is assumed to be in the database code page, not the application code page, even if the CLIENT option is specified.
Present	Absent	All data in the file is assumed to be in code page N. Warning: Graphic data will be corrupted when loaded into the database if N is a single-byte code page.
Absent	Present	Character data in the file is assumed to be in the database code page, even if the CLIENT option is specified. Graphic data is assumed to be in the code page of the database graphic data, even if the CLIENT option is specified. If the database code page is single-byte, then all data is assumed to be in the database code page. Warning: Graphic data will be corrupted when loaded into a single-byte database.

Table 22. LOAD behavior when using code page and usegraphiccodepage (continued)

codepage=N	usegraphiccodepage	LOAD behavior
Present	Present	<p>Character data is assumed to be in code page N. Graphic data is assumed to be in the graphic code page of N.</p> <p>If N is a single-byte or double-byte code page, then all data is assumed to be in code page N.</p> <p>Warning: Graphic data will be corrupted when loaded into the database if N is a single-byte code page.</p>

PRUNE HISTORY/LOGFILE command using the *ADMIN_CMD* procedure

The **PRUNE HISTORY/LOGFILE** commands are used to delete entries from the recovery history file or to delete log files from the active log file path. Deleting entries from the recovery history file might be necessary if the file becomes excessively large and the retention period is high.

Although the **PRUNE HISTORY** command deletes entries from the history file, by default, the command will always retain entries belonging to the most recent restore set. This is to ensure that in the unlikely event of a failure a database can be recovered. The most recent restore set consists of the entries belonging to the most recent full database backup image plus any other objects that are associated with it, for example, log archives, load copy images, table space backup images and incremental/delta backup images. If entries belonging to the most recent restore set are not required then these entries can be deleted by specifying the **WITH FORCE OPTION** on the **PRUNE HISTORY** command.

In a partitioned environment, the **PRUNE HISTORY** command only performs on the database partition it is issued on. To prune the history on multiple partitions, you can either issue the **PRUNE HISTORY** command from each individual database partition, or use the db2_a11 prefix to run the **PRUNE HISTORY** command on all database partitions.

Important: The **PRUNE LOGFILE** command is deprecated and might be removed in a future release. Use the **PRUNE HISTORY** command instead.

Authorization

One of the following authorities:

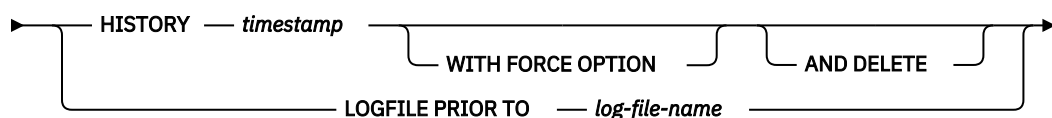
- SYSADM
- SYSCTRL
- SYSMANT
- DBADM

Required connection

Database

Command syntax

➤ PRUNE ➔



Command parameters

HISTORY *timestamp*

Identifies a range of entries in the recovery history file that will be deleted. A complete time stamp (in the form *yyyymmddhhmmss*), or an initial prefix (minimum *yyyy*) can be specified. All entries with time stamps equal to or less than the time stamp provided are deleted from the recovery history file. When an initial prefix is specified, the unspecified components of the time stamp are interpreted as *yyyy0101000000*.

WITH FORCE OPTION

Specifies that entries will be pruned according to the time stamp specified, even if some entries from the most recent restore set are deleted from the file.

AND DELETE

Specifies that the associated log archives will be physically deleted (based on the location information) when the history file entry is removed. This option is especially useful for ensuring that archive storage space is recovered when log archives are no longer needed. If you are archiving logs via a user exit program, the logs cannot be deleted using this option.

If you set the **auto_del_rec_obj** database configuration parameter to ON, calling **PRUNE HISTORY** with the **AND DELETE** parameter will also physically delete backup images and load copy images if their history file entry is pruned.

LOGFILE PRIOR TO *log-file-name*

Specifies a string for a log file name, for example *S0000100.LOG*. All log files before (but not including) the specified log file will be deleted. The **logarchmeth1** database configuration parameter must be set to a value other than **OFF**.

Note: This value is not supported in Db2 pureScale environments.

Usage notes

If the **WITH FORCE OPTION** is used, you might delete entries that are required for automatic restoration of databases. Manual restores will still work correctly. Use of this command can also prevent the **db2ckrst** utility from being able to correctly analyze the complete chain of required backup images. Using the **PRUNE HISTORY** command without the **WITH FORCE OPTION** prevents required entries from being deleted.

Those entries with status **DB2HISTORY_STATUS_DO_NOT_DELETE** will not be pruned. If the **WITH FORCE OPTION** is used, then objects marked as **DB2HISTORY_STATUS_DO_NOT_DELETE** will still be pruned or deleted. You can set the status of recovery history file entries to **DB2HISTORY_STATUS_DO_NOT_DELETE** using the **UPDATE HISTORY** command, the **ADMIN_CMD** with **UPDATE_HISTORY**, or the **db2HistoryUpdate** API. You can use the **DB2HISTORY_STATUS_DO_NOT_DELETE** status to prevent key recovery history file entries from being pruned and to prevent associated recovery objects from being deleted.

You can prune snapshot backup database history file entries using the **PRUNE HISTORY** command, but you cannot delete the related physical recovery objects using the **AND DELETE** parameter. The only way to delete snapshot backup object is to use the **db2acsutil** command.

QUIESCE DATABASE *command using the ADMIN_CMD procedure*

Scope

QUIESCE DATABASE results in all objects in the database being in the quiesced mode. Only the allowed user or group and **SYSADM**, **SYSMAINT**, **DBADM**, or **SYSCTRL** will be able to access the database or its objects.

If a database is in the **SUSPEND_WRITE** state, it cannot be put in quiesced mode.

Authorization

One of the following authorities:

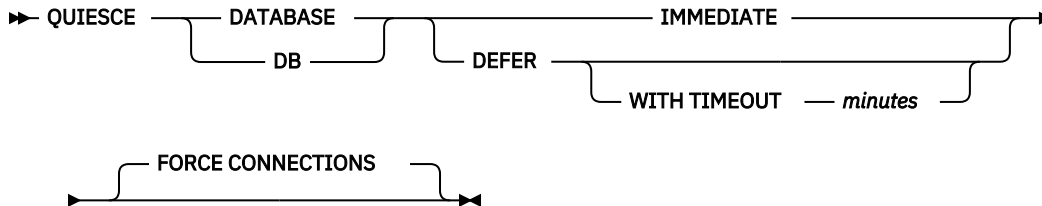
For database level quiesce:

- SYSADM
- DBADM

Required connection

Database

Command syntax



Command parameters

DEFER

Wait for applications until they commit the current unit of work.

WITH TIMEOUT *minutes*

Specifies a time, in minutes, to wait for applications to commit the current unit of work. If no value is specified, in a single-partition database environment, the default value is 10 minutes. In a partitioned database environment the value specified by the **start_stop_time** database manager configuration parameter will be used.

IMMEDIATE

Do not wait for the transactions to be committed, immediately roll back the transactions.

FORCE CONNECTIONS

Force the connections off.

DATABASE

Quiesce the database. All objects in the database will be placed in quiesced mode. Only specified users in specified groups and users with SYSADM, SYSMANT, DBADM and SYSCTRL authority will be able to access to the database or its objects.

Usage notes

- After **QUIESCE DATABASE**, users with SYSADM, SYSMANT, SYSCTRL, or DBADM authority, and GRANT or REVOKE privileges can designate who will be able to connect. This information will be stored permanently in the database catalog tables.

For example,

```
grant quiesce_connect on database to username/groupname
revoke quiesce_connect on database from username/groupname
```

- In a Db2 pureScale environment, after quiescing a database and restarting the instance, the database will remain quiesced across all members. An explicit **UNQUIESCE DATABASE** command is required to remove the quiesce state.
- In a Db2 pureScale environment, after quiescing an instance and restarting the instance, the instance will remain quiesced across all members. An explicit **UNQUIESCE INSTANCE** command is required to remove the quiesce state.

QUIESCE TABLESPACES FOR TABLE command using the *ADMIN_CMD* procedure

The **QUIESCE TABLESPACES FOR TABLE** command quiescs table spaces for a table. There are three valid quiesce modes: share, intent to update, and exclusive.

There are three possible states resulting from the quiesce function:

- Quiesced: SHARE
- Quiesced: UPDATE
- Quiesced: EXCLUSIVE

Scope

In a single-partition environment, this command quiescs all table spaces involved in a load operation in exclusive mode for the duration of the load operation. In a partitioned database environment, this command acts locally on a database partition. It quiescs only that portion of table spaces belonging to the database partition on which the load operation is performed. For partitioned tables, all of the table spaces listed in SYSDATAPARTITIONS.TBSPACEID and SYSDATAPARTITIONS.LONG_TBSPACEID associated with a table and with a status of normal, attached or detached, (for example, SYSDATAPARTITIONS.STATUS of 'N', 'A' or 'D') are quiesced.

Authorization

One of the following authorities:

- SYSADM
- SYSCTRL
- SYSMAINT
- DBADM
- LOAD

Required connection

Database

Command syntax

➤ QUIESCE TABLESPACES FOR TABLE 



Command parameters

TABLE

tablename

Specifies the unqualified table name. The table cannot be a system catalog table.

schema.tablename

Specifies the qualified table name. If *schema* is not provided, the CURRENT SCHEMA will be used. The table cannot be a system catalog table.

SHARE

Specifies that the quiesce is to be in share mode.

When a "quiesce share" request is made, the transaction requests intent share locks for the table spaces and a share lock for the table. When the transaction obtains the locks, the state of the table spaces is changed to QUIESCED SHARE. The state is granted to the quiescer only if there is no conflicting state held by other users. The state of the table spaces, along with the authorization ID and the database agent ID of the quiescer, are recorded in the table space table, so that the state is persistent. The table cannot be changed while the table spaces for the table are in QUIESCED SHARE state. Other share mode requests to the table and table spaces are allowed. When the transaction commits or rolls back, the locks are released, but the table spaces for the table remain in QUIESCED SHARE state until the state is explicitly reset.

INTENT TO UPDATE

Specifies that the quiesce is to be in intent to update mode.

When a "quiesce intent to update" request is made, the table spaces are locked in intent exclusive (IX) mode, and the table is locked in update (U) mode. The state of the table spaces is recorded in the table space table.

EXCLUSIVE

Specifies that the quiesce is to be in exclusive mode.

When a "quiesce exclusive" request is made, the transaction requests super exclusive locks on the table spaces, and a super exclusive lock on the table. When the transaction obtains the locks, the state of the table spaces changes to QUIESCED EXCLUSIVE. The state of the table spaces, along with the authorization ID and the database agent ID of the quiescer, are recorded in the table space table. Since the table spaces are held in super exclusive mode, no other access to the table spaces is allowed. The user who invokes the quiesce function (the quiescer) has exclusive access to the table and the table spaces.

RESET

Specifies that the state of the table spaces is to be reset to normal. A quiesce state cannot be reset if the connection that issued the quiesce request is still active.

When a quiescer issues a reset, only the quiesce mode for that quiescer is reset. If there are multiple quiescers, then the state of the table space will appear unchanged.

When working with a system-period temporal table and its associated history table, the reset operation must be performed on the same table that was used to originally set the quiesce mode.

Example

Usage notes

This command is not supported in Db2 pureScale environments.

A quiesce is a persistent lock. Its benefit is that it persists across transaction failures, connection failures, and even across system failures (such as power failure, or reboot).

A quiesce is owned by a connection. If the connection is lost, the quiesce remains, but it has no owner, and is called a *phantom quiesce*. For example, if a power outage caused a load operation to be interrupted during the delete phase, the table spaces for the loaded table would be left in quiesce exclusive state. Upon database restart, this quiesce would be an unowned (or phantom) quiesce. The removal of a phantom quiesce requires a connection with the same user ID used when the quiesce mode was set.

To remove a phantom quiesce:

1. Connect to the database with the same user ID used when the quiesce mode was set.
2. Use the **LIST TABLESPACES** command to determine which table space is quiesced.
3. Re-quiesce the table space using the current quiesce state. For example:

Once completed, the new connection owns the quiesce, and the load operation can be restarted.

There is a limit of five quiescers on a table space at any given time.

A quiescer can alter the state of a table space from a less restrictive state to a more restrictive one (for example, S to U, or U to X). If a user requests a state lower than one that is already held, the original state is returned. States are not downgraded.

When quiescing against a system-period temporal table, all the tables paces associated with the system-period temporal table and the history table are quiesced. When quiescing against a history table, all the tables paces associated with the history table, and the associated system-period temporal table are quiesced.

REDISTRIBUTE DATABASE PARTITION GROUP command using the *ADMIN_CMD* procedure

The **REDISTRIBUTE DATABASE PARTITION GROUP** command redistributes data across the partitions in a database partition group. This command affects all objects present in the database partition group and cannot be restricted to one object alone.

Scope

This command affects all database partitions in the database partition group.

Authorization

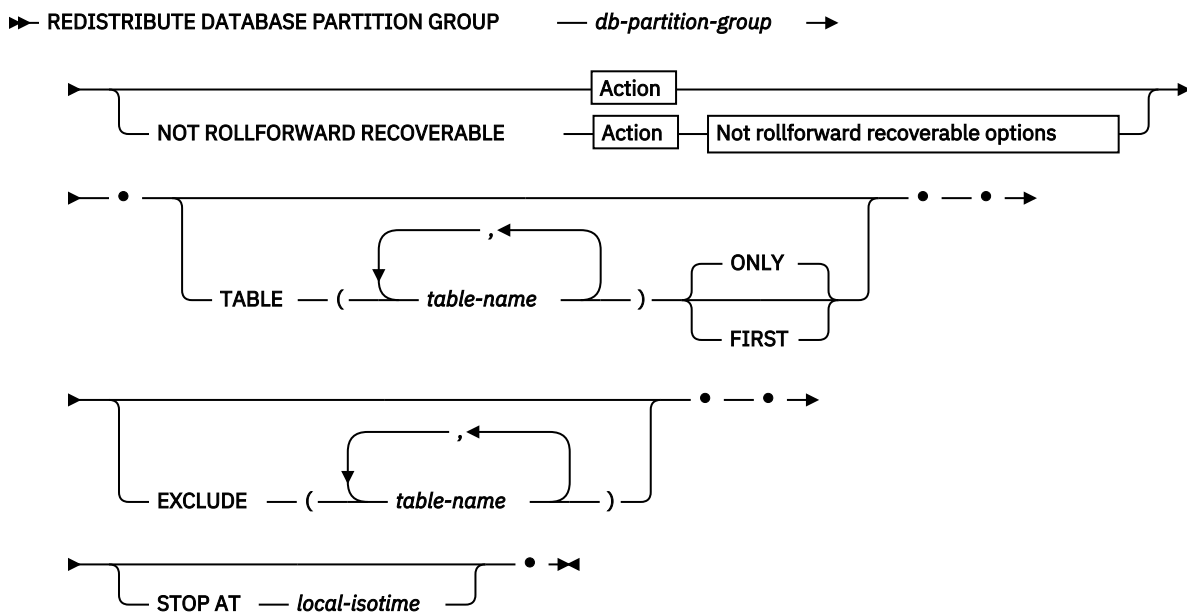
One of the following authorities is required:

- SYSADM
- SYSCTRL
- DBADM

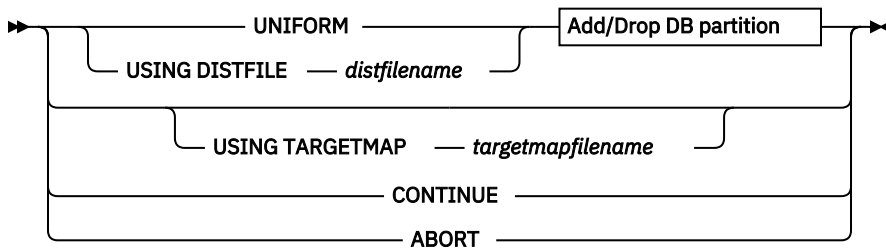
In addition, one of the following groups of authorizations is also required:

- DELETE, INSERT, and SELECT privileges on all tables in the database partition group being redistributed
- DELETEIN, INSERTIN, and SELECTIN privileges on the schemas of all tables in the database partition group being redistributed
- DATAACCESS authority on the schemas of all tables in the database partition group being redistributed
- DATAACCESS authority

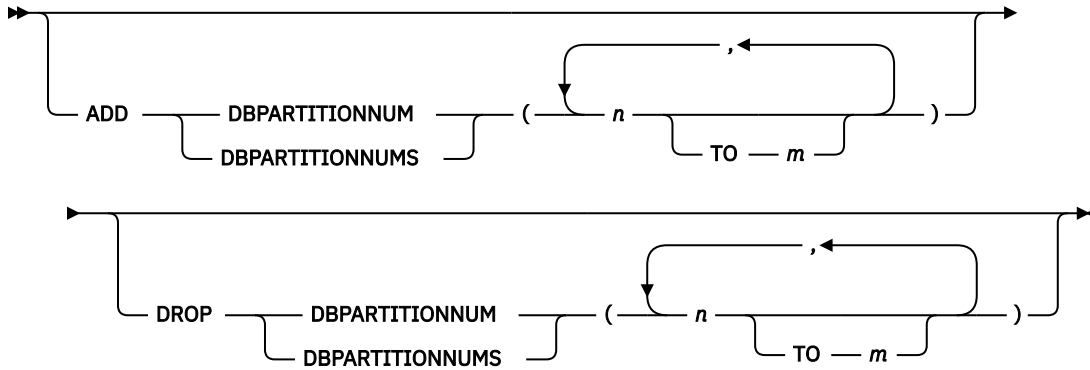
Command syntax



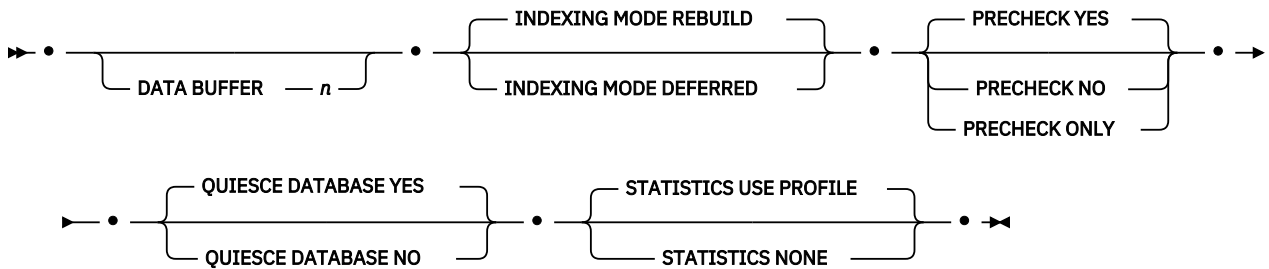
Action



Add/Drop DB partition



Not rollforward recoverable options



Command parameters

DATABASE PARTITION GROUP *db-partition-group*

The name of the database partition group. This one-part name identifies a database partition group described in the SYSCAT.DBPARTITIONGROUPS catalog table. The database partition group cannot currently be undergoing redistribution.

Note: Tables in the IBMCATGROUP and the IBMTEMPGROUP database partition groups cannot be redistributed.

NOT ROLLFORWARD RECOVERABLE

When this option is used, the **REDISTRIBUTE DATABASE PARTITION GROUP** command is not rollforward recoverable.

- Data is moved in bulk instead of by internal insert and delete operations. This reduces the number of times that a table must be scanned and accessed, which results in better performance.
- Log records are no longer required for each of the insert and delete operations. This means that you no longer need to manage large amounts of active log space and log archiving space in your system when performing data redistribution.
- When using the **REDISTRIBUTE DATABASE PARTITION GROUP** command with the **NOT ROLLFORWARD RECOVERABLE** option, the redistribute operation uses the **INDEXING MODE DEFERRED** option for tables that contain XML columns. If a table does not contain an XML column, the redistribute operation uses the indexing mode specified when issuing the command.

When this option is *not* used, extensive logging of all row movement is performed such that the database can be recovered later in the event of any interruptions, errors, or other business need.

This option is not supported for column-organized tables.

UNIFORM

Specifies that the data is uniformly distributed across hash partitions (that is, every hash partition is assumed to have the same number of rows), but the same number of hash partitions do not map to each database partition. After redistribution, all database partitions in the database partition group have approximately the same number of hash partitions.

USING DISTFILE *distfilename*

If the distribution of distribution key values is skewed, use this option to achieve a uniform redistribution of data across the database partitions of a database partition group.

Use the *distfilename* to indicate the current distribution of data across the 32 768 hash partitions.

Use row counts, byte volumes, or any other measure to indicate the amount of data represented by each hash partition. The utility reads the integer value associated with a partition as the weight of that partition. When a *distfilename* is specified, the utility generates a target distribution map that it uses to redistribute the data across the database partitions in the database partition group as uniformly as possible. After the redistribution, the weight of each database partition in the database partition group is approximately the same (the weight of a database partition is the sum of the weights of all hash partitions that map to that database partition).

For example, the input distribution file might contain entries as follows:

```
10223
1345
112000
0
100
...
```

In the example, hash partition 2 has a weight of 112000, and partition 3 (with a weight of 0) has no data mapping to it at all.

The *distfilename* should contain 32 768 positive integer values in character format. The sum of the values should be less than or equal to 4 294 967 295.

USING TARGETMAP *targetmapfilename*

The file specified in *targetmapfilename* is used as the target distribution map. Data redistribution is done according to this file.

The *targetmapfilename* should contain 32 768 integers, each representing a valid database partition number. The number on any row maps a hash value to a database partition. This means that if row *X* contains value *Y*, then every record with HASHEDVALUE() of *X* is to be located on database partition *Y*.

If a database partition, included in the target map, is not in the database partition group, an error is returned. Issue ALTER DATABASE PARTITION GROUP ADD DBPARTITIONNUM statement before running **REDISTRIBUTE DATABASE PARTITION GROUP** command.

If a database partition, excluded from the target map, is in the database partition group, that database partition will not be included in the partitioning. Such a database partition can be dropped using ALTER DATABASE PARTITION GROUP DROP DBPARTITIONNUM statement either before or after the **REDISTRIBUTE DATABASE PARTITION GROUP** command.

CONTINUE

Continues a previously failed or stopped **REDISTRIBUTE DATABASE PARTITION GROUP** operation. If none occurred, an error is returned.

ABORT

Aborts a previously failed or stopped **REDISTRIBUTE DATABASE PARTITION GROUP** operation. If none occurred, an error is returned.

ADD

DBPARTITIONNUM *n*

TO *m*

n or *n TO m* specifies a list or lists of database partition numbers which are to be added into the database partition group. Any specified partition must not already be defined in the database partition group (SQLSTATE 42728). This is equivalent to executing the ALTER DATABASE PARTITION GROUP statement with ADD DBPARTITIONNUM clause specified.

DBPARTITIONNUMS *n*

TO *m*

n or *n TO m* specifies a list or lists of database partition numbers which are to be added into the database partition group. Any specified partition must not already be defined in the database partition group (SQLSTATE 42728). This is equivalent to executing the ALTER DATABASE PARTITION GROUP statement with ADD DBPARTITIONNUM clause specified.

Note:

1. When a database partition is added using this option, containers for table spaces are based on the containers of the corresponding table space on the lowest numbered existing partition in the database partition group. If this would result in a naming conflict among containers, which could happen if the new partitions are on the same physical machine as existing containers, this option should not be used. Instead, the ALTER DATABASE PARTITION GROUP statement should be used with the WITHOUT TABLESPACES option before issuing the **REDISTRIBUTE DATABASE PARTITION GROUP** command. Table space containers can then be created manually specifying appropriate names.
2. Data redistribution might create table spaces for all new database partitions if the **ADD DBPARTITIONNUMS** parameter is specified.

DROP

DBPARTITIONNUM *n*

TO *m*

n or *n TO m* specifies a list or lists of database partition numbers which are to be dropped from the database partition group. Any specified partition must already be defined in the database partition group (SQLSTATE 42729). This is equivalent to executing the ALTER DATABASE PARTITION GROUP statement with the DROP DBPARTITIONNUM clause specified.

DBPARTITIONNUMS *n*

TO *m*

n or *n TO m* specifies a list or lists of database partition numbers which are to be dropped from the database partition group. Any specified partition must already be defined in the database partition group (SQLSTATE 42729). This is equivalent to executing the ALTER DATABASE PARTITION GROUP statement with the DROP DBPARTITIONNUM clause specified.

TABLE *tablename*

Specifies a table order for redistribution processing.

ONLY

If the table order is followed by the **ONLY** keyword (which is the default), then, only the specified tables will be redistributed. The remaining tables can be later processed by **REDISTRIBUTE CONTINUE** commands. This is the default.

FIRST

If the table order is followed by the **FIRST** keyword, then, the specified tables will be redistributed with the given order and the remaining tables in the database partition group will be redistributed with random order.

EXCLUDE *tablename*

Specifies tables to omit from redistribution processing. For example, you can temporarily omit a table until you can configure it to meet the requirements for data redistribution. The omitted tables can be later processed by **REDISTRIBUTE CONTINUE** commands.

STOP AT *local-isotime*

When this option is specified, before beginning data redistribution for each table, the *local-isotime* is compared with the current local timestamp. If the specified *local-isotime* is equal to or earlier than the current local timestamp, the utility stops with a warning message. Data redistribution processing of tables in progress at the stop time will complete without interruption. No new data redistribution processing of tables begins. The unprocessed tables can be redistributed using the **CONTINUE** option. This *local-isotime* value is specified as a time stamp, a 7-part character string that identifies a combined date and time. The format is *yyyy-mm-dd-hh.mm.ss.nnnnnn* (year, month, day, hour, minutes, seconds, microseconds) expressed in local time.

DATA BUFFER *n*

Specifies the number of 4 KB pages to use as buffered space for transferring data within the utility. This command parameter can be used only when the **NOT ROLLFORWARD RECOVERABLE** parameter is also specified.

If the value specified is lower than the minimum supported value, the minimum value is used and no warning is returned. If a **DATA BUFFER** value is not specified, an intelligent default is calculated by the utility at runtime at the beginning of processing each table. Specifically, the default is to use 50% of the memory available in the utility heap at the time redistribution of the table begins and to take into account various table properties as well.

This memory is allocated directly from the utility heap, whose size can be modified through the **util_heap_sz** database configuration parameter. The value of the **DATA BUFFER** parameter of the **REDISTRIBUTE DATABASE PARTITION GROUP** command can temporarily exceed **util_heap_sz** if more memory is available in the system.

INDEXING MODE

Specifies how indexes are maintained during redistribution. This command parameter can be used only when the **NOT ROLLFORWARD RECOVERABLE** parameter is also specified.

Valid values are:

REBUILD

Indexes will be rebuilt from scratch. Indexes do not have to be valid to use this option. As a result of using this option, index pages will be clustered together on disk.

DEFERRED

Redistribute will not attempt to maintain any indexes. Indexes will be marked as needing a refresh. The first access to such indexes might force a rebuild, or indexes might be rebuilt when the database is restarted.

Note: For non-MDC and non-ITC tables, if there are invalid indexes on the tables, the **REDISTRIBUTE DATABASE PARTITION GROUP** command automatically rebuilds them if you do not specify **INDEXING MODE DEFERRED**. For an MDC or ITC table, even if you specify **INDEXING MODE DEFERRED**, a composite index that is invalid is rebuilt before table redistribution begins because the utility needs the composite index to process an MDC or ITC table.

PRECHECK

Verifies that the database partition group can be redistributed. This command parameter can be used only when the **NOT ROLLFORWARD RECOVERABLE** parameter is also specified.

YES

This is the default value. The redistribution operation begins only if the verification completes successfully. If the verification fails, the command terminates and returns an error message related to the first check that failed.

NO

The redistribution operation begins immediately; no verification occurs.

ONLY

The command terminates after performing the verification; no redistribution occurs. By default it will not quiesce the database. If the **QUIESCE DATABASE** command parameter was set to YES or defaulted to a value of YES, the database remains quiesced. To restore connectivity to the database, perform the redistribution operation or issue **UNQUIESCE DATABASE** command.

QUIESCE DATABASE

Specifies to force all users off the database and put it into a quiesced mode. This command parameter can be used only when the **NOT ROLLFORWARD RECOVERABLE** parameter is also specified.

YES

This is the default value. Only users with SYSADM, SYSMAINT, or SYSCTRL authority or users who have been granted QUIESCE_CONNECT authority will be able to access the database or its objects. Once the redistribution completes successfully, the database is unquiesced.

NO

The redistribution operation does not quiesce the database; no users are forced off the database.

STATISTICS

Specifies that the utility should collect statistics for the tables that have a statistics profile. This command parameter can be used only when the **NOT ROLLFORWARD RECOVERABLE** parameter is also specified.

Specifying this option is more efficient than separately issuing the **RUNSTATS** command after the data redistribution is completed.

USE PROFILE

Statistics will be collected for the tables with a statistics profile. For tables without a statistics profile, nothing will be done. This is the default.

NONE

Statistics will not be collected for tables.

Examples

Redistribute database partition group DBPG_1 by providing the current data distribution through a data distribution file, `distfile_for_dbpg_1`. Move the data onto two new database partitions, 6 and 7.

Redistribute database partition group DBPG_2 such that:

- The redistribution is not rollforward recoverable;
- Data is uniformly distributed across hash partitions;
- Indexes are rebuilt from scratch;
- Statistics are not collected;
- 180,000 4 KB pages are used as buffered space for transferring the data.

This redistribution operation also quiesces the database and performs a precheck due to the default values for the **QUIESCE DATABASE** and **PRECHECK** command parameters.

Usage notes

- Before starting a redistribute operation, ensure that the tables are in normal state and not in "load pending" state or "reorg pending" state. Table states can be checked by using the **LOAD QUERY** command.
- When the **NOT ROLLFORWARD RECOVERABLE** option is specified and the database is a recoverable database, the first time the utility accesses a table space, it is put into the BACKUP PENDING state. All the tables in that table space will become read-only until the table space is backed-up, which can only be done when all tables in the table space have finished being redistributed.
- When a redistribution operation is running, it produces an event log file containing general information about the redistribution operation and information such as the starting and ending time of each table processed. This event log file is written to:
 - The `homeinst/sqllib/redist` directory on Linux and UNIX operating systems, using the following format for subdirectories and file name: `database-name.database-partition-group-name.timestamp.log`.
 - The `DB2INSTPROF\instance\redist` directory on Windows operating systems (where **DB2INSTPROF** is the value of the **DB2INSTPROF** registry variable), using the following format for

subdirectories and file name: *database-name.database-partition-group-name.timestamp.log*.

- The time stamp value is the time when the command was issued.
- This utility performs intermittent COMMITs during processing.
- All packages having a dependency on a table that has undergone redistribution are invalidated. It is recommended to explicitly rebind such packages after the redistribute database partition group operation has completed. Explicit rebinding eliminates the initial delay in the execution of the first SQL request for the invalid package. The redistribute message file contains a list of all the tables that have undergone redistribution.
- By default, the redistribute utility will update the statistics for those tables that have a statistics profile. For the tables without a statistics profile, it is recommended that you separately update the table and index statistics for these tables by calling the db2Runstats API or by issuing the **RUNSTATS** command after the redistribute operation has completed.
- Database partition groups containing replicated materialized query tables or tables defined with DATA CAPTURE CHANGES cannot be redistributed.
- Redistribution is not allowed if there are user temporary table spaces with existing declared temporary tables or created temporary tables in the database partition group.
- Options such as **INDEXING MODE** are ignored on tables, on which they do not apply, without warning. For example, **INDEXING MODE** will be ignored on tables without indexes.
- The **REDISTRIBUTE DATABASE PARTITION GROUP** command might fail (SQLSTATE 55071) if an add database partition server request is either pending or in progress. This command might also fail (SQLSTATE 55077) if a new database partition server is added online to the instance and not all applications are aware of the new database partition server.
- The REDISTRIBUTE DATABASE PARTITION GROUP command is not allowed if there is an outstanding asynchronous background process to create a column compression dictionary (SQL6056N).

Compatibilities

Tables containing XML columns that use the Db2 Version 9.5 or earlier XML record format cannot be redistributed. Use the ADMIN_MOVE_TABLE stored procedure to migrate the table to the new format.

REORG TABLE command using the ADMIN_CMD procedure

The **REORG TABLE** command reorganizes a table by reconstructing the rows to eliminate fragmented data, and by compacting information. On a partitioned table, you can reorganize a single partition.

Scope

This command affects all database partitions in the database partition group.

Authorization

One of the following authorities:

- SYSADM
- SYSCTRL
- SYSMAINT
- DBADM
- SQLADM
- CONTROL privilege on the table.

Required connection

Database

Command Syntax

For command syntax details, see the [REORG TABLE command](#).

Usage notes

For the full list of usage details, see the [REORG TABLE command](#).

Restrictions:

- For the full list of restrictions, see the [REORG TABLE command](#).

REORG INDEX/INDEXES command using the ADMIN_CMD procedure

REORG INDEX/INDEXES command using the ADMIN_CMD procedure re organizes index/indexes.

You can reorganize all indexes that are defined on a table by rebuilding the index data into unfragmented, physically contiguous pages. On a data partitioned table, you can reorganize a specific nonpartitioned index on a partitioned table, or you can reorganize all the partitioned indexes on a specific data partition.

If you specify the <parname>CLEANUP</parname> option of the index clause, cleanup is performed without rebuilding the indexes. You can cleanup a specific index on a table, or you can cleanup all of the indexes on the table.

This command cannot be used against indexes on declared temporary tables <ph rev="se022699_d1">or created temporary tables</ph> (SQLSTATE 42995).

Scope

This command affects all database partitions in the database partition group.

Authorization

One of the following authorities:

- SYSADM
- SYSCTRL
- SYSMAINT
- DBADM
- SQLADM
- CONTROL privilege on the table.

Required connection

Database

Command syntax

Please see the [REORG INDEX/INDEXES command](#) for command syntax details.

Examples

To clean up the pseudo deleted keys and pseudo empty pages in all the indexes on the EMPLOYEE table while you allow other transactions to read and update the table, enter:

```
db2 reorg indexes all for table homer.employee allow write
access cleanup
```

Usage notes

Please see the [REORG INDEX/INDEXES command](#) for the full list of usage details.

Restrictions:

- Please see the [REORG INDEX/INDEXES](#) command for the full list of restrictions.

RESET ALERT CONFIGURATION command using the *ADMIN_CMD* procedure

The **RESET ALERT CONFIGURATION** command resets the health indicator settings for specific objects to the current defaults for that object type or resets the current default health indicator settings for an object type to the install defaults.

Important: This command or API has been deprecated and might be removed in a future release because the health monitor has been deprecated. It is not supported in Db2 pureScale environments. For more information, see "Health monitor has been deprecated" at http://www.ibm.com/support/knowledgecenter/SSEPGG_9.7.0/com.ibm.db2.luw.wn.doc/doc/i0055045.html.

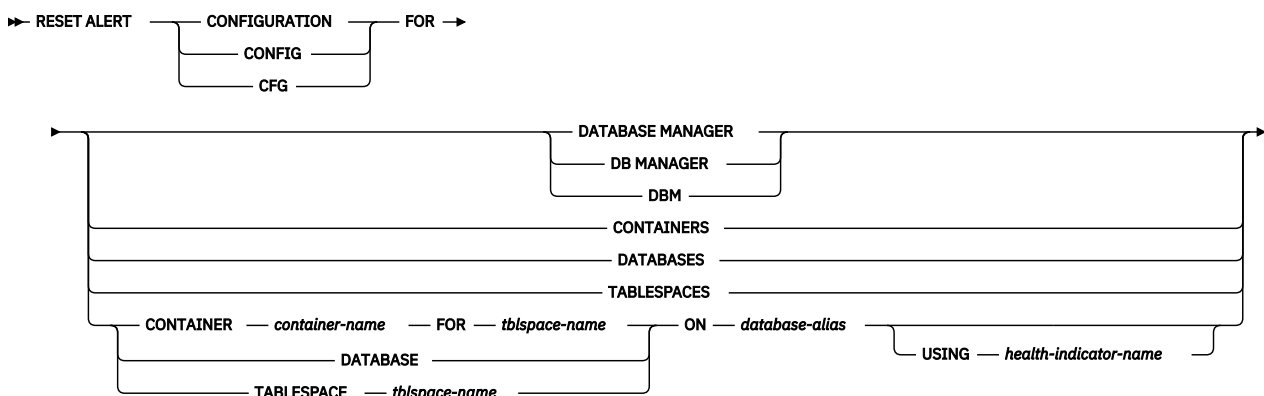
Authorization

One of the following authorities:

- SYSADM
- SYSMAINT
- SYSCTRL

Required connection

Command syntax



Command parameters

DATABASE MANAGER | DB MANAGER | DBM

Resets alert settings for the database manager.

CONTAINERS

Resets default alert settings for all table space containers managed by the database manager to the install default. These are the settings that apply to all table space containers that do not have custom settings. Custom settings are defined using the **CONTAINER** *container-name* **FOR** *tblspace-name* **ON** *database-alias* clause.

DATABASES

Resets alert settings for all databases managed by the database manager. These are the settings that apply to all databases that do not have custom settings. Custom settings are defined using the **DATABASE** **ON** *database-alias* clause.

TABLESPACES

Resets default alert settings for all table spaces managed by the database manager to the install default. These are the settings that apply to all table spaces that do not have custom settings. Custom settings are defined using the **TABLESPACE** *tblspace-name* **ON** *database-alias* clause.

CONTAINER *container-name* FOR *tblspace-name* ON *database-alias*

Resets the alert settings for the table space container called *container-name*, for the table space specified using the **FOR *tblspace-name*** clause, on the database specified using the **ON *database-alias*** clause. If this table space container has custom settings, then these settings are removed and the current table space containers default is used.

DATABASE ON *database-alias*

Resets the alert settings for the database specified using the **ON *database-alias*** clause. If this database has custom settings, then these settings are removed and the install default is used.

TABLESPACE *tblspace-name* ON *database-alias*

Resets the alert settings for the table space called *tblspace-name*, on the database specified using the **ON *database-alias*** clause. If this table space has custom settings, then these settings are removed and the install default is used.

USING *health-indicator-name*

Specifies the set of health indicators for which alert configuration will be reset. Health indicator names consist of a two-letter object identifier followed by a name that describes what the indicator measures. For example:

```
db.sort_privmem_util
```

If you do not specify this option, all health indicators for the specified object or object type will be reset.

RESET DATABASE CONFIGURATION command using the ADMIN_CMD procedure

The **RESET DATABASE CONFIGURATION** command resets the configuration of a specific database to the system defaults.

Scope

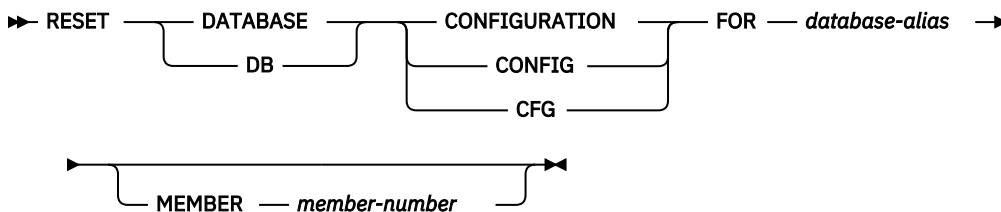
Authorization

One of the following authorities:

- SYSADM
- SYSCTRL
- SYSMAINT

Required connection

Command syntax



Command parameters

FOR *database-alias*

Specifies the alias of the database whose configuration is to be reset to the system defaults.

MEMBER *member-number*

If a database configuration reset is to be applied to a specific member, this parameter may be used. If this parameter is not provided, the reset will take effect on all members.

Usage notes

To change the value of a configurable parameter, use the **UPDATE DATABASE CONFIGURATION** command.

Changes to the database configuration file become effective only after they are loaded into memory. All applications must disconnect from the database before this can occur.

If an error occurs, the database configuration file does not change.

The database configuration file cannot be reset if the checksum is invalid. This might occur if the database configuration file is changed without using the appropriate command. If this happens, the database must be restored to reset the database configuration file.

The **RESET DATABASE CONFIGURATION** command will reset the database configuration parameters to the documented default configuration values, where **auto_runstats** will be ON. **Self_tuning_mem** will be reset to ON on non-partitioned database environments and to OFF on partitioned database environments.

The **RESET DATABASE CONFIGURATION** command does not change the database configuration parameters **ENCRLIB** and **ENCROPTS**. The **RESET DATABASE CONFIGURATION** command is not done through a database connection, so Db2 is not able to determine whether a user holds SECADM authority.

Compatibilities

For compatibility with previous versions:

- **DBPARTITIONNUM** can be substituted for **MEMBER**, except when the **DB2_ENFORCE_MEMBER_SYNTAX** registry variable is set to ON.

RESET DATABASE MANAGER CONFIGURATION command using the ADMIN_CMD procedure

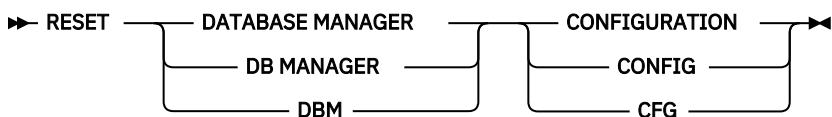
The **RESET DATABASE MANAGER CONFIGURATION** command resets the parameters in the database manager configuration file to the system defaults. The values are reset by node type.

Authorization

SYSADM

Required connection

Command syntax



Command parameters

None

Usage notes

This command resets all parameters set by the installation program. This could cause error messages to be returned when restarting Db2. For example, if the **svcename** parameter is reset, the user will receive the SQL5043N error message when trying to restart Db2.

It is not recommended that the **svcename** parameter, set by the installation program, be modified by the user.

For more information about these parameters, refer to the summary list of configuration parameters and the individual parameters.

Some changes to the database manager configuration file become effective only after they are loaded into memory. For more information about which parameters are configurable online and which ones are not, see the configuration parameter summary. Server configuration parameters that are not reset immediately are reset during execution of **db2start**. For a client configuration parameter, parameters are reset the next time you restart the application. If the client is the command line processor, it is necessary to invoke **TERMINATE**.

If an error occurs, the database manager configuration file does not change.

The database manager configuration file cannot be reset if the checksum is invalid. This might occur if you edit the configuration file manually and do not use the appropriate command. If the checksum is invalid, you must re-create the instance.

REWIND TAPE command using the ADMIN_CMD procedure

The **REWIND TAPE** command rewinds tapes for backup and restore operations to streaming tape devices. This command is only supported on Windows operating systems.

Authorization

One of the following authorities:

- SYSADM
- SYSCTRL
- SYSMANT

Required connection

Command syntax

► REWIND TAPE — ON — *device* ►

Command parameters

ON *device*

Specifies a valid tape device name. The default value is \\ . \TAPE0.

RUNSTATS command using the ADMIN_CMD procedure

The **RUNSTATS** command updates statistics in the system catalog about the characteristics of a table, associated indexes, or statistical views. These characteristics include number of records, number of pages, and average record length. The optimizer uses these statistics to determine access paths to the data.

For a table, call the **RUNSTATS** command when the table had many updates, or after the table is reorganized. For a statistical view, call the **RUNSTATS** command when changes to underlying tables substantially affected the rows that are returned by the view. The view must be previously enabled for use in query optimization by using the ALTER VIEW statement.

Scope

You can issue the **RUNSTATS** command from any database partition in the db2nodes . cfg file. You can use the command to update the catalogs on the catalog database partition.

For tables, this command collects statistics for a table on the database partition from which it is invoked. If the table does not exist on that database partition, the first database partition in the database partition group is selected.

For views, this command collects statistics by using data from tables on all participating database partitions.

Authorization

For a table, you require one of the following authorities:

- SYSADM
- SYSCTRL
- SYSMAINT
- DBADM
- LOAD
- SQLADM
- SCHEMAADM on the schema of the table
- CONTROL privilege on the table

You do not need any explicit privilege to use this command on any declared temporary table that exists within its connection.

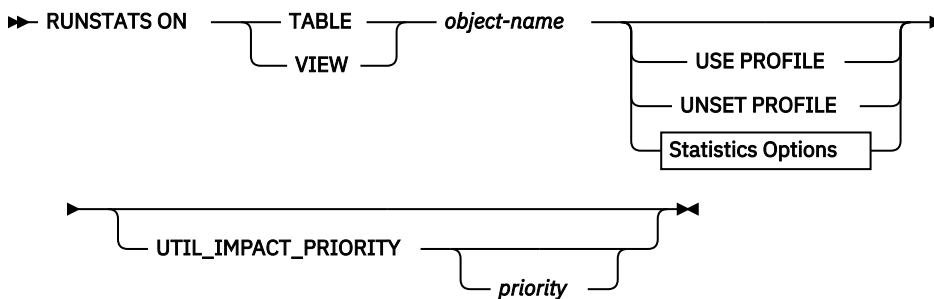
For statistical views, one of the following authorities:

- SYSADM
- SYSCTRL
- SYSMAINT
- DBADM
- LOAD
- SQLADM
- SCHEMAADM on the schema of the view
- CONTROL privilege on the statistical view

Required connection

Database

Command syntax



Statistics Options

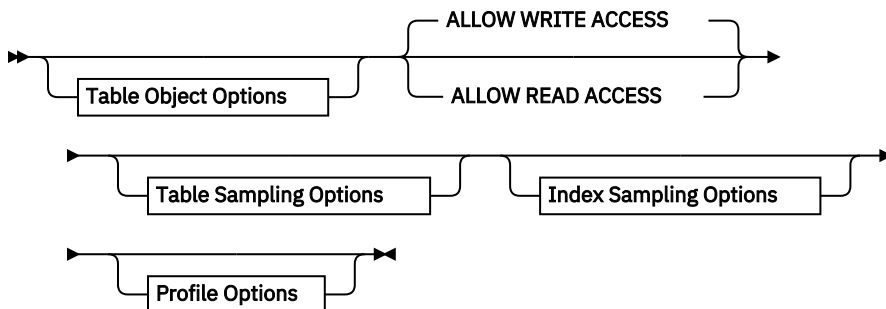


Table Object Options

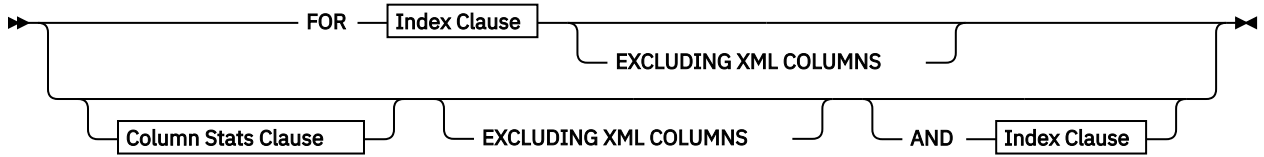
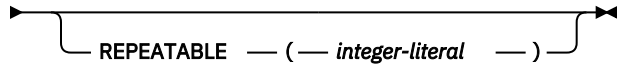
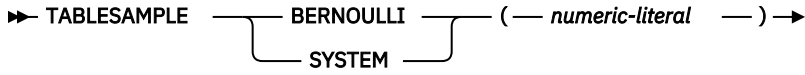
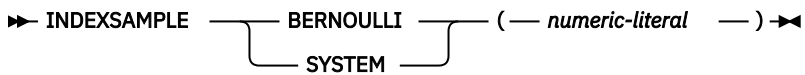


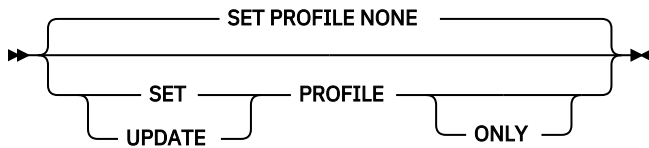
Table Sampling Options



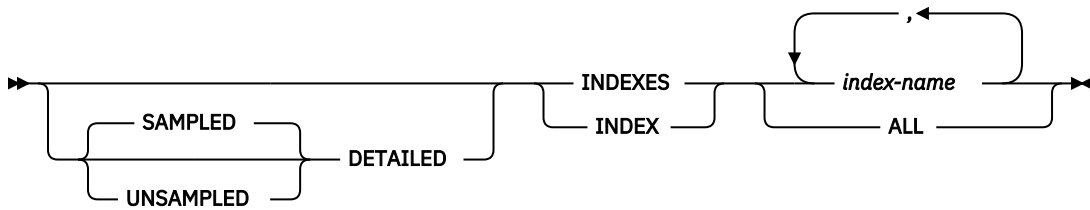
Index Sampling Options



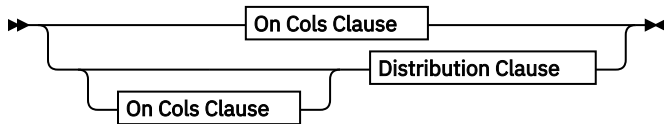
Profile Options



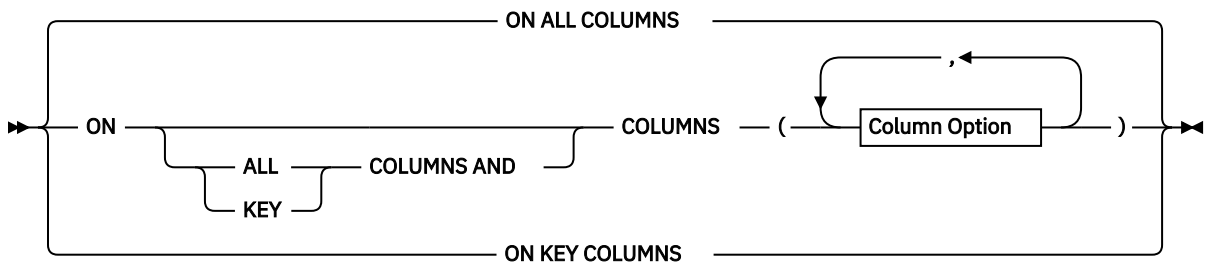
Index Clause



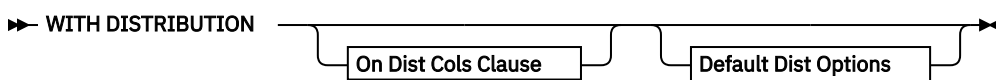
Column Stats Clause



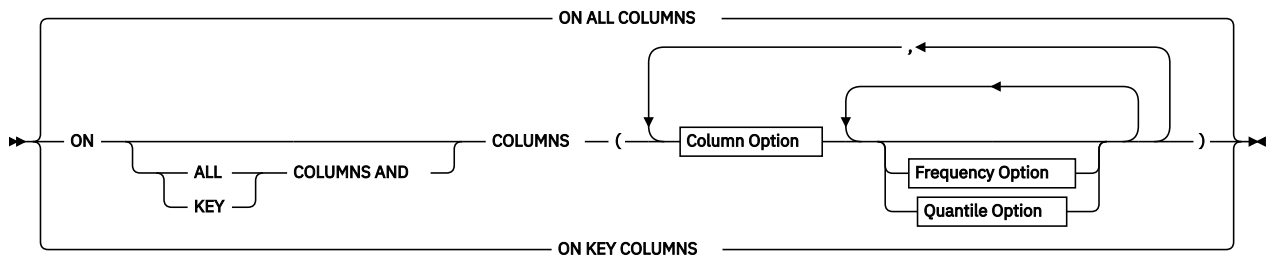
On Cols Clause



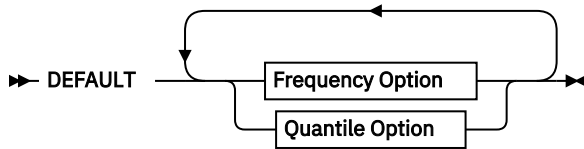
Distribution Clause



On Dist Cols Clause



Default Dist Option



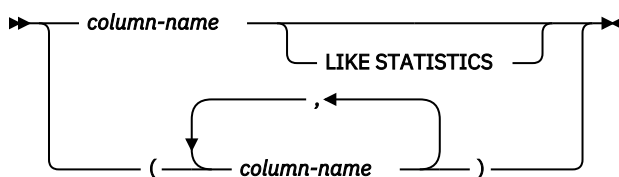
Frequency Option

➤ NUM_FREQVALUES — *integer* ➤

Quantile Option

➤ NUM_QUANTILES — *integer* ➤

Column Option



Command parameters

object-name

Identifies the table or statistical view on which statistics are to be collected. This parameter must not be a table hierarchy. For typed tables, the value of the *object-name* parameter must be the name of the root table of the table hierarchy. The fully qualified name or alias in the form: *schema.object-name* must be used. The schema is the user name under which the table was created.

USE PROFILE

This option allows **RUNSTATS** to employ a previously stored statistics profile to gather statistics for a table or statistical view. The statistics profile is created by using the **SET PROFILE** options and is updated by using the **UPDATE PROFILE** options.

UNSET PROFILE

Removes a statistics profile. For example, the following command removes the profile for the `tablemyschema.mytable` table:

```
RUNSTATS ON tablemyschema.mytable UNSET PROFILE
```

FOR INDEXES

Collects and updates statistics for the indexes only. If no table statistics was previously collected on the table, basic table statistics are also collected. Updates statistics for table cardinality (CARD), FPAGES, NPAGES, even when table statistics exists. These basic statistics do not include any distribution statistics. This option cannot be used for views. COLCARD of the leading column of the index might also be updated.

SAMPLED

Used together only with the **DETAILED** parameter. Specifying this option does not change the default functionality from **DETAILED**. The **SAMPLED** parameter is left in for compatibility with previous versions of Db2. This parameter cannot be used for views.

UNSAMPLED

This option, when used with the **DETAILED** option, forces **RUNSTATS** to examine every entry in the index to compute the extended index statistics. You cannot use the **UNSAMPLED** parameter for views and it cannot be used together with scan index sampling (**INDEXSAMPLE** keyword). This option significantly increases **RUNSTATS** resource consumption, while rarely providing significant improvement over the **DETAILED** or **SAMPLED DETAILED** options, which are equivalent.

DETAILED

Calculates extended index statistics. The extended index statistics are the **CLUSTERFACTOR** and **PAGE_FETCH_PAIRS** statistics that are gathered for relatively large indexes. Not all index entries are examined. A CPU sampling technique is employed instead to improve performance. You cannot use this parameter for views.

index-name

Identifies an existing index that is defined on the table. If you do not specify the fully qualified name in the form: *schema.index-name*, the default schema is assumed.

EXCLUDING XML COLUMNS

Omits all XML-type columns from statistics collection. Using this clause facilitates the collection of statistics on non-XML columns because the inclusion of XML data can require greater system resources. The **EXCLUDING XML COLUMNS** clause takes precedence over other clauses that specify XML columns for statistics collection. For example, if you use the **EXCLUDING XML COLUMNS** clause, and you also specify XML type columns with the **ON COLUMNS** clause or you use the **ON ALL COLUMNS** clause, all XML-type columns are ignored during statistics collection. For Db2 V9.7 Fix Pack 1 and later releases, distribution statistics over XML-type columns are not collected when you specify this parameter.

AND INDEXES

Collects and updates statistics for both the table and the indexes.

ON ALL COLUMNS

Collects statistics on all eligible columns. You can use this parameter with the `On Cols` clause or use this parameter with the `On Dist Cols` clause after the **WITH DISTRIBUTION** parameter. The **ON ALL COLUMNS** parameter is the default if you do not specify either of the column-specific clauses.

If it is specified in the `On Cols` clause, all columns have only basic column statistics collected unless specific columns are chosen as part of the **WITH DISTRIBUTION** clause. Those columns that are specified as part of the **WITH DISTRIBUTION** clause will also have basic and distribution statistics collected.

If the **WITH DISTRIBUTION ON ALL COLUMNS** is specified, both basic statistics and distribution statistics are collected for all eligible columns. Therefore, anything specified in the clause is redundant and not `On Cols` necessary.

ON COLUMNS

To collect statistics on specific columns, column groups, or both, use the **ON COLUMNS**. A column group is a parenthesized comma-separated list of columns for which you want to collect combined statistics.

The column and column groups are specified as a parenthesized comma-separated list.

Running the **RUNSTATS** command on a table without gathering index statistics but specifying a subset of columns for which statistics are to be gathered has the following effects:

- Statistics are not reset for columns that you do not specify for the **RUNSTATS** command but are the first column in an index.
- Statistics are reset for all other columns that you do not specify for the **RUNSTATS** command.

You can use the **ON COLUMNS** parameter in the `On Cols` clause and the `On Dist Cols` clause. Collecting distribution statistics for a group of columns is not currently supported.

If you specify XML-type columns in a column group, the XML-type columns are ignored for collecting distinct values for the group. However, basic XML column statistics are collected for the XML-type columns in the column group.

ON KEY COLUMNS

Collects statistics on columns that make up all the indexes that are defined on the table. It is assumed that critical columns in queries are also those that are used to create indexes on the table. If no indexes on the table exist, no column statistics are collected.

You can use the **ON KEY COLUMNS** parameter in the `On Cols` clause or the `On Dist Cols` clause. Specifying the parameter in both clauses is redundant because if you specify the `On Dist Cols` clause (after the **WITH DISTRIBUTION** parameter), both basic and distribution statistics are collected.

XML-type columns are by definition not key columns and are not included for statistics collection by the **ON KEY COLUMNS** parameter. You cannot use this parameter for views.

column-name

Name of a column in the table or statistical view. If you specify the name of an ineligible column for statistics collection, such as a nonexistent column or a mistyped column name, error (-205) is returned. Two lists of columns can be specified, one without distribution and one with distribution. If the column is specified in the list that is not associated with the **WITH DISTRIBUTION** clause, only basic column statistics are collected. If the column appears in both lists, distribution statistics are collected (unless **NUM_FREQVALUES** and **NUM_QUANTILES** are set to zero).

LIKE STATISTICS

Collects additional column statistics for columns of type BINARY, VARBINARY, CHAR, or VARCHAR with a code page attribute of single-byte character set (SBCS), FOR BIT DATA, or UTF-8. The statistics are collected if the **runstats** utility determines that such statistics are appropriate after it analyzes column values. These statistics are shown in the SUB_COUNT and the SUB_DELIM_LENGTH columns in the SYSSTAT.COLUMNS views. The query optimizer uses these statistics to improve the selectivity estimates for predicates of the type "column LIKE '%xyz'" and "column LIKE '%xyz%'".

WITH DISTRIBUTION

Collects both basic statistics and distribution statistics on columns. If you do not specify the **ON COLUMNS** parameter, distribution statistics are collected on all the columns of the table or statistical view, excluding columns that are ineligible such as columns of type CLOB and LONG VARCHAR. If you specify the **ON COLUMNS** parameter, distribution statistics are collected only on the column list that you provide, excluding those columns that are ineligible for statistics collection.

If you specify the **WITH DISTRIBUTION** parameter followed by the **ON COLUMNS** parameter with column groups, distribution statistics are not collected for the column groups.

DEFAULT

If you specify the **NUM_FREQVALUES** and **NUM_QUANTILES** parameters, the values of the parameters are used to determine the maximum number of frequency and quantile statistics to be collected for the columns. The **NUM_FREQVALUES** and **NUM_QUANTILES** parameters are used if you do not specify values for individual columns in the **ON COLUMNS** clause. If you do not specify the **DEFAULT** parameter, the values that are used are the values in the corresponding database configuration parameters.

NUM_FREQVALUES

Defines the **DEFAULT** parameter referred to frequency statistics. You can specify this parameter for an individual column after the **ON COLUMNS** parameter. If you instead specify the **NUM_FREQVALUES** parameter after the **DEFAULT** parameter, the value for the **NUM_FREQVALUES** parameter after the **DEFAULT** parameter is used. If the specified value is '-1' or you do not specify the **NUM_FREQVALUES** parameter after either the **ON COLUMNS** or **DEFAULT** parameter, the maximum number of frequency values is the value of the **num_freqvalues** database configuration parameter.

NUM_QUANTILES

Defines the maximum number of distribution quantile values to collect. It can be specified for an individual column in the **ON COLUMNS** clause. If the value is either not specified or is specified as '-1' for an individual column, the quantile limit value is picked up from the value specified in the **DEFAULT** clause. If it is not specified there either, the maximum number of quantile values to be collected are what is set in the **num_quantiles** database configuration parameter.

For Db2 V9.7 Fix Pack 1 and later releases, distribution statistics for each index over XML data uses a maximum of 250 quantiles as the default. The default can be changed by specifying the **NUM_QUANTILES** parameter in the **ON COLUMNS** or the **DEFAULT** clause. The **num_quantiles** database configuration parameter is ignored while it collects XML distribution statistics.

ALLOW WRITE ACCESS

Specifies that other users can read from and write to the tables while statistics are calculated. For statistical views, these are the base tables that are referenced in the view definition.

The **ALLOW WRITE ACCESS** option is not recommended for tables that have numerous inserts, updates, or deletes occurring concurrently. The **RUNSTATS** command first collects table statistics and then performs index statistics. Changes in the table's state between the time that the table and index statistics are collected might result in inconsistencies. Although having up-to-date statistics is important for the optimization of queries, it is also important to have consistent statistics. Therefore, statistics must be collected at a time when inserts, updates, or deletes are at a minimum.

ALLOW READ ACCESS

Specifies that other users can have read-only access to the tables while statistics are calculated. For statistical views, these are the base tables that are referenced in the view definition.

TABLESAMPLE BERNOULLI

Collects statistics on a sample of the rows from the table or statistical view. *Bernoulli sampling* considers each row individually, including the row with probability $P/100$ (where P is the value of the *numeric-literal* parameter) and excluding it with probability $1-P/100$. Thus, if the value of the *numeric-literal* parameter is evaluated to be the value 10, representing a 10% sample, each row would be included with probability 0.1 and be excluded with probability 0.9. Unless you specify the optional **REPEATABLE** parameter, each execution of the **RUNSTATS** command usually yields a different sample of the table. All data pages are retrieved through a table scan, but only the percentage of rows that you specify by using the *numeric-literal* parameter is used for statistics collection.

TABLESAMPLE SYSTEM

Collects statistics on a sample of the data pages from the tables. *System sampling* considers each page individually, including the page with probability $P/100$ (where P is the value of the *numeric-literal* parameter) and excluding it with probability $1-P/100$. Unless you specify the optional **REPEATABLE** parameter, each execution of the **RUNSTATS** command usually yields a different sample of the table. You control the size of the sample by specifying the *numeric-literal* parameter in parentheses, which represents an approximate percentage P of the table to return. Only a percentage of the data pages, as specified by the *numeric-literal* parameter, is retrieved and used for statistics collection.

For a statistical view, you can apply system sampling to only a single base table that is referenced in the view definition. If the view contains multiple tables, system sampling is possible if a single table in the statistical view can be identified as being joined with all primary keys or unique index columns of the other tables that are used in the view. If the statistical view does not meet those conditions, Bernoulli sampling is to be used instead, and a warning is returned.

numeric-literal

Specifies the size of the sample to be obtained, as a percentage P . This value must be a positive number that is less than or equal to 100 and can be from 0 - 1. For example, a value of 0.01 represents one 1/100 of a percent, such that one row in 10,000 is sampled, on average. A value of 0 or 100 is treated as if you did not specify sampling, regardless of whether you specified the **TABLESAMPLE BERNOULLI** or **TABLESAMPLE SYSTEM** parameter. A value greater than 100 or less than 0 is treated as an error (SQL1197N).

REPEATABLE (*integer-literal*)

When specified after the **TABLESAMPLE** parameter, ensures that repeated executions of the **RUNSTATS** command return the same sample. The *integer-literal* parameter specifies a non-negative integer that represents the seed to be used in sampling. Passing a negative seed results in an error (SQL1197N). The sample set might vary between repeatable **RUNSTATS** command invocations if activity against the table or statistical view that is resulted in changes to the table or statistical view data since the last time that you ran the command with the **TABLESAMPLE REPEATABLE** parameter. Also, to ensure consistent results, the method by which you obtained the sample (by using the **BERNOULLI** or **SYSTEM** parameter) must be the same.

INDEXSAMPLE BERNOULLI

Collects index statistics on a sample of the rows in the index. *Bernoulli sampling* considers each row individually, including the row with probability $P/100$ (where P is the value of the **numeric-literal** parameter) and excluding it with probability $1-P/100$. Thus, if the **numeric-literal** parameter has the value 10, representing 10%, each row would be included with probability 0.1 and be excluded with probability 0.9. Each execution of the **RUNSTATS** command is likely to yield a different sample of the index. All index pages are retrieved through an index scan, but only the percentage of rows as specified through the **numeric-literal** parameter is used for statistics collection. The **INDEXSAMPLE BERNOULLI** parameter is not supported for statistical views.

INDEXSAMPLE SYSTEM

Collects statistics on a sample of the index pages. *System sampling* considers each page individually, including the page with probability $P/100$ (where P is the value of the **numeric-literal** parameter) and excluding it with probability $1-P/100$. Each execution of the **RUNSTATS** command usually yields a different sample of the index. You control the size of the sample by specifying the **numeric-literal** parameter in parentheses, which represents an approximate percentage P of the index to return. Only a percentage of the index pages, as specified by the **numeric-literal** parameter, is retrieved and used for statistics collection. The **INDEXSAMPLE SYSTEM** parameter is not supported for statistical views.

SET PROFILE NONE

Specifies that no statistics profile is set for this **RUNSTATS** invocation.

SET PROFILE

Generates and stores a specific statistics profile in the system catalog tables and executes the **RUNSTATS** command options to gather statistics.

SET PROFILE ONLY

Generates and stores a specific statistics profile in the system catalog tables without running the **RUNSTATS** command options.

UPDATE PROFILE

Modifies a statistics profile in the system catalog tables and runs the **RUNSTATS** command options of the updated statistics profile to gather statistics. You cannot use the **UPDATE PROFILE** parameter to remove clauses that are in a statistics profile.

UPDATE PROFILE ONLY

Modifies a statistics profile in the system catalog tables without running the **RUNSTATS** command options of the updated statistics profile. You cannot use the **UPDATE PROFILE ONLY** parameter to remove clauses that are in a statistics profile.

UTIL_IMPACT_PRIORITY *priority*

Specifies that **RUNSTATS** is going to be throttled at the level that is specified by *priority*. *priority* is a number in the range of 1 to 100, with 100 representing the highest priority and 1 representing the lowest. The priority specifies the amount of throttling to which the utility is subjected. All utilities at the same priority undergo the same amount of throttling, and utilities at lower priorities are throttled more than utilities at higher priorities. If *priority* is not specified, the **RUNSTATS** has the default priority of 50. Omitting the **UTIL_IMPACT_PRIORITY** keyword invokes the **RUNSTATS** utility without throttling support. If the **UTIL_IMPACT_PRIORITY** keyword is specified, but the **util_impact_lim** configuration parameter is set to 100, then the utility runs unthrottled.

When you use the **RUNSTATS** command on tables in a partitioned database, statistics are collected on only a single database partition. If the database partition from which you ran the **RUNSTATS** command has a partition of the table, the command runs on that database partition. Otherwise, the command runs on the first database partition in the database partition group across which the table is partitioned.

Usage notes

- You should run the **RUNSTATS** command in the following cases:
 - On tables that were modified considerably: For example, if many updates were made, if a significant amount of data was inserted or deleted, or if you ran the **LOAD** command without the statistics option during **LOAD**.

- On tables that were reorganized by using the **REORG** or **REDISTRIBUTE DATABASE PARTITION GROUP** command.
- On tables that were row compressed.
- After you create a new index.
- Before binding applications whose performance is critical.
- When the prefetch quantity is changed.
- On statistical views whose underlying tables that were modified substantially to change the rows that are returned by the view.
- After you run the **LOAD** command with the **STATISTICS** option, if XML columns exist. Use the **RUNSTATS** utility to collect statistics on XML columns because the **LOAD** command does not collect statistics on these columns, even if you use the **STATISTICS** option. When you use the **RUNSTATS** command to collect statistics for XML columns only, statistics for non-XML columns that were collected by the **LOAD** command or a previous execution of the **RUNSTATS** utility are retained. If you previously collected statistics on an XML column, those statistics are either dropped if the current command does not collect statistics on that column or are replaced if the current command does collect statistics on that column.
- The options that you choose depend on the specific table and the application. In general, the following guidelines apply:
 - If the table is a critical table in critical queries, is relatively small, or does not change too much and there is not too much activity on the system itself, it might be worth spending the effort on collecting statistics in as much detail as possible.
 - If the time to collect statistics is limited, if the table is relatively large, or if the table is updated frequently, it might be beneficial to run the **RUNSTATS** command on just the set of columns that are used in predicates. This way, you can run the **RUNSTATS** command more often.
 - If time to collect statistics is limited and the effort to tailor the **RUNSTATS** command on a table-by-table basis is a major issue, consider collecting statistics for the KEY columns only. It is assumed that the index contains the set of columns that are critical to the table and are most likely to appear in predicates.
 - If time to collect statistics is limited and table statistics are to be gathered, consider using the **TABLESAMPLE** option to collect statistics on a subset of the table data.
 - If time to collect statistics is limited and index statistics are to be gathered, consider using the **INDEXSAMPLE** option to collect statistics on a subset of the index data.
 - If skew exists in certain columns and predicates of the type "column = constant", it might be beneficial to specify a larger **NUM_FREQVALUES** value for the columns.
 - Collect distribution statistics for all columns that you use in equality predicates and for which the distribution of values might be skewed.
 - For columns that have range predicates (for example "column >= constant" or "column BETWEEN constant1 AND constant2") or are of the type "column LIKE '%xyz'", it might be beneficial to specify a larger **NUM_QUANTILES** value.
 - If storage space is a concern and you do not have much time to collect statistics, do not specify high **NUM_FREQVALUES** or **NUM_QUANTILES** values for columns that you do not use in predicates.
 - If you need index statistics, and statistics were never collected on the table that contains the index, statistics on both the table and indexes are calculated.
 - If you do not require statistics for XML columns in the table, you can use the **EXCLUDING XML COLUMNS** parameter to exclude all XML columns. This parameter takes precedence over all other parameters that specify XML columns for statistics collection.
- After the command is run, note the following:
 - To release the locks, you must issue a COMMIT.
 - To allow new access plans to be generated, you must rebind the packages that reference the target table.

- Running the command on portions of the table can result in inconsistencies as a result of activity on the table since you last issued the command. In this case, a warning message is returned.

If you issue the **RUNSTATS** command on the table only, you might make table-level and index-level statistics inconsistent. For example, you might collect index-level statistics on a table and later delete a significant number of rows from the table. If you then issue the **RUNSTATS** command on the table only, the table cardinality might be less than the value of **FIRSTKEYCARD**, which is an inconsistency. Similarly, if you collect statistics on a new index when you create it, the table-level statistics might be inconsistent.

- The **RUNSTATS** command drops previously collected distribution statistics if you request table statistics. For example, the **RUNSTATS ON TABLE** and **RUNSTATS ON TABLE ... AND INDEXES ALL** commands cause previously collected distribution statistics to be dropped. If you run the command on indexes only, previously collected distribution statistics are retained. For example, the **RUNSTATS ON TABLE ... FOR INDEXES ALL** command causes the previously collected distribution statistics to be retained. If you run the **RUNSTATS** command on XML columns only, previously collected basic column statistics and distribution statistics are retained. If you previously collected statistics on an XML column, those statistics are either dropped if the current command does not collect statistics on that column or are replaced if the current command does collect statistics on that column.
- When detached partitions exist on a partitioned table, index keys that still belong to detached data partitions that require cleanup are not counted as part of the keys in the statistics. These keys are not counted because they are invisible and no longer part of the table. They will eventually get removed from the index by asynchronous index cleanup. As a result, statistics that are collected before asynchronous index cleanup is run are misleading. If the **RUNSTATS** command is issued before asynchronous index cleanup completes, it might generate a false alarm for index reorganization or index cleanup based on the inaccurate statistics. After asynchronous index cleanup is run, all the index keys that still belong to detached data partitions that require cleanup is removed and this might eliminate the need for index reorganization.

For partitioned tables, you are encouraged to issue the **RUNSTATS** command after an asynchronous index cleanup is completed to generate accurate index statistics in the presence of detached data partitions. To determine whether detached data partitions exist in the table, you can check the status field in the **SYSCAT.DATAPARTITIONS** catalog view and look for the value L (logically detached), I (index cleanup), or D (detached with dependent MQT).

The **RUNSTATS** command collects statistics for all index partitions of a partitioned index. Statistics in the **SYSSTAT.INDEXES** view for the partitioned index represent an index partition, except for **FIRSTKEYCARD**, **FIRST2KEYCARD**, **FIRST3KEYCARD**, **FIRST4KEYCARD**, and **FULLKEYCARD** statistics. Because these statistics are used in cardinality estimates, they are for the entire index and not for an index partition. Distribution statistics (frequent values and quantiles) are not collected for partitioned indexes, but are gathered if **RUNSTATS** is run on the table. Statistics on the leading columns of a partitioned index might not be as accurate as statistics on the leading columns of a nonpartitioned index.

- When the **RUNSTATS** command is run on a table with an expression-based index, and the **RUNSTATS** command includes that index in the **AND INDEXES** or **FOR INDEXES** clause, statistics for expression-based key columns within that index is also collected and will be associated with the system-generated statistical view associated with the index. Expressions cannot be specified as columns in the **RUNSTATS** command (SQL0205N). To collect customized statistics on expression-based index key columns, you can define a statistics profile on the statistical view that is associated with the index by using the column names as they appear in the statistics view. You also need to define a statistics profile on the base table that includes the index in its **INDEXES** clause.

Note: When you define a statistics profile on the expression that is based index's statistical view, an automatically generated statistics profile is also associated with the base table, if one does not exist already. After the statistics profiles are defined, a **RUNSTATS** command on the base table with the **USE PROFILE** clause results in the customized statistics being gathered on the expression-based key columns in the index.

- Distribution statistics are collected on indexes over XML data that is defined on an XML column. If you run the **RUNSTATS** command on a table with the **WITH DISTRIBUTION** parameter, collection of distribution statistics on a column of type XML occurs as follows:
 - The **RUNSTATS** command must collect both distribution statistics and table statistics to collect distribution statistics for indexes over XML data that is defined on an XML column. Table statistics must be gathered in order for distribution statistics to be collected since XML distribution statistics are stored with table statistics.

An index clause is not required to collect XML distribution statistics. Specifying only an index clause does not collect XML distribution statistics.

By default, XML distribution statistics use a maximum of 250 quantiles for each index over XML data. When you collect distribution statistics on an XML column, you can change the maximum number of quantiles by specifying a value for the **NUM_QUANTILES** parameter in the **ON COLUMNS** or the **DEFAULT** clause.
 - Distribution statistics are collected for indexes over XML data of type VARCHAR, DOUBLE, TIMESTAMP, and DATE. Distribution statistics are not collected over indexes of type VARCHAR HASHED.
 - Distribution statistics are not collected for partitioned indexes over XML data that is defined on a partitioned table.
- A special system-generated index in the catalog tables represents the range-ordering property of range-clustered tables. When you collect statistics on this type of table, statistics are also collected for the system-generated index. The statistics reflect the fast access of the range lookups by representing the index as a two-level index with as many pages as the base data table and by clustering the base data perfectly along the index order.
- In the `On Dist Cols` clause of the command, the Frequency Option and Quantile Option parameters are not supported for column groups. These parameters are supported for single columns.
- Three types of prefetch statistics cannot be computed in DMS mode. In the index statistics in the index catalogs, you will see a -1 value for the following statistics:
 - AVERAGE_SEQUENCE_FETCH_PAGES
 - AVERAGE_SEQUENCE_FETCH_GAP
 - AVERAGE_RANDOM_FETCH_PAGES
- The statistics profile is stored in a visible string format, which represents the **RUNSTATS** command, in the STATISTICS_PROFILE column of the SYSCAT.TABLES system catalog table.
- Statistics collection on XML-type columns is governed by two Db2 registry variables: **DB2_XML_RUNSTATS_PATHID_K** and **DB2_XML_RUNSTATS_PATHVALUE_K**. These two registry variables are similar to the **NUM_FREQVALUES** parameter in that they specify the number of frequency values to collect. If you do not set the parameters, a default of 200 is used.
- When you start running the **RUNSTATS** command, it acquires an IX table lock on the SYSTABLES table and a U lock on the row of the table on which you are gathering statistics. Operations can still read from the SYSTABLES table, including the row in the table with the U lock. Write operations are also possible if they do not occur against the row with the U lock. However, another reader or writer cannot acquire an S lock on the SYSTABLES table because of the IX lock that the **RUNSTATS** command acquired.
- Statistics are not collected for columns with structured types. If they are specified, columns with these data types are ignored.
- Only AVGCOLLEN and NUMNULLS are collected for columns with LOB or LONG data types. AVGCOLLEN represents the average space in bytes when the column is stored in database memory or a temporary table. This value represents the length of the data descriptor for LOB or LONG data types, except when LOB data is inlined on the data page. The average space that is required to store the column on disk can be different than the value represented by this statistic.
- The **UNSAMPLED DETAILED** option is available to change the way index statistics are collected, but it should be used only in cases where it is clear that the default or **DETAILED** doesn't work.

- When you use the **INDEXSAMPLE** parameter, you cannot specify different index sampling rates for different indexes within a single command. For example, the following command is invalid:

```
runstats on table orders and index o_ck indexsample system(5),
index o_ok indexsample system(10)
```

You can use the following two **RUNSTATS** commands to achieve the required result:

```
runstats on table orders and index o_ck indexsample system(5)
runstats on table orders for index o_ok indexsample system(10)
```

- If you modified the table since statistics were last collected on the table or its indexes, you must run **RUNSTATS ON TABLE ... AND INDEXES ALL**. If you use **RUNSTATS ON TABLE ... FOR INDEXES ALL**, the resulting statistics might be inconsistent.

SET TAPE POSITION command using the *ADMIN_CMD* procedure

The **SET TAPE POSITION** command sets the positions of tapes for backup and restore operations to streaming tape devices. This command is only supported on Windows operating systems.

Authorization

One of the following authorities:

- SYSADM
- SYSCTRL
- SYSMAINT

Required connection

Command syntax

```
➤ SET TAPE POSITION ON device TO position ➤
```

Command parameters

ON device

Specifies a valid tape device name. The default value is `\\.\TAPE0`.

TO position

Specifies the mark at which the tape is to be positioned. Db2 for Windows writes a tape mark after every backup image. A value of 1 specifies the first position, 2 specifies the second position, and so on. If the tape is positioned at tape mark 1, for example, archive 2 is positioned to be restored.

UNQUIESCE DATABASE command using the *ADMIN_CMD* procedure

The **UNQUIESCE** command restores user access without necessitating a shutdown and database restart.

Scope

UNQUIESCE DB restores user access to all objects in the quiesced database.

To stop the instance and unquiesce it and all its databases, issue the **db2stop** command. Stopping and restarting Db2 will unquiesce all instances and databases.

Authorization

One of the following authorities:

For database level unquiesce:

- SYSADM

- DBADM

Command syntax

► UNQUIESCE — DB ◄

Required connection

Database

Command parameters

DB

Unquiesce the database. User access will be restored to all objects in the database.

Example : Unquiescing a database

The following command unquiesces the database that had previously been quiesced.

The following command will unquiesce the instance `instA` that had previously been quiesced.

```
db2 unquiesce instance instA
```

Usage notes

- In a Db2 pureScale environment, after quiescing a database and restarting the instance, the database will remain quiesced across all members. An explicit **UNQUIESCE DATABASE** command is required to remove the quiesce state.
- In a Db2 pureScale environment, after quiescing an instance and restarting the instance, the instance will remain quiesced across all members. An explicit **UNQUIESCE INSTANCE** command is required to remove the quiesce state.

UPDATE ALERT CONFIGURATION command using the ADMIN_CMD procedure

The **UPDATE ALERT CONFIGURATION** command updates the alert configuration settings for health indicators.

Important: This command or API has been deprecated and might be removed in a future release because the health monitor has been deprecated. It is not supported in Db2 pureScale environments. For more information, see "Health monitor has been deprecated" at http://www.ibm.com/support/knowledgecenter/SSEPGG_9.7.0/com.ibm.db2.luw.wn.doc/doc/i0055045.html.

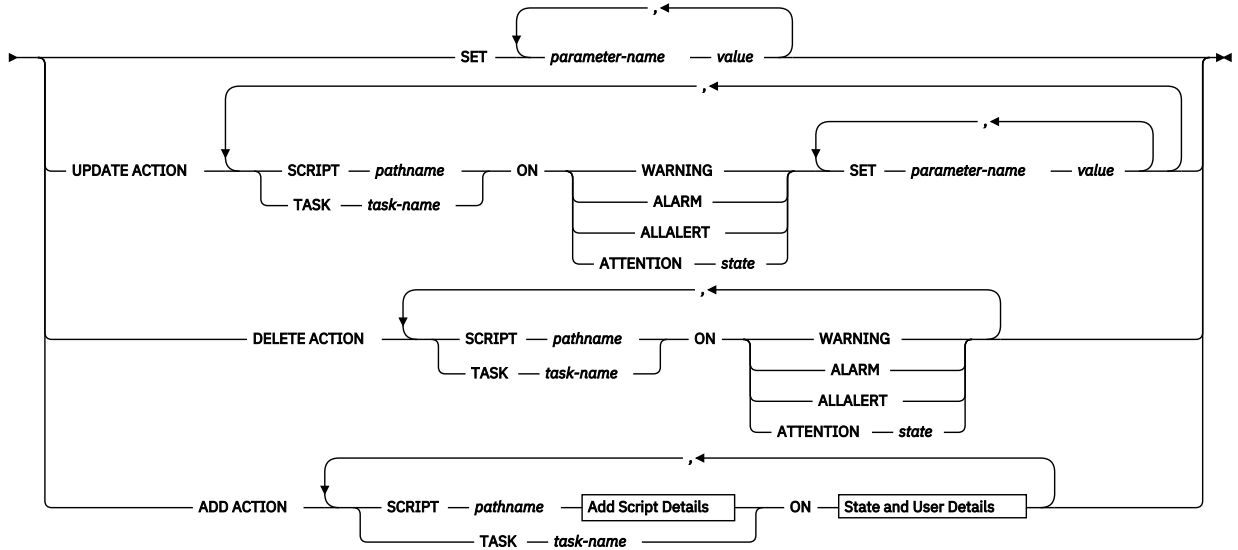
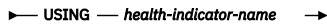
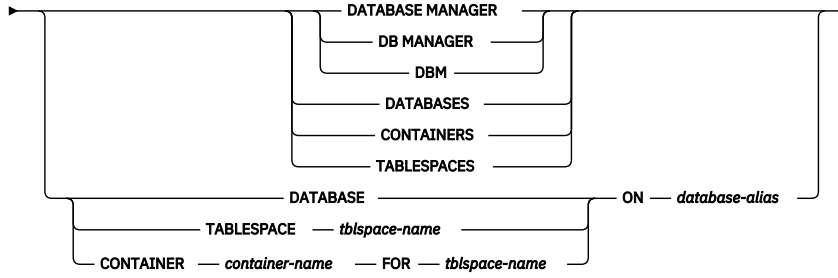
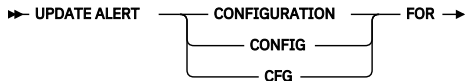
Authorization

One of the following authorities:

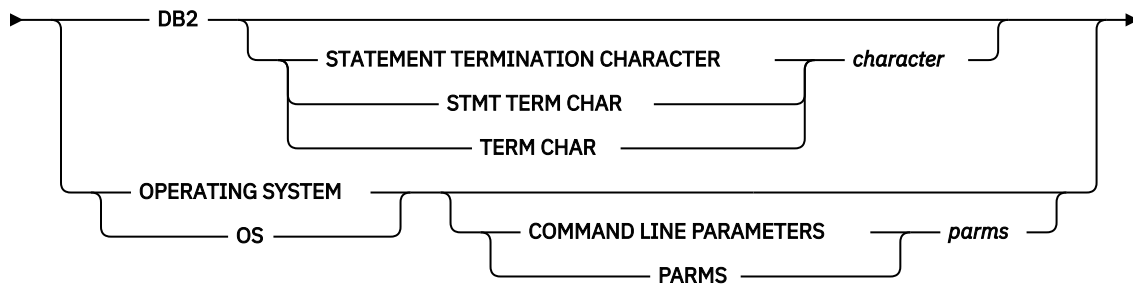
- SYSADM
- SYSMAINT
- SYSCTRL

Required Connection

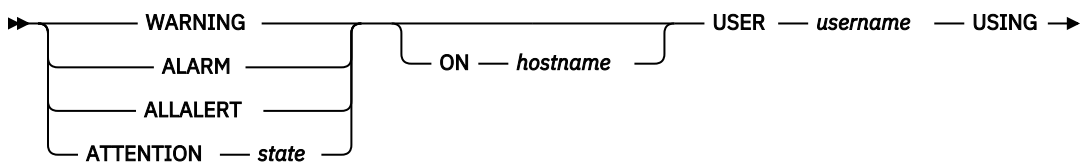
Command Syntax



Add Script Details



State and User Details



Command Parameters

DATABASE MANAGER

Updates alert settings for the database manager.

DATABASES

Updates alert settings for all databases managed by the database manager. These are the settings that apply to all databases that do not have custom settings. Custom settings are defined using the **DATABASE ON** *database-alias* clause.

CONTAINERS

Updates alert settings for all table space containers managed by the database manager. These are the settings that apply to all table space containers that do not have custom settings. Custom settings are defined using the **CONTAINER** *container-name* **ON** *database-alias* clause.

TABLESPACES

Updates alert settings for all table spaces managed by the database manager. These are the settings that apply to all table spaces that do not have custom settings. Custom settings are defined using the **TABLESPACE** *tblspace-name* **ON** *database-alias* clause.

DATABASE ON *database-alias*

Updates the alert settings for the database specified using the **ON** *database-alias* clause. If this database has custom settings, then they override the settings for all databases for the instance, which is specified using the **DATABASES** parameter.

CONTAINER *container-name* **FOR** *tblspace-name* **ON** *database-alias*

Updates the alert settings for the table space container called *container-name*, for the table space specified using the **FOR** *tblspace-name* clause, on the database specified using the **ON** *database-alias* clause. If this table space container has custom settings, then they override the settings for all table space containers for the database, which is specified using the **CONTAINERS** parameter.

TABLESPACE *tblspace-name* **ON** *database-alias*

Updates the alert settings for the table space called *name*, on the database specified using the **ON** *database-alias* clause. If this table space has custom settings, then they override the settings for all table spaces for the database, which is specified using the **TABLESPACES** parameter.

USING *health-indicator-name*

Specifies the set of health indicators for which alert configuration will be updated. Health indicator names consist of a two-letter object identifier followed by a name which describes what the indicator measures. For example:

```
db.sort_privmem_util
```

SET *parameter-name value*

Updates the alert configuration element, *parameter-name*, of the health indicator to the specified value. *parameter-name* must be one of the following values:

- ALARM: the *value* is a health indicator unit.
- WARNING: the *value* is a health indicator unit.
- SENSITIVITY: the *value* is in seconds.
- ACTIONSENABLED: the *value* can be either YES or NO.
- THRESHOLDSCHECKED: the *value* can be either YES or NO.

UPDATE ACTION SCRIPT *pathname* **ON** [WARNING | ALARM | ALLALERT | ATTENTION *state*]

Specifies that the script attributes of the predefined script with absolute path name *pathname* will be updated according to the following clause:

SET *parameter-name value*

Updates the script attribute, *parameter-name*, to the specified value. *parameter-name* must be one of the following values:

- SCRIPTTYPE
- OS or DB2 are the valid types.

- WORKINGDIR
- TERMCHAR
- CMDLINEPARMS

The command line parameters that you specify for the operating system script will precede the default supplied parameters. The parameters that are sent to the operating system script are:

- List of user supplied parameters
- Health indicator short name
- Fully qualified object name
- Health indicator value
- Alert state

- USERID
- PASSWORD
- SYSTEM

UPDATE ACTION TASK *task-name* ON [WARNING | ALARM | ALLALERT | ATTENTION *state*]

Specifies that the task attributes of the task with name *name* will be updated according to the following clause:

SET *parameter-name value*

Updates the task attribute, *parameter-name*, to the specified value. *parameter-name* must be one of the following values:

- USERID
- PASSWORD
- SYSTEM

DELETE ACTION SCRIPT *pathname* ON [WARNING | ALARM | ALLALERT | ATTENTION *state*]

Removes the action script with absolute path name *pathname* from the list of alert action scripts.

DELETE ACTION TASK *task-name* ON [WARNING | ALARM | ALLALERT | ATTENTION *state*]

Removes the action task called *name* from the list of alert action tasks.

ADD ACTION SCRIPT *pathname* ON [WARNING | ALARM | ALLALERT | ATTENTION *state*]

Specifies that a new action script with absolute path name *pathname* is to be added, the attributes of which are given by the following:

TYPE

An action script must be either a Db2 Command script or an operating system script:

- DB2
- OPERATING SYSTEM

If it is a Db2 Command script, then the following clause allows one to optionally specify the character, *character*, that is used in the script to terminate statements:

```
STATEMENT TERMINATION CHARACTER ;
```

If it is an operating system script, then the following clause allows one to optionally specify the command-line parameters, *parms*, that would be passed to the script upon invocation: **COMMAND LINE PARAMETERS *parms***

WORKING DIRECTORY *pathname*

Specifies the absolute path name, *pathname*, of the directory in which the script will be executed.

USER *username* USING *password*

Specifies the user account, *username*, and associated password, *password*, under which the script will be executed.

ADD ACTION TASK *name* ON [WARNING | ALARM | ALLALERT | ATTENTION *state*]

Specifies that a new task, called *name*, is to be added to be run **ON** the specified condition.

ON [WARNING | ALARM | ALLALERT | ATTENTION state]

Specifies the condition on which the action or task will run. For threshold-based health indicators (HIs), this is **WARNING** or **ALARM**.

ATTENTION state

Valid numeric values for some of the database health indicator states are given in the following section, as an example for the **ADD ACTION SCRIPT** CLP command option:

- 0 - Active; Normal (ACTIVE)
- 1 - Quiesce pending (QUIESCE_PEND)
- 2 - Quiesced (QUIESCED)
- 3 - Rollforward (ROLLFWD)

Additional state-based health indicators are defined in the header files `sqlmon.h` and `sqlutil.h`.

Usage notes

For the **ADD ACTION** option, the supplied *username* and *password* may be exposed in various places where SQL statement text is captured:

- the network (username/password are passed over the wire unencrypted)
- **db2diag** log file
- trace files
- dump file
- snapshot monitor (dynamic SQL snapshot)
- system monitor snapshots
- a number of event monitors (statement, deadlock)
- explain tables
- **db2pd** output (package cache and lock timeout mechanisms, among others)
- Db2 audit records

UPDATE CONTACT command using the ADMIN_CMD procedure

The **UPDATE CONTACT** command updates the attributes of a contact that is defined on the local system. A contact is a user to whom the Scheduler and Health Monitor send messages.

To create a contact, use the **ADD CONTACT** command. The setting of the Database Administration Server (DAS) **contact_host** configuration parameter determines whether the list is local or global.

Authorization

None

Required connection

Command syntax

►► UPDATE CONTACT — *name* — USING — *keyword* — *value* ►►

Command parameters

UPDATE CONTACT *name*

The name of the contact that will be updated.

USING *keyword value*

Specifies the contact parameter to be updated (*keyword*) and the value to which it will be set (*value*).
The valid set of keywords is:

ADDRESS

The email address that is used by the SMTP server to send the notification.

TYPE

Whether the address is for an email address or a pager.

MAXPAGELEN

The maximum number of characters that the pager can accept.

DESCRIPTION

A textual description of the contact. This has a maximum length of 128 characters.

UPDATE CONTACTGROUP command using the ADMIN_CMD procedure

The **UPDATE CONTACTGROUP** command updates the attributes of a contact group that is defined on the local system. A contact group is a list of users who should be notified by the Scheduler and the Health Monitor.

The setting of the Database Administration Server (DAS) **contact_host** configuration parameter determines whether the list is local or global.

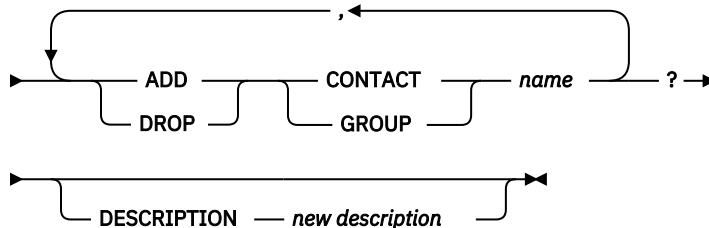
Authorization

None

Required Connection

Command Syntax

►► UPDATE CONTACTGROUP — *name* — ? →



Command Parameters

CONTACTGROUP *name*

Name of the contact group which will be updated.

ADD CONTACT *name*

Specifies the name of the new contact to be added to the group. A contact can be defined with the **ADD CONTACT** command after it has been added to a group.

DROP CONTACT *name*

Specifies the name of a contact in the group that will be dropped from the group.

ADD GROUP *name*

Specifies the name of the new contact group to be added to the group.

DROP GROUP *name*

Specifies the name of a contact group that will be dropped from the group.

DESCRIPTION *new description*

Optional. A new textual description for the contact group.

UPDATE DATABASE CONFIGURATION command using the ADMIN_CMD procedure

The **UPDATE DATABASE CONFIGURATION** command modifies individual entries in a specific database configuration file. A database configuration file resides on every database partition on which the database has been created.

Scope

This command updates all database partitions or members by default, except when the following optional clause is specified:

- **MEMBER** to update only one database member for a Db2 pureScale environment, or to update only one database partition in a partitioned database environment.

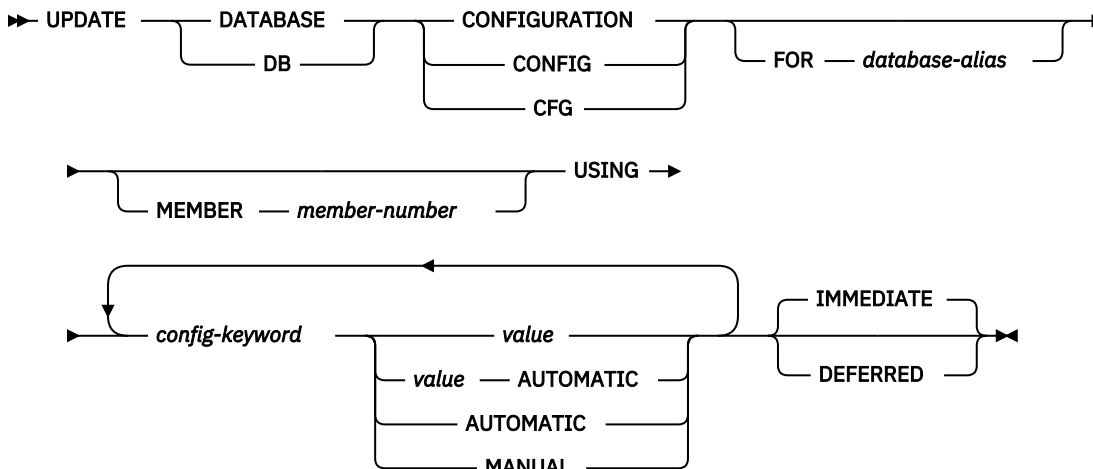
Authorization

One of the following authorities:

- SYSADM
- SYSCTRL
- SYSMAINT

Required connection

Command syntax



Command parameters

FOR *database-alias*

Specifies the alias of the database whose configuration is to be updated. Specifying the database alias is not required when a database connection has already been established. You can update the configuration file for another database residing under the same database instance. For example, if you are connected only to database db11, and issue `update db config for alias db22 using immediate:`

- If there is no active connection on db22, the update will be successful because only the configuration file needs to be updated. A new connection (which will activate the database) will see the new change in memory.
- If there are active connections on db22 from other applications, the update will work on disk but not in memory. You will receive a warning saying that the database needs to be restarted.

MEMBER *member-number*

The **MEMBER** clause specifies to which member the change should be applied. Omission of this clause results in the change being applied to all the members.

USING config-keyword value

config-keyword specifies the database configuration parameter to be updated. *value* specifies the value to be assigned to the parameter.

AUTOMATIC

Some configuration parameters can be set to **AUTOMATIC**, allowing Db2 database systems to automatically adjust these parameters to reflect the current resource requirements. For a list of configuration parameters that support the **AUTOMATIC** keyword, refer to the configuration parameters summary. If a value is specified along with the **AUTOMATIC** keyword, it might influence the automatic calculations. For specific details about this behavior, refer to the documentation for the configuration parameter.

MANUAL

Disables automatic tuning for the configuration parameter. The parameter is set to its current internal value and is no longer updated automatically.

IMMEDIATE

Make the changes immediately, while the database is running.

This is a default clause when operating in the CLPPlus interface as well. **IMMEDIATE** need not be called when using CLPPlus processor.

DEFERRED

Make the changes only in the configuration file, so that the changes take effect the next time you reactivate the database.

Usage notes

For more information about Db2 database configuration parameters and the values available for each type of database node, see the individual configuration parameter descriptions. The values of these parameters differ for each type of database node configured (server, client, or server with remote clients).

Not all parameters can be updated.

Some changes to the database configuration file become effective only after they are loaded into memory. All applications must disconnect from the database before this can occur. For more information about which parameters are configurable online and which ones are not, see summary list of configuration parameters.

If an error occurs, the database configuration file does not change. The database configuration file cannot be updated if the checksum is invalid. This might occur if the database configuration file is changed without using the appropriate command. If this happens, the database must be restored to reset the database configuration file.

Compatibilities

For compatibility with previous versions:

- **DBPARTITIONNUM** can be substituted for **MEMBER**, except when the **DB2_ENFORCE_MEMBER_SYNTAX** registry variable is set to ON.

UPDATE DATABASE MANAGER CONFIGURATION command using the ADMIN_CMD procedure

The **UPDATE DATABASE MANAGER CONFIGURATION** command modifies individual entries in the database manager configuration file.

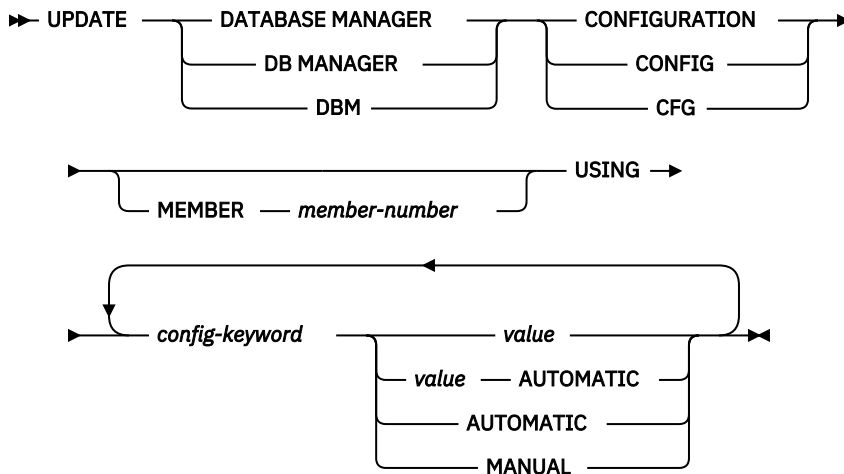
Authorization

One of the following:

- SYSADM
- Member of Local Administrator Group on Windows operating system
- Instance Owner on UNIX or Linux operating system

Required connection

Command syntax



Command parameters

MEMBER *member-number*

The **MEMBER** clause specifies to which member the change should be applied. Omission of this clause results in the change being applied to all the members.

USING *config-keyword value*

Specifies the database manager configuration parameter to be updated. For a list of configuration parameters, refer to the configuration parameters summary. *value* specifies the value to be assigned to the parameter.

AUTOMATIC

Some configuration parameters can be set to **AUTOMATIC**, allowing Db2 to automatically adjust these parameters to reflect the current resource requirements. For a list of configuration parameters that support the **AUTOMATIC** keyword, refer to the configuration parameters summary. If a value is specified along with the **AUTOMATIC** keyword, it might influence the automatic calculations. For specific details about this behavior, refer to the documentation for the configuration parameter.

Note:

MANUAL

Disables automatic tuning for the configuration parameter. The parameter is set to its current internal value and is no longer updated automatically.

DEFERRED

Make the changes only in the configuration file, so that the changes take effect when the instance is restarted.

This is a default clause when operating in the CLPPlus interface. **DEFERRED** need not be called when using CLPPlus processor.

Usage notes

Not all parameters can be updated.

Some changes to the database manager configuration file become effective only after they are loaded into memory. For more information about which parameters are configurable online and which ones are not, see the configuration parameter summary. Server configuration parameters that are not reset immediately are reset during execution of **db2start**. For a client configuration parameter, parameters are reset the next time you restart the application. If the client is the command line processor, it is necessary to invoke **TERMINATE**.

If an error occurs, the database manager configuration file does not change.

The database manager configuration file cannot be updated if the checksum is invalid. This can occur if you edit database manager configuration file and do not use the appropriate command. If the checksum is invalid, you must reinstall the database manager to reset the database manager configuration file.

When you update the **SVCENAME**, or **TPNAME** database manager configuration parameters for the current instance, if LDAP support is enabled and there is an LDAP server registered for this instance, the LDAP server is updated with the new value or values.

UPDATE HEALTH NOTIFICATION CONTACT LIST command using the *ADMIN_CMD* procedure

The **UPDATE HEALTH NOTIFICATION CONTACT LIST** command updates the contact list for notification about health alerts issued by an instance.

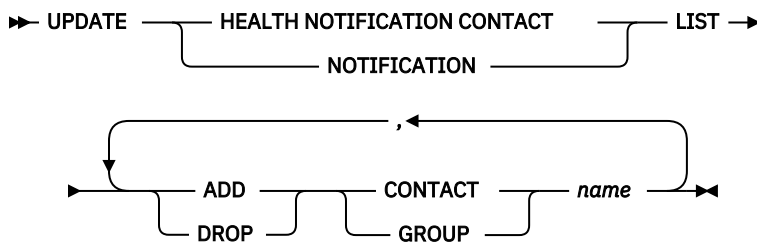
Authorization

One of the following authorities:

- SYSADM
- SYSCTRL
- SYSMAINT

Required Connection

Command Syntax



Command Parameters

ADD GROUP *name*

Add a new contact group that will notified of the health of the instance.

ADD CONTACT *name*

Add a new contact that will notified of the health of the instance.

DROP GROUP *name*

Removes the contact group from the list of contacts that will notified of the health of the instance.

DROP CONTACT *name*

Removes the contact from the list of contacts that will notified of the health of the instance.

UPDATE HISTORY command using the *ADMIN_CMD* procedure

The **UPDATE HISTORY** command updates the location, device type, comment, or status in a database history records entry.

Authorization

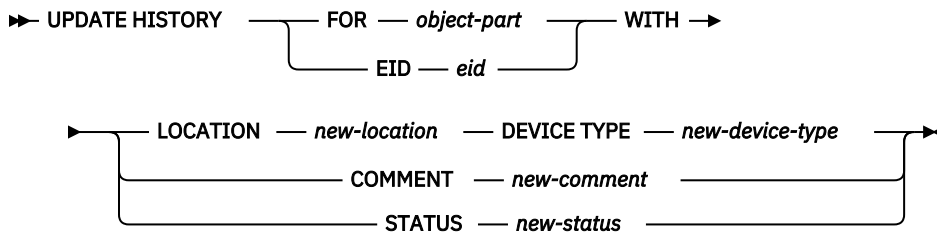
One of the following authorities:

- SYSADM
- SYSCTRL
- SYSMAINT
- DBADM

Required connection

Database

Command syntax



Command parameters

FOR *object-part*

Specifies the identifier for the history entry to be updated. It is a time stamp with an optional sequence number from 001 to 999. For history entries, such as backups, that make use of the sequence number, if the sequence number is not included in the object-part, the default sequence number 001 will be used. That is, if there are history entries with the same time stamp but different sequence numbers, and only the time stamp is used as the object-part, the UPDATE HISTORY command will only update the matching entry with sequence number 001.

This parameter cannot be used to update the entry status. To update the entry status, specify an EID instead.

EID *eid*

Specifies the history entry ID.

LOCATION *new-location*

Specifies the new physical location of a backup image. The interpretation of this parameter depends on the device type.

DEVICE TYPE *new-device-type*

Specifies a new device type for storing the backup image. Valid device types are:

D

Disk

K

Diskette

T

Tape

A

Tivoli Storage Manager

F

Snapshot backup

f

Snapshot backup that was generated by a custom script.

U

User exit

P

Pipe

N

Null device

X

XBSA

Q SQL statement

O Other

COMMENT *new-comment*

Specifies a new comment to describe the entry. The size of *new-comment* cannot exceed 30 ASCII characters.

STATUS *new-status*

Specifies a new status for an entry. Only backup entries can have their status updated. Valid values are:

A Active. The backup image is on the active log chain. Most entries are active.

I Inactive. Backup images that no longer correspond to the current log sequence, also called the current log chain, are flagged as inactive.

E Expired. Backup images that are no longer required, because there are more than NUM_DB_BACKUPS active images, are flagged as expired.

D Deleted. Backup images that are no longer available for recovery should be marked as having been deleted.

X Do not delete. Recovery database history records file entries that are marked DB2HISTORY_STATUS_DO_NOT_DELETE will not be pruned by calls to the **PRUNE HISTORY** command, running the ADMIN_CMD procedure with **PRUNE HISTORY**, calls to the db2Prune API, or automated recovery database history records pruning. You can use the DB2HISTORY_STATUS_DO_NOT_DELETE status to protect key recovery file entries from being pruned and the recovery objects associated with them from being deleted. Only log files, backup images, and load copy images can be marked as DB2HISTORY_STATUS_DO_NOT_DELETE.

Example

The object-part of a backup database history record entry consists of a 14 digit time stamp associated to the backup image and a 3 digit sequence number of this backup image. To update the database history record entries for a full database backup taken to 2 target devices on April 13, 1997 at 10:00 a.m., enter:

Usage notes

The primary purpose of the database history records is to record information, but the data contained in the history is used directly by automatic restore operations. During any restore where the **AUTOMATIC** option is specified, the history of backup images and their locations will be referenced and used by the restore utility to fulfill the automatic restore request. If the automatic restore function is to be used and backup images have been relocated since they were created, it is recommended that the database history record for those images be updated to reflect the current location. If the backup image location in the database history is not updated, automatic restore will not be able to locate the backup images, but manual restore commands can still be used successfully.

UPDATE STMM TUNING command by using the ADMIN_CMD procedure

The **UPDATE STMM TUNING** command updates the user preferred database member number on which the self-tuning memory manager (STMM) tuner is created.

Authorization

The privileges that are held by the authorization ID of the statement must include at least one of the following authorities:

- DBADM
- DATAACCESS
- SQLADM

Required connection

Database

Command syntax

```
➤ UPDATE — STMM — TUNING — MEMBER — member-number ➤
```

Command parameter

member-number

The value of *member-number* is an integer.

In a partitioned database environment:

- If a valid member number is specified, the database server runs the STMM memory tuner on that member.
- If -1 or a nonexistent member number is specified, the database server selects an appropriate member on which to run the STMM memory tuner.

In a Db2 pureScale environment:

- If a valid member number is specified, database server runs the STMM memory tuner on that member.
- If -2 is specified, then the database server enables STMM tuners to run and tune independently on each member.
- If -1 or a nonexistent member number is specified, the database server selects an appropriate member on which to run the STMM memory tuner.

Example

In a partitioned database environment, update the user preferred self-tuning memory manager (STMM) tuning database partition to member 3.

```
CALL SYSPROC.ADMIN_CMD('update stmm tuning member 3')
```

Usage notes

- The STMM tuning process periodically checks for a change in the user preferred STMM tuning member number value. The STMM tuning process moves to the user preferred STMM tuning member if *member-number* exists and is an active member. If the specified STMM tuning member does not exist, the database server selects an appropriate member. After this command changes the STMM tuning member number, an immediate change is made to the current STMM tuning member number.
- Command execution status is returned in the SQLCA resulting from the **CALL** statement.
- This command commits its changes in the **ADMIN_CMD** procedure.

Compatibilities

For compatibility with previous versions:

- **DBPARTITIONNUM** can be substituted for **MEMBER**, except when the **DB2_ENFORCE_MEMBER_SYNTAX** registry variable is set to ON.

ADMIN_COPY_SCHEMA procedure - Copy a specific schema and its objects

The ADMIN_COPY_SCHEMA procedure is used to copy a specific schema and all objects contained in it.

The new target schema objects will be created using the same object names as the objects in the source schema, but with the target schema qualifier.

The ADMIN_COPY_SCHEMA procedure can be used to copy tables with or without the data of the original tables.

Authorization

In order for the schema copy to be successful, the user must have the CREATE_SCHEMA privilege as well as object-specific privileges.

Example: CREATE_TABLE privilege is needed to copy a table and CREATE_INDEX privilege is needed to copy an index under the ADMIN_COPY_SCHEMA command.

If a table in the source schema is protected by label based access control (LBAC), the user ID must have LBAC credentials that allow creating that same protection on the target table. If copying with data, the user ID must also have LBAC credentials that allow both reading the data from the source table and writing that data to the target table.

EXECUTE privilege on the ADMIN_COPY_SCHEMA procedure is also needed.

Default PUBLIC privilege

In a non-restrictive database, EXECUTE privilege is granted to PUBLIC when the procedure is automatically created.

Syntax

```
► ADMIN_COPY_SCHEMA ( ( — sourceschema — , — targetschema — , — copymode — , ►  
    ► objectowner — , — sourcetbsp — , — targettbsp — , — errortabschema — , ►  
    ► errortab — ) ►
```

The schema is SYSPROC.

Procedure parameters

sourceschema

An input argument of type VARCHAR(128) that specifies the name of the schema whose objects are being copied. The name is case-sensitive.

targetschema

An input argument of type VARCHAR(128) that specifies a unique schema name to create the copied objects into. The name is case-sensitive. If the schema name already exists, the procedure call will fail and return a message indicating that the schema must be removed before invoking the procedure.

copymode

An input argument of type VARCHAR(128) that specifies the mode of copy operation. Valid options are:

- 'DDL': create empty copies of all supported objects from the source schema.
- 'COPY': create empty copies of all objects from the source schema, then load each target schema table with data. Load is done in 'NONRECOVERABLE' mode. A backup must be taken after calling the ADMIN_COPY_SCHEMA, otherwise the copied tables will be inaccessible following recovery.
- 'COPYNO': create empty copies of all objects from the source schema, then load each target schema table with data. Load is done in 'COPYNO' mode.

Note: If *copymode* is 'COPY' or 'COPYNO', a fully qualified filename, for example 'COPYNO /home/mckeough/loadoutput', can be specified along with the *copymode* parameter value. When a path is passed in, load messages will be logged to the file indicated. The file name must be writable by the user ID used for fenced routine invocations on the instance. If no path is specified, then load message files will be discarded (default behavior).

objectowner

An input argument of type VARCHAR(128) that specifies the authorization ID to be used as the owner of the copied objects. If NULL, then the owner will be the authorization ID of the user performing the copy operation.

sourcetbsp

An input argument of type CLOB(2 M) that specifies a list of source table spaces for the copy, separated by commas. Delimited table space names are supported. For each table being created, any table space found in this list, and the tables definition, will be converted to the nth entry in the *targettbsp* list. If NULL is specified for this parameter, new objects will be created using the same table spaces as the source objects use.

targettbsp

An input argument of type CLOB(2 M) that specifies a list of target table spaces for the copy, separated by commas. Delimited table space names are supported. One table space must be specified for each entry in the *sourcetbsp* list of table spaces. The nth table space in the *sourcetbsp* list will be mapped to the nth table space in the *targettbsp* list during DDL replay. It is possible to specify 'SYS_ANY' as the final table space (an additional table space name, that does not correspond to any name in the source list). When 'SYS_ANY' is encountered, the default table space selection algorithm will be used when creating objects (refer to the IN *tablespace-name1* option of the CREATE TABLE statement documentation for further information about the selection algorithm). If NULL is specified for this parameter, new objects will be created using the same table spaces as the source objects use.

errortabschema

An input and output argument of type VARCHAR(128) that specifies the schema name of a table containing error information for objects that could not be copied. This table is created for the user by the ADMIN_COPY_SCHEMA procedure in the SYSTOOLSPACE table space. If no errors occurred, then this parameter is NULL on output.

errortab

An input and output argument of type VARCHAR(128) that specifies the name of a table containing error information for objects that could not be copied. This table is created for the user by the ADMIN_COPY_SCHEMA procedure in the SYSTOOLSPACE table space. This table is owned by the user ID that invoked the procedure. If no errors occurred, then this parameter is NULL on output. If the table cannot be created or already exists, the procedure operation fails and an error message is returned. The table must be cleaned up by the user following any call to the ADMIN_COPY_SCHEMA procedure; that is, the table must be dropped in order to reclaim the space it is consuming in SYSTOOLSPACE.

Table 23. ADMIN_COPY_SCHEMA errortab format

Column name	Data type	Description
OBJECT_SCHEMA	VARCHAR(128)	object_schema - Object schema monitor element
OBJECT_NAME	VARCHAR(128)	object_name - Object name monitor element
OBJECT_TYPE	VARCHAR(30)	objtype - Object type monitor element
SQLCODE	INTEGER	The error SQLCODE.
SQLSTATE	CHAR(5)	The error SQLSTATE.

<i>Table 23. ADMIN_COPY_SCHEMA errortab format (continued)</i>		
Column name	Data type	Description
ERROR_TIMESTAMP	TIMESTAMP	Time of failure for the operation that failed.
STATEMENT	CLOB(2 M)	DDL for the failing object. If the failure occurred when data was being loaded into a target table, this field contains text corresponding to the load command that failed.
DIAGTEXT	CLOB(2 K)	Error message text for the failed operation.

Restrictions

- Only DDL *copymode* is supported for HADR databases.
- XML with COPY or COPY NO is not supported.
- Using the ADMIN_COPY_SCHEMA procedure with the COPYNO option places the table spaces in which the target database object resides in backup pending state. After the load operation completes, target schema tables are in set integrity pending state, and the ADMIN_COPY_SCHEMA procedure issues a SET INTEGRITY statement to get the tables out of this state. Because the table spaces are already in backup pending state, the SET INTEGRITY statement fails. For information about how to resolve this problem, see "Copying a schema".

Usage notes

- References to fully qualified objects within the objects being copied will not be modified. The ADMIN_COPY_SCHEMA procedure only changes the qualifying schema of the object being created, not any schema names that appear within SQL expressions for those objects. This includes objects such as generated columns and trigger bodies.
- This procedure does not support copying the following objects:
 - created global temp tables
 - index extensions
 - nicknames
 - packages
 - typed tables
 - array types
 - user-defined structured types (and their transform functions)
 - typed views
 - jars (Java routine archives)
 - staging tables
 - aliases with base objects that do not belong to the same source schema
 - partitioned tables that require table space mapping
- If one of these objects exists in the schema being copied, the object is not copied but an entry is added to the error table indicating that the object has not been copied.
- When a replicated table is copied, the new copy of the table does not have subscriptions enabled. The table is re-created as a basic table only.

- The operation of this procedure requires the existence of the SYSTOOLSPACE table space. This table space is used to hold metadata used by the ADMIN_COPY_SCHEMA procedure as well as error tables returned by this procedure. If the table space does not exist, an error is returned.
- Statistics for the objects in the target schema are set to default.
- If a table has a generated identity column, and *copymode* is either 'COPY' or 'COPYNO', the data values from the source table are preserved during the load.
- A new catalog entry is created for each external routine, referencing the binary of the original source routine.
- If a table is in set integrity pending state at the beginning of the copy operation, the data is not loaded into the target table and an entry is logged in *errortab* indicating that the data was not loaded for that table.
- If a Load or DDL operation fails, an entry is logged in *errortab* for any object that was not created. All objects that are successfully created remain. To recover, a manual load can be initiated, or the new schema can be dropped using the ADMIN_DROP_SCHEMA procedure and the ADMIN_COPY_SCHEMA procedure can be called again.
- During DDL replay, the default schema is overridden to the target schema if it matches the source schema.
- The function path used to compile a trigger, view or SQL function is the path used to create the source object, with the following exception: if the object's function path contains the source schema name, this entry in the path is modified to the target schema name during DDL replay.
- Running multiple ADMIN_COPY_SCHEMA procedures will result in deadlocks. Only one ADMIN_COPY_SCHEMA procedure call should be issued at a time. Changes to tables in the source schema during copy processing might mean that the data in the target schema is not identical following a copy operation.
- Careful consideration should be taken when copying a schema with tables from a table space in a single-partition database partition group to a table space in a multiple-partition database partition group. Unless automatic distribution key selection is preferred, the distribution key should be defined on the tables before the copy schema operation is undertaken. Altering the distribution key can only be done to a table whose table space is associated with a single-partition database partition group.

Transactional considerations

- If the ADMIN_COPY_SCHEMA procedure is forced to roll back due to a deadlock or lock timeout during its processing, any work performed in the unit of work that called the ADMIN_COPY_SCHEMA procedure is also rolled back.
- If a failure occurs during the DDL phase of the copy, all the changes that were made to the target schema are rolled back to a savepoint.
- If *copymode* is set to 'COPY' or 'COPYNO', the ADMIN_COPY_SCHEMA procedure commits once the DDL phase of the copy is complete, also committing any work done in the unit of work that called the procedure.

Example

```
CALL SYSPROC.ADMIN_COPY_SCHEMA('SOURCE_SCHEMA', 'TARGET_SCHEMA',
    'COPY', NULL, 'SOURCETS1', SOURCETS2', 'TARGETTS1', TARGETTS2,
    SYS_ANY', 'ERRORSCHEMA', 'ERRORNAME')
```


ADMIN_DROP_SCHEMA procedure - Drop a specific schema and its objects

The ADMIN_DROP_SCHEMA procedure is used to drop a specific schema and all objects contained in it.

Syntax

```
► ADMIN_DROP_SCHEMA ( ( schema , dropmode , errortabschema ,  
    errortab ) )
```

The schema is SYSPROC.

Procedure parameters

schema

An input argument of type VARCHAR(128) that specifies the name of the schema being dropped. The name must be specified in uppercase characters.

dropmode

Reserved for future use and should be set to NULL.

errortabschema

An input and output argument of type VARCHAR(128) that specifies the schema name of a table containing error information for objects that could not be dropped. The name is case-sensitive. This table is created for the user by the ADMIN_DROP_SCHEMA procedure in the SYSTOOLSPACE table space. If no errors occurred, then this parameter is NULL on output.

errortab

An input and output argument of type VARCHAR(128) that specifies the name of a table containing error information for objects that could not be dropped. The name is case-sensitive. This table is created for the user by the ADMIN_DROP_SCHEMA procedure in the SYSTOOLSPACE table space. This table is owned by the user ID that invoked the procedure. If no errors occurred, then this parameter is NULL on output. If the table cannot be created or already exists, the procedure operation fails and an error message is returned. The table must be cleaned up by the user following any call to ADMIN_DROP_SCHEMA; that is, the table must be dropped in order to reclaim the space it is consuming in SYSTOOLSPACE.

Column name	Data type	Description
OBJECT_SCHEMA	VARCHAR(128)	object_schema - Object schema monitor element
OBJECT_NAME	VARCHAR(128)	object_name - Object name monitor element
OBJECT_TYPE	VARCHAR(30)	objtype - Object type monitor element
SQLCODE	INTEGER	The error SQLCODE.
SQLSTATE	CHAR(5)	The error SQLSTATE.
ERROR_TIMESTAMP	TIMESTAMP	Time that the drop command failed.
STATEMENT	CLOB(2 M)	DDL for the failing object.
DIAGTEXT	CLOB(2 K)	Error message text for the failed drop command.

Authorization

One of the following authorizations is required:

- EXECUTE privilege on the ADMIN_DROP_SCHEMA procedure
- DATAACCESS authority
- DBADM authority
- SQLADM authority

In addition, drop authority is needed on all objects being removed for the user calling this procedure.

Default PUBLIC privilege

In a non-restrictive database, EXECUTE privilege is granted to PUBLIC when the procedure is automatically created.

Example

```
CALL SYSPROC.ADMIN_DROP_SCHEMA('SCHNAME', NULL, 'ERRORSCHEMA', 'ERRORTABLE')
```

The following is an example of output for this procedure.

```
Value of output parameters
-----
Parameter Name : ERRORTABSCHEMA
Parameter Value : ERRORSCHEMA <-- error!

Parameter Name : ERRORTAB
Parameter Value : ERRORTABLE <-- error!

Return Status = 0
```

The return status is not zero only when an internal error has been detected (for example, if SYSTOOLSPACE does not exist).

Errors can be checked by querying the error table:

```
SELECT * FROM ERRORSCHEMA.ERRORTABLE
```

Usage notes

- If objects in another schema depend on an object being dropped, the default DROP statement semantics apply.
- This procedure does not support dropping the following objects:
 - Index extensions
 - Nicknames
 - Packages
 - Typed tables
 - Array types
 - User-defined structured types (and their transform functions)
 - Typed views
 - Jars (Java routine archives)
 - Staging tables
 - XSR objects
- If one of these objects exists in the schema being dropped, neither the object nor the schema is dropped, and an entry is added to the error table indicating that the object was not dropped.
- The operation of this procedure requires the existence of the SYSTOOLSPACE table space. This table space is used to hold metadata used by the ADMIN_DROP_SCHEMA procedure as well as error tables returned by this procedure. If the table space does not exist, an error is returned.

ADMIN_EST_INLINE_LENGTH function - Estimate length required to inline data

The ADMIN_EST_INLINE_LENGTH function returns an estimate of the inline length that is required to inline the data stored in an XML column, BLOB column, CLOB column, or DBCLOB column.

If the data cannot be inlined, the function returns a negative value.

If the data is already inlined, the function returns the actual length of the inlined data.

Syntax

► ADMIN_EST_INLINE_LENGTH (— *column-name* —) ◄

The schema is SYSIBM.

Return value

This function returns either an INTEGER value that represents the estimated inline length (in bytes) of the data, or one of the following values:

NULL

The inputs are NULL.

-1

The data cannot be inlined because there is no valid inline length that would allow the column value to be inlined.

-2

The estimated inline length of the document cannot be determined because the document was inserted and stored using an earlier product release.

Function parameters

column-name

Identifies a column of the base table with a data type of XML, BLOB, CLOB, or DBCLOB (SQLSTATE 42884). The column must directly or indirectly reference the column of a base table that is not generated based on an expression (SQLSTATE 42815).

Example

Example 1: The following example returns the estimated inline length of three XML documents that are contained in XML column xml_doc1 of TAB1 table.

```
db2 => SELECT PK, ADMIN_IS_INLINED(xml_doc1) as IS_INLINED,
        ADMIN_EST_INLINE_LENGTH(xml_doc1) as EST_INLINE_LENGTH
        from TAB1
```

This query results in the following output:

PK	IS_INLINED	EST_INLINE_LENGTH
1	1	292
2	0	450
3	0	454

3 record(s) selected.

In the example, the ADMIN_IS_INLINED function indicates that the first document is inlined. Therefore, the ADMIN_EST_INLINE_LENGTH function returns the actual length of the inlined XML document. The second document is not inlined, so the ADMIN_EST_INLINE_LENGTH function returns the estimated inline length that is required to inline the second XML document.

Example 2: The following example returns the estimated inline length of one XML document that is contained in the XML column xml_doc1 of the TAB1 table. This example includes a predicate.

```
db2 => SELECT PK, ADMIN_IS_INLINED(xml_doc1) as IS_INLINED,
        ADMIN_EST_INLINE_LENGTH(xml_doc1) as EST_INLINE_LENGTH
        from TAB1 where PK=2
```

This query results in the following output:

```
PK          IS_INLINED EST_INLINE_LENGTH
-----
2          0          450

1 record(s) selected.
```

Example 3: The following example returns the estimated inline length of three CLOB data that are contained in CLOB column clob_1 of the TAB1 table.

```
db2 => SELECT PK, ADMIN_IS_INLINED(clob_1) as IS_INLINED,
        ADMIN_EST_INLINE_LENGTH(clob_1) as EST_INLINE_LENGTH
        from TAB1
```

This query results in the following output:

```
PK          IS_INLINED EST_INLINE_LENGTH
-----
1          1          68
2          0         3665
3          0          -1

3 record(s) selected.
```

Usage notes

- XML columns are supported only when the XML documents were inserted using Db2 Version 9.7 or later. XML documents inserted before this release have a different storage format. When the ADMIN_EST_INLINE_LENGTH function encounters an incorrect storage format, it returns a value of -2.
- If you plan to increase the column inline length, remember that this length cannot be reduced.
- Increasing the inline length also increases the total row size and might affect the performance of buffer pools. The total row size has the following limits.

<i>Table 25. Row size limits</i>		
Page size	Row size limit	Inline length limit
4K	4005	4001
8K	8101	8097
16K	16 293	16 289
32K	32 677	32 673

- The estimated inline length might not be accurate if the XML storage object page size is not same as the base table page size.

ADMIN_GET_ENCRYPTION_INFO - Get database encryption settings

The ADMIN_GET_ENCRYPTION_INFO table function returns the current encryption settings for a database.

Authorization

The following authorization is required:

- EXECUTE privilege on the routine. EXECUTE privilege on this routine can be granted only by the security administrator (SECADM).

Default PUBLIC privilege

None

Syntax

► ADMIN_GET_ENCRYPTION_INFO — (—) ◄

The schema is SYSPROC.

Information returned

Column name	Data type	Description
OBJECT_NAME	VARCHAR(128)	Name of the object being encrypted.
OBJECT_TYPE	VARCHAR(20)	Type of object being encrypted.
ALGORITHM	VARCHAR(16)	Encryption algorithm used.
ALGORITHM_MODE	VARCHAR(16)	Encryption mode used.
KEY_LENGTH	SMALLINT	Encryption key length.
MASTER_KEY_LABEL	VARCHAR(255)	Master key label associated with the master key used.
KEYSTORE_NAME	VARCHAR(255)	Absolute path of the keystore file location.
KEYSTORE_TYPE	VARCHAR(20)	Type of keystore.
KEYSTORE_HOST	VARCHAR(255)	Host name of the server where the keystore file is located. When the database instance is configured for PKCS #11 keystore, the KEYSTORE_HOST column contains a semi-colon separated list of information about the PKCS #11 keystore. The format is: <pre><slot label> ;<token manufacturer> ;<token model> ;<serial number> ;</pre>
KEYSTORE_IP	VARCHAR(40)	IP address of the server where the keystore file is located.
KEYSTORE_IP_TYPE	VARCHAR(16)	Type of the IP address of the keystore (IPv4 or IPv6).
PREVIOUS_MASTER_KEY_LABEL	VARCHAR(255)	Master key label before the last master key rotation took place. If a master key rotation has not occurred, this value is the master key label with which the database is created.

Table 26. Information returned by the ADMIN_GET_ENCRYPTION_INFO routine (continued)

Column name	Data type	Description
AUTH_ID	VARCHAR(128)	Authorization ID that was used during the last master key rotation.
APPL_ID	VARCHAR(128)	Application ID that was used during the last master key rotation.
ROTATION_TIME	TIMESTAMP	Timestamp when the last master key rotation took place.

Examples

1. Retrieve the current database encryption settings.

```
SELECT OBJECT_NAME, OBJECT_TYPE, ALGORITHM, ALGORITHM_MODE, KEY_LENGTH, MASTER
KEY LABEL
FROM TABLE(SYSPROC.ADMIN_GET_ENCRYPTION_INFO())
```

This query returns the following output:

```
OBJECT_NAME          OBJECT_TYPE          ALGORITHM           ...
-----
SAMPLE              DATABASE             AES                 ...
```

Query output (continued):

```
... ALGORITHM_MODE  KEY_LENGTH  MASTER_KEY_LABEL
... -----
... CBC              256        DB2_SYSGEN_geoffrey_SAMPLE_2013-12-11-09.23.56
```

2. Retrieve information about the instance keystore setting.

```
SELECT KEYSTORE_NAME, KEYSTORE_TYPE, KEYSTORE_HOST, KEYSTORE_IP, KEYSTORE_IP_TYPE
FROM TABLE(SYSPROC.ADMIN_GET_ENCRYPTION_INFO())
```

This query returns the following output:

```
KEYSTORE_NAME          KEYSTORE_TYPE       ...
-----
/home/hotel170/geoffrey/sql1lib/keystore.p12  PKCS12              ...
```

Query output (continued):

```
... KEYSTORE_HOST      KEYSTORE_IP         KEYSTORE_IP_TYPE
... -----
... hotel170.torolab.ibm.com  9.26.121.28        IPV4
```

3. Retrieve information about the last master key rotation operation.

```
SELECT PREVIOUS_MASTER_KEY_LABEL, AUTH_ID, APPL_ID, ROTATION_TIME
FROM TABLE(SYSPROC.ADMIN_GET_ENCRYPTION_INFO())
```

This query returns the following output:

```
PREVIOUS_MASTER_KEY_LABEL          AUTH_ID           ...
-----
DB2_SYSGEN_geoffrey_SAMPLE_2013-12-10-02.12.34  GEOFFREY         ...
```

Query output (continued):

```

... APPL_ID
ROTATION_TIME
... -----
... *LOCAL.geoffrey.140104183255 2013-12-11-09.23.56.000000

```

4. Retrieve information about the PKCS #11 keystore:

```
SELECT KEYSTORE_HOST FROM TABLE(SYSPROC.ADMIN_GET_ENCRYPTION_INFO())
```

This query returns the following output:

```
DB2partition ;Safenet, Inc. ;LunaSA ;1146376383692 ;
```

ADMIN_GET_INDEX_COMPRESS_INFO table function - returns compressed index information

The ADMIN_GET_INDEX_COMPRESS_INFO table function returns the potential index compression savings for uncompressed indexes.

Syntax

```

►► ADMIN_GET_INDEX_COMPRESS_INFO  — ( — objecttype  — , — objectschema  — , —►

    ► — objectname  — , — member  — , — datapartitionid  — ) —►

```

The schema is SYSPROC.

Table function parameters

objecttype

An input argument of type VARCHAR(1) that indicates the object type. The value must be one of the following case-sensitive values:

- 'T', NULL, or the empty string to indicate a table
- 'I' for an index

objectschema

A case-sensitive input parameter of type VARCHAR(128) that specifies the object schema.

If *objecttype* is 'T', NULL, or the empty string ("), then *objectschema* indicates the table schema.

- If *objectschema* is specified and *objectname* is NULL or the empty string ("), then information is returned for all indexes on all tables in the specified schema.
- If both *objectschema* and *objectname* are specified, then information is returned for all indexes on the specified table.

If *objecttype* is 'I', then *objectschema* indicates the index schema.

- If *objectschema* is specified and *objectname* is NULL or the empty string ("), then information is returned for all indexes in the specified schema.
- If both *objectschema* and *objectname* are specified, then information is returned for the specified index.
- If neither *objectschema* or *objectname* are specified, then information is returned for all indexes in all of the schemas.

If *objectname* is specified and *objectschema* is not specified, the function returns an SQL error. A parameter value is said to be unspecified when either it has a value of NULL or the empty string (").

objectname

A case-sensitive input parameter of type VARCHAR(128) that specifies the object name. See the description for the *objectschema* parameter.

member

An input parameter of type INTEGER that specifies a database member number. When specified, information is returned only for indexes that reside on the specified database member. To specify that

data should be returned for all active database members, set the *member* parameter value to either -2 or NULL. In single-member environments, specify -2 or NULL.

datapartitionid

An input parameter of type INTEGER that specifies the data partition ID. When specified, information is returned only for index partitions defined on the specified data partitions. The data partition ID should correspond to the DATAPARTITIONID found in the SYSCAT.DATAPARTITIONS view. To specify that data should be returned for all data partitions, set the *datapartitionid* parameter value to either -2 or NULL. For nonpartitioned indexes, specify -2, 0, or NULL.

Authorization

One of the following authorities is required to execute the routine:

- EXECUTE privilege on the routine
- DATAACCESS authority
- DBADM authority
- SQLADM authority

Default PUBLIC privilege

In a non-restrictive database, EXECUTE privilege is granted to PUBLIC when the function is automatically created.

Usage notes

- Do not use this function on existing indexes to get actual compression savings; instead run the RUNSTATS command (if statistics are not up to date), then query either or both of the following catalog values:
 - SYSCAT.INDEXES.PCTPAGESSAVED
 - SYSCAT.INDEXPARTITIONS.PCTPAGESSAVED

Example

After database migration, all the existing indexes are uncompressed. You may want to estimate the potential index compression savings for existing indexes on the table "S.T1", which has a data partition ID of 3 and resides on database partition number 2. In this example, S is the schema name and T1 is the table name, and T1 is not compressed

```
SELECT compress_attr, iid, dbpartitionnum, index_compressed,
       pct_pages_saved, num_leaf_pages_saved
FROM TABLE(sysproc.admin_get_index_compress_info('', 'S', 'T1', 2, 3))
AS t
```

The following is a sample of the output from this statement.

COMPRESS_ATTR	IID	DBPARTITIONNUM	INDEX_COMPRESSED	...
N	1	2	N	...
N	2	2	N	...

...	PCT_PAGES_SAVED	NUM_LEAF_PAGES_SAVED
...	50	200
...	45	150

You may decide that the savings from compression are worthwhile, and you want to enable index compression.

```
ALTER INDEX INDEX1 compress yes
ALTER INDEX INDEX2 compress yes
REORG INDEXES all FOR table S.T1
```

As time passes, you may determine the need to create new indexes for the table and want to estimate index compression savings for these indexes before compressing them. You may also want to see the compression statistics from already compressed indexes.

```
SELECT compress_attr, iid, dbpartitionnum, index_compressed,
       pct_pages_saved, num_leaf_pages_saved
FROM TABLE(sysproc.admin_get_index_compress_info('', 'S', 'T1', 2, 3))
AS t
```

The following is a sample of the output from this statement.

```
COMPRESS_ATTR      IID DBPARTITIONNUM INDEX_COMPRESSED ...
-----
Y                  1          2 Y                ...
Y                  2          2 Y                ...
N                  3          2 N                ...
N                  4          2 N                ...

... PCT_PAGES_SAVED NUM_LEAF_PAGES_SAVED
... -----
...                -1                -1
...                -1                -1
...                58                230
...                49                140
```

As the first two indexes were already compressed, as indicated by the `index_compressed` column, the statement returns values from the system catalogs. In this case, the values from the catalogs were not collected.

After running `RUNSTATS` on the table, the next run of the index function yields the corrected results.

```
RUNSTATS ON TABLE S.T1 FOR INDEXES ALL
SELECT compress_attr, iid, dbpartitionnum, index_compressed,
       pct_pages_saved, num_leaf_pages_saved
FROM TABLE(sysproc.admin_get_index_compress_info('', 'S', 'T1', 2, 3))
AS t
```

The following is a sample of the output from this statement.

```
COMPRESS_ATTR      IID DBPARTITIONNUM INDEX_COMPRESSED ...
-----
Y                  1          2 Y                ...
Y                  2          2 Y                ...
N                  3          2 N                ...
N                  4          2 N                ...

... PCT_PAGES_SAVED NUM_LEAF_PAGES_SAVED
... -----
...                50                200
...                45                150
...                58                230
...                49                140
```

Information returned

Table 27. Information returned by ADMIN_GET_INDEX_COMPRESS_INFO		
Column Name	Data Type	Description
INDSCHEMA	VARCHAR(128)	index_schema - Index schema monitor element

Table 27. Information returned by ADMIN_GET_INDEX_COMPRESS_INFO (continued)

Column Name	Data Type	Description
INDNAME	VARCHAR(128)	index_name - Index name monitor element
TABSCHEMA	VARCHAR(128)	table_schema - Table schema name monitor element
TABNAME	VARCHAR(128)	table_name - Table name monitor element
DBPARTITIONNUM	SMALLINT	dbpartitionnum - Database partition number monitor element
IID	SMALLINT	iid - Index identifier monitor element
DATAPARTITIONID	INTEGER	Data partition ID.
COMPRESS_ATTR	CHAR(1)	The state of the COMPRESSION attribute on the index. <ul style="list-style-type: none"> "Y" = Index compression is enabled "N" = Index compression is not enabled
INDEX_COMPRESSED	CHAR(1)	Physical index format. <ul style="list-style-type: none"> "Y" = Index is in compressed format "N" = Index is in uncompressed format <p>If the physical index format does not match the compression attribute, an index reorganization is needed to convert index to the defined format. If the table or index is in error at the time this function is executed, then this value is NULL.</p>
PCT_PAGES_SAVED	SMALLINT	If the index is not physically compressed (INDEX_COMPRESSED is "N"), then this value represents the estimated percentage of leaf pages saved, as if the index were actually compressed. If the index is physically compressed (INDEX_COMPRESSED is "Y"), then this value reports the PCTPAGESSAVED value from the system catalog view (either SYSCAT.INDEXES or SYSCAT.INDEXPARTITIONS). <p>Note: This value is the same for each entry of an index or index partition for each database partition in a partitioned database environment. If the table or index is in error at the time this function is executed, then this value is NULL.</p>
NUM_LEAF_PAGES_SAVED	BIGINT	If the index is not physically compressed (INDEX_COMPRESSED is "N"), then this value represents the estimated number of leaf pages saved as if the index were actually compressed. If the index is physically compressed (INDEX_COMPRESSED is "Y"), then this value reports the calculated number of leaf pages saved, based on the PCTPAGESSAVED and NLEAF values from the system catalog view (either SYSCAT.INDEXES or SYSCAT.INDEXPARTITIONS). If either PCTPAGESSAVED or NLEAF are invalid values (-1), then this value is set to -1 as well. <p>Note: This value is the same for each entry of an index or index partition for each database partition in a partitioned database environment. If the table or index is in error at the time this function is executed, then this value is NULL.</p>

ADMIN_GET_INDEX_INFO table function - returns index information

The ADMIN_GET_INDEX_INFO table function returns index information not available in the catalog views, such as compression information and the logical and physical size of the index.

Syntax

► ADMIN_GET_INDEX_INFO (— *objecttype* — , — *objectschema* — , — *objectname* —) ◄

The schema is SYSPROC.

Table function parameters

objecttype

An input argument of type VARCHAR(1) that indicates the object type. The value must be one of the following case-sensitive values:

- 'T', NULL, or the empty string (") to indicate a table
- 'I' for an index

objectschema

A case-sensitive input parameter of type VARCHAR(128) that specifies the object schema.

If *objecttype* is 'T', NULL, or the empty string ("), then *objectschema* indicates the table schema.

- If *objectschema* is specified and *objectname* is NULL or the empty string ("), then information is returned for all indexes on all tables in the specified schema.
- If both *objectschema* and *objectname* are specified, then information is returned for all indexes on the specified table.

If *objecttype* is 'I', then *objectschema* indicates the index schema.

- If *objectschema* is specified and *objectname* is NULL or the empty string ("), then information is returned for all indexes in the specified schema.
- If both *objectschema* and *objectname* are specified, then information is returned for the specified index.
- If neither *objectschema* or *objectname* are specified, then information is returned for all indexes in all of the schemas.

If *objectname* is specified and *objectschema* is not specified, the function returns an SQL error. A parameter value is said to be unspecified when either it has a value of NULL or the empty string (").

objectname

A case-sensitive input parameter of type VARCHAR(128) that specifies the object name. See the description for the *objectschema* parameter.

Authorization

One of the following authorities is required to execute the routine:

- EXECUTE privilege on the routine
- DATAACCESS authority
- DBADM authority
- SQLADM authority

Default PUBLIC privilege

In a non-restrictive database, EXECUTE privilege is granted to PUBLIC when the function is automatically created.

Example

After enabling index compression for several indexes on a table, you want to determine which indexes are compressed and which indexes require a rebuild in order to be compressed. In this example, S is the schema name and T1 is the table name.

```
db2 SELECT iid, compress_attr, index_compressed
      FROM TABLE(sysproc.admin_get_index_info('','S','T1')) AS t
```

The following is an example of output from this query.

IID	COMPRESS_ATTR	INDEX_COMPRESSED
1	Y	Y
2	Y	Y
3	Y	N
4	N	N

Additionally, you want to see other index information for all indexes in the schema S2. In this example:

- T2 = a partitioned table with two data partitions
- T3 = a nonpartitioned table
- IND_1 = a nonpartitioned index on T2
- IND_2 = a partitioned index on T2
- IND_3 = a partitioned index on T2
- IND_4 = an index on T3
- IND_5 = an index on T3

```
db2 SELECT tabname, indname, iid, index_partitioning, datapartitionid,
      index_object_l_size, index_object_p_size, index_requires_rebuild,
      large_rids FROM TABLE(sysproc.admin_get_index_info('I','S2','')) AS t
```

The following is an example of the output from this query.

TABNAME	INDNAME	IID	INDEX_PARTITIONING	DATAPARTITIONID
T2	IND_1	1	N	0
T2	IND_2	2	P	1
T2	IND_2	2	P	2
T2	IND_3	3	P	1
T2	IND_3	3	P	2
T3	IND_4	4		0
T3	IND_5	5		0

Output from this procedure (continued):

INDEX_OBJECT_L_SIZE	INDEX_OBJECT_P_SIZE	INDEX_REQUIRES_REBUILD	LARGE_RIDS
50	51	N	Y
40	40	N	Y
45	45	N	Y
40	40	N	Y
45	45	N	Y
20	20	N	Y
20	20	N	Y

Information returned

Column Name	Data Type	Description
INDSCHEMA	VARCHAR(128)	index_schema - Index schema monitor element

Table 28. Information returned by ADMIN_GET_INDEX_INFO (continued)

Column Name	Data Type	Description
INDNAME	VARCHAR(128)	index_name - Index name monitor element
TABSCHEMA	VARCHAR(128)	table_schema - Table schema name monitor element
TABNAME	VARCHAR(128)	table_name - Table name monitor element
DBPARTITIONNUM	SMALLINT	dbpartitionnum - Database partition number monitor element
IID	SMALLINT	iid - Index identifier monitor element
DATAPARTITIONID	INTEGER	Data partition ID.
COMPRESS_ATTR	CHAR(1)	The state of the COMPRESSION attribute on the index. <ul style="list-style-type: none"> • "Y" = Index compression is enabled • "N" = Index compression is not enabled
INDEX_COMPRESSED	CHAR(1)	Physical index format. <ul style="list-style-type: none"> • "Y" = Index is in compressed format • "N" = Index is in uncompressed format <p>If the physical index format does not match the compression attribute, an index reorganization is needed to convert the index to the defined format. If the table or index is in error when this function is executed, then this value is NULL.</p>
INDEX_PARTITIONING	CHAR(1)	Identifies the partitioning characteristic of the index. <ul style="list-style-type: none"> • "N" = Nonpartitioned index • "P" = Partitioned index • Blank = Index is not on a partitioned table
INDEX_OBJECT_L_SIZE	BIGINT	Logical size of the index object. For nonpartitioned tables, this is the amount of disk space logically allocated for all indexes defined on the table. For a nonpartitioned index on a partitioned table, this is the amount of disk space logically allocated for the index. For a partitioned index on a partitioned table, this is the amount of disk space logically allocated for all index partitions defined on the data partition. All sizes are reported in kilobytes (KB). <p>The logical size is the amount of space that the table or data partition knows about. It may be less than the amount of space physically allocated to hold index data for the table or data partition (for example, in the case of a logical table truncation). The size returned takes into account full extents that are logically allocated for the indexes and, for indexes created in DMS table spaces, an estimate of the EMP extents. If the table or index is in error when this function is executed, then this value is NULL.</p>

Table 28. Information returned by ADMIN_GET_INDEX_INFO (continued)

Column Name	Data Type	Description
INDEX_OBJECT_P_SIZE	BIGINT	Physical size of the index object. For nonpartitioned tables, this is the amount of disk space physically allocated for all indexes defined on the table. For a nonpartitioned index on a partitioned table, this is the amount of disk space physically allocated for the index. For a partitioned index on a partitioned table, this is the amount of disk space physically allocated for all index partitions defined on the data partition. All sizes are reported in kilobytes (KB). The size returned takes into account full extents allocated for the indexes and includes the EMP extents for indexes created in DMS table spaces. If the table or index is in error when this function is executed, then this value is NULL.
INDEX_REQUIRES_REBUILD	CHAR(1)	Rebuild status for the index. <ul style="list-style-type: none"> • "Y" if the index defined on the table or data partition requires a rebuild • "N" otherwise If the table is in error when this function is executed, then this value is NULL.
LARGE_RIDS	CHAR(1)	Indicates whether or not the index is using large row IDs (RIDs) (4 byte page number, 2 byte slot number). <ul style="list-style-type: none"> • "Y" indicates that the index is using large RIDs • "N" indicates that the index is not using large RIDs • "P" (pending) indicates that the table that the index is defined on supports large RIDs (that is, the table is in a large table space), but the index for the table or data partition has not been reorganized or rebuilt yet. Therefore, the table is still using 4 byte RIDs, and action must be taken to convert the table or index to large RIDs. If the table is in error where this function is executed, then this value is NULL.
RECLAIMABLE_SPACE	BIGINT	This value applies only to an index in a DMS table space. This value is an estimate of disk space, in kilobytes, that can be reclaimed from the entire index object by running the REORG INDEXES or REORG INDEX command with the RECLAIM EXTENTS option. For any index not defined in a DMS table space, the value is zero. If the table or index is in error when this function is executed, then this value is NULL.

ADMIN_GET_INTRA_PARALLEL - Get intrapartition parallelism state

The ADMIN_GET_INTRA_PARALLEL scalar function returns the current state of intrapartition parallelism for the application.

This function can be used to check if current statements are running with parallelized query access plan.

Syntax

➤ ADMIN_GET_INTRA_PARALLEL — (—) ➤

The schema is SYSPROC.

Authorization

One of the following authorities is required to execute the routine:

- EXECUTE privilege on the routine
- DATAACCESS authority
- DBADM authority
- SQLADM authority

Default PUBLIC privilege

None

Information returned

This function returns a value of type VARCHAR(3) that specifies the current state of intrapartition parallelism for the database application. One of the following values is returned:

YES

The database application will run with intrapartition parallelism enabled.

NO

The database application will run with intrapartition parallelism disabled.

Usage notes

The value returned by ADMIN_GET_INTRA_PARALLEL can be different from the state set by ADMIN_SET_INTRA_PARALLEL in the following cases:

- ADMIN_SET_INTRA_PARALLEL was called during a transaction and the transaction is not yet committed or rolled back.
- ADMIN_SET_INTRA_PARALLEL was called during a transaction that opens a with hold cursor and the current transaction has not yet closed the cursor.
- The application is associated with a database workload, which has a value applied to the MAX DEGREE workload attribute that is different than the one specified by the call to ADMIN_SET_INTRA_PARALLEL.

Example

Find the current state of intrapartition parallelism from CLP:

```
VALUES SYSPROC.ADMIN_GET_INTRA_PARALLEL
1
---
NO
1 record(s) selected.
```

ADMIN_GET_MEM_USAGE table function - Get total memory consumption for instance

The ADMIN_GET_MEM_USAGE table function gets the total memory consumption for a given instance.

Syntax

```
►► ADMIN_GET_MEM_USAGE ( member ) ◄◄
```

The schema is SYSPROC.

Table function parameters

member

An optional input argument of type integer that specifies the member from which the memory usage statistics are retrieved. If -1 or the NULL value is specified, data is returned from the currently connected member.

Authorization

One of the following authorities is required to execute the routine:

- EXECUTE privilege on the routine
- DATAACCESS authority
- DBADM authority
- SQLADM authority

Default PUBLIC privilege

None

Information returned

Table 29. Information returned for ADMIN_GET_MEM_USAGE

Column Name	Data type	Description
MEMBER	SMALLINT	member - Database member monitor element
MAX_MEMBER_MEM	BIGINT	The maximum amount of memory (in bytes) available for the member.
CURRENT_MEMBER_MEM	BIGINT	The amount of memory (in bytes) currently used by the member.
PEAK_MEMBER_MEM	BIGINT	The peak or high watermark of memory (in bytes) used by the member since the instance started.

Examples

Example 1: Report memory usage for all members

```
SELECT MEMBER, MAX_MEMBER_MEM, CURRENT_MEMBER_MEM, PEAK_MEMBER_MEM  
FROM TABLE(SYSPROC.ADMIN_GET_MEM_USAGE()) AS T
```

```
MEMBER  MAX_MEMBER_MEM      CURRENT_MEMBER_MEM  PEAK_MEMBER_MEM  
-----  
0        7430103040           958169088           958300160  
3        7430103040           951615488           951615488  
1        7430103040           952664064           952664064  
2        7430103040           951615488           951615488
```

4 record(s) selected.

ADMIN_GET_MSGS table function - Retrieve messages generated by a data movement utility that is executed through the ADMIN_CMD procedure

The ADMIN_GET_MSGS table function is used to retrieve messages generated by a single execution of a data movement utility command through the ADMIN_CMD procedure. The input parameter *operation_id* identifies that operation.

Syntax

►► ADMIN_GET_MSGS — (— *operation_id* —) —►

The schema is SYSPROC.

Table function parameter

operation_id

An input argument of type VARCHAR(139) that specifies the operation ID of the message file(s) produced by a data movement utility that was executed through the ADMIN_CMD procedure. The operation ID is generated by the ADMIN_CMD procedure.

Authorization

EXECUTE privilege on the ADMIN_GET_MSGS table function. The fenced user ID must have read access to the files under the directory indicated by registry variable **DB2_UTIL_MSGPATH**. If the registry variable is not set, then the fenced user ID must have read access to the files in the tmp subdirectory of the instance directory.

Default PUBLIC privilege

In a non-restrictive database, EXECUTE privilege is granted to PUBLIC when the function is automatically created.

Example

Check all the messages returned by EXPORT utility that was executed through ADMIN_CMD procedure, with operation ID '24523_THERESAX'

```
SELECT * FROM TABLE(SYSPROC.ADMIN_GET_MSGS('24523_THERESAX')) AS MSG
```

The following output is an example of sample output from this query.

```
DBPARTITIONNUM AGENTTYPE  SQLCODE  MSG
-----
-              -          SQL3104N  The Export utility is beginning to
-              -          SQL3105N  The Export utility has finished
                exporting "8" rows.

2 record(s) selected.
```

Usage notes

The query statement that invokes this table function with the appropriate *operation_id* can be found in the MSG_RETRIEVAL column of the first result set returned by the ADMIN_CMD procedure.

Information returned

Table 30. Information returned by the ADMIN_GET_MSGS table function		
Column name	Data type	Description
DBPARTITIONNUM	INTEGER	dbpartitionnum - Database partition number monitor element

Table 30. Information returned by the ADMIN_GET_MSGS table function (continued)

Column name	Data type	Description
AGENTTYPE	CHAR(4)	Agent type. This value is only returned for a distributed load. The possible values are: <ul style="list-style-type: none"> • 'LOAD': for load agent • 'PART': for partitioning agent • 'PREP': for pre-partitioning agent • NULL: no agent type information is available
SQLCODE	VARCHAR(9)	SQLCODE of the message being returned.
MSG	VARCHAR(1024)	Short error message that corresponds to the SQLCODE.

ADMIN_GET_STORAGE_PATHS table function - retrieve automatic storage path information

The ADMIN_GET_STORAGE_PATHS table function returns a list of automatic storage paths for each database storage group, including file system information for each storage path.

Refer to [Table 31 on page 165](#) for a complete list of information that can be returned.

Syntax

►► ADMIN_GET_STORAGE_PATHS — (— *storage_group_name* — , — *member* —) ►►

The schema is SYSPROC.

Table function parameters

storage_group_name

An input argument of type VARCHAR(128) that specifies a valid storage group name in the currently connected database when this function is called. If the argument is NULL or an empty string, information is returned for all storage groups in the database. If the argument is specified, information is only returned for the identified storage group.

member

An input argument of type INTEGER that specifies a valid member in the same instance as the currently connected database when calling this function.

- In a Db2 pureScale, specify 0.
- In a partitioned database environment, specify -1 for the current database member, or -2 for all database members.

If the NULL value is specified, -1 is set implicitly.

Authorization

One of the following authorities is required to execute the routine:

- EXECUTE privilege on the routine
- DATAACCESS authority
- DBADM authority
- SQLADM authority

Default PUBLIC privilege

None

Example

Determine which dropped storage paths are still being used:

```
SELECT VARCHAR(STORAGE_GROUP_NAME, 30) AS STOGROUP, VARCHAR(DB_STORAGE_PATH, 40)
AS STORAGE_PATH FROM TABLE(ADMIN_GET_STORAGE_PATHS('',-1)) AS T
WHERE DB_STORAGE_PATH_STATE = 'DROP_PENDING'
```

The following is an example of the output from this query.

```
STOGROUP                STORAGE_PATH
-----
HOTSTORAGE              /home/hotel55/hotpath1

1 record(s) selected.
```

List all the storage paths for the currently connected database:

```
SELECT VARCHAR(STORAGE_GROUP_NAME, 30) AS STOGROUP, VARCHAR(DB_STORAGE_PATH, 40)
AS STORAGE_PATH FROM TABLE(ADMIN_GET_STORAGE_PATHS('',-1)) AS T
```

The following is an example of the output from this query.

```
STOGROUP                STORAGE_PATH
-----
IBMSTOGROUP            /home/hotel55/instowner
HOTSTORAGE             /home/hotel55/hotpath1
COLDSTORAGE           /home/hotel55/coldpath1

3 record(s) selected.
```

Information returned by ADMIN_GET_STORAGE_PATHS

Column Name	Data Type	Description or corresponding monitor element
STORAGE_GROUP_NAME	VARCHAR(128)	storage_group_name - Storage group name
STORAGE_GROUP_ID	INTEGER	storage_group_id - Storage group identifier
DBPARTITIONNUM	SMALLINT	dbpartitionnum - Database partition number
DB_STORAGE_PATH	VARCHAR(256)	db_storage_path - Automatic storage path
DB_STORAGE_PATH_WITH_DPE	VARCHAR(256)	db_storage_path_with_dpe - Database storage path with database partition expression
DB_STORAGE_PATH_STATE	VARCHAR(16)	db_storage_path_state - Storage path state Value is one of: <ul style="list-style-type: none">• IN_USE• NOT_IN_USE• DROP_PENDING

<i>Table 31. Information returned by the ADMIN_GET_STORAGE_PATHS table function (continued)</i>		
Column Name	Data Type	Description or corresponding monitor element
DB_STORAGE_PATH_ID	BIGINT	db_storage_path_id - Storage path identifier
FS_ID	VARCHAR(22)	fs_id - Unique file system identification number
FS_TOTAL_SIZE	BIGINT	fs_total_size - Total size of a file system
FS_USED_SIZE	BIGINT	fs_used_size - Amount of space used on a file system
STO_PATH_FREE_SIZE	BIGINT	sto_path_free_size - Automatic Storage path free space

ADMIN_GET_SYSIBM_FUNCTIONS table function - Returns information about Db2 built-in functions

The ADMIN_GET_SYSIBM_FUNCTIONS table function returns information about Db2 built-in functions.

Authorization

To execute the routine, one of the following authorizations is required:

- EXECUTE privilege on the routine
- DATAACCESS authority
- DBADM authority
- SQLADM authority

Default PUBLIC privilege

In a non-restrictive database, the EXECUTE privilege is granted to PUBLIC when the function is automatically created.

Syntax

►► ADMIN_GET_SYSIBM_FUNCTIONS (— *routinename* — , — *functiontype* —) ◄◄

The schema is SYSPROC.

Routine parameters

routinename

An input argument of type VARCHAR(128) that specifies a built-in routine name. Trailing spaces for the parameter are ignored by the function. The argument must be in upper case.

functiontype

An input argument of type CHAR(1) that specifies the type of the built-in routine. Trailing spaces for the parameter are ignored by the function. The argument must be in upper case.

If the **routinename** parameter and the **functiontype** parameter are both NULL, all the rows are returned.

Information returned

<i>Table 32. Information returned by the ADMIN_GET_SYSIBM_FUNCTIONS routine</i>		
Column name	Data type	Description
ROUTINESHEMA	VARCHAR(128)	The name of the schema of the built-in function. The name is always SYSIBM.
ROUTINEMODULENAME	VARCHAR(128)	The name of the module of the built-in function. The name is always NULL.
ROUTINENAME	VARCHAR(128)	The unqualified name of the routine.
ROUTINETYPE	CHAR(1)	The type of the routine. The type is always F.
OWNER	VARCHAR(128)	The owner of the built-in function. The name is always SYSIBM.
OWNERTYPE	CHAR(1)	The type of the owner of the built-in function. The type is always S.
SPECIFICNAME	VARCHAR(128)	The specific name of the built-in function. The value is SYS appended with <i>routineid</i> , where <i>routineid</i> is the value of the routineid column.
ROUTINEID	INTEGER	The ID of the routine of the built-in function.
ROUTINEMODULEID	INTEGER	The ID of the module of the built-in function. The value is always NULL.
RETURN_TYPESHEMA	VARCHAR(128)	The schema of the function of the return type. If the value of the FUNCTIONTYPE column is T, the value is NULL, otherwise SYSIBM.
RETURN_TYPEMODULE	VARCHAR(128)	The name of the module of the function return type. The value is always NULL.
RETURN_TYPENAME	VARCHAR(128)	The name of the function return type. If the value of the FUNCTIONTYPE column is T, the value is NULL, otherwise the unqualified name of the return type.
ORIGIN	CHAR(1)	The origin for all built-in functions. The value is always B.

Table 32. Information returned by the ADMIN_GET_SYSIBM_FUNCTIONS routine (continued)

Column name	Data type	Description
FUNCTIONTYPE	CHAR(1)	The type of the function. S Scalar built-in function C Aggregate built-in function T Table built-in function
PARAM_COUNT	SMALLINT	The number of routine parameters, or 1 if the function accepts a variable number of parameters.
LANGUAGE	CHAR(8)	For built-in functions, this column is always left blank.
DIALECT	VARCHAR(10)	For built-in functions, this column is always left blank.
SOURCESCHEMA	VARCHAR(128)	For built-in functions, the value is always NULL.
SOURCEMODULENAME	VARCHAR(128)	For built-in functions, the value is always NULL.
SOURCESPECIFIC	VARCHAR(128)	For built-in functions, the value is always NULL.
PUBLISHED	CHAR(1)	For built-in functions, the value is always NULL.
DETERMINISTIC	CHAR(1)	Specifies whether the results are deterministic. N Results are not deterministic because the same parameters might produce different results in different routine calls. Y Results are deterministic.
EXTERNAL_ACTION	CHAR(1)	For built-in functions, this column is always left blank.
NULLCALL	CHAR(1)	For built-in functions, this column is always left blank.
CAST_FUNCTION	CHAR(1)	Specifies whether the function is a CAST function. N Not a CAST function. Y CAST function.

Table 32. Information returned by the ADMIN_GET_SYSIBM_FUNCTIONS routine (continued)

Column name	Data type	Description
ASSIGN_FUNCTION	CHAR(1)	Specifies whether the function is an assignment function. N Not an assignment function. Y Assignment function.
SCRATCHPAD	CHAR(1)	The value for this column is always N because built-in functions do not use scratchpads.
SCRATCHPAD_LENGTH	SMALLINT	The value for this column is always 0.
FINALCALL	CHAR(1)	For built-in functions, this column is always left blank.
PARALLEL	CHAR(1)	For built-in functions, this column is always left blank.
PARAMETER_STYLE	CHAR(8)	For built-in functions, this column is always left blank.
FENCED	CHAR(1)	For built-in functions, this column is always left blank.
SQL_DATA_ACCESS	CHAR(1)	For built-in functions, this column is always left blank.
DBINFO	CHAR(1)	For built-in functions, this column is always left blank.
PROGRAMTYPE	CHAR(1)	For built-in functions, this column is always left blank.
COMMIT_ON_RETURN	CHAR(1)	For built-in functions, this column is always left blank.
AUTONOMOUS	CHAR(1)	For built-in functions, this column is always left blank.
RESULT_SETS	SMALLINT	For built-in functions, the value of result sets is always 0.
SPEC_REG	CHAR(1)	For built-in functions, this column is always left blank.
FEDERATED	CHAR(1)	For built-in functions, this column is always left blank.
THREADSAFE	CHAR(1)	For built-in functions, this column is always left blank.
VALID	CHAR(1)	For built-in functions, this column is always left blank.
MODULEROUTINEIMPLEMENTED	CHAR(1)	For built-in functions, this column is always left blank.

Table 32. Information returned by the ADMIN_GET_SYSIBM_FUNCTIONS routine (continued)

Column name	Data type	Description
METHODIMPLEMETED	CHAR(1)	For built-in functions, this column is always left blank.
METHOD_EFFECT	CHAR(2)	For built-in functions, this column is always left blank.
TYPE_PRESERVING	CHAR(1)	For built-in functions, this column is always left blank.
WITH_FUNC_ACCESS	CHAR(1)	For built-in functions, this column is always left blank.
OVERRIDDEN_METHODID	INTEGER	For built-in functions, the value is always NULL.
SUBJECT_TYPESHEMA	VARCHAR (128)	For built-in functions, the value is always NULL.
SUBJECT_TYPENAME	VARCHAR (128)	For built-in functions, the value is always NULL.
CLASS	VARCHAR (384)	For built-in functions, the value is always NULL.
JAR_ID	VARCHAR (128)	For built-in functions, the value is always NULL.
JARSCHEMA	VARCHAR (128)	For built-in functions, the value is always NULL.
JAR_SIGNATURE	VARCHAR(2048)	For built-in functions, the value is always NULL.
CREATE_TIME	TIMESTAMP	The value of this column is the timestamp representation of the Db2 build level.
ALTER_TIME	TIMESTAMP	For built-in functions, the value is the timestamp representation of the Db2 build level.
FUNC_PATH	CLOB(2K)	For built-in functions, the value is always NULL.
QUALIFIER	VARCHAR(128)	For built-in functions, the value is always SYSIBM.
IOS_PER_INVOC	DOUBLE	For built-in functions, the value is always -1.
INSTS_PER_INVOC	DOUBLE	For built-in functions, the value is always -1.
IOS_PER_ARGBYTE	DOUBLE	For built-in functions, the value is always -1.
INSTS_PER_ARGBYTE	DOUBLE	For built-in functions, the value is always -1.
PERCENT_ARGBYTES	SMALLINT	For built-in functions, the value is always -1.

Table 32. Information returned by the ADMIN_GET_SYSIBM_FUNCTIONS routine (continued)

Column name	Data type	Description
INITIAL_IOS	DOUBLE	For built-in functions, the value is always -1.
INITIAL_INSTS	DOUBLE	For built-in functions, the value is always -1.
CARDINALITY	BIGINT	For built-in functions, the value is always -1.
SELECTIVITY	DOUBLE	For built-in functions, the value is always -1.
RESULT_COLS	SMALLINT	For built-in functions, the value is always 1.
IMPLEMENTATION	VARCHAR(762)	For built-in functions, the value is always NULL.
LIB_ID	INTEGER	For built-in functions, the value is always NULL.
TEXT_BODY_OFFSET	INTEGER	For built-in functions, the value is always -1.
TEXT	CLOB(2M)	For built-in functions, the value is always NULL.
NEWSAVEPOINTLEVEL	CHAR(1)	For built-in functions, this column is always left blank.
DEBUG_MODE	VARCHAR(8)	For built-in functions, this column is always left blank.
TRACE_LEVEL	VARCHAR(1)	For built-in functions, the value is always NULL.
DIAGNOSTIC_LEVEL	VARCHAR(1)	For built-in functions, the value is always NULL.
CHECKOUT_USERID	VARCHAR(128)	For built-in functions, the value is always NULL.
PRECOMPILE_OPTIONS	VARCHAR(1024)	For built-in functions, the value is always NULL.
COMPILE_OPTIONS	VARCHAR(1024)	For built-in functions, the value is always NULL.
EXECUTION_CONTROL	CHAR(1)	For built-in functions, this column is always left blank.
CODEPAGE	SMALLINT	For built-in functions, the value is always 0.
COLLATION_SCHEMA	VARCHAR(128)	For built-in functions, the value is always SYSIBM.
COLLATIONNAME	VARCHAR(128)	For built-in functions, the value is the database collation.
COLLATIONSHEMA_ORDERBY	VARCHAR(128)	For built-in functions, the value is always SYSIBM.

Table 32. Information returned by the ADMIN_GET_SYSIBM_FUNCTIONS routine (continued)		
Column name	Data type	Description
COLLATIONNAME_ORDERBY	VARCHAR(128)	For built-in functions, the value is the database collation.
ENCODING_SCHEME	CHAR(1)	For built-in functions, this column is always left blank.
LAST_REGEN_TIME	TIMESTAMP	For built-in functions, the value is the timestamp representation of the Db2 build level.
INHERITLOCKREQUEST	CHAR(1)	For built-in functions, this column is always left blank.
DEFINER	VARCHAR(128)	For built-in functions, the value is always SYSIBM.
SECURE	CHAR(1)	For built-in functions, the value is always Y.
ENVSTRINGUNITS	VARCHAR(11)	For built-in functions, the value is always SYSTEM.
REMARKS	VARCHAR(254)	For built-in functions, the value is always NULL.

ADMIN_GET_SYSIBM_FUNCTION_PARMS table function - Returns information about Db2 built-in functions input and return parameters

The ADMIN_GET_SYSIBM_FUNCTION_PARMS table function returns information about Db2 built-in functions input and return parameters

Authorization

To execute the routine, one of the following authorizations is required:

- EXECUTE privilege on the routine
- DATAACCESS authority
- DBADM authority
- SQLADM authority

Default PUBLIC privilege

In a non-restrictive database, the EXECUTE privilege is granted to PUBLIC when the function is automatically created.

Syntax

```

➤ ADMIN_GET_SYSIBM_FUNCTION_PARMS ( ( — routinename — , — routinespecificname — ) ) ➤

```

The schema is SYSPROC.

Routine parameters

routinename

An input argument of type VARCHAR(128) that specifies a built-in routine name. Trailing spaces for the parameter are ignored by the function. The argument must be in upper case.

routinespecificname

An input argument of type VARCHAR(128) that specifies the *specificname* of the built-in routine.

Trailing spaces for the parameter are ignored by the function. The argument must be in upper case.

If the **routinename** parameter and the **routinespecificname** parameter are both NULL, all the rows are returned.

Information returned

<i>Table 33. Information returned by the ADMIN_GET_SYSIBM_FUNCTION_PARMS routine</i>		
Column name	Data type	Description
ROUTINESHEMA	VARCHAR(128)	For built-in functions, the value is always SYSIBM.
ROUTINEMODULENAME	VARCHAR(128)	For built-in functions, the value is always NULL.
ROUTINENAME	VARCHAR(128)	Unqualified name of the routine.
ROUTINEMODULEID	INTEGER	For built-in functions, the value is always NULL.
SPECIFICNAME	VARCHAR(128)	The specific name of the built-in function. The value is SYS appended with <i>routineid</i> , where <i>routineid</i> is the <i>routineid</i> column value of ADMIN_GET_SYSIBM_FUNCTIONS.
PARAMNAME	VARCHAR(128)	For built-in functions, the value is always NULL.
ROWTYPE	CHAR(1)	For input parameters, the value is P. For result parameters, the value is R.
ORDINAL	SMALLINT	The numerical position of the parameter within the routine signature, starting with 1. The return type is returned as ordinal 0.
TYPESHEMA	VARCHAR(128)	For built-in functions, the value is always SYSIBM.
TYPEMODULENAME	VARCHAR(128)	For built-in functions, the value is always NULL.
TYPENAME	VARCHAR(128)	Unqualified name of the data type, where the value of the TYPENAME parameter is only a placeholder and is not necessarily accurate. For possible return types, see the documentation for each built-in function.
LOCATOR	CHAR(1)	This column for the built-in function is always N.

Table 33. Information returned by the ADMIN_GET_SYSIBM_FUNCTION_PARMS routine (continued)

Column name	Data type	Description
LENGTH	INTEGER	The length of the parameter's data type.
SCALE	SMALLINT	If the data type of the parameter is DECIMAL, the value represents the scale. If the data type of the parameter is TIMESTAMP, the value shows the number of fractional seconds. If the data type is other than DECIMAL or TIMESTAMP, the value is 0.
TYPESTRINGUNITS	VARCHAR(11)	For built-in functions, the value is always NULL.
STRINGUNITSLENGTH	INTEGER	For built-in functions, the value is always NULL.
CODEPAGE	SMALLINT	For built-in functions, the value is always 0.
COLLATIONSCHEMA	VARCHAR(128)	For built-in functions, the value is always NULL.
COLLATIONNAME	VARCHAR(128)	For built-in functions, the value is always NULL.
CAST_FUNCSCHEMA	VARCHAR(128)	For built-in functions, the value is always NULL.
CASE_FUNCSPECIFIC	VARCHAR(128)	For built-in functions, the value is always NULL.
TARGET_TYPESHEMA	VARCHAR(128)	For built-in functions, the value is always NULL.
TARGET_TYPEMODULENAME	VARCHAR(128)	For built-in functions, the value is always NULL.
TARGET_TYPENAME	VARCHAR(128)	For built-in functions, the value is always NULL.
SCOPE_TABSCHEMA	VARCHAR(128)	For built-in functions, the value is always NULL.
SCOPE_TABNAME	VARCHAR(128)	For built-in functions, the value is always NULL.
TRANSFORMGRPNAME	VARCHAR(128)	For built-in functions, the value is always NULL.
DEFAULT	CLOB(64K)	For built-in functions, the value is always NULL.
REMARKS	VARCHAR(254)	For built-in functions, the value is always NULL.

ADMIN_GET_TAB_COMPRESS_INFO

table function - estimate compression savings

The ADMIN_GET_TAB_COMPRESS_INFO table function estimates the compression savings that can be gained for the table, assuming a REORG with RESETDICTIONARY option will be performed.

This table function provides a direct replacement for the 'ESTIMATE' mode provided by the deprecated ADMIN_GET_TAB_COMPRESS_INFO table function in previous versions of Db2.

Syntax

► ADMIN_GET_TAB_COMPRESS_INFO (— *tabschema* — , — *tablename* —) ►

The schema is SYSPROC.

Table function parameters

tabschema

An input argument of type VARCHAR(128) that specifies the schema name.

tablename

An input argument of type VARCHAR(128) that specifies the table name, a materialized query table name or a hierarchy table name.

Authorization

One of the following authorities is required to execute the routine:

- EXECUTE privilege on the routine
- DATAACCESS authority
- DBADM authority
- SQLADM authority

Default PUBLIC privilege

None

Information returned

Column Name	Data Type	Description
TABSCHEMA	VARCHAR(128)	table_schema - Table schema name monitor element
TABNAME	VARCHAR(128)	table_name - Table name monitor element
DBPARTITIONNUM	SMALLINT	dbpartitionnum - Database partition number monitor element
DATAPARTITIONID	INTEGER	Data partition number.
OBJECT_TYPE	VARCHAR(4)	Type of object. One of: <ul style="list-style-type: none">• DATA• XML

Table 34. Information returned for ADMIN_GET_TAB_COMPRESS_INFO (continued)

Column Name	Data Type	Description
ROWCOMPMODE	CHAR(1)	The current row compression mode for the object. The returned metric can be one of the following values: <ul style="list-style-type: none"> • 'S' if Classic Row Compression is enabled • 'A' if Adaptive Row Compression is enabled • Blank if no row compression is enabled
PCTPAGESSAVED_CURRENT	SMALLINT	Current percentage of pages saved from row compression.
AVGROWSIZE_CURRENT	SMALLINT	Current average record length.
PCTPAGESSAVED_STATIC	SMALLINT	Estimated percentage of pages saved from Classic Row Compression.
AVGROWSIZE_STATIC	SMALLINT	Estimated average record length from Classic Row Compression.
PCTPAGESSAVED_ADAPTIVE	SMALLINT	Estimated percentage of pages saved from Adaptive Row Compression.
AVGROWSIZE_ADAPTIVE	SMALLINT	Estimated average record length from Adaptive Row Compression.

Usage notes

- The ADMIN_GET_TAB_COMPRESS_INFO table function is specific to row compression and is not applicable to column-organized tables. The table function returns 0 rows if you specify a column-organized table.
- If both the *tabschema* and *tablename* are specified, information is returned for that specific table only.
- If the *tabschema* is specified but *tablename* is empty (") or NULL, information is returned for all tables in the given schema.
- If the *tabschema* is empty (") or NULL and *tablename* is specified, an error is returned. To retrieve information for a specific table, the table must be identified by both schema and table name.
- If both *tabschema* and *tablename* are empty (") or NULL, information is returned for all tables.
- If *tabschema* or *tablename* do not exist, or *tablename* does not correspond to a table name (type T) or a materialized query table name (type S), an empty result set is returned.
- When the ADMIN_GET_TAB_COMPRESS_INFO table function is retrieving data for a given table, it will acquire a shared lock on the corresponding row of SYSTABLES to ensure consistency of the data that is returned (for example, to ensure that the table is not altered while information is being retrieved for it). The lock will only be held for as long as it takes to retrieve the compression information for the table, and not for the duration of the table function call.
- If the specified table has one or more XML columns, the ADMIN_GET_TAB_COMPRESS_INFO table function will return two rows per partition. One row with OBJECT_TYPE returning 'DATA' and another row with OBJECT_TYPE returning 'XML'. If the specified table does not have any XML columns, then only one row per partition will be returned with OBJECT_TYPE of 'DATA'.

- For XML object types, the estimates returned for PCTPAGESSAVED_ADAPTIVE and PCTPAGESSAVED_STATIC are identical as adaptive compression only applies to the data portion of the table.

Examples

Example 1: View the current compression results and estimate report of both classic row compression and adaptive compression information of the TABLE1 table in the SCHEMA1 schema.

```
SELECT SUBSTR(TABSHEMA, 1, 10) AS TABSHEMA, SUBSTR(TABNAME, 1, 10) AS TABNAME,
       DBPARTITIONNUM, DATAPARTITIONID, OBJECT_TYPE, ROWCOMPMODE,
       PCTPAGESSAVED_CURRENT, AVGROWSIZE_CURRENT,
       PCTPAGESSAVED_STATIC, AVGROWSIZE_STATIC,
       PCTPAGESSAVED_ADAPTIVE, AVGROWSIZE_ADAPTIVE
FROM TABLE(SYSPROC.ADMIN_GET_TAB_COMPRESS_INFO('SCHEMA1', 'TABLE1'))
```

Output from this query:

TABSHEMA	TABNAME	DBPARTITIONNUM	DATAPARTITIONID	OBJECT_TYPE	ROWCOMPMODE	...
SCHEMA1	TABLE1	0	0	DATA	A	...
SCHEMA1	TABLE1	0	0	XML	S	...
PCTPAGESSAVED_CURRENT		AVGROWSIZE_CURRENT	PCTPAGESSAVED_STATIC	AVGROWSIZE_STATIC
		60	40	68	34	...
		58	255	62	198	...
PCTPAGESSAVED_ADAPTIVE		AVGROWSIZE_ADAPTIVE				
		70	30			
		62	198			

2 record(s) selected.

ADMIN_GET_TAB_DICTIONARY_INFO

table function - report properties of existing table dictionaries

The ADMIN_GET_TAB_DICTIONARY_INFO table function reports the dictionary information of classic row compression for a specified schema and table when the table dictionary was created.

This is a direct replacement for the 'REPORT' mode provided by the deprecated ADMIN_GET_TAB_COMPRESS_INFO table function in previous versions of Db2.

Syntax

```
► ADMIN_GET_TAB_DICTIONARY_INFO ( ( — tabschema — , — tablename — ) ) ►
```

The schema is SYSPROC.

Table function parameters

tabschema

An input argument of type VARCHAR(128) that specifies the schema name.

tablename

An input argument of type VARCHAR(128) that specifies the table name, a materialized query table name or a hierarchy table name.

Authorization

One of the following authorities is required to execute the routine:

- EXECUTE privilege on the routine
- DATAACCESS authority
- DBADM authority

- SQLADM authority

Default PUBLIC privilege

None

Usage notes

- Up to MP4FP4 the table function returns 0 rows if you specify a column-organized table. Since MP4FP4, ADMIN_GET_TAB_DICTIONARY_INFO table function is also applicable to column-organized tables, but only OBJECT_TYPE, BUILDER, ROWS_SAMPLED, BUILD_TIMESTAMP, SIZE are filled.
- If both the *tabschema* and *tablename* are specified, information is returned for that specific table only.
- If the *tabschema* is specified but *tablename* is empty (") or NULL, information is returned for all tables in the given schema.
- If the *tabschema* is empty (") or NULL and *tablename* is specified, an error is returned. To retrieve information for a specific table, the table must be identified by both schema and table name.
- If both *tabschema* and *tablename* are empty (") or NULL, information is returned for all tables.
- If *tabschema* or *tablename* do not exist, or *tablename* does not correspond to a table name (type T) or a materialized query table name (type S), an empty result set is returned.
- If the specified table has one or more XML columns, the ADMIN_GET_TAB_DICTIONARY_INFO table function will return two rows per partition. One row with OBJECT_TYPE returning 'DATA' and another row with OBJECT_TYPE returning 'XML'. If the specified table does not have any XML columns, then only one row per partition will be returned with OBJECT_TYPE of 'DATA'.
- When the ADMIN_GET_TAB_DICTIONARY_INFO table function is retrieving data for a given table, it will acquire a shared lock on the corresponding row of SYSTABLES to ensure consistency of the data that is returned (for example, to ensure that the table is not altered while information is being retrieved for it). The lock will only be held for as long as it takes to retrieve the compression information for the table, and not for the duration of the table function call.

Information returned

<i>Table 35. Information returned by ADMIN_GET_TAB_DICTIONARY_INFO</i>		
Column Name	Data Type	Description
TABSCHEMA	VARCHAR(128)	table_schema - Table schema name monitor element
TABNAME	VARCHAR(128)	table_name - Table name monitor element
DBPARTITIONNUM	SMALLINT	dbpartitionnum - Database partition number monitor element
DATAPARTITIONID	INTEGER	Data partition number.
OBJECT_TYPE	VARCHAR(4)	Type of object. One of: <ul style="list-style-type: none"> • DATA • XML • COL

Table 35. Information returned by ADMIN_GET_TAB_DICTIONARY_INFO (continued)

Column Name	Data Type	Description
ROWCOMPMODE	CHAR(1)	The current row compression mode for the object. The returned metric can be one of the following values: <ul style="list-style-type: none"> • 'S' if Classic Row Compression is enabled • 'A' if Adaptive Row Compression is enabled • Blank if no row compression is enabled
BUILDER	VARCHAR(30)	Code path taken to build the dictionary, which can be one of the following values: <ul style="list-style-type: none"> • 'INSPECT' = INSPECT ROWCOMPESTIMATE • 'LOAD' = LOAD INSERT/REPLACE • 'NOT BUILT' = no dictionary available • 'REDISTRIBUTE' = REDISTRIBUTE • 'REORG' = REORG RESETDICTIONARY • 'TABLE GROWTH' = INSERT
BUILD_TIMESTAMP	TIMESTAMP	Timestamp of when the dictionary was built. Timestamp granularity is to the second. If no dictionary is available, then the timestamp is NULL.
SIZE	BIGINT	Size of the expansion dictionary measured in bytes. If a historical dictionary exists, this value is the sum of the current and historical dictionary sizes.
HISTORICAL_DICTIONARY	CHAR(1)	Indicates the presence of a historical dictionary. The returned metric can be one of the following values: <ul style="list-style-type: none"> • 'N' = No historical dictionary exists • 'Y' = Historical dictionary exists
ROWS_SAMPLED	BIGINT	Number of records that contributed to building the dictionary.

Table 35. Information returned by ADMIN_GET_TAB_DICTIONARY_INFO (continued)

Column Name	Data Type	Description
PCTPAGESSAVED	SMALLINT	Percentage of pages saved from compression. This information is a projection, based on the records contributing to building the dictionary.
AVGCOMPRESSEDROWSIZE	SMALLINT	Average compressed record length of the records contributing to building the dictionary.

Examples

Example 1. View a report of the dictionary information of the ADMIN_VIEW table in the PAGECOMP schema.

```
SELECT SUBSTR(TABSCHEMA, 1, 10) AS TABSCHEMA, SUBSTR(TABNAME, 1, 10) AS TABNAME,
       DBPARTITIONNUM, DATAPARTITIONID, OBJECT_TYPE, ROWCOMPMODE, BUILDER,
       BUILD_TIMESTAMP, SIZE, HISTORICAL_DICTIONARY, ROWS_SAMPLED,
       PCTPAGESSAVED, AVGCOMPRESSEDROWSIZE
FROM TABLE( SYSPROC.ADMIN_GET_TAB_DICTIONARY_INFO( 'PAGECOMP', 'ADMIN_VIEW' ))
```

Output from this query:

```
TABSCHEMA  TABNAME      DBPARTITIONNUM  DATAPARTITIONID  OBJECT_TYPE  ROWCOMPMODE  ...
-----
PAGECOMP   ADMIN_VIEW      0               0 DATA         S            ...

BUILDER                BUILD_TIMESTAMP                SIZE
-----
REORG                  2010-09-03-01.10.33.000000      52736 ...

HISTORICAL_DICTIONARY  ROWS_SAMPLED  PCTPAGESSAVED  AVGCOMPRESSEDROWSIZE
-----
N                      300000        80              38

1 record(s) selected.
```

ADMINTABINFO administrative view and ADMIN_GET_TAB_INFO table function - retrieve table size and state information

The ADMINTABINFO administrative view and the ADMIN_GET_TAB_INFO table function provide methods to retrieve table size and state information that is not currently available in the catalog views.

Depending on if you are using the administrative view or the table function, refer to one of the following sections:

- [“ADMINTABINFO administrative view” on page 180](#)
- [“ADMIN_GET_TAB_INFO table function” on page 181](#)

ADMINTABINFO administrative view

The ADMINTABINFO administrative view returns size and state information for tables, materialized query tables (MQT) and hierarchy tables only. These table types are reported as T for table, S for materialized query tables and H for hierarchy tables in the SYSCAT.TABLES catalog view. The information is returned at both the data partition level and the database partition level for a table.

In a Db2 pureScale environment, values reported for a table are identical on all members since all members operate on a single physical partition of data. This is unlike in a partitioned database environment, where each member operates on a different physical partition of data, and reports different values. Because the values on all members are always the same, the ADMINTABINFO view and the ADMIN_GET_TAB_INFO table functions return only a single row for each table when run on a Db2 pureScale instance.

The schema is SYSIBMADM.

Refer to the [Information returned by ADMINTABINFO administrative view and ADMIN_GET_TAB_INFO table](#) for a complete list of information that can be returned.

Authorization

One of the following authorizations is required:

- SELECT privilege on the ADMINTABINFO administrative view
- SELECTIN privilege on the schema of the ADMINTABINFO administrative view
- CONTROL privilege on the ADMINTABINFO administrative view
- DATAACCESS authority
- DBADM authority
- SQLADM authority

Default PUBLIC privilege

In a non-restrictive database, SELECT privilege is granted to PUBLIC when the view is automatically created.

Examples

Example 1: Retrieve size and state information for all tables

```
SELECT * FROM SYSIBMADM.ADMINTABINFO
```

Example 2: Determine the amount of physical space used by a large number of sparsely populated tables.

```
SELECT TABSCHEMA, TABNAME, SUM(DATA_OBJECT_P_SIZE),
      SUM(INDEX_OBJECT_P_SIZE), SUM(LONG_OBJECT_P_SIZE),
      SUM(LOB_OBJECT_P_SIZE), SUM(XML_OBJECT_P_SIZE)
FROM SYSIBMADM.ADMINTABINFO GROUP BY TABSCHEMA, TABNAME
```

Example 3: Identify tables that are eligible to use large RIDs, but are not currently enabled to use large RIDs.

```
SELECT TABSCHEMA, TABNAME FROM SYSIBMADM.ADMINTABINFO
WHERE LARGE_RIDS = 'P'
```

Example 4: Check the current type of statistics information collected for table T1

```
SELECT SUBSTR(TABSCHEMA, 1, 10) AS TBSHEMA, SUBSTR(TABNAME, 1, 10)
      AS TBNAME, STATSTYPE FROM SYSIBMADM.ADMINTABINFO WHERE TABNAME = 'T1';
```

```
TBSHEMA  TBNAME      STATSTYPE
-----
DB2USER1  T1           U
```

1 record(s) selected.

ADMIN_GET_TAB_INFO table function

The ADMIN_GET_TAB_INFO table function returns the same information as the [ADMINTABINFO administrative view](#), but allows you to specify a schema and table name.

Refer to the [Information returned by ADMINTABINFO administrative view and ADMIN_GET_TAB_INFO table](#) for a complete list of information that can be returned.

Authorization

EXECUTE privilege on the ADMIN_GET_TAB_INFO table function.

Default PUBLIC privilege

In a non-restrictive database, EXECUTE privilege is granted to PUBLIC when the function is automatically created.

Syntax

► ADMIN_GET_TAB_INFO (— *tabschema* — , — *tablename* —) ◄

The schema is SYSPROC.

Routine parameters

tabschema

An input argument of type VARCHAR(128) that specifies a schema name.

tablename

An input argument of type VARCHAR(128) that specifies a table name, a materialized query table name or a hierarchy table name.

Information returned

Column name	Data type	Description
TABSCHEMA	VARCHAR(128)	table_schema - Table schema name monitor element
TABNAME	VARCHAR(128)	table_name - Table name monitor element
TABTYPE	CHAR(1)	Table type: <ul style="list-style-type: none">• 'H' = hierarchy table• 'S' = materialized query table• 'T' = table
DBPARTITIONNUM	SMALLINT	dbpartitionnum - Database partition number monitor element
DATA_PARTITION_ID	INTEGER	data_partition_id - Data partition identifier monitor element
AVAILABLE	CHAR(1)	State of the table: <ul style="list-style-type: none">• 'N' = the table is unavailable. If the table is unavailable, all other output columns relating to the size and state will be NULL.• 'Y' = the table is available. <p>Note: Rollforward through an unrecoverable load will put a table into the unavailable state.</p>

Table 36. Information Returned by ADMIN_TABINFO administrative view and ADMIN_GET_TAB_INFO (continued)

Column name	Data type	Description
DATA_OBJECT_L_SIZE	BIGINT	<p>Data object logical size. Amount of disk space logically allocated for the table, reported in kilobytes. The logical size is the amount of space that the table knows about. It might be less than the amount of space physically allocated for the table (for example, in the case of a logical table truncation). For multidimensional clustering (MDC) and insert time clustering (ITC) tables, this size includes the logical size of the block map object. The size returned takes into account full extents that are logically allocated for the table and, for objects created in DMS table spaces, an estimate of the Extent Map Page (EMP) extents. This size represents the logical size of the base table only. Space consumed by LOB data, Long Data, Indexes and XML objects are reported by other columns.</p>
DATA_OBJECT_P_SIZE	BIGINT	<p>Data object physical size, reported in kilobytes.</p> <p>For row-organized tables, the data object physical size is the amount of disk space that is physically allocated for the table. For MDC and ITC tables, this size includes the size of the block map object. The size that is returned takes into account full extents that are allocated for the table and includes the EMP extents for objects that you create in DMS table spaces. This size represents the physical size of the base table only. The space that is consumed by LOB data, long data, indexes, and XML objects is reported in other columns.</p> <p>For column-organized tables, the data object physical size is the amount of disk space that is physically allocated for the table metadata only, which is relatively small. The user data for column-organized tables is stored in the column-organized data object, and its physical size is reported by COL_OBJECT_P_SIZE.</p>
INDEX_OBJECT_L_SIZE	BIGINT	<p>Index object logical size. Amount of disk space logically allocated for the indexes defined on the table, reported in kilobytes. The logical size is the amount of space that the table knows about. It might be less than the amount of space physically allocated to hold index data for the table (for example, in the case of a logical table truncation). The size returned takes into account full extents that are logically allocated for the indexes and, for indexes created in DMS table spaces, an estimate of the EMP extents.</p> <p>For partitioned indexes on partitioned tables, this is the logical size of the index object containing index partitions for the data partition identified by DATA_PARTITION_ID. This value does not take into account nonpartitioned indexes on partitioned tables. For information about the both partitioned and nonpartitioned indexes, you can use the ADMIN_GET_INDEX_INFO function.</p>

Table 36. Information Returned by ADMINTABINFO administrative view and ADMIN_GET_TAB_INFO (continued)

Column name	Data type	Description
INDEX_OBJECT_P_SIZE	BIGINT	<p>Index object physical size. Amount of disk space physically allocated for the indexes defined on the table, reported in kilobytes. The size returned takes into account full extents allocated for the indexes and includes the EMP extents for indexes created in DMS table spaces.</p> <p>For partitioned indexes on partitioned tables, this is the physical size of the index object containing index partitions for the data partition identified by DATA_PARTITION_ID. This value does not take into account nonpartitioned indexes on partitioned tables. For information about both partitioned and nonpartitioned indexes, you can use the ADMIN_GET_INDEX_INFO function.</p>
LONG_OBJECT_L_SIZE	BIGINT	<p>Long object logical size. Amount of disk space logically allocated for long field data in a table, reported in kilobytes. The logical size is the amount of space that the table knows about. It might be less than the amount of space physically allocated to hold long field data for the table (for example, in the case of a logical table truncation). The size returned takes into account full extents that are logically allocated for long field data and, for long field data created in DMS table spaces, an estimate of the EMP extents.</p>
LONG_OBJECT_P_SIZE	BIGINT	<p>Long object physical size. Amount of disk space physically allocated for long field data in a table, reported in kilobytes. The size returned takes into account full extents allocated for long field data and includes the EMP extents for long field data created in DMS table spaces.</p>
LOB_OBJECT_L_SIZE	BIGINT	<p>LOB object logical size. Amount of disk space logically allocated for LOB data in a table, reported in kilobytes. The logical size is the amount of space that the table knows about. It might be less than the amount of space physically allocated to hold LOB data for the table (for example, in the case of a logical table truncation). The size includes space logically allocated for the LOB allocation object. The size returned takes into account full extents that are logically allocated for LOB data and, for LOB data created in DMS table spaces, an estimate of the EMP extents.</p>
LOB_OBJECT_P_SIZE	BIGINT	<p>LOB object physical size. Amount of disk space physically allocated for LOB data in a table, reported in kilobytes. The size includes space allocated for the LOB allocation object. The size returned takes into account full extents allocated for LOB data and includes the EMP extents for LOB data created in DMS table spaces.</p>

Table 36. Information Returned by ADMINTABINFO administrative view and ADMIN_GET_TAB_INFO (continued)


Column name	Data type	Description
XML_OBJECT_L_SIZE	BIGINT	XML object logical size. Amount of disk space logically allocated for XML data in a table, reported in kilobytes. The logical size is the amount of space that the table knows about. It might be less than the amount of space physically allocated to hold XML data for the table (for example, in the case of a logical table truncation). The size returned takes into account full extents that are logically allocated for XML data and, for XML data created in DMS table spaces, an estimate of the EMP extents.
XML_OBJECT_P_SIZE	BIGINT	XML object physical size. Amount of disk space physically allocated for XML data in a table, reported in kilobytes. The size returned takes into account full extents allocated for XML data and includes the EMP extents for XML data created in DMS table spaces.
INDEX_TYPE	SMALLINT	Indicates the type of indexes currently in use for the table. Returns 2 as type-2 indexes are used.
REORG_PENDING	CHAR(1)	A value of 'Y' indicates that a reorg recommended alter has been applied to the table and a classic (offline) reorg is required. Otherwise 'N' is returned.
INPLACE_REORG_STATUS	VARCHAR(10)	Current status of an inplace table reorganization on the table. The status value can be one of the following values: <ul style="list-style-type: none"> • ABORTED (in a PAUSED state, but unable to RESUME; STOP is required) • EXECUTING • NULL (if no inplace reorg has been performed on the table) • PAUSED
LOAD_STATUS	VARCHAR(12)	Current status of a load operation against the table. The status value can be one of the following values: <ul style="list-style-type: none"> • IN_PROGRESS • NULL (if there is no load in progress for the table and the table is not in load pending state) • PENDING
READ_ACCESS_ONLY	CHAR(1)	'Y' if the table is in Read Access Only state, 'N' otherwise. A value of 'N' should not be interpreted as meaning that the table is fully accessible. If a load is in progress or pending, a value of 'Y' means the table data is available for read access, and a value of 'N' means the table is inaccessible. Similarly, if the table status is set integrity pending (refer to SYSCAT.TABLES STATUS column), then a value of 'N' means the table is inaccessible.
NO_LOAD_RESTART	CHAR(1)	A value of 'Y' indicates the table is in a partially loaded state that will not allow a load restart. A value of 'N' is returned otherwise.

<i>Table 36. Information Returned by ADMINTABINFO administrative view and ADMIN_GET_TAB_INFO (continued)</i>		
Column name	Data type	Description
NUM_REORG_REC_ALTERS	SMALLINT	Number of reorg recommend alter operations (for example, alter operations after which a reorganization is required) that have been performed against this table since the last reorganization.
INDEXES_REQUIRE_REBUILD	CHAR(1)	For nonpartitioned tables, 'Y' if any of the indexes defined on the table require a rebuild, and 'N' otherwise. For partitioned tables, 'Y' if any index partitions for the data partition identified by DATA_PARTITION_ID require a rebuild, and 'N' otherwise.
LARGE_RIDS	CHAR(1)	Indicator of whether the table is using large row IDs (RID, a 4-byte page number and a 2-byte slot number). A value of 'Y' indicates that the table is using large RIDs, and 'N' indicates that it is not using large RIDs. A value of 'P' (pending) is returned if both the following criteria are met: <ul style="list-style-type: none"> • The table supports large RIDs, that is, the table is in a large table space. • At least one of the indexes for the table has not been reorganized or rebuilt yet, so the table is still using 4-byte RIDs. You must convert the table or indexes. This column returns the null value for column-organized tables because the concept of RIDs does not apply.
LARGE_SLOTS	CHAR(1)	Indicator of whether the table is using large slots, which allows more than 255 rows per page. A value of 'Y' indicates that the table is using large slots, and 'N' indicates that it is not using large slots. A value of 'P' (pending) is returned if the following criteria are both met: <ul style="list-style-type: none"> • The table supports large slots, that is, the table is in a large table space. • No offline table reorganization or table truncation operation has been performed on the table yet, so it is still using a maximum of 255 rows per page. This column returns the null value for column-organized tables because the concept of slots does not apply.
DICTIONARY_SIZE	BIGINT	Size of the table dictionary, in bytes, used for row compression if a row compression dictionary exists for the table. If a historical dictionary exists, this value is the sum of the current and historical dictionary sizes.
BLOCKS_PENDING_CLEANUP	BIGINT	blocks_pending_cleanup - Pending cleanup rolled-out blocks monitor element

Table 36. Information Returned by ADMIN_TABINFO administrative view and ADMIN_GET_TAB_INFO (continued)

Column name	Data type	Description
STATSTYPE	CHAR(1)	<ul style="list-style-type: none"> • 'F' = System fabricated statistics without table or index scan. These statistics are stored in memory and are different from what is stored in the system catalogs. This is a temporary state and eventually full statistics will be gathered by the database system and stored in the system catalogs. • 'A' = System asynchronously gathered statistics. Statistics have been automatically collected by the database system by a background process and stored in the system catalogs. • 'S' = System synchronously gathered statistics. Statistics have been automatically collected by the database system during SQL statement compilation. These statistics are stored in memory and are different from what is stored in the system catalogs. This is a temporary state and eventually the database system stores the statistics in the system catalogs. • 'U' = User gathered statistics. Statistics gathering was initiated by the user through a utility such as RUNSTATS, CREATE INDEX, LOAD, REDISTRIBUTE or by manually updating system catalog statistics. • NULL = unknown type
XML_RECORD_TYPE	SMALLINT	<p>Indicates the type of XML record currently in use for the table.</p> <ul style="list-style-type: none"> • 1 if the type-1 (single node) XML record format is being used. • 2 if the type-2 (multi-node) XML record format is being used. • Null if the table has no XML columns.
RECLAIMABLE_SPACE	BIGINT	<p>Indicates the amount of disk space that can be reclaimed by running the REORG TABLE command with the RECLAIM EXTENTS option for an MDC or ITC table in a DMS table space. For a column-organized table, this value indicates the amount of free space that was found the last time that the RUNSTATS command was run. Disk space is reported in kilobytes. For any other table, the value is zero.</p>
XML_DICTIONARY_SIZE	BIGINT	<p>Size of the XML dictionary, in bytes, used for data compression if a data compression dictionary exists for the XML storage object. If the table does not contain any XML columns or if a compression dictionary has not been created, the value is 0.</p>
AMT_STATUS	VARCHAR(12)	<p>Current status of ADMIN_MOVE_TABLE stored procedure call against the table. Returns the value 'IN_PROGRESS' or the null value if there is no move in progress for the table.</p>

Table 36. Information Returned by ADMIN_TABINFO administrative view and ADMIN_GET_TAB_INFO (continued)

Column name	Data type	Description
SPARSE_BLOCKS	BIGINT	For an insert time clustering (ITC) table, this field represents the number of sparsely used blocks in the table. This is the set of blocks that will be consolidated if the REORG TABLE command is invoked with the RECLAIM EXTENTS option.
STATS_ROWS_MODIFIED	BIGINT	stats_rows_modified - Rows modified since last RUNSTATS
RTS_ROWS_MODIFIED	BIGINT	rts_rows_modified - Rows modified since last real time statistics
STATS_DBPARTITION	CHAR(3)	stats_dbpartition - Automatics statistics collection indicator
COL_OBJECT_L_SIZE	BIGINT	col_object_l_size - Column-organized data object logical size
COL_OBJECT_P_SIZE	BIGINT	col_object_p_size - Column-organized data object physical size
 Attention: This column is available in the <u>container-only</u> release of Db2 Version 11.5 Mod Pack 1 and later versions.	CHAR(1)	<ul style="list-style-type: none"> 'A' = System asynchronously generated statistics profile. A statistics profile was automatically generated by the database system by a background process and stored in the system catalogs. 'U' = User generated statistics profile. A statistics profile was generated by the user using the RUNSTATS utility. NULL = A statistics profile is not generated.

Usage notes

- If both the *tabschema* and *tablename* are specified, information is returned for that specific table only.
- If the *tabschema* is specified but *tablename* is NULL or the empty string ("), then information is returned for all tables in the given schema.
- If the *tabschema* is NULL or the empty string (") and *tablename* is specified, then an error is returned. To retrieve information for a specific table, the table must be identified by both schema and table name.
- If both *tabschema* and *tablename* are NULL or the empty string ("), then information is returned for all tables.
- If *tabschema* or *tablename* do not exist, or *tablename* does not correspond to a table name (type T), a materialized query table name (type S) or a hierarchy table name (type H), an empty result set is returned.
- When the ADMIN_GET_TAB_INFO table function is retrieving data for a given table, it will acquire a shared lock on the corresponding row of SYSTABLES to ensure consistency of the data that is returned (for example, to ensure that the table is not dropped while information is being retrieved for it). The lock will only be held for as long as it takes to retrieve the size and state information for the table, not for the duration of the table function call.
- Physical size reported for tables in SMS table spaces is the same as logical size.
- When an inplace reorg is active on a table, the physical size for the data object (DATA_OBJECT_P_SIZE) will not be calculated. Only the logical size will be returned. You can tell if an inplace reorg is active on the table by looking at the INPLACE_REORG_STATUS output column.

Examples

Example 1: Retrieve size and state information for the table DBUSER1.EMPLOYEE.

```
SELECT * FROM TABLE (SYSPROC.ADMIN_GET_TAB_INFO('DBUSER1', 'EMPLOYEE'))
AS T
```

Example 2: Suppose there exists a non-partitioned table (DBUSER1.EMPLOYEE), with all associated objects (for example, indexes and LOBs) stored in a single table space. Calculate how much physical space the table is using in the table space:

```
SELECT (data_object_p_size + index_object_p_size + long_object_p_size +
lob_object_p_size + xml_object_p_size + col_object_p_size) as total_p_size
FROM TABLE( SYSPROC.ADMIN_GET_TAB_INFO( 'DBUSER1', 'EMPLOYEE' )) AS T
```

Calculate how much space would be required if the table were moved to another table space, where the new table space has the same page size and extent size as the original table space:

```
SELECT (data_object_l_size + index_object_l_size + long_object_l_size +
lob_object_l_size + xml_object_l_size + col_object_l_size) as total_l_size
FROM TABLE( SYSPROC.ADMIN_GET_TAB_INFO( 'DBUSER1', 'EMPLOYEE' )) AS T
```

Example 3: Determine the total size for the compression dictionaries for the table DBUSER1.EMPLOYEE.

```
SELECT SUBSTR(TABSHEMA,1,10) AS TBSHEMA, SUBSTR(TABNAME,1,10) AS TBNAME,
DICTIONARY_SIZE + XML_DICTIONARY_SIZE AS TOTAL_DICTIONARY_SIZE
FROM TABLE(SYSPROC.ADMIN_GET_TAB_INFO('DBUSER1', 'EMPLOYEE'))
```

Example 4: Determine the amount of space reclaimable from a multidimensional clustering table SAMPLE.STAFF:

```
SELECT RECLAIMABLE_SPACE
FROM TABLE(SYSPROC.ADMIN_GET_TAB_INFO('SAMPLE', 'STAFF'))
```

ADMINTEMPCOLUMNS administrative view and ADMIN_GET_TEMP_COLUMNS table function - Retrieve column information for temporary tables

The ADMINTEMPCOLUMNS administrative view and the ADMIN_GET_TEMP_COLUMNS table function provide methods to retrieve column attribute information for created temporary tables and declared temporary tables.

Although the catalog views contain column attribute information for instances of created temporary tables, they do not have this information for declared temporary tables.

Depending on if you are using the administrative view or the table function, refer to one of the following sections:

- [“ADMINTEMPCOLUMNS administrative view” on page 189](#)
- [“ADMIN_GET_TEMP_COLUMNS table function” on page 190](#)

ADMINTEMPCOLUMNS administrative view

The ADMINTEMPCOLUMNS administrative view returns column attribute information for instances of created temporary tables and declared temporary tables.

The schema is SYSIBMADM.

Refer to the [Information returned for ADMINTEMPCOLUMNS administrative view and ADMIN_GET_TEMP_COLUMNS table](#) for a complete list of information that can be returned.

Authorization

One of the following authorizations is required:

- SELECT privilege on the ADMINTEMPCOLUMNS administrative view
- SELECTIN privilege on the schema of the ADMINTEMPCOLUMNS administrative view

- CONTROL privilege on the ADMINTEMPCOLUMNS administrative view
- DATAACCESS authority
- DBADM authority
- SQLADM authority

One of the following is required to use the table function:

- EXECUTE privilege on the ADMIN_GET_TEMP_COLUMNS table function
- DATAACCESS authority

Default PUBLIC privilege

In a non-restrictive database, SELECT privilege is granted to PUBLIC when the view is automatically created.

Examples

Example 1: Retrieve column attribute information for all instances of created temporary tables and all declared temporary tables currently existing in the database.

```
SELECT * FROM SYSIBMADM.ADMINTEMPCOLUMNS
```

Example 2: Determine which temporary tables active in the database are using the user-defined data type of USMONEY.

```
SELECT APPLICATION_HANDLE, TABSCHEMA, TABNAME
FROM SYSIBMADM.ADMINTEMPCOLUMNS
WHERE TYPENAME = 'USMONEY'
```

Example 3: Retrieve table schema, table name, and the column names for all declared temporary tables declared by the SYSTEM_USER.

```
SELECT T.TABSCHEMA, T.TABNAME, C.COLNAME
FROM SYSIBMADM.ADMINTEMPCOLUMNS C, SYSIBMADM.ADMINTEMPFILES T
WHERE T.TEMPABTYPE = 'D'
AND T.INSTANTIATOR = SYSTEM_USER
AND T.TABSCHEMA = C.TABSCHEMA
AND T.TABNAME = C.TABNAME
```

ADMIN_GET_TEMP_COLUMNS table function

The ADMIN_GET_TEMP_COLUMNS table function returns the same information as the ADMINTEMPCOLUMNS administrative view, but allows you to specify a schema name and a table name.

Refer to the [Information returned for ADMINTEMPCOLUMNS administrative view and ADMIN_GET_TEMP_COLUMNS table](#) for a complete list of information that can be returned.

Syntax

```
►► ADMIN_GET_TEMP_COLUMNS ( ( — application_handle — , — tabschema — , —
    ► — tablename — ) ) ►►
```

The schema is SYSPROC.

Table function parameters

application_handle

An input argument of type BIGINT that specifies an application handle. If *application_handle* is specified, data is returned for the specified connection only; if *application_handle* is NULL, data is returned for all connections.

tabschema

An input argument of type VARCHAR(128) that specifies a schema name.

tablename

An input argument of type VARCHAR(128) that specifies a created temporary table name or a declared temporary table name.

Authorization

One of the following authorizations is required:

- EXECUTE privilege on the ADMIN_GET_TEMP_COLUMNS table function
- DATAACCESS authority
- DBADM authority
- SQLADM authority

Default PUBLIC privilege

In a non-restrictive database, EXECUTE privilege is granted to PUBLIC when the function is automatically created.

Examples

Example 1: Retrieve column information for the declared temporary table TEMPEMLOYEE for the current connection.

```
SELECT *
FROM TABLE (
  SYSPROC.ADMIN_GET_TEMP_COLUMNS(
    APPLICATION_ID(), 'SESSION', 'TEMPEMLOYEE'))
AS T
```

Usage notes

- If both *tabschema* and *tablename* are specified, then information is returned for that specific temporary table only.
- If *tabschema* is specified but *tablename* is NULL or the empty string ("), then information is returned for all tables in the given schema.
- If *tabschema* is NULL or the empty string (") and *tablename* is specified, then an error is returned. To retrieve information for a specific temporary table, the table must be identified by both schema and table name.
- If both *tabschema* and *tablename* are NULL or the empty string ("), then information is returned for all temporary tables for the connection or all connections, depending on the value of *application_handle*.
- If *tabschema* or *tablename* do not exist, or *tablename* does not correspond to a temporary table name, or instances of the identified temporary table do not exist in the database, then an empty result set is returned.

Information returned

<i>Table 37. Information returned for ADMINTEMPCOLUMNS administrative view and ADMIN_GET_TEMP_COLUMNS</i>		
Column name	Data type	Description
APPLICATION_HANDLE	BIGINT	application_handle - Application handle monitor element
APPLICATION_NAME	VARCHAR(256)	appl_name - Application name monitor element
TABSCHEMA	VARCHAR(128)	table_schema - Table schema name monitor element

Table 37. Information returned for ADMINTEMPCOLUMNS administrative view and ADMIN_GET_TEMP_COLUMNS (continued)

Column name	Data type	Description
TABNAME	VARCHAR(128)	table_name - Table name monitor element
COLNAME	VARCHAR(128)	Name of the column.
COLNO	SMALLINT	Number of this column in the table (starting with 0).
TYPESHEMA	VARCHAR(128)	Schema name of the data type for the column.
TYPENAME	VARCHAR(128)	Unqualified name of the data type for the column.
LENGTH	INTEGER	Maximum length of the data. 0 for distinct types. The LENGTH column indicates precision for DECIMAL fields, and indicates the number of bytes of storage required for decimal floating-point columns; that is, 8 columns for DECFLOAT(16) and 16 columns for DECFLOAT(34).
SCALE	SMALLINT	Scale if the column type is DECIMAL; or the number of digits of fractional seconds if the column type is TIMESTAMP; 0 otherwise.
DEFAULT	VARCHAR(254)	Default value for the column of a table expressed as a constant, special register, or cast-function appropriate for the data type of the column. Can also be the keyword NULL. Values might be converted from what was specified as a default value. For example, date and time constants are shown in ISO format, cast-function names are qualified with schema names, and identifiers are delimited. Null value if a DEFAULT clause was not specified or the column is a view column.
NULLS	CHAR(1)	Nullability attribute for the column. <ul style="list-style-type: none"> • "Y" = Column is nullable • "N" = Column is not nullable The value can be "N" for a view column that is derived from an expression or function. Nevertheless, such a column allows null values when the statement using the view is processed with warnings for arithmetic errors.
CODEPAGE	SMALLINT	Code page used for data in this column; 0 if the column is defined as FOR BIT DATA or is not a string type.
LOGGED	CHAR(1)	Applies only to columns whose type is LOB or distinct based on LOB; blank otherwise. <ul style="list-style-type: none"> • "Y" = Column is logged • "N" = Column is not logged
COMPACT	CHAR(1)	Applies only to columns whose type is LOB or distinct based on LOB; blank otherwise. <ul style="list-style-type: none"> • "Y" = Column is compacted in storage • "N" = Column is not compacted

Table 37. Information returned for ADMINTEMPCOLUMNS administrative view and ADMIN_GET_TEMP_COLUMNS (continued)

Column name	Data type	Description
INLINE_LENGTH	INTEGER	Maximum size in bytes of the internal representation of an instance of an XML document or a structured type that can be stored in the base table; 0 when not applicable.
IDENTITY	CHAR(1)	<ul style="list-style-type: none"> • "Y" = Identity column • "N" = Not an identity column
GENERATED	CHAR(1)	Type of generated column. <ul style="list-style-type: none"> • "A" = Column value is always generated • "D" = Column values is generated by default • Blank = Column is not generated

ADMINTEMPTABLES administrative view and ADMIN_GET_TEMP_TABLES table function - Retrieve information for temporary tables

The ADMINTEMPTABLES administrative view and the ADMIN_GET_TEMP_TABLES table function provide methods to retrieve table attribute and instantiation time information for instances of created temporary tables and declared temporary tables.

Although the catalog views contain table attribute information for created temporary tables, they do not contain this information for declared temporary tables. In addition, the catalog views do not contain table instantiation time information for created temporary tables or declared temporary tables.

Depending on if you are using the administrative view or the table function, refer to one of the following sections:

- [“ADMINTEMPTABLES administrative view” on page 193](#)
- [“ADMIN_GET_TEMP_TABLES table function” on page 194](#)

ADMINTEMPTABLES administrative view

The ADMINTEMPTABLES administrative view returns table attribute and instantiation time information for instances of created temporary tables and declared temporary tables.

The schema is SYSIBMADM.

Refer to the Information returned for ADMINTEMPTABLES administrative view and [ADMIN_GET_TEMP_TABLES](#) table for a complete list of information that can be returned.

Authorization

One of the following authorizations is required:

- SELECT privilege on the ADMINTEMPTABLES administrative view
- SELECTIN privilege on the schema of the ADMINTEMPTABLES administrative view
- CONTROL privilege on the ADMINTEMPTABLES administrative view
- DATAACCESS authority
- DBADM authority
- SQLADM authority
- ACCESSCTRL authority
- SECADM authority

One of the following is required to use the table function:

- EXECUTE privilege on the ADMIN_GET_TEMP_TABLES table function
- DATAACCESS authority

Default PUBLIC privilege

In a non-restrictive database, SELECT privilege is granted to PUBLIC when the view is automatically created.

Examples

Example 1: Retrieve table attributes and instantiation time information for all instances of created temporary tables and declared temporary tables currently existing in the database.

```
SELECT * FROM SYSIBMADM.ADMINTEMPTABLES
```

Example 2: Determine which connections have an instance of a created temporary table.

```
SELECT APPLICATION_HANDLE, TABSCHEMA, TABNAME
FROM SYSIBMADM.ADMINTEMPTABLES
WHERE TEMPTABTYPE = 'C'
```

Example 3: Retrieve table attributes and instantiation time information for all declared temporary tables declared for all the tables instantiated by the user that connected to the database.

```
SELECT TABSCHEMA, TABNAME, ONCOMMIT, ONROLLBACK,
INSTANTIATION_TIME
FROM SYSIBMADM.ADMINTEMPTABLES
WHERE TEMPTABTYPE = 'D' AND INSTANTIATOR = SYSTEM_USER
```

ADMIN_GET_TEMP_TABLES table function

The ADMIN_GET_TEMP_TABLES table function returns the same information as the [ADMINTABINFO](#) administrative view, but allows you to specify a schema name and a table name.

Refer to the [Information returned for ADMINTEMPTABLES administrative view and ADMIN_GET_TEMP_TABLES table](#) for a complete list of information that can be returned.

Syntax

```
►► ADMIN_GET_TEMP_TABLES ( ( — application_handle — , — tabschema — , — tablename — ) ) ►►
```

The schema is SYSPROC.

Table function parameters

application_handle

An input argument of type BIGINT that specifies an application handle. If *application_handle* is specified, data is returned for the specified connection only; if *application_handle* is NULL, data is returned for all connections.

tabschema

An input argument of type VARCHAR(128) that specifies a schema name.

tablename

An input argument of type VARCHAR(128) that specifies a created temporary table name or a declared temporary table name.

Authorization

One of the following authorizations is required:

- EXECUTE privilege on the ADMIN_GET_TEMP_TABLES table function
- DATAACCESS authority
- DBADM authority
- SQLADM authority

Default PUBLIC privilege

In a non-restrictive database, EXECUTE privilege is granted to PUBLIC when the function is automatically created.

Examples

Example 1: Retrieve table attributes and instantiation time information for all instances of the created temporary table DBUSER1.EMPLOYEE for all connections.

```
SELECT TABSCHEMA, TABNAME, ONCOMMIT, ONROLLBACK, INSTANTIATION_TIME
   FROM TABLE (SYSPROC.ADMIN_GET_TEMP_TABLES(NULL, 'DBUSER1', 'EMPLOYEE'))
   AS T
```

Example 2: Retrieve the instantiation time and table space ID for all instances of user temporary tables for the current connection.

```
SELECT TABSCHEMA, TABNAME, INSTANTIATION_TIME, TBSP_ID
   FROM TABLE (SYSPROC.ADMIN_GET_TEMP_TABLES(APPLICATION_ID(), '', ''))
   AS T
```

Usage notes

-
- If both *tabschema* and *tabname* are specified, then information is returned for that specific temporary table only.
- If *tabschema* is specified but *tabname* is NULL or the empty string ("), then information is returned for all tables in the given schema.
- If *tabschema* is NULL or the empty string (") and *tabname* is specified, then an error is returned. To retrieve information for a specific temporary table, the table must be identified by both schema and table name.
- If both *tabschema* and *tabname* are NULL or the empty string ("), then information is returned for all temporary tables for the connection or all connections, depending on the value of *application_handle*.
- If *tabschema* or *tabname* do not exist, or *tabname* does not correspond to a temporary table name, or instances of the identified temporary table do not exist in the database, then an empty result set is returned.

Information returned

<i>Table 38. Information returned for ADMINTEMPTABLES administrative view and ADMIN_GET_TEMP_TABLES</i>		
Column name	Data type	Description
APPLICATION_HANDLE	BIGINT	application_handle - Application handle monitor element
APPLICATION_NAME	VARCHAR(256)	appl_name - Application name monitor element
TABSCHEMA	VARCHAR(128)	table_schema - Table schema name monitor element
TABNAME	VARCHAR(128)	table_name - Table name monitor element

Table 38. Information returned for ADMINDEPTABLES administrative view and ADMIN_GET_TEMP_TABLES (continued)

Column name	Data type	Description
INSTANTIATOR	VARCHAR(128)	Authorization ID under which the created temporary table was instantiated or declared temporary table was declared.
INSTANTIATOR_TYPE	CHAR(1)	<ul style="list-style-type: none"> "U" = The instantiator is an individual user
TEMPTABTYPE	CHAR(1)	Temporary table type: <ul style="list-style-type: none"> "C" = Created temporary table "D" = Declared temporary table
INSTANTIATION_TIME	TIMESTAMP	Time at which the created temporary table instance was instantiated or the declared temporary table was declared.
COLCOUNT	SMALLINT	Number of columns, including inherited columns (if any).
TAB_FILE_ID	BIGINT	table_file_id - The file ID (FID) for the table.
TBSP_ID	BIGINT	tablespace_id - An integer that uniquely represents a table space used by the current database.
PMAP_ID	SMALLINT	Identifier for the distribution map that is currently in use by this table.
PARTITION_MODE	CHAR(1)	Indicates how data is distributed among database partitions in a partitioned database system. <ul style="list-style-type: none"> "H" = Hashing Blank = No database partitioning
CODEPAGE	SMALLINT	Code page of the object. This is the default code page used for all character columns and expression-generated columns.
ONCOMMIT	CHAR(1)	Specifies the action taken on this table when a COMMIT operation is performed. <ul style="list-style-type: none"> "D" = Delete rows "P" = Preserve rows
ONROLLBACK	CHAR(1)	Specifies the action taken on this table when a ROLLBACK operation is performed. <ul style="list-style-type: none"> "D" = Delete rows "P" = Preserve rows
LOGGED	CHAR(1)	Specifies whether this table is logged. <ul style="list-style-type: none"> "N" = Not logged "Y" = Logged
TAB_ORGANIZATION	CHAR(1)	tab_organization - Data organization in table monitor element

ADMIN_IS_INLINED function - Determine if data is inlined

The ADMIN_IS_INLINED function retrieves state information about inline data for an XML column, BLOB column, CLOB column, or DBCLOB column.

Syntax

```
►► ADMIN_IS_INLINED ( — column-name — ) ►►
```

The schema is SYSIBM.

Return value

This function returns one of the following values of type SMALLINT, or the null value:

1

Indicates that the data is inlined.

0

Indicates that the data is not inlined.

NULL

Indicates that the inputs are NULL.

Function parameters

column-name

Identifies a column of the base table with a data type of XML, BLOB, CLOB, or DBCLOB (SQLSTATE 42884). The column must directly or indirectly reference the column of a base table that is not generated based on an expression (SQLSTATE 42815).

Example

Example 1: The following example indicates whether the three XML documents in the XML column xml_doc1 of the TAB1 table are inlined:

```
db2 => SELECT PK, ADMIN_IS_INLINED(xml_doc1) as IS_INLINED
       from TAB1
```

This query results in the following output:

PK	IS_INLINED
1	1
2	0
3	0

3 record(s) selected.

Example 2: The following example indicates whether one of the XML documents in the XML column xml_doc1 of the TAB1 table is inlined:

```
db2 => SELECT PK, ADMIN_IS_INLINED(xml_doc1) as IS_INLINED
       from TAB1 where PK=1
```

This query results in the following output:

PK	IS_INLINED
1	1

1 record(s) selected.

Example 3: The following example indicates whether the three CLOB data contained in the CLOB column `clob_1` of the `TAB1` table are inlined:

```
db2 => SELECT PK, ADMIN_IS_INLINED(clob_1) as IS_INLINED
       from TAB1
```

This query results in the following output:

```
PK          IS_INLINED
-----
          1              0
          2              0
          3              1

3 record(s) selected.
```

ADMIN_MOVE_TABLE procedure - Move tables online

The `ADMIN_MOVE_TABLE` stored procedure moves the data in an active table into a new table object with the same name, while the data remains online and available for access.

This stored procedure creates a protocol table composed of rows that contain status information and configuration options related to the table to be moved. The return set from this procedure is the set of rows from the protocol table related to the table to be moved.

This stored procedure uses the following terminology:

Source table

The original table name that is passed in as a parameter into the stored procedure. This is the table to be moved.

Target table

A table created by the stored procedure using the table definition passed in through the stored procedure. All of the data from the source table is copied into this table and then it is renamed to the same name as the source table.

Staging table

A table created by the stored procedure. The staging table stores any update, delete or insert changes that occur on the source table during the execution of the table move. This table is dropped when the move is complete.

Authorization

You must have `SQLADM` or `DBADM` authority to invoke the `ADMIN_MOVE_TABLE` stored procedure. You must also have the appropriate object creation authorities, including authorities to issue the `SELECT` statement on the source table, and to issue the `INSERT` statement on the target table.

Default PUBLIC privilege

In a non-restrictive database, `EXECUTE` privilege is granted to `PUBLIC` when the procedure is automatically created.


Syntax

There are two equally valid methods to start the `ADMIN_MOVE_TABLE` stored procedure:

- Use the first method to modify only certain parts of the table definition for the target table. For instance, if you had a table definition that is quite large (several KB), and all you want to do is modify the table spaces for the table, you can do so without having to determine the entire `CREATE TABLE` statement needed to recreate the source table. All you need to do is to fill out the **`data_tbsp`**, **`index_tbsp`**, and **`lob_tbsp`** parameters, leaving the other optional parameters blank.
- The second method provides you with more control and flexibility. You can create the target table beforehand, rather than having the stored procedure create the target table. By creating the target table beforehand, you can create a target table that would not be possible using the first method.


Method 1:

```
➤ ADMIN_MOVE_TABLE ( — tabschema — , — tablename — , — data_tbsp — , →  
  → index_tbsp — , — lob_tbsp — , — organize_by_clause — , — partkey_cols — , →  
  → data_part — , — coldef — , — options — , — operation — ) ➤
```



Method 2:

```
➤ ADMIN_MOVE_TABLE ( — tabschema — , — tablename — , — target_tabname — , →  
  → options — , — operation — ) ➤
```



The schema for both methods is SYSPROC.

Procedure parameters

tabschema

This input parameter specifies the name of the schema which contains the table to be moved. This parameter is case sensitive and has a data type of VARCHAR(128). This parameter can be NULL or the empty string, if operation REPORT is used to monitor all table moves initiated. For operation ESTIMATE *tabschema* can be a LIKE pattern and then ESTIMATE get executed for all matching tables.

tablename

This input parameter specifies the name of the table to be moved. This parameter is case sensitive and has a data type of VARCHAR(128). This parameter can be NULL or the empty string, if operation REPORT is used to monitor all table moves initiated. For operation ESTIMATE *tablename* can be a LIKE pattern and then ESTIMATE get executed for all matching tables.

data_tbsp

This input parameter specifies the new data table space for the target table. If a value is provided, the *index_tbsp* and *lob_tbsp* parameters are required. If a value is not provided, the data table space of the source table is used. This parameter is case sensitive and has a data type of VARCHAR(128). This parameter can be NULL or the empty string.

index_tbsp

This input parameter specifies the new index table space for the target table. If a value is provided, the *data_tbsp* and *lob_tbsp* parameters are required. If a value is not provided, the index table space of the source table is used. This parameter is case sensitive and has a data type of VARCHAR(128). This parameter can be NULL or the empty string.

lob_tbsp

This input parameter specifies the new LOB table space for the target table. If a value is provided, the *data_tbsp* and *index_tbsp* parameters are required. If a value is not provided, the LOB table space of the source table is used. This parameter is case sensitive and has a data type of VARCHAR(128). This parameter can be NULL or the empty string.

organize_by_clause

This input parameter can be used to specify an ORGANIZE BY clause for the table. If the value provided does not begin with 'ORGANIZE BY' then it provides the multi-dimensional clustering (MDC) specification for the target table. The values are entered as a comma separated list of the columns used to cluster data in the target table along multiple dimensions. If a value of NULL or "-" is given, the ORGANIZE BY clause is not used. If an empty string or a single blank is given, the procedure

checks whether there is an MDC or ITC specification on the source table, and uses that specification if located. If the argument begins with 'ORGANIZE BY' it can be used to specify any option related to the ORGANIZE BY clause of a CREATE TABLE statement. This parameter has a data type of VARCHAR(32672) and has the same format as the ORGANIZE BY DIMENSIONS clause of the CREATE TABLE statement. This parameter can be NULL, the empty string, or a single blank.

Example 1: 'C1, C4, (C3,C1), C2'

Example 2: ORGANIZE BY INSERT TIME

partkey_cols

This input parameter provides the partitioning key columns specification for the target table. The values are entered as a comma separated list of the key columns that specify how the data is distributed across multiple database partitions. If a value of NULL or minus sign (-) is given, the PARTITIONING KEY clause is not used. If an empty string or a single blank is given, the procedure checks the existing distribution of the source table, and uses that specification, if located. This approach can be used to make the target table a random distribution table if the source table was created as a random distribution table. This parameter has a data type of VARCHAR(32672) and has the same format as the DISTRIBUTE BY HASH clause of the CREATE TABLE statement.

Example: 'C1, C3'

data_part

This input parameter provides the data partitioning specification for the target table. This statement defines how to divide table data across multiple storage objects (called data partitions), according to the values in one or more of the table columns. If a value of NULL or minus sign (-) is given, the PARTITION BY RANGE clause is not used. If an empty string or a single blank is given, the procedure checks whether there is a data partition scheme on the source table, and uses that information (including partition name) if located. This parameter has a data type of VARCHAR(32672) and has the same format as the PARTITION BY RANGE clause of the CREATE TABLE statement.

Example: '(C1) (STARTING FROM (1) EXCLUSIVE ENDING AT (1000) EVERY (100))'

coldef

This input parameter specifies a new column definition for the target table, allowing you to change the column types as long as they are compatible; however, the column names must remain the same.

This also provides the ability to add new columns and drop existing columns. When adding a column, it must be defined as either nullable or have a default value set. Also, a column can only be dropped if there is a unique or primary index on the table and the column to be dropped is not a part of that unique or primary index. This parameter has a data type of VARCHAR(32672). This parameter can be NULL or the empty string.

Example: 'C1 INT, C2 INT DEFAULT 0'

target_tabname

This input parameter provides the name of an existing table to use as the target table during the move. The following changes can be made to the target table being passed in:

- The data, index and LOB table spaces can be changed
- The multi dimensional column (MDC) specification can be added or changed
- The partitioning key columns specification can be added or changed
- The data partitioning specification can be added or changed
- Data compression can be added or removed
- A new column definition can be specified; however the same restrictions as when specifying the *coldef* parameter apply here.

The following restrictions apply to the named table:

- The table must exist in the same schema as the source table
- The table must be empty

- No typed tables, materialized query tables (MQT), staging tables, remote tables or clustered tables are permitted

If this parameter is set to NULL or the empty string, the stored procedure uses the same definition as the source table. This parameter is case sensitive and has a data type of VARCHAR(128).

Can be used if executed on single table. Table will not get dropped as it is created and provided by user.

options

This input parameter is a string comprised of comma separated values, which define any options used by the stored procedure. This list of options is not case sensitive and has a data type of VARCHAR(32672). The list value can be NULL or the empty string. The following values are valid:

ALLOW_READ_ACCESS

This option allows the move of column-organized tables or convert column-organized tables to row-based tables. The source table can be still accessed using SELECT statements, but any UPDATE, DELETE or INSERT statement issued against the source table will cause a SQL error.

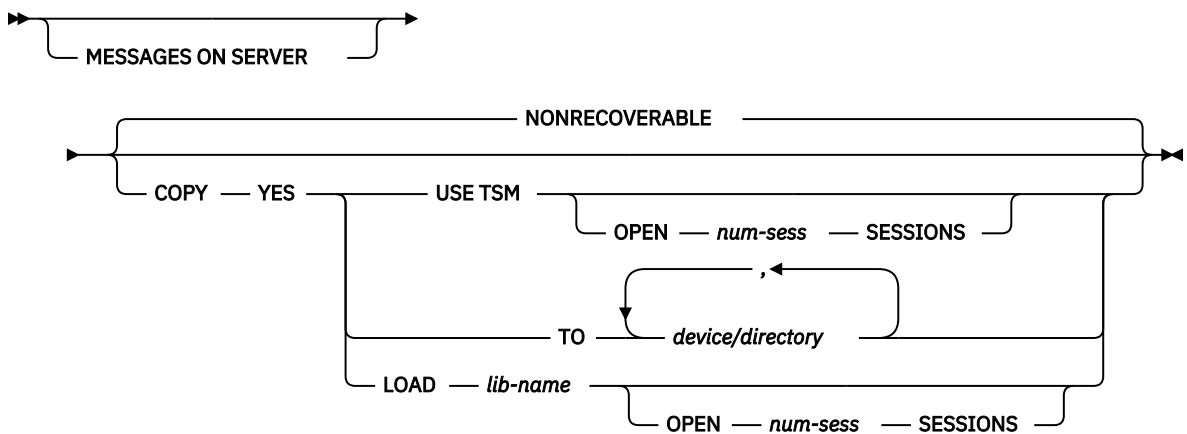
KEEP

This option keeps a copy of the original source table under a different name. If the source table name is T1, then after the move that table will be automatically renamed to something such as T1AAAVxo. You can retrieve the exact name of the source table in the returned protocol table, under the ORIGINAL key. You may set this option at any point up to and including the SWAP phase.

KEEP can be used, if executed on single table otherwise ignored. Then user is able to do further analysis on the sample.

COPY_USE_LOAD "<load options>"

Syntax for COPY_USE_LOAD



If you specify any load options for COPY_USE_LOAD, ADMIN_MOVE_TABLE uses an ADMIN_CMD load to copy the data from the source table to the target table. If you do not specify any options for COPY_USE_LOAD, then the NONRECOVERABLE option the db2Load API is used to copy the data from the source table to the target table.

MESSAGES ON SERVER

Specifies that the message file created on the server by the **LOAD** command is to be retained in case of load failures. The WARNINGS entry in the protocol table contain the message retrieval SQL statement that is required to retrieve all the warnings and error messages that occur during load, and the message removal SQL statement that is required to clean up the messages. Note that with or without the clause, the fenced user ID must have the authority to create files under the directory indicated by the **DB2_UTIL_MSGPATH** registry variable.

COPY YES

Specifies that a copy of the loaded data will be saved. This option is invalid if forward recovery is disabled.

USE TSM

Specifies that the copy will be stored using Tivoli Storage Manager (TSM).

OPEN *num-sess* SESSIONS

The number of I/O sessions to be used with TSM or the vendor product. The default value is 1.

TO *device or directory*

Specifies the device or directory on which the copy image will be created.

LOAD *lib-name*

The name of the shared library (DLL on Windows operating systems) containing the vendor backup and restore I/O functions to be used. It can contain the full path. If the full path is not given, it will default to the path where the user exit programs reside.

NONRECOVERABLE

Specifies that the load transaction is to be marked as nonrecoverable and that it will not be possible to recover it by a subsequent roll forward action. If COPY YES is not used, NONRECOVERABLE is the default.

COPY_WITH_INDEXES

This option creates indexes before copying the source table; however, the default is to create the indexes after copying the source table. The advantages of this option are that index creation after copying requires a whole table scan per index and that the index creation is a transaction that requires active log space. If the LOGINDEXBUILD database configuration parameter is on, significant log space is required for building the indexes in a short time frame. One disadvantage of this option is that copy performance is reduced because indexes need to be maintained on the target table. Also, the resulting indexes many contain *pseudo-deleted* keys, and the indexes are not as well balanced as if the indexes were created after the copy. You may set the COPY_WITH_INDEXES option at any point up to and including the COPY phase.

FORCE

If the force option is set, the SWAP phase does not check to see if the source table has changed its table definition.

FORCE_ALL

Heavy workload on the source table might prevent ADMIN_MOVE_TABLE from completing the SWAP phase (SQL0911N reason code 2). In other words, if the source table is heavily used by other applications during the SWAP phase, ADMIN_MOVE_TABLE might rollback due to a deadlock (SQL0911N reason code 2).

Use this option to force all applications having workload on the source table. Forced applications will receive SQL1224N on all subsequent database manager requests.

Most of the time this option is not needed. Use FORCE_ALL with care. You must have SYSADM, SYSCTRL or SYSMANT authority to perform SWAP with FORCE_ALL option.

NO_STATS

This option does not start RUNSTATS or any statistic copying on the target table. If you use the AUTO_RUNSTATS or AUTO_STMT_STATS database configuration parameters, the database system automatically creates new statistics afterward. For backwards compatibility, STATS_NO is also accepted. You can set the NO_STATS option at any point up to and including the SWAP phase.

COPY_STATS

This option copies the statistics from the source table to the target table before performing the swap. This may cause inaccurate physical statistics, especially if the page size is changed. However, setting this option saves computing time as RUNSTATS is not called to compute new statistics. Also, the optimizer may choose the same access plans, because the statistics are the same. For backwards compatibility, STATS_COPY is also accepted. You may set the STATS_COPY option at any point up to and including the SWAP phase.

NO_AUTO_REVAL

This option prevents automatic revalidation on the table, and instead, re-creates all triggers and views. The NO_AUTO_REVAL option can be set only in the INIT phase.

REORG

This option sets up an extra offline REORG on the target table before performing the swap. If you use this option to improve your compression dictionary, be advised that using the default sampling approach is a better method to create an optimal compression dictionary. However, if you require an optimal XML compression dictionary, then REORG is the only method. You may set the REORG option at any point up to and including the SWAP phase.

NO_TARGET_LOCKSIZE_TABLE

This option does not keep the LOCKSIZE table option on the target table during the COPY and SWAP phases. The default is to use the LOCKSIZE table option on the target table to prevent locking overhead, when no unique index is specified on the source table.

CLUSTER

This option reads the data from the source table with an ORDER BY clause when a copy index has been specified using ADMIN_MOVE_TABLE_UTIL, a clustering index exists on the source table or a unique index or primary key is defined in the source table.

Note: A copy index will override a clustering index; a clustering index will be used in preference to a primary key; a primary key will be used in preference to a unique index.

NON_CLUSTER

This option reads the data from the source table without an ORDER BY clause regardless of whether a copy index has been specified, a clustering index exists on the source table, or a unique index or primary key has been defined in the source table.

Note: When neither CLUSTER or NON_CLUSTER options are specified, ADMIN_MOVE_TABLE will read the data from the source table with an ORDER BY clause only when a clustering index exists on the source table.

LOAD_MSGPATH <path>

This option can be used to define the load message file path.

LOAD_MSGPATH can be used together with COPY_USE_LOAD in the following situations:

- COPY_USE_LOAD is specified without further options (in other words, the default COPY_USE_LOAD NONRECOVERABLE is assumed)
- COPY_USE_LOAD NONRECOVERABLE is specified explicitly

LOAD_MSGPATH cannot be used together with COPY_USE_LOAD when optional keywords are also specified with COPY_USE_LOAD.

If the LOAD_MSGPATH option is not specified, then the default path is determined by the DB2_UTIL_MSGPATH registry variable.

LOAD_TEMPPATH

Use this option to define the load temporary file path.

ALLOW_RLBAC

Use this option to move a table that has row-level label-based access control (LBAC) security label specified. Before you use this option, ensure that you have adequate privilege; if you lack the privilege to access all the table row entries, data loss can occur.

NOT_ENFORCED

Specify this option for the conversion of tables with enforced check constraints or foreign key (referential integrity) constraints that are not supported on the target table; otherwise, an error is returned (SQL1667N).

WITHOUT_NONUNIQUE_INDEXES

Specify this option to control the creation of non-unique user defined indexes on the moved table. The default behavior is to leave all indexes unchanged; all indexes on the source table are created on the target table, where possible. If this option is specified, creation of non-unique indexes is skipped on the target table.

This option is available starting in Db2 V11.1 Mod Pack 4 and Fix Pack 4

ADD_MODSTATE_INDEX or REMOVE_MODSTATE_INDEX or SYNC_MODSTATE_INDEX

Use these options to control the creation or deletion of the modification state index on the moved table. If none of these options are specified, the ADMIN_MOVE_TABLE operation ignores the status of the modification state index of the source and target tables.

This option is available starting in Db2 V11.1 Mod Pack 4 and Fix Pack 4

ADD_MODSTATE_INDEX

Specify this option to allow explicit creation of the modification state index on the moved table.

REMOVE_MODSTATE_INDEX

Specify this option to allow explicit deletion of the modification state index on the moved table.

SYNC_MODSTATE_INDEX

Specify this option to automatically adopt the status of the modification state index from the source table.

operation

This input parameter specifies which operation the stored procedure is to execute. There are two ways of calling the stored procedure: using the MOVE command to execute all the operations at one time; or by using the individual commands to execute the table move one step at a time. The main advantage of this second method is that you control when the SWAP phase actually occurs, thereby determining when the table is briefly taken offline. This allows you to make the move during a period of low system activity. If you use the individual commands, they must be called in the following order: INIT, COPY, REPLAY, VERIFY (optional), and SWAP.

- **MOVE:** Performs the entire table move (INIT, COPY, REPLAY, and SWAP operations) in one step.
- **INIT:** Verifies that a table move can take place, and initializes all of the data needed during the table move process (the target table, staging table, and the triggers on the source table).
- **COPY:** Copies the content from the source table to the target table. Any updates, deletes, or inserts occurring on the source table during this time are captured and stored in the staging table. New indexes are created at the end of the COPY phase, unless the COPY_WITH_INDEXES option is selected. Also, if needed, secondary indexes are created on the source and target tables to improve performance during the REPLAY phase. COPY can be used only after the INIT phase has completed.
- **REDIRECT:** Forwards changes directly to the target table instead of capturing the changes in the staging table.

Note: For tables with XML columns, the REDIRECT command does not work on multi-partitioned systems on tables that do not have a unique index.

- **REVERT:** Reverts to the original behavior wherein the staging table captures the changes.
- **REPLAY:** Copies into the target table any rows that have changed in the source table since the COPY phase began. REPLAY can be used only after the COPY phase has completed.
- **VERIFY:** Optionally checks if the table contents of the source and target tables are identical. This process involves obtaining a shared lock on the source and target tables, replaying any changes that have occurred on the source table, and then performing a comparison. If the table has a unique index, this command compares all values between columns that are in both tables. Otherwise, this command compares all values between columns that are in both tables (except for LONG, LOB or XML columns). This is an expensive operation and caution should be taken to decide if it is useful for your move. VERIFY can be used only after the COPY or REPLAY phases have completed.
- **SWAP:** Executes the REPLAY phase until the number of changes applied during the last scan of the staging table is less than the REPLAY_THRESHOLD value stored in the protocol table. The source table is then taken offline briefly to finish the final REPLAY, and then this command swaps the source table with target table and brings the table back online. SWAP can be used after the COPY phase has completed, but ideally after the REPLAY phase has been called.

- **CLEANUP:** Drops the staging table, any non-unique indexes or triggers created on the source table by the stored procedure, and the source table if the KEEP option has not been set. CLEANUP can be called if the command failed during the SWAP phase.
- **CANCEL:** Cancels a multi-step table move while between phases, or cancels a failed table move operation. Executing this command requires that the operation status is not in COMPLETED or CLEANUP state. CANCEL clears up all intermediate data (the indexes, the staging table, the target table, and the triggers on the source table).
- **TERM:** Terminates a running or killed table move. TERM will kill a running table move, roll back all open transactions and set the table move to a well defined operation status. From here, the table move can be canceled or continued. You must have SYSADM, SYSCTRL or SYSMAINT authority to perform TERM.
- **REPORT:** Calculates a set of values to monitor the progress of a single or multiple table moves. Focus is the COPY and REPLAY phase of a running table move. To get values for all table moves, tabschema and tablename must be NULL or the empty string.
- **ESTIMATE:** This option calculates an estimate of the table size and PCTPAGESSAVED values of a target table, if the ADMIN_MOVE_TABLE were to be performed using the same specified parameters. A sample size of 1 million rows (or the total number of rows in the source table, if less than 1 million) is used. A temporary staging table is created and loaded in order to calculate the estimate, and then dropped. See the example section below for several examples.

This option is available starting in Db2 V11.1 Mod Pack 4 and Fix Pack 4

This parameter is not case sensitive and has a data type of VARCHAR(128).

Information returned

<i>Table 39. Information returned by the ADMIN_MOVE_TABLE stored procedure</i>		
Column name	Data type	Description
TABSCHEMA	VARCHAR(128)	table_schema - Table schema name monitor element
TABNAME	VARCHAR(128)	table_name - Table name monitor element
KEY	VARCHAR(32)	Name of the attribute.
VALUE	CLOB(10M)	Value of the attribute.

The key and value pairs that are returned in the result set can be found in [Table 40 on page 205](#). To modify the user configurable keys in the result set, use the ADMIN_MOVE_TABLE_UTIL stored procedure.

<i>Table 40. Key and value pairs returned by the ADMIN_MOVE_TABLE stored procedure</i>		
Key	Return Value	User Configurable
AGENT_ID	Displays the application_handle monitor element during the runtime of ADMIN_MOVE_TABLE.	No
APPLICATION_ID	Displays the appl_id monitor element during the runtime of ADMIN_MOVE_TABLE.	No
AUTHID	Displays the authorization ID of the user who called the stored procedure.	No
CANCEL_START	Displays the CANCEL phase start time.	No
CLEANUP_END	Displays the CLEANUP phase end time.	No
CLEANUP_START	Displays the CLEANUP phase start time.	No

Table 40. Key and value pairs returned by the ADMIN_MOVE_TABLE stored procedure (continued)

Key	Return Value	User Configurable
COMMIT_AFTER_N_ROWS	During the COPY phase, a commit is executed after this many rows are copied. 0 means no commits during COPY. Default value is 10000.	Yes
COPY_ARRAY_SIZE	Specifies the ARRAY size for COPY_ARRAY_INSERT. A value less than or equal to 0 means do not use COPY_ARRAY_INSERT. Default value is 100.	Yes
COPY_END	Displays the COPY phase end time.	No
COPY_INDEXNAME	The name of the index used to cluster the data on the target table during the COPY phase. This value must be set before the COPY phase. The default name is the name of a cluster index on the source table, if it exists; otherwise the name of the unique or primary index on the source table.	Yes
COPY_INDEXSCHEMA	The schema of the index used to cluster the data on the target table during the COPY phase. This value must be set before the COPY phase. The default schema is the schema name of a cluster index on the source table, if it exists; otherwise the schema name of the unique or primary index on the source table.	Yes
COPY_OPTS	The copy options used during the COPY phase.	No
COPY_START	Displays the COPY phase start time.	No
COPY_TOTAL_ROWS	Displays the total number of rows copied during the COPY phase.	No
DEEPCOMPRESSSION_SAMPLE	If the source table has compression enabled, this field specifies how much data (in KB) is sampled when creating a dictionary for compression. 0 means no sampling is done. Default value is 20MB (20480 KB).	Yes
INDEX_CREATION_TOTAL_TIME	Displays the total time required for creating secondary indexes.	No
INDEXNAME	Displays the name of the index or the empty string if the table does not have an index.	No
INDEXSCHEMA	Displays the schema of the index or the empty string if the table does not have an index.	No
INIT_END	Displays the INIT phase end time.	No
INIT_START	Displays the INIT phase start time.	No
LOCK	Displays the LOCK start time if another online table move stored procedure call is active, otherwise it is empty.	No
ORIGINAL	Displays the name of original table after the swap.	No

Table 40. Key and value pairs returned by the ADMIN_MOVE_TABLE stored procedure (continued)

Key	Return Value	User Configurable
REORG_USE_TEMPSPACE	If you call the REORG option, you can also specify a temporary table space for the USE clause of the REORG command. If a value is not specified here, the REORG command uses the same table space as the table being reorganized.	Yes
REPLAY_END	Displays the REPLAY phase end time.	No
REPLAY_MAX_ERR_RETRIES	Specifies the maximum retry count for errors (lock timeouts or deadlocks) that may occur during the REPLAY phase. Default value is 100.	Yes
REPLAY_START	Displays the REPLAY phase start time.	No
REPLAY_THRESHOLD	For a single iteration of the REPLAY phase, if the number of rows applied to the staging table is less than this value, then REPLAY stops, even if new entries are made in the meantime. Default value is 100.	Yes
REPLAY_TOTAL_ROWS	Displays the accumulated number of replayed rows.	No
REPLAY_TOTAL_TIME	Displays the accumulated time in seconds used for replaying rows.	No
STAGING	Displays the name of the staging table.	No
STATUS	Displays the current status of the online table move: <ul style="list-style-type: none"> • INIT: INIT is in progress • COPY: COPY is in progress or is possible • REPLAY: REPLAY is in progress or REPLAY and SWAP are possible • CLEANUP: MOVE is complete, but cleanup has not finished or CLEANUP is possible • CANCEL: CANCEL is in progress, but cancel has not finished or CANCEL is possible • COMPLETE: MOVE and CLEANUP are complete • COMPLETE_WITH_WARNINGS: MOVE and CLEANUP are complete, however there are warnings (listed under the WARNINGS key). 	No
SWAP_END	Displays the SWAP phase end time.	No
SWAP_MAX_RETRIES	Specifies the maximum number of retries allowed during the SWAP phase (if lock timeouts or deadlocks occur). Default value is 10.	Yes
SWAP_RETRIES	Displays the number of retries performed during SWAP phase.	No
SWAP_START	Displays the SWAP phase start time.	No
TARGET	Displays the name of the target table.	No
TERM_END	Displays the TERM phase end time.	No

Table 40. Key and value pairs returned by the ADMIN_MOVE_TABLE stored procedure (continued)

Key	Return Value	User Configurable
TERM_START	Displays the TERM phase start time.	No
UTILITY_INVOCATION_ID	Displays the unique identifier for the table move operation.	No
VERIFY_END	Displays the verification end time.	No
VERIFY_START	Displays the verification start time.	No
VERSION	Displays the version of the stored procedure.	No
WARNINGS	<p>Displays warnings to pass on to the user. These warnings include:</p> <ul style="list-style-type: none"> • Revalidation of all failed objects • Control could not be granted to a user, group, or role • An index was not created because a column it references no longer exists 	No

If operation REPORT is used, monitoring values will be inserted into a Declared Global Temporary Table (DGTT) named SESSION.ADMIN_MOVE_TABLE.

Table 41. SESSION.ADMIN_MOVE_TABLE returned by the operation REPORT

Column name	Data type	Description
TABSCHEMA	VARCHAR(128)	Table schema of the table move to be reported. Value gets retrieved from protocol table.
TABNAME	VARCHAR(128)	Table name of the table move to be reported. Value gets retrieved from protocol table.
STATUS	VARCHAR(22)	Status of the table move. Value gets retrieved from protocol table.
AGENT_ID	BIGINT	Agent ID of a running table move. Value gets retrieved from protocol table.
INIT_START	TIMESTAMP	Start time of INIT operation of the table move. Value gets retrieved from protocol table.
COPY_THROUGHPUT	BIGINT	<p>COPY performance.</p> <ul style="list-style-type: none"> • Formula: $COPY_TOTAL_ROWS / (MIN(CURRENT_TIMESTAMP, COPY_END) - COPY_START)$ • Unit: rows/second • NULL, if calculation is not possible

Table 41. SESSION.ADMIN_MOVE_TABLE returned by the operation REPORT (continued)

Column name	Data type	Description
COPY_ECT	TIMESTAMP	Estimated COPY completion time. The values is calculated using COPY_THROUGHPUT, COPY_TOTAL_ROWS and CARD. <ul style="list-style-type: none"> • NULL, if calculation is not possible or the COPY phase has ended.
ROWS_STAGING	BIGINT	Number of rows in the staging table. Calculated using MON_GET_TABLE values rows_inserted - rows_deleted. <ul style="list-style-type: none"> • Unit: rows • NULL, if calculation is not possible
REPLAY_THROUGHPUT	BIGINT	REPLAY performance. <ul style="list-style-type: none"> • Formula: REPLAYED_TOTAL_ROWS / REPLAY_TOTAL_TIME • Unit: rows/second • NULL, if calculation is not possible
INFLOW_STAGING	BIGINT	Number of rows per second that currently get inserted from staging table. <ul style="list-style-type: none"> • Unit: rows/second • NULL, if calculation is not possible
OUTFLOW_STAGING	BIGINT	Number of rows per second that currently get removed from staging table. <ul style="list-style-type: none"> • Unit: rows/second • NULL, if calculation is not possible
GROWTH_STAGING	BIGINT	Growth of staging table. <ul style="list-style-type: none"> • Formula: OUTFLOW_STAGING - INFLOW_STAGING • Unit: rows/second • NULL, if calculation is not possible

Table 41. SESSION.ADMIN_MOVE_TABLE returned by the operation REPORT (continued)

Column name	Data type	Description
REPLAY_ECT	TIMESTAMP	Estimated REPLAY completion time. Special value 9999-12-31-23:59:59 indicates that under current progress and workload conditions, the move will not end. NULL, if calculation is not possible.
AVG_ROWS_PER_KEY	DOUBLE	The average number of rows, the replay key in staging table will touch. <ul style="list-style-type: none"> • Formula: CARD/FULLKEYCARD • The input values for the formula get retrieved from SYSCAT.INDEXES and SYSCAT.TABLES • FULLKEYCARD gets retrieved for the replay index. • 1, if no statistics are available.
CARD	BIGINT	The number of rows in the source table. Value gets retrieved from SYSCAT.TABLES

If operation REPORT is used, the result set is a subset of the DGTT and depends on reporting a single table move or all table moves initiated.

Result set to monitor a single table move:

- STATUS
- AGENT_ID
- INIT_START
- COPY_THROUGHPUT
- COPY_ECT
- ROWS_STAGING
- REPLAY_THROUGHPUT
- INFLOW_STAGING
- OUTFLOW_STAGING
- GROWTH_STAGING
- REPLAY_ECT

Result set to monitor all table moves initiated:

- TABSCHEMA
- TABNAME
- STATUS
- AGENT_ID
- COPY_ECT
- GROWTH_STAGING

If the ESTIMATE command is run, values are inserted into a Declared Global Temporary Table (DGTT) named SESSION.ADMIN_MOVE_TABLE. This table contains an estimate of the size that table would be after a move.

<i>Table 42. SESSION.ADMIN_MOVE_TABLE returned by the operation ESTIMATE</i>		
Column Name	Data Type	Description
TABSCHEMA	VARCHAR(128)	table schema
TABNAME	VARCHAR(128)	table name
ROWS_SAMPLED	BIGINT	#rows used to create the new dictionary
SOURCE_SIZE	BIGINT	size of source table in KB (SOURCE_PAGESIZE * SOURCE_NPAGES)/1024
TARGET_SIZE	BIGINT	estimated size of target table in KB. The estimated size is calculated with the following formula: (TARGET_NPAGES * TARGET_PAGESIZE * SOURCE_CARD / ROWS_SAMPLED)/1024
SOURCE_PCTPAGESSAVED	SMALLINT	PCTPAGESSAVED of source table (value retrieved from SYSCAT.TABLES)
TARGET_PCTPAGESSAVED	SMALLINT	estimated PCTPAGESSAVED (result of RUNSTATS on sample)
SOURCE_PAGESIZE	INTEGER	PAGESIZE in bytes retrieved from SYSCAT.TABLESPACES
TARGET_PAGESIZE	INTEGER	PAGESIZE of target table in bytes retrieved from SYSCAT.TABLESPACES
SOURCE_NPAGES	BIGINT	NPAGES of source table retrieved from SYSCAT.TABLES

The result set of the SESSION.ADMIN_MOVE_TABLE is a subset of the DGTT:

- TABSCHEMA
- TABNAME
- ROWS_SAMPLED
- SOURCE_SIZE
- TARGET_SIZE
- SOURCE_PCTPAGESSAVED
- TARGET_PCTPAGESSAVED

Usage notes

Suggestions for best results when using this procedure

- Avoid making multiple moves into same table space at the same time. This prevents fragmentation on the target table space.

- Run this procedure when activity on the table is low. Avoid mass data loads or deletes so that parallel read access is not a problem.
- Use a multi-step move operation. The INIT and COPY phases can be called at any time. Execute the REPLAY phase multiple times in order to keep the staging table size small, and then issue the SWAP during a time of low activity on the table.
- Check if offline methods are a better choice for your table move, especially when considering tables without unique indexes and for tables with no index.

Operations that are restricted on the source table

The stored procedure relies on triggers to capture any changes made to the source table. There are some operations that could affect the source table but which do not fire triggers. This could result in inconsistencies between the source and target table that cannot easily be detected by the stored procedures. These operations include:

- TRUNCATE TABLE (without restrict when delete triggers)
- IMPORT ... REPLACE INTO ...
- LOAD TABLE
- ALTER TABLE
- REORG (both online and offline)

These operations will be restricted on the source table using a new table-level state flag. The flag is set during the INIT phase and cleared during the CLEANUP or CANCEL phase. Restricted operations will fail with SQL0668N reason code 10 (SQLSTATE 57007).

Operations that will affect the table move operation

There are operations that can cause the stored procedure to fail while a move is in progress. These operations include:

- Dropping the **SYSTOOLSPACE** table space
- Dropping/Renaming the source table
- Dropping/Renaming any of the temporary objects created by OTM in the INIT phase (target table, staging table, triggers on source table, protocol table)
- Altering values in the protocol table that are not listed as user configurable

Naming convention for temporary objects

To avoid naming conflicts when creating temporary objects, the following naming convention is used:

- Postfix
 - "t" for target
 - "s" for staging
 - "o" for original
 - "g" for generated
 - "i" for insert trigger
 - "d" for delete trigger
 - "u" for before update trigger
 - "v" for after update trigger
- Names are built consisting of <characters from name of object><base64 encoded hash key over name of object><postfix>.
- If length of name would exceed object length (128 bytes) <characters from name of object> gets shorter.
- Hash value gets calculated from the object name and is encoded similar to base64 encoding.

Sample:

```
Name of object: T1
Staging object: T1AAAVxs
Target object: T1AAAVxt
Original object: T1AAAVxo
Generated index: T1AAAVxg (if table has no index)
Insert trigger: T1AAAVxi
Delete trigger: T1AAAVxd
Before update trigger: T1AAAVxu
After update trigger: T1AAAVxv
```

Online table move with compression and dictionary creation

There are several methods to create a data compression dictionary using Online Table Move. Compression must either be enabled on the source table or specified to be active in the new table definition if provided.

Create dictionary with sampling is the default method of Dictionary creation through Online Table Move. If compression is turned on for the table, then before performing the **COPY** operation, a system sampling of the data from the source table is inserted into the target table, where the amount of data sampled is specified in the DEEPCOMPRESSION_SAMPLE field in the protocol table. The compression dictionary is then created based off of this random sample, and therefore results in an optimal compression dictionary.

Please note, that an XML compression dictionary will not be created through the sampling method. This is due to the fact that db2Inspect is used to create the compression dictionary, and db2Inspect currently does not have the ability to create an XML compression dictionary. The XML compression dictionary will be created through automatic dictionary creation (ADC).

Create dictionary with automatic dictionary creation (ADC) is the standard method of dictionary creation with tables. When you turn on compression for the table, the database system automatically creates the dictionary as data is inserted into the table. This results in a non-optimal compression dictionary. Note that the DEEPCOMPRESSION_SAMPLE field in the protocol table must be set to 0 to avoid having the stored procedure attempt to create a better compression dictionary.

The create dictionary with REORG method of Dictionary creation results in a dictionary being created that reflects any activity on the source table that occurred while the COPY phase was in process. This is done by performing a REORG before the SWAP phase with the RESETDICTIONARY option set. An optimal dictionary will be created, however depending on the size of the table the REORG could take a long time. Also, if an optimal XML dictionary is required, REORG is the only method that will produce one. It is advised to use the sampling method of dictionary creation.

Online table move and statistics on the table

If you use the COPY_USE_LOAD option and the source table has a statistics profile, the load operation collects statistics on the target table.

By default, when you are moving a table where statistics are collected, the **RUNSTATS** command is issued on the table during the SWAP phase. The ADMIN_MOVE_TABLE procedure attempts to create statistics only if the target table does not yet have any statistics. If the target table does not yet have statistics and you want to minimize the duration of the SWAP phase, issue the **RUNSTATS** command before the SWAP phase. If a statistics profile is found, the **RUNSTATS** command is called by using the statistics profile. Otherwise, the **RUNSTATS** command is called with the **WITH DISTRIBUTION ON COLUMNS (...)** and **AND SAMPLE DETAILED INDEXES ALL** clauses.

If the **COPY_STATS** option has been set, the statistics from the source table are copied to the target table before performing the swap. Copying statistics may cause inaccurate physical statistics especially if changing page size. However, it will save on computing time as **RUNSTATS** does not have to be called to compute new statistics. Also, the optimizer may choose the same access plans, because the statistics are the same (plan stability). The statistics that are copied are in the **SYSSTAT.TABLES**, **SYSSTAT.COLUMNS**, **SYSSTAT.COLDIST**, **SYSSTAT.INDEXES**, and **SYSSTAT.COLGROUPS** catalog views.

If the **NO_STATS** option has been set, the RUNSTATS command is not issued, and statistics are not copied on the target table. If you use **AUTO_RUNSTATS** or **AUTO_STMT_STATS**, the database system automatically generates new statistics

Online table move with LOAD used for COPY

If you are using the **COPY_USE_LOAD** option, and if you do not specify a sub-option or you choose **NONRECOVERABLE**, then it is necessary to perform a backup of the target table space or table spaces before the SWAP phase in order to ensure recoverability. A backup can be created by issuing a statement such as the following:

```
BACKUP DB dbname TABLESPACE targetDataTablespace,  
        targetIndexTablespace, targetLongTablespace  
ONLINE TO <destination>
```

Online table move with recoverable LOAD in HADR environment

If the destination for a recoverable LOAD in an HADR environment cannot be found from the standby, the table space will be inaccessible. The primary is not informed about this situation, so you might assume that the standby is up to date, but if there is a failover to the standby the table will not be accessible.

Online table move with generated columns

The Table Move stored procedure treats any generated columns in the source table specially. The following paragraphs describe how the different types of generated columns are handled.

A **row change timestamp column** is a column that holds a timestamp representing the time when a row was last changed.

If a row change timestamp column is found in the source table, the values of this column after the table move operation is complete will not be the same as they were before the table move operation. The values of the column after the table move will represent the time at which the rows were inserted/updated in the new table object. This is done because the actual rows are being changed and the row change timestamp column values should therefore reflect these changes. If you use **ALLOW_READ_ACCESS** and **COPY_USE_LOAD** option of **ADMIN_MOVE_TABLE**, the row change timestamp column content of source table gets preserved during the move.

If a new table definition is supplied, and a column is defined as a row change timestamp column in the source table but not in the new table definition, then the column will not be a row change timestamp column.

An **identity column** is a column that automatically generates a value for the column when a row is inserted into the table.

If an identity column is found in the source table, the values of this column after the Table Move operation is complete will be identical to the values that were present before the table move operation. However, there is no way to determine the "last/next" value for the identity column in the source table. Therefore, when creating the identity column on the target table the value generation will be set to begin from the next "uncached" value. This is the same behavior that happens when the database restarts (stop/start). This behavior is documented in "ALTER TABLE statement" in the *SQL Reference Volume 2*, under the "SET NO CACHE or CACHE integer-constant" heading of the "identity-alteration" section.

The column will initially be created as a regular column in the target table, and then be altered to be an identity column during the brief offline period of the SWAP phase. This is done because the column may have been created as **GENERATED ALWAYS**, and that would block the stored procedure from being able to insert the exact values from the source table into the column in the target table.

If a new table definition is specified, and a column is specified to be an identity column in the new table definition, then the stored procedure will check to see if the definition of the identity column matches the definition of the column in the source table. If they are a match, the stored procedure will continue as previously described. If they are not a match, the stored procedure will use the new identity column definition. Please note that this will restart the identity column counter with whatever the start value is specified as, however the current values of the rows in the column will remain the same.

If a new table definition is specified, and a column that is specified as an identity column in the source table is not specified as an identity column in the new table definition, then the stored procedure will still create the column as an identity column in the target table using the same specification found in the source table. This is done so that users do not need to look up the definition of the existing identity column and re-enter it into the new table definition. If the user does not want to keep the column as an Identity column, then they can alter the target table after the call to the stored procedure to remove the identity specification from the column.

An **expression column** is a column that automatically generates a value for the column based on an expression when a row is inserted into the table.

If an expression column is found in the source table, the values of this column after the Table move operation is complete will be identical to the values that were present before the table move operation.

The column will originally be created as a regular column in the target table, and then be altered to be an expression column during the brief offline period of the SWAP phase. This is done because expression columns are created as GENERATED ALWAYS, and do not allow inserts into that column. However, In order to alter the column in the target table to be an expression column, set integrity will briefly be turned off on the target table. The ALTER statement is performed, and then integrity is set back on with the GENERATED COLUMN IMMEDIATE UNCHECKED option.

The stored procedure will not support column expressions that include the table name (such as table 'T1' with expression (T1.C *5)) in either the source table or the target table. To remedy this, the user can alter the column to change the expression to not include the table name.

If a new table definition is specified, and a column is specified to be an expression column in the new table definition, then the stored procedure will check to see if the definition of the expression column matches the definition of the column in the source table by performing a basic string to string comparison. If they are a match, the stored procedure will continue as previously described. If they are not a match, the stored procedure will use the new expression column definition. Please note that the current values of the rows in the column will remain the same.

If a new table definition is specified, and a column that is specified as an expression column in the source table is not specified as an expression column in the new table definition, then the stored procedure will still create the column as an expression column in the target table using the same specification found in the source table. This is done so that users do not need to look up the definition of the existing expression column and re-enter it into the new table definition. If the user does not want to keep the column as an Expression column, then they can alter the target table after the call to the stored procedure to remove the Expression Specification from the column.

Online table move and objects and privileges that are preserved

The stored procedure will preserve the following objects when a Table Move is performed:

Views

During the brief offline period during the SWAP phase, the views are dropped from the source table and are re-created on the target table.

Transfer of ownership is also performed to change the ownership of the view back to the original owner.

The granted privileges for the views are preserved only if the **auto_reval** configuration parameter is set to DEFERRED or IMMEDIATE.

Triggers

During the brief offline period during the SWAP phase, the triggers are dropped from the source table and are re-created on the target table.

Transfer of ownership is also performed to change the ownership of the trigger back to the original owner.

Indexes

Indexes are created onto the target table at several times during the table move procedure.

Indexes are first created at the end of the COPY phase, unless the **COPY_WITH_INDEXES** option is

set then the indexes are first created at the beginning of the COPY phase. The stored procedure then looks for any newly created indexes, judging by index name alone, at the beginning of the REPLAY and SWAP phases. If new indexes are found, they are created. However, the stored procedure does not look to see if any indexes have been deleted on the source table.

The index names are the same as they were on the source table for user created indexes. However, system created indexes can not be guaranteed to have the same name.

The indexes that are preserved are of the following type: 'REG', 'CLUST', and 'XVIL'.

Any user created indexes that reference a column that is being dropped in the target table are not preserved.

When moving from a source partitioned table to a target partitioned table, the partitioned attribute of the index are preserved. When moving from a source partitioned table to a target non-partitioned table, or vice-versa, the partitioned attribute is decided by the default behavior of the database.

Constraints

Constraints (other than referential constraints) are re-created on the target table using the same constraint names. However, for unique and primary constraints the underlying index name may be different than the index name on the source table.

Table flags

The table flags of the source table are created on the target table as soon as the target table is created in the INIT phase. These flags are as follows: 'append_mode', 'locksize', 'volatile', 'compression', 'datacapture', 'pctfree', 'logindexbuild', 'owner', and 'droprule'. These flags are then checked at the end of the COPY phase and during the SWAP phase. If there are any changes in the flags, they are updated in the target table.

To keep the database recoverable and compatible with HADR setups, ADMIN_MOVE_TABLE does not copy the NOT LOGGED INITIALLY information from the source to the target table.

Grant/Revoke

During the SWAP phase, the stored procedure goes through the entries in **SYSCAT.TABAUTH** and reproduces the granting of privileges on the table to users/groups/roles.

If the caller of the stored procedure does not have ACCESSCTRL or SECADM authority, then the CONTROL privilege cannot be granted. A list of all users/groups/roles that were not granted the CONTROL privilege can be found in the protocol table where the key is WARNINGS.

Usage lists

During the brief offline period during the SWAP phase, usage lists defined on the source table or on the source table indexes are dropped and re-created on the target table. Any usage list that was in the active state before the move is re-activated after the move.

If auto_revalidation is enabled on the database, and the **USE_AUTO_REVAL** option is not set (which is the default if auto_revalidation is enabled), then the views are not be dropped as outlined previously. Instead, the views remain and are revalidated with auto_revalidation. Triggers are dropped and re-created by the stored procedure because there is currently a limitation with renaming a table with a trigger defined as the subject. There might also be invalid views after the stored procedure completes if the **auto_reval** configuration parameter is set to DEFERRED. Objects are revalidated automatically on the next access, or you can call the ADMIN_REVALIDATE_DB_OBJECTS to revalidate all objects in the database.

Online table move with clustering over an index

It is possible to cluster the target table by an index. If a cluster index is present on the source table, it will be clustered by that index by default. The default can be changed after the INIT phase (This implies phase wise execution of Online Table Move). Calling Online Table Move in one MOVE phase with no cluster index present will result in the stored procedure clustering the target table with the unique/primary index. If a cluster index exists, the stored procedure will cluster the target table using the cluster index.

If there is a cluster index on the source table, it is possible to not cluster the target table on the cluster index by performing a multi-step move and deleting the key entries COPY_INDEXSCHEMA and COPY_INDEXNAME from the protocol table after the INIT phase.

It is possible to cluster the target table by any secondary index by performing a multi-step move and inserting/updating the key entries COPY_INDEXSCHEMA and COPY_INDEXNAME in the protocol table with the required index to cluster the target table.

Online table move in a Db2 pureScale environment

Prior to Version 11.5, in a Db2 pureScale environment, concurrent read access during index creation is the default behavior. Concurrent write access can be enabled by setting the registry variable DB2_INDEX_CREATE_ALLOW_WRITE to ON.

Starting in Version 11.5, in a Db2 pureScale environment, concurrent write access is enabled by default. For more information, see: **DB2_INDEX_CREATE_ALLOW_WRITE**.

If concurrent write access is not enabled, perform the following action before running the ADMIN_MOVE_TABLE procedure in a Db2 pureScale environment:

- If an index is not defined on the source table, create an index manually before you move the table.

Changing index attributes

If a user wants to modify the attributes of any existing attributes (such as index clustering, index compression, change global to local indexes and vice versa) they can manually make these changes during a multi-step move operation.

This can be done by performing the INIT and COPY phases of the move via a multi-step move. Then manually make any changes to the indexes on the target table. The name of the target table can be found in the protocol table. After the modifications have finished, resume with the REPLAY and SWAP phases.

Using the ADMIN_MOVE_TABLE procedure to convert row-organized tables into column-organized tables

You can convert the tables in either of the following ways:

- By specifying a column-organized target table
- By specifying the ORGANIZE BY COLUMN clause for the *organize_by_clause* parameter.

The ADMIN_MOVE_TABLE stored procedure remains online.

If you convert a row-organized table into a column-organized table, applicable column-organized table restrictions on queries (that is, limited isolation levels) take effect at the end of processing, after the new table becomes visible to queries.

Unique indexes and non-unique indexes on column-organized tables are moved with the table if the options on the indexes are supported for those tables. The following index features are not supported on column-organized tables, and are ignored when the index is converted from row-organized to column-organized:

- **RANDOM** key order
- **CLUSTER** clause
- **INCLUDE** columns

Other unsupported features will result in the move failing with *sqlcodes* such as SQL2103N or SQL1667N.

The ADMIN_MOVE_TABLE procedure requires triggers on the source table to capture changes. However, because this type of trigger is not yet supported on column-organized tables, the move of column-organized tables can be performed only when you use the ALLOW_READ_ACCESS option. By using the ALLOW_READ_ACCESS option, the delete and insert operations are not allowed on the source table, while the move is in progress.

The PARTITION BY RANGE clause is not supported for column-organized tables. To ignore the PARTITION BY RANGE clause, specify the minus sign (-) for the *data_part* parameter.

MDC or ITC tables are converted into column-organized tables when you specify the ORGANIZE BY COLUMN clause for the *organize_by_clause* parameter.

If you use the load utility to populate a column-organized target table, the ADMIN_MOVE_TABLE procedure inherits column-organized table restrictions that apply to the load utility.

The REORG option is not supported.

A long offline SWAP phase occurs when the table has foreign key (referential integrity) constraints that are defined on it, because the foreign key relationship must be checked.

Restrictions

The following restrictions apply to the ADMIN_MOVE_TABLE stored procedure:

- Only simple tables are supported as the source table. No materialized query tables, typed tables, range clustered tables, system tables, views, nicknames, or aliases are permitted.
- A table cannot be moved if there is an index with an expression-based key defined on the table.
- A table cannot be moved if an event monitor is currently active on the table.
- Tables without a unique index are subject to a complex and potentially expensive replay phase.
- A generated column cannot be part of the MDC specification.
- Be aware of the large disk space requirements, as the procedure creates two copies of the table and indexes, plus a staging table and log space.
- Copy performance may be an issue as most of the data is moved to the new table using "insert from select" form.
- The VERIFY operation for tables without a unique index does not work on tables with LOBs.
- The SYSTOOLSPACE table space must be created and accessible to 'PUBLIC'.
- Lock timeouts are possible during the COPY phase because of long running transactions on the source table.
- Deadlocks can occur during the SWAP phase.
- Deadlocks can occur on a source table with non-unique indexes and several update processes.
- With VARCHAR2 support enabled, the database treats the empty string and NULL as equivalent values, but the single blank is a distinct value. With VARCHAR2 support enabled, the *organize_by_clause*, *partkey_cols*, and *data_part* parameters can use a single blank as distinct from the empty string and NULL.
- A table cannot be moved if it is in the Set Integrity Pending state.
- A table cannot be moved if there are any XSR objects dependent on it.
- CHECK constraints with three part names are not supported and will return SQL0205. Use only the column name instead.

Examples

1. This example calls the stored procedure using the first method, where the target table is defined within the procedure, to move a table named T1 which is located in the schema SVALENTI.

```
CALL SYSPROC.ADMIN_MOVE_TABLE(  
  'SVALENTI',  
  'T1',  
  'ACCOUNTING',  
  'ACCOUNT_IDX',  
  'ACCOUNT_LONG',  
  ,  
  ,  
  ,  
  ,  
  'CUSTOMER VARCHAR(80), REGION CHAR(5), YEAR INTEGER, CONTENTS CLOB',  
  ,  
  'MOVE')
```

The following is an example of output from this query


```

Result set 1
-----
KEY                                VALUE
-----
AUTHID                             SVALENTI
CLEANUP_END                        2009-02-13-11.34.07.609575
CLEANUP_START                      2009-02-13-11.34.07.369331
COPY_END                           2009-02-13-11.34.05.148018
COPY_OPTS                          BY_KEY,OVER_INDEX
COPY_START                         2009-02-13-11.34.04.841292
COPY_TOTAL_ROWS                    100
INDEXNAME                          T1_INDEX
INDEXSCHEMA                        SVALENTI
INDEX_CREATION_TOTAL_TIME          0
INIT_END                           2009-02-13-11.34.04.552875
INIT_START                         2009-02-13-11.34.03.013563
PAR_COLDEF                         CUSTOMER VARCHAR(80), REGION CHAR(5),
                                   YEAR INTEGER, CONTENTS CLOB
REPLAY_END                         2009-02-13-11.34.06.198369
REPLAY_START                       2009-02-13-11.34.05.164582
REPLAY_TOTAL_ROWS                  100
REPLAY_TOTAL_TIME                  5
STATUS                             COMPLETE
SWAP_END                           2009-02-12-11.34.07.214447
SWAP_RETRIES                       0
SWAP_START                         2009-02-13-11.34.06.244506
VERSION                            09.07.0000

22 record(s) selected.

Return Status = 0

```

- This example calls the stored procedure using the second method, where the target table is created outside the procedure and is then named within the *target_tabname* parameter, to move the same table as in the previous example.

The first step is to create the table manually:

```

CREATE TABLE SVALENTI.T1_TARGET (
  CUSTOMER VARCHAR(80),
  REGION CHAR(5),
  YEAR INTEGER,
  CONTENTS CLOB)
IN ACCOUNTING
INDEX IN ACCOUNT_IDX
LONG IN ACCOUNT_LONG'

```

Then call the stored procedure and pass in the name of the target table:

```

CALL SYSPROC.ADMIN_MOVE_TABLE(
  'SVALENTI',
  'T1',
  'T1_TARGET',
  '',
  'MOVE')

```

The following is an example of output from this query

```

Result set 1
-----
KEY                                VALUE
-----
AUTHID                             SVALENTI
CLEANUP_END                        2009-02-13-11.37.49.283090
CLEANUP_START                      2009-02-13-11.37.49.125786
COPY_END                           2009-02-13-11.37.47.806060
COPY_OPTS                          BY_KEY,OVER_INDEX
COPY_START                         2009-02-13-11.37.47.446616
COPY_TOTAL_ROWS                    0
INDEXNAME                          T1_INDEX
INDEXSCHEMA                        SVALENTI
INDEX_CREATION_TOTAL_TIME          1
INIT_END                           2009-02-13-11.37.47.287703
INIT_START                         2009-02-13-11.37.46.052952
PAR_COLDEF                         using a supplied target table so COLDEF

```

```

                                could be different
REPLAY_END                      2009-02-13-11.37.48.785503
REPLAY_START                    2009-02-13-11.37.47.822109
REPLAY_TOTAL_ROWS              0
REPLAY_TOTAL_TIME              0
STATUS                          COMPLETE
SWAP_END                        2009-02-13-11.37.48.977745
SWAP_RETRIES                   0
SWAP_START                     2009-02-13-11.37.48.825228
VERSION                        09.07.0000
22 record(s) selected.

Return Status = 0

```

3. In this example, the ADMIN_MOVE_TABLE stored procedure is used to convert the row-organized STAFF table into a column-organized table. This example specifies the existing STAFF2 table as the target table.

```

CALL SYSPROC.ADMIN_MOVE_TABLE(
  'OTM01COL',
  'STAFF',
  'STAFF2',
  'COPY_USE_LOAD',
  'MOVE'
)

```

4. In this example, the ADMIN_MOVE_TABLE stored procedure is used to convert the row-organized STAFF table into a column-organized table without specifying a target table. The ORGANIZE BY COLUMN clause is specified as a parameter so that the target table is created as a column-organized table.

```

CALL SYSPROC.ADMIN_MOVE_TABLE(
  'OTM01COL',
  'STAFF',
  ' ',
  ' ',
  ' ',
  'ORGANIZE BY COLUMN',
  ' ',
  ' ',
  ' ',
  ' ',
  'COPY_USE_LOAD',
  'MOVE'
)

```

5. Use the ADMIN_MOVE_TABLE stored procedure to convert the row-organized ACT table into a column-organized table. The ACT table has been altered to define an enforced foreign key constraint, as shown in the following example:

```

ALTER TABLE "TANJINXU"."ACT"
  ADD CONSTRAINT "RPAA" FOREIGN KEY ("ACTNO")
    REFERENCES "TANJINXU"."ACT" ("ACTNO")
  ON DELETE RESTRICT
  ON UPDATE NO ACTION
  ENFORCED
  ENABLE QUERY OPTIMIZATION

```

Because enforced foreign key (referential integrity) constraints are not supported on column-organized tables, the NOT_ENFORCED option must be specified so that the target table can be created as a column-organized table.

```

CALL ADMIN_MOVE_TABLE(
  'TANJINXU',
  'ACT',
  ' ',
  ' ',
  ' ',
  'ORGANIZE BY COLUMN',
  ' ',
  ' ',
  ' ',
  ' ',
  'COPY_USE_LOAD,NOT_ENFORCED',
  'MOVE,TRACE'
)

```

6. Check the status of a table move for a table named *mytable* by using the following query:

```
SELECT * FROM SYSTOOLS.ADMIN_MOVE_TABLE WHERE KEY = 'STATUS' AND TABNAME='mytable'
```

If the status is not COMPLETED, you can call the stored procedure again, specifying the appropriate option:

- If the status of the procedure is INIT, use the INIT operation, followed by other steps.
- If the status of the procedure is COPY, use the COPY operation, followed by other steps.
- If the status of the procedure is REPLAY, use the REPLAY or SWAP option.
- If the status of the procedure is CLEANUP, use the CLEANUP option.

If the status of an online table move is neither COMPLETED nor CLEANUP, you can call the stored procedure again, specifying the CANCEL option.

If the status is not COMPLETED and the MOVE operation was specified, CANCEL the operation and start over, because the MOVE operation runs INIT, COPY, REPLAY, and SWAP operations in one step.

7. Estimate for single table ROW->BLU

ADMIN_MOVE_TABLE is called with operation ESTIMATE. The source table is organized by row. The target table is organized by column. The estimated size of the target table with a newly created dictionary is 4739KB. The estimated percent pages saved increased from 61% to 92%. A sample of 1 million rows of the source table where used for the estimation.

```
call sysproc.admin_move_table('MJUNGFER','ZMJ1','','','','','ORGANIZE BY COLUMN','','','','','ESTIMATE')
```

```
Result set 1
-----
TABSCHEMA TABNAME ROWS_SAMPLED SOURCE_SIZE TARGET_SIZE
SOURCE_PCTPAGESSAVED TARGET_PCTPAGESSAVED
-----
MJUNGFER ZMJ1 61 1000000 23104
4739 92
1 record(s) selected.
Return Status = 0
```

The session table is queried after successful completion:

```
select substr(tabschema,1,20) as tabschema, substr(tabname,1,20) as tabname, SOURCE_SIZE, TARGET_SIZE, SOURCE_PCTPAGESSAVED, TARGET_PCTPAGESSAVED from session.admin_move_table
```

```
TABSCHEMA TABNAME SOURCE_SIZE TARGET_SIZE
SOURCE_PCTPAGESSAVED TARGET_PCTPAGESSAVED
-----
MJUNGFER ZMJ1 23104
4739 61 92
1 record(s) selected.
```

8. Estimate for single table BLU->BLU

ADMIN_MOVE_TABLE is called with operation ESTIMATE. Both the source and target table are organized by column. The estimated size of the target table with a newly created dictionary is 3797KB. The estimated percent pages saved does not change significantly. A sample of 1 million rows of the source table where used for the estimation.

```
call sysproc.admin_move_table('MJUNGFER','ZMJ1','','','','','','','','','ESTIMATE')
```

```
Result set 1
-----
TABSCHEMA TABNAME ROWS_SAMPLED SOURCE_SIZE TARGET_SIZE
SOURCE_PCTPAGESSAVED TARGET_PCTPAGESSAVED
-----
```

```

MJUNGFER  ZMJ1          1000000          4272
3797          91          92
1 record(s) selected.
Return Status = 0

```

The session table is queried after successful completion:

```

select substr(tabschema,1,20) as tabschema, substr(tabname,1,20) as tabname, SOURCE_SIZE,
TARGET_SIZE,
SOURCE_PCTPAGESSAVED, TARGET_PCTPAGESSAVED from session.admin_move_table

```

TABSHEMA	TABNAME	SOURCE_SIZE	TARGET_SIZE
SOURCE_PCTPAGESSAVED	TARGET_PCTPAGESSAVED		
MJUNGFER	ZMJ1		4272
3797	91	92	

```

1 record(s) selected.

```

9. Estimate for single table BLU->ROW

ADMIN_MOVE_TABLE is called with operation ESTIMATE. The source table is organized by column. The target table is organized by row. The estimated size of the target table with a newly created dictionary is 18269KB. The estimated percent pages saved decreased from 91% to 61%. A sample of 1000000 million rows of the source table where used for the estimation.

```

call
sysproc.admin_move_table('MJUNGFER','ZMJ1','','','','','','','','','ALLOW_READ_ACCESS','ESTIMATE')

```

Result set 1

TABSHEMA	TABNAME	ROWS_SAMPLED	SOURCE_SIZE	TARGET_SIZE
SOURCE_PCTPAGESSAVED	TARGET_PCTPAGESSAVED			
MJUNGFER	ZMJ1	1000000		4216
18269	91		61	

```

1 record(s) selected.
Return Status = 0

```

The session table is queried after successful completion:

```

select substr(tabschema,1,20) as tabschema, substr(tabname,1,20) as tabname, SOURCE_SIZE,
TARGET_SIZE,
SOURCE_PCTPAGESSAVED, TARGET_PCTPAGESSAVED from session.admin_move_table

```

TABSHEMA	TABNAME	SOURCE_SIZE	TARGET_SIZE
SOURCE_PCTPAGESSAVED	TARGET_PCTPAGESSAVED		
MJUNGFER	ZMJ1		4216
18269	91	61	

```

1 record(s) selected.

```

10. Estimate for entire schema

```

call sysproc.admin_move_table('MJUNGFER','%','','','','','','','','','ESTIMATE')

```

11. Estimate for subset of tables

```

call sysproc.admin_move_table('SAPBW1','/BIC/%','','','','','','','','','ESTIMATE')

```

Related information

[Technical article: Convert row-organized tables to column-organized tables in Db2 with BLU Acceleration](#)

ADMIN_MOVE_TABLE_UTIL procedure - Modify the online move table procedure

The ADMIN_MOVE_TABLE_UTIL procedure works in conjunction with the SYSPROC.ADMIN_MOVE_TABLE stored procedure when moving active table data.

This stored procedure provides a mechanism to alter the user definable values in the ADMIN_MOVE_TABLE protocol table, which is created and used by the ADMIN_MOVE_TABLE procedure.

This procedure will only modify a value in the ADMIN_MOVE_TABLE protocol table if a table move for the table referenced by the TABSCHEMA and TABNAME parameters is already in progress, and the authorization ID of the caller of the procedure is the same as the user executing the table move.

Authorization

One of the following authorizations is required to use the routine:

- EXECUTE privilege on the ADMIN_MOVE_TABLE_UTIL procedure
- DATAACCESS authority
- DBADM authority
- SQLADM authority

In addition, the authorization ID used must be the same as the one used to call the ADMIN_MOVE_TABLE stored procedure.

Default PUBLIC privilege

In a non-restrictive database, EXECUTE privilege is granted to PUBLIC when the procedure is automatically created.

Syntax

```
► ADMIN_MOVE_TABLE_UTIL ( ( tabschema , tablename , action ,  
    ► key , value ) ►
```

The schema for this stored procedure is SYSPROC.

Procedure parameters

tabschema

This input parameter specifies the name of the schema containing the table being moved. This name is case sensitive. and has a data type of VARCHAR(128).

tablename

This input parameter specifies the name of the table being moved. This parameter is case sensitive and has a data type of VARCHAR(128)

action

This input parameter specifies the action for the procedure to execute.

Valid values are:

- UPSERT: If the specified TABSCHEMA.TABNAME.KEY exists in the ADMIN_MOVE_TABLE protocol table, this updates the corresponding VALUE with the new *value* parameter. Otherwise, this inserts the KEY and VALUE pair into the ADMIN_MOVE_TABLE protocol table.
- DELETE: If the specified TABSCHEMA.TABNAME. KEY exists in the ADMIN_MOVE_TABLE protocol table, this deletes the specified KEY and VALUE pair from the ADMIN_MOVE_TABLE protocol table.

This parameter has a datatype of VARCHAR(128).

key

This input parameter specifies the key that to "upsert" or delete in the ADMIN_MOVE_TABLE protocol table.

Valid values are:

- **COMMIT_AFTER_N_ROWS**: During the COPY phase, a commit is executed after this many rows are copied. A value of 0 means no commits are executed during COPY.
- **DEEPCOMPRESSSION_SAMPLE**: If the source table has compression enabled, this field specifies how much data (in KB) is sampled when creating a dictionary for compression. A value of 0 means no sampling is done.
- **COPY_ARRAY_SIZE**: Specifies the ARRAY size for COPY_ARRAY_INSERT, a value less than or equal to 0 means do not use COPY_ARRAY_INSERT.
- **COPY_INDEXSCHEMA**: The schema of the index used to cluster the data on the target table during the COPY phase.
- **COPY_INDEXNAME**: The name of the index used to cluster the data on the target table during the COPY phase.
- **REPLAY_MAX_ERR_RETRIES**: Specifies the maximum retry count for errors (lock timeouts or deadlocks) that may occur during the REPLAY phase.
- **REPLAY_THRESHOLD**: For a single iteration of the REPLAY phase, if the number of rows applied to the staging table is less than this value, then REPLAY stops, even if new entries are made in the meantime.
- **REORG_USE_TEMPSPACE**: If you call the REORG option in the table move, you can also specify a temporary table space for the USE clause of the REORG command. If a value is not specified here, the REORG command uses the same table space as the table being reorganized.
- **SWAP_MAX_RETRIES**: Specifies the maximum number of retries allowed during the SWAP phase (if lock timeouts or deadlocks occur).

This parameter has a data type of VARCHAR(128).

value

This input parameter specifies the value to "upsert" into the ADMIN_MOVE_TABLE protocol table. This parameter has a data type of CLOB(10M). The parameter can be NULL or the empty string.

Usage notes

More information regarding the changeable KEY values in the ADMIN_MOVE_TABLE protocol table is available in the Usage notes section of the ADMIN_MOVE_TABLE procedure.

Examples

This example covers a basic call to the stored procedure in order to update the compression value and remove the specific index information used for the target table copying.

First, the ADMIN_MOVE_TABLE procedure is called to start the table move process before calling the ADMIN_MOVE_TABLE_UTIL procedure in order to update or delete a value in the ADMIN_MOVE_TABLE protocol table:

```
CALL SYSPROC.ADMIN_MOVE_TABLE('SVALENTI', 'T1', '', '', '', '', '', '', '', '', 'INIT')
```

Next, update the DEEP_COMPRESSSION_SAMPLE value to 30720 KB:

```
CALL SYSPROC.ADMIN_MOVE_TABLE_UTIL('SVALENTI', 'T1', 'UPSERT',  
'DEEPCOMPRESSSION_SAMPLE', '30720')
```

Now, delete the COPY_INDEXSCHEMA and COPY_INDEXNAME values:

```
CALL SYSPROC.ADMIN_MOVE_TABLE_UTIL('SVALENTI', 'T1', 'DELETE', 'COPY_INDEXSCHEMA', '')  
CALL SYSPROC.ADMIN_MOVE_TABLE_UTIL('SVALENTI', 'T1', 'DELETE', 'COPY_INDEXNAME', '')
```

After these changes, continue the ADMIN_MOVE_TABLE procedure using the new values in the meta table:

```
CALL SYSPROC.ADMIN_MOVE_TABLE('SVALENTI','T1',,,,,,,,'',,,,,,'COPY')
CALL SYSPROC.ADMIN_MOVE_TABLE('SVALENTI','T1',,,,,,,,'',,,,,,'REPLAY')
CALL SYSPROC.ADMIN_MOVE_TABLE('SVALENTI','T1',,,,,,,,'',,,,,,'SWAP')
```

ADMIN_REMOVE_MSGS procedure - Clean up messages generated by a data movement utility that is executed through the ADMIN_CMD procedure

The ADMIN_REMOVE_MSGS procedure is used to clean up messages generated by a single execution of a data movement utility command through the ADMIN_CMD procedure. The input parameter *operation_id* identifies the operation.

Syntax

```
▶▶ ADMIN_REMOVE_MSGS — ( — operation_id — ) ▶▶
```

The schema is SYSPROC.

Procedure parameter

operation_id

An input argument of type VARCHAR(139) that specifies the operation ID of the message file(s) produced by a data movement utility that was executed through the ADMIN_CMD procedure. The operation ID is generated by the ADMIN_CMD procedure.

Authorization

EXECUTE privilege on the ADMIN_REMOVE_MSGS procedure. The fenced user ID must be able to delete files under the directory indicated by registry variable **DB2_UTIL_MSGPATH**. If the registry variable is not set, then the fenced user ID must be able to delete the files in the tmp subdirectory of the instance directory.

Default PUBLIC privilege

In a non-restrictive database, EXECUTE privilege is granted to PUBLIC when the procedure is automatically created.

Example

Clean up messages with operation ID '24523_THERESAX'.

```
CALL SYSPROC.ADMIN_REMOVE_MSGS('24523_THERESAX')
```

Usage notes

The CALL statement that invokes this procedure with the appropriate *operation_id* can be found in the MSG_REMOVAL column of the first result set returned by ADMIN_CMD procedure.

ADMIN_REVALIDATE_DB_OBJECTS procedure - Revalidate invalid database objects

The ADMIN_REVALIDATE_DB_OBJECTS procedure revalidates database objects.

This procedure takes various input parameters that control the level of revalidation that is performed:

- To revalidate all of the invalid objects in the database, either specify NULL for all parameters, or call the procedure without parameters.
- To revalidate all of the invalid database objects under a specific schema, specify a value for *object_schema*, and specify NULL for *object_name* and *object_type*.
- To revalidate a specific invalid database object, specify valid values for the first parameters.
- To force the revalidation of compiled SQL PL or PL/SQL objects regardless of their state being valid or invalid, specify a value for *object_type*, *object_schema*, *object_name*, and specify 'Y' for *force*.

- To enable or disable debug on compiled SQL PL or PL/SQL objects being revalidated, specify 'Y' or 'N' for *debug_flag*.

Syntax

```
► ADMIN_REVALIDATE_DB_OBJECTS — ( — object_type — , — object_schema — , ►
    ► — object_name — , — force — , — debug_flag — ) ►
```

The schema is SYSPROC.

Procedure parameters

object_type

An input argument of type VARCHAR(30) that identifies the type of the database object. The following types are valid:

- FUNCTION
- GLOBAL_VARIABLE
- MASK
- METHOD
- MODULE
- PERMISSION
- PROCEDURE
- SPECIFIC
- TABLE
- TRIGGER
- TYPE
- USAGELIST
- VIEW

This value is not case-sensitive. This value can be a null value which means that all of the object types are considered.

If any of these types is specified, the procedure revalidates all of the invalid objects of that type, with the exception of those that belong to a MODULE. If you want to revalidate objects that are inside of a module, use the MODULE type with the name of a specific module, and all of the invalid objects inside of that module will be revalidated.

If there is a routine that has more than one parameter signature and you only want to revalidate one of them, use the SPECIFIC type with the name of the routine that you want to revalidate.

If you use the TABLE type, the specified tables will be reorganized and their statistics will be collected. The procedure invokes the reorg utility, followed by the runstats utility, against regular or materialized query tables that are in reorg-pending state. The procedure will attempt to use a user profile for runstats, if one exists. If not, a default runstats operation is invoked.

object_schema

An input argument of type VARCHAR(128) that identifies the schema name used to qualify database object references. The name is case-sensitive. This value can be NULL.

object_name

An input argument of type VARCHAR(128) that identifies a database object. The name is case-sensitive. This value cannot be the value of a typed table or a row function, because the procedure does not support these types of objects; if the name of such an object is specified, an error is returned. This value can be NULL.

force

An input argument of type CHAR(1) to indicate if revalidation should be forced for the following objects (regardless of their current state).

- All SQL PL and PL/SQL objects if the invoking user holds DBADM authority.
- SQL PL and PL/SQL objects that the invoking user owns.

The argument is ignored for SQL PL and PL/SQL objects that do not meet the criteria listed previously and for any object that is not a SQL PL or PL/SQL object.

Values are:

- 'Y' or 'y' - All compiled SQL PL and PL/SQL objects will be revalidated.
- 'N', 'n' or NULL - Default behavior, only invalid objects will be revalidated.

debug_flag

An input argument of type CHAR(1) to indicate whether debug mode is enabled or disabled for the following objects processed by the procedure:

- All SQL PL and PL/SQL objects if the invoking user holds DBADM authority or is a member of the built-in role, SYSDEBUG.
- SQL PL and PL/SQL objects that the invoking user owns.

The argument is ignored for SQL PL and PL/SQL objects that do not meet the criteria listed previously and for any object that is not a SQL PL or PL/SQL object.

Values are:

- 'Y' or 'y' - Compiled SQL PL and PL/SQL objects are revalidated with the debug mode enabled.
- 'N' or 'n' - Compiled SQL PL and PL/SQL objects are revalidated with the debug mode disabled.
- NULL - Compiled SQL PL and PL/SQL objects are revalidated with no change in the debug mode. This is the default behavior.

Authorization

One of the following authorities is required:

- EXECUTE privilege on the ADMIN_REVALIDATE_DB_OBJECTS procedure
- SECADM authority when object_type is MASK or PERMISSION

When the value for the *force* option is 'Y', the invoking user must either be the owner of the object being revalidated or hold DBADM authority.

When the value for the *debug_flag* option is 'Y', the invoking user must be the owner of the object, hold DBADM authority, or be a member of the SYSDEBUG system defined role.

Default PUBLIC privilege

In a non-restrictive database, EXECUTE privilege is granted to PUBLIC when the procedure is automatically created.

Examples

Example 1: Revalidate everything in the current database.

```
CALL SYSPROC.ADMIN_REVALIDATE_DB_OBJECTS(NULL, NULL, NULL)
```

Or, alternatively, call the procedure without any parameters.

```
CALL SYSPROC.ADMIN_REVALIDATE_DB_OBJECTS()
```

Example 2: Revalidate all objects that are qualified by the schema MY_SCHEMA.

```
CALL SYSPROC.ADMIN_REVALIDATE_DB_OBJECTS(NULL, 'MY_SCHEMA', NULL)
```

Example 3: Revalidate all trigger objects in the database.

```
CALL SYSPROC.ADMIN_REVALIDATE_DB_OBJECTS('trigger', NULL, NULL)
```

Example 4: Revalidate a specific view object.

```
CALL SYSPROC.ADMIN_REVALIDATE_DB_OBJECTS('view', 'MY_SCHEMA', 'MY_VIEW')
```

Example 5: Revalidate all procedures under MY_SCHEMA. In this example, there are three procedures (proc1, proc2, and proc3) under this schema. The referenced object used by proc1 does not exist. The following call revalidates proc2 and proc3, but proc1 remains invalid. In this situation, the call returns a warning.

```
CALL SYSPROC.ADMIN_REVALIDATE_DB_OBJECTS('procedure', 'MY_SCHEMA', NULL)
```

Example 6: Revalidate an object that does not exist. This example returns an error.

```
CALL SYSPROC.ADMIN_REVALIDATE_DB_OBJECTS('procedure', 'MY_SCHEMA', 'MY_VIEW')
```

Example 7: Revalidate all procedures under MY_SCHEMA using the named parameter notation.

```
CALL SYSPROC.ADMIN_REVALIDATE_DB_OBJECTS(  
  object_type=>'PROCEDURE',object_schema=>'MY_SCHEMA')
```

Usage notes

All of the non-null parameter values that are passed to the ADMIN_REVALIDATE_DB_OBJECTS procedure must be satisfied, or the procedure cannot identify the objects that need to be revalidated. For example, if you specify a view name, but with a trigger type, the procedure does not revalidate the view, because the type does not match.

This procedure will revalidate only invalid objects and regular or materialized query tables in reorg-pending state. All invalid objects can be found in SYSCAT.INVALIDOBJECTS. To find out which tables are in reorg-pending state, use the ADMIN_GET_TAB_INFO table function.

If a valid object is specified as input, the procedure will not perform any operation and returns a success code. If a failure occurs during the revalidation of tables, the procedure fails. If a failure occurs during the revalidation of other objects, the procedure ignores the failure and continues revalidating the other objects. If there is at least one failure, the procedure returns a warning (SQLSTATE 0168B). If the revalidation of all objects fails, the procedure returns an error (SQLSTATE 429C4). The details of all revalidation failures of objects except tables can be found in SYSCAT.INVALIDOBJECTS.

In order to revalidate invalid masks or permissions, the user that runs ADMIN_REVALIDATE_DB_OBJECTS must have SECADM authority. If there is at least one failure, and the first failure is because the user does not have SECADM authority during revalidation of a mask or permission, the procedure returns a warning (SQLSTATE 0168B, SQLCODE +361), **msg-token2** contains CREATE PERMISSION or CREATE MASK. If the revalidation of all objects fails, and the first failure is because the user does not have SECADM authority during revalidation of a mask or permission, the procedure returns an error (SQLSTATE 42501, SQLCODE -551).

When a global variable is revalidated, it is also instantiated for the current session.

To monitor the progress of a table revalidation, you can monitor the progress of the associated table reorg operation. For all other objects, query the SYSCAT.INVALIDOBJECTS catalog view; objects are deleted from this view when they are successfully revalidated, and entries are updated if revalidation fails.

To ensure consistency of catalogs data, the ADMIN_REVALIDATE_DB_OBJECTS routine is designed to run explicit COMMIT statements. Since the ADMIN_REVALIDATE_DB_OBJECTS routine runs explicit COMMIT statements, it might not be possible to use a ADMIN_REVALIDATE_DB_OBJECTS routine as a part of a

Unit of Work (UOW). For example, when a UOW runs a ROLLBACK statement, any changes that are made to database objects previous to and by the ADMIN_REVALIDATE_DB_OBJECTS routine before the ROLLBACK statement was run remains in effect.

ADMIN_SET_INTRA_PARALLEL procedure - Enables or disables intrapartition parallelism

The ADMIN_SET_INTRA_PARALLEL procedure enables or disables intrapartition parallelism for a database application. Although the procedure is called in the current transaction, it takes effect starting with the next transaction.

Syntax

```
► ADMIN_SET_INTRA_PARALLEL — ( — state — ) ►
```

The schema is SYSPROC.

Procedure parameters

state

An input argument of type VARCHAR(3) that specifies the required state of intrapartition parallelism for the database application. The argument can be one of the following values:

YES, or yes

The database application starts to run with intrapartition parallelism enabled starting with the next transaction.

NO, no

The database application starts to run with intrapartition parallelism disabled starting with the next transaction.

NULL

The database application starts to run with the intrapartition parallelism state dependent on the value of the **intra_parallel** database manager configuration parameter, starting with the next transaction.

Authorization

One of the following authorities is required to execute the routine:

- EXECUTE privilege on the routine
- DATAACCESS authority
- DBADM authority
- SQLADM authority

Default PUBLIC privilege

None

Examples

Example 1: To run the database application with intrapartition parallelism enabled from the next transaction:

```
CALL ADMIN_SET_INTRA_PARALLEL('YES')
```

Example 2: To run the database application with intrapartition parallelism disabled from the next transaction:

```
CALL ADMIN_SET_INTRA_PARALLEL('NO')
```

Example 3: To run the database application with intrapartition parallelism state dependent on the value of the **intra_parallel** database manager configuration parameter:

```
CALL ADMIN_SET_INTRA_PARALLEL(NULL)
```

Usage notes

The required state of parallelism set through ADMIN_SET_INTRA_PARALLEL only takes effect for the application invoking this procedure.

Calls to ADMIN_SET_INTRA_PARALLEL will not change the **intra_parallel** database manager configuration parameter setting.

Intrapartition parallelism settings applied by ADMIN_SET_INTRA_PARALLEL can be overridden if the database application is associated with a workload that has specified a value for the MAX DEGREE workload attribute.

Intrapartition parallelism cannot be enabled by this procedure if the shared sort heap is not available (SQL5192W).

ADMINTABINFO administrative view and ADMIN_GET_TAB_INFO table function - retrieve table size and state information

The ADMINTABINFO administrative view and the ADMIN_GET_TAB_INFO table function provide methods to retrieve table size and state information that is not currently available in the catalog views.

Depending on if you are using the administrative view or the table function, refer to one of the following sections:

- [“ADMINTABINFO administrative view” on page 230](#)
- [“ADMIN_GET_TAB_INFO table function” on page 231](#)

ADMINTABINFO administrative view

The ADMINTABINFO administrative view returns size and state information for tables, materialized query tables (MQT) and hierarchy tables only. These table types are reported as T for table, S for materialized query tables and H for hierarchy tables in the SYSCAT.TABLES catalog view. The information is returned at both the data partition level and the database partition level for a table.

In a Db2 pureScale environment, values reported for a table are identical on all members since all members operate on a single physical partition of data. This is unlike in a partitioned database environment, where each member operates on a different physical partition of data, and reports different values. Because the values on all members are always the same, the ADMINTABINFO view and the ADMIN_GET_TAB_INFO table functions return only a single row for each table when run on a Db2 pureScale instance.

The schema is SYSIBMADM.

Refer to the [Information returned by ADMINTABINFO administrative view and ADMIN_GET_TAB_INFO table](#) for a complete list of information that can be returned.

Authorization

One of the following authorizations is required:

- SELECT privilege on the ADMINTABINFO administrative view
- SELECTIN privilege on the schema of the ADMINTABINFO administrative view
- CONTROL privilege on the ADMINTABINFO administrative view
- DATAACCESS authority
- DBADM authority
- SQLADM authority

Default PUBLIC privilege

In a non-restrictive database, SELECT privilege is granted to PUBLIC when the view is automatically created.

Examples

Example 1: Retrieve size and state information for all tables

```
SELECT * FROM SYSIBMADM.ADMINTABINFO
```

Example 2: Determine the amount of physical space used by a large number of sparsely populated tables.

```
SELECT TABSCHEMA, TABNAME, SUM(DATA_OBJECT_P_SIZE),
       SUM(INDEX_OBJECT_P_SIZE), SUM(LONG_OBJECT_P_SIZE),
       SUM(LOB_OBJECT_P_SIZE), SUM(XML_OBJECT_P_SIZE)
FROM SYSIBMADM.ADMINTABINFO GROUP BY TABSCHEMA, TABNAME
```

Example 3: Identify tables that are eligible to use large RIDs, but are not currently enabled to use large RIDs.

```
SELECT TABSCHEMA, TABNAME FROM SYSIBMADM.ADMINTABINFO
WHERE LARGE_RIDS = 'P'
```

Example 4: Check the current type of statistics information collected for table T1

```
SELECT SUBSTR(TABSCHEMA, 1, 10) AS TBSHEMA, SUBSTR(TABNAME, 1, 10)
       AS TBNAME, STATSTYPE FROM SYSIBMADM.ADMINTABINFO WHERE TABNAME = 'T1';
```

TBSHEMA	TBNAME	STATSTYPE
DB2USER1	T1	U

1 record(s) selected.

ADMIN_GET_TAB_INFO table function

The ADMIN_GET_TAB_INFO table function returns the same information as the [ADMINTABINFO administrative view](#), but allows you to specify a schema and table name.

Refer to the [Information returned by ADMINTABINFO administrative view and ADMIN_GET_TAB_INFO table](#) for a complete list of information that can be returned.

Authorization

EXECUTE privilege on the ADMIN_GET_TAB_INFO table function.

Default PUBLIC privilege

In a non-restrictive database, EXECUTE privilege is granted to PUBLIC when the function is automatically created.

Syntax

```
►► ADMIN_GET_TAB_INFO ( ( — tabschema — , — tablename — ) )►►
```

The schema is SYSPROC.

Routine parameters

tabschema

An input argument of type VARCHAR(128) that specifies a schema name.

tablename

An input argument of type VARCHAR(128) that specifies a table name, a materialized query table name or a hierarchy table name.

Information returned

<i>Table 43. Information Returned by ADMINTABINFO administrative view and ADMIN_GET_TAB_INFO</i>		
Column name	Data type	Description
TABSCHEMA	VARCHAR(128)	table_schema - Table schema name monitor element
TABNAME	VARCHAR(128)	table_name - Table name monitor element
TABTYPE	CHAR(1)	Table type: <ul style="list-style-type: none"> • 'H' = hierarchy table • 'S' = materialized query table • 'T' = table
DBPARTITIONNUM	SMALLINT	dbpartitionnum - Database partition number monitor element
DATA_PARTITION_ID	INTEGER	data_partition_id - Data partition identifier monitor element
AVAILABLE	CHAR(1)	State of the table: <ul style="list-style-type: none"> • 'N' = the table is unavailable. If the table is unavailable, all other output columns relating to the size and state will be NULL. • 'Y' = the table is available. <p>Note: Rollforward through an unrecoverable load will put a table into the unavailable state.</p>
DATA_OBJECT_L_SIZE	BIGINT	Data object logical size. Amount of disk space logically allocated for the table, reported in kilobytes. The logical size is the amount of space that the table knows about. It might be less than the amount of space physically allocated for the table (for example, in the case of a logical table truncation). For multidimensional clustering (MDC) and insert time clustering (ITC) tables, this size includes the logical size of the block map object. The size returned takes into account full extents that are logically allocated for the table and, for objects created in DMS table spaces, an estimate of the Extent Map Page (EMP) extents. This size represents the logical size of the base table only. Space consumed by LOB data, Long Data, Indexes and XML objects are reported by other columns.

Table 43. Information Returned by ADMIN_TABINFO administrative view and ADMIN_GET_TAB_INFO (continued)

Column name	Data type	Description
DATA_OBJECT_P_SIZE	BIGINT	<p>Data object physical size, reported in kilobytes.</p> <p>For row-organized tables, the data object physical size is the amount of disk space that is physically allocated for the table. For MDC and ITC tables, this size includes the size of the block map object. The size that is returned takes into account full extents that are allocated for the table and includes the EMP extents for objects that you create in DMS table spaces. This size represents the physical size of the base table only. The space that is consumed by LOB data, long data, indexes, and XML objects is reported in other columns.</p> <p>For column-organized tables, the data object physical size is the amount of disk space that is physically allocated for the table metadata only, which is relatively small. The user data for column-organized tables is stored in the column-organized data object, and its physical size is reported by COL_OBJECT_P_SIZE.</p>
INDEX_OBJECT_L_SIZE	BIGINT	<p>Index object logical size. Amount of disk space logically allocated for the indexes defined on the table, reported in kilobytes. The logical size is the amount of space that the table knows about. It might be less than the amount of space physically allocated to hold index data for the table (for example, in the case of a logical table truncation). The size returned takes into account full extents that are logically allocated for the indexes and, for indexes created in DMS table spaces, an estimate of the EMP extents.</p> <p>For partitioned indexes on partitioned tables, this is the logical size of the index object containing index partitions for the data partition identified by DATA_PARTITION_ID. This value does not take into account nonpartitioned indexes on partitioned tables. For information about the both partitioned and nonpartitioned indexes, you can use the ADMIN_GET_INDEX_INFO function.</p>
INDEX_OBJECT_P_SIZE	BIGINT	<p>Index object physical size. Amount of disk space physically allocated for the indexes defined on the table, reported in kilobytes. The size returned takes into account full extents allocated for the indexes and includes the EMP extents for indexes created in DMS table spaces.</p> <p>For partitioned indexes on partitioned tables, this is the physical size of the index object containing index partitions for the data partition identified by DATA_PARTITION_ID. This value does not take into account nonpartitioned indexes on partitioned tables. For information about both partitioned and nonpartitioned indexes, you can use the ADMIN_GET_INDEX_INFO function.</p>

Table 43. Information Returned by ADMINTABINFO administrative view and ADMIN_GET_TAB_INFO (continued)

Column name	Data type	Description
LONG_OBJECT_L_SIZE	BIGINT	Long object logical size. Amount of disk space logically allocated for long field data in a table, reported in kilobytes. The logical size is the amount of space that the table knows about. It might be less than the amount of space physically allocated to hold long field data for the table (for example, in the case of a logical table truncation). The size returned takes into account full extents that are logically allocated for long field data and, for long field data created in DMS table spaces, an estimate of the EMP extents.
LONG_OBJECT_P_SIZE	BIGINT	Long object physical size. Amount of disk space physically allocated for long field data in a table, reported in kilobytes. The size returned takes into account full extents allocated for long field data and includes the EMP extents for long field data created in DMS table spaces.
LOB_OBJECT_L_SIZE	BIGINT	LOB object logical size. Amount of disk space logically allocated for LOB data in a table, reported in kilobytes. The logical size is the amount of space that the table knows about. It might be less than the amount of space physically allocated to hold LOB data for the table (for example, in the case of a logical table truncation). The size includes space logically allocated for the LOB allocation object. The size returned takes into account full extents that are logically allocated for LOB data and, for LOB data created in DMS table spaces, an estimate of the EMP extents.
LOB_OBJECT_P_SIZE	BIGINT	LOB object physical size. Amount of disk space physically allocated for LOB data in a table, reported in kilobytes. The size includes space allocated for the LOB allocation object. The size returned takes into account full extents allocated for LOB data and includes the EMP extents for LOB data created in DMS table spaces.
XML_OBJECT_L_SIZE	BIGINT	XML object logical size. Amount of disk space logically allocated for XML data in a table, reported in kilobytes. The logical size is the amount of space that the table knows about. It might be less than the amount of space physically allocated to hold XML data for the table (for example, in the case of a logical table truncation). The size returned takes into account full extents that are logically allocated for XML data and, for XML data created in DMS table spaces, an estimate of the EMP extents.
XML_OBJECT_P_SIZE	BIGINT	XML object physical size. Amount of disk space physically allocated for XML data in a table, reported in kilobytes. The size returned takes into account full extents allocated for XML data and includes the EMP extents for XML data created in DMS table spaces.
INDEX_TYPE	SMALLINT	Indicates the type of indexes currently in use for the table. Returns 2 as type-2 indexes are used.

<i>Table 43. Information Returned by ADMINTABINFO administrative view and ADMIN_GET_TAB_INFO (continued)</i>		
Column name	Data type	Description
REORG_PENDING	CHAR(1)	A value of 'Y' indicates that a reorg recommended alter has been applied to the table and a classic (offline) reorg is required. Otherwise 'N' is returned.
INPLACE_REORG_STATUS	VARCHAR(10)	Current status of an inplace table reorganization on the table. The status value can be one of the following values: <ul style="list-style-type: none"> • ABORTED (in a PAUSED state, but unable to RESUME; STOP is required) • EXECUTING • NULL (if no inplace reorg has been performed on the table) • PAUSED
LOAD_STATUS	VARCHAR(12)	Current status of a load operation against the table. The status value can be one of the following values: <ul style="list-style-type: none"> • IN_PROGRESS • NULL (if there is no load in progress for the table and the table is not in load pending state) • PENDING
READ_ACCESS_ONLY	CHAR(1)	'Y' if the table is in Read Access Only state, 'N' otherwise. A value of 'N' should not be interpreted as meaning that the table is fully accessible. If a load is in progress or pending, a value of 'Y' means the table data is available for read access, and a value of 'N' means the table is inaccessible. Similarly, if the table status is set integrity pending (refer to SYSCAT.TABLES STATUS column), then a value of 'N' means the table is inaccessible.
NO_LOAD_RESTART	CHAR(1)	A value of 'Y' indicates the table is in a partially loaded state that will not allow a load restart. A value of 'N' is returned otherwise.
NUM_REORG_REC_ALTERS	SMALLINT	Number of reorg recommend alter operations (for example, alter operations after which a reorganization is required) that have been performed against this table since the last reorganization.
INDEXES_REQUIRE_REBUILD	CHAR(1)	For nonpartitioned tables, 'Y' if any of the indexes defined on the table require a rebuild, and 'N' otherwise. For partitioned tables, 'Y' if any index partitions for the data partition identified by DATA_PARTITION_ID require a rebuild, and 'N' otherwise.


Table 43. Information Returned by ADMINTABINFO administrative view and ADMIN_GET_TAB_INFO (continued)

Column name	Data type	Description
LARGE_RIDS	CHAR(1)	<p>Indicator of whether the table is using large row IDs (RID, a 4-byte page number and a 2-byte slot number). A value of 'Y' indicates that the table is using large RIDs, and 'N' indicates that it is not using large RIDs. A value of 'P' (pending) is returned if both the following criteria are met:</p> <ul style="list-style-type: none"> • The table supports large RIDs, that is, the table is in a large table space. • At least one of the indexes for the table has not been reorganized or rebuilt yet, so the table is still using 4-byte RIDs. You must convert the table or indexes. <p>This column returns the null value for column-organized tables because the concept of RIDs does not apply.</p>
LARGE_SLOTS	CHAR(1)	<p>Indicator of whether the table is using large slots, which allows more than 255 rows per page. A value of 'Y' indicates that the table is using large slots, and 'N' indicates that it is not using large slots. A value of 'P' (pending) is returned if the following criteria are both met:</p> <ul style="list-style-type: none"> • The table supports large slots, that is, the table is in a large table space. • No offline table reorganization or table truncation operation has been performed on the table yet, so it is still using a maximum of 255 rows per page. <p>This column returns the null value for column-organized tables because the concept of slots does not apply.</p>
DICTIONARY_SIZE	BIGINT	<p>Size of the table dictionary, in bytes, used for row compression if a row compression dictionary exists for the table. If a historical dictionary exists, this value is the sum of the current and historical dictionary sizes.</p>
BLOCKS_PENDING_CLEANUP	BIGINT	<p>blocks_pending_cleanup - Pending cleanup rolled-out blocks monitor element</p>

Table 43. Information Returned by ADMIN_TABINFO administrative view and ADMIN_GET_TAB_INFO (continued)

Column name	Data type	Description
STATSTYPE	CHAR(1)	<ul style="list-style-type: none"> • 'F' = System fabricated statistics without table or index scan. These statistics are stored in memory and are different from what is stored in the system catalogs. This is a temporary state and eventually full statistics will be gathered by the database system and stored in the system catalogs. • 'A' = System asynchronously gathered statistics. Statistics have been automatically collected by the database system by a background process and stored in the system catalogs. • 'S' = System synchronously gathered statistics. Statistics have been automatically collected by the database system during SQL statement compilation. These statistics are stored in memory and are different from what is stored in the system catalogs. This is a temporary state and eventually the database system stores the statistics in the system catalogs. • 'U' = User gathered statistics. Statistics gathering was initiated by the user through a utility such as RUNSTATS, CREATE INDEX, LOAD, REDISTRIBUTE or by manually updating system catalog statistics. • NULL = unknown type
XML_RECORD_TYPE	SMALLINT	<p>Indicates the type of XML record currently in use for the table.</p> <ul style="list-style-type: none"> • 1 if the type-1 (single node) XML record format is being used. • 2 if the type-2 (multi-node) XML record format is being used. • Null if the table has no XML columns.
RECLAIMABLE_SPACE	BIGINT	<p>Indicates the amount of disk space that can be reclaimed by running the REORG TABLE command with the RECLAIM EXTENTS option for an MDC or ITC table in a DMS table space. For a column-organized table, this value indicates the amount of free space that was found the last time that the RUNSTATS command was run. Disk space is reported in kilobytes. For any other table, the value is zero.</p>
XML_DICTIONARY_SIZE	BIGINT	<p>Size of the XML dictionary, in bytes, used for data compression if a data compression dictionary exists for the XML storage object. If the table does not contain any XML columns or if a compression dictionary has not been created, the value is 0.</p>
AMT_STATUS	VARCHAR(12)	<p>Current status of ADMIN_MOVE_TABLE stored procedure call against the table. Returns the value 'IN_PROGRESS' or the null value if there is no move in progress for the table.</p>

Table 43. Information Returned by ADMIN_TABINFO administrative view and ADMIN_GET_TAB_INFO (continued)

Column name	Data type	Description
SPARSE_BLOCKS	BIGINT	For an insert time clustering (ITC) table, this field represents the number of sparsely used blocks in the table. This is the set of blocks that will be consolidated if the REORG TABLE command is invoked with the RECLAIM EXTENTS option.
STATS_ROWS_MODIFIED	BIGINT	stats_rows_modified - Rows modified since last RUNSTATS
RTS_ROWS_MODIFIED	BIGINT	rts_rows_modified - Rows modified since last real time statistics
STATS_DBPARTITION	CHAR(3)	stats_dbpartition - Automatics statistics collection indicator
COL_OBJECT_L_SIZE	BIGINT	col_object_l_size - Column-organized data object logical size
COL_OBJECT_P_SIZE	BIGINT	col_object_p_size - Column-organized data object physical size
 Attention: This column is available in the <u>container-only</u> release of Db2 Version 11.5 Mod Pack 1 and later versions.	CHAR(1)	<ul style="list-style-type: none"> • 'A' = System asynchronously generated statistics profile. A statistics profile was automatically generated by the database system by a background process and stored in the system catalogs. • 'U' = User generated statistics profile. A statistics profile was generated by the user using the RUNSTATS utility. • NULL = A statistics profile is not generated.

Usage notes

- If both the *tabschema* and *tablename* are specified, information is returned for that specific table only.
- If the *tabschema* is specified but *tablename* is NULL or the empty string ("), then information is returned for all tables in the given schema.
- If the *tabschema* is NULL or the empty string (") and *tablename* is specified, then an error is returned. To retrieve information for a specific table, the table must be identified by both schema and table name.
- If both *tabschema* and *tablename* are NULL or the empty string ("), then information is returned for all tables.
- If *tabschema* or *tablename* do not exist, or *tablename* does not correspond to a table name (type T), a materialized query table name (type S) or a hierarchy table name (type H), an empty result set is returned.
- When the ADMIN_GET_TAB_INFO table function is retrieving data for a given table, it will acquire a shared lock on the corresponding row of SYSTABLES to ensure consistency of the data that is returned (for example, to ensure that the table is not dropped while information is being retrieved for it). The lock will only be held for as long as it takes to retrieve the size and state information for the table, not for the duration of the table function call.
- Physical size reported for tables in SMS table spaces is the same as logical size.
- When an inplace reorg is active on a table, the physical size for the data object (DATA_OBJECT_P_SIZE) will not be calculated. Only the logical size will be returned. You can tell if an inplace reorg is active on the table by looking at the INPLACE_REORG_STATUS output column.

Examples

Example 1: Retrieve size and state information for the table DBUSER1.EMPLOYEE.

```
SELECT * FROM TABLE (SYSPROC.ADMIN_GET_TAB_INFO('DBUSER1', 'EMPLOYEE'))
AS T
```

Example 2: Suppose there exists a non-partitioned table (DBUSER1.EMPLOYEE), with all associated objects (for example, indexes and LOBs) stored in a single table space. Calculate how much physical space the table is using in the table space:

```
SELECT (data_object_p_size + index_object_p_size + long_object_p_size +
lob_object_p_size + xml_object_p_size + col_object_p_size) as total_p_size
FROM TABLE( SYSPROC.ADMIN_GET_TAB_INFO( 'DBUSER1', 'EMPLOYEE' )) AS T
```

Calculate how much space would be required if the table were moved to another table space, where the new table space has the same page size and extent size as the original table space:

```
SELECT (data_object_l_size + index_object_l_size + long_object_l_size +
lob_object_l_size + xml_object_l_size + col_object_l_size) as total_l_size
FROM TABLE( SYSPROC.ADMIN_GET_TAB_INFO( 'DBUSER1', 'EMPLOYEE' )) AS T
```

Example 3: Determine the total size for the compression dictionaries for the table DBUSER1.EMPLOYEE.

```
SELECT SUBSTR(TABSHEMA,1,10) AS TBSHEMA, SUBSTR(TABNAME,1,10) AS TBNAME,
DICTIONARY_SIZE + XML_DICTIONARY_SIZE AS TOTAL_DICTIONARY_SIZE
FROM TABLE(SYSPROC.ADMIN_GET_TAB_INFO('DBUSER1', 'EMPLOYEE'))
```

Example 4: Determine the amount of space reclaimable from a multidimensional clustering table SAMPLE.STAFF:

```
SELECT RECLAIMABLE_SPACE
FROM TABLE(SYSPROC.ADMIN_GET_TAB_INFO('SAMPLE', 'STAFF'))
```

ADMINTEMPCOLUMNS administrative view and ADMIN_GET_TEMP_COLUMNS table function - Retrieve column information for temporary tables

The ADMINTEMPCOLUMNS administrative view and the ADMIN_GET_TEMP_COLUMNS table function provide methods to retrieve column attribute information for created temporary tables and declared temporary tables.

Although the catalog views contain column attribute information for instances of created temporary tables, they do not have this information for declared temporary tables.

Depending on if you are using the administrative view or the table function, refer to one of the following sections:

- [“ADMINTEMPCOLUMNS administrative view” on page 239](#)
- [“ADMIN_GET_TEMP_COLUMNS table function” on page 240](#)

ADMINTEMPCOLUMNS administrative view

The ADMINTEMPCOLUMNS administrative view returns column attribute information for instances of created temporary tables and declared temporary tables.

The schema is SYSIBMADM.

Refer to the [Information returned for ADMINTEMPCOLUMNS administrative view and ADMIN_GET_TEMP_COLUMNS table](#) for a complete list of information that can be returned.

Authorization

One of the following authorizations is required:

- SELECT privilege on the ADMINTEMPCOLUMNS administrative view
- SELECTIN privilege on the schema of the ADMINTEMPCOLUMNS administrative view

- CONTROL privilege on the ADMINTEMPCOLUMNS administrative view
- DATAACCESS authority
- DBADM authority
- SQLADM authority

One of the following is required to use the table function:

- EXECUTE privilege on the ADMIN_GET_TEMP_COLUMNS table function
- DATAACCESS authority

Default PUBLIC privilege

In a non-restrictive database, SELECT privilege is granted to PUBLIC when the view is automatically created.

Examples

Example 1: Retrieve column attribute information for all instances of created temporary tables and all declared temporary tables currently existing in the database.

```
SELECT * FROM SYSIBMADM.ADMINTEMPCOLUMNS
```

Example 2: Determine which temporary tables active in the database are using the user-defined data type of USMONEY.

```
SELECT APPLICATION_HANDLE, TABSCHEMA, TABNAME
FROM SYSIBMADM.ADMINTEMPCOLUMNS
WHERE TYPENAME = 'USMONEY'
```

Example 3: Retrieve table schema, table name, and the column names for all declared temporary tables declared by the SYSTEM_USER.

```
SELECT T.TABSCHEMA, T.TABNAME, C.COLNAME
FROM SYSIBMADM.ADMINTEMPCOLUMNS C, SYSIBMADM.ADMINTEMPTABLES T
WHERE T.TEMPTABTYPE = 'D'
AND T.INSTANTIATOR = SYSTEM_USER
AND T.TABSCHEMA = C.TABSCHEMA
AND T.TABNAME = C.TABNAME
```

ADMIN_GET_TEMP_COLUMNS table function

The ADMIN_GET_TEMP_COLUMNS table function returns the same information as the ADMINTEMPCOLUMNS administrative view, but allows you to specify a schema name and a table name.

Refer to the [Information returned for ADMINTEMPCOLUMNS administrative view and ADMIN_GET_TEMP_COLUMNS table](#) for a complete list of information that can be returned.

Syntax

```
►► ADMIN_GET_TEMP_COLUMNS ( ( — application_handle — , — tabschema — , —►
    ► — tabname — ) ►►
```

The schema is SYSPROC.

Table function parameters

application_handle

An input argument of type BIGINT that specifies an application handle. If *application_handle* is specified, data is returned for the specified connection only; if *application_handle* is NULL, data is returned for all connections.

tabschema

An input argument of type VARCHAR(128) that specifies a schema name.

tablename

An input argument of type VARCHAR(128) that specifies a created temporary table name or a declared temporary table name.

Authorization

One of the following authorizations is required:

- EXECUTE privilege on the ADMIN_GET_TEMP_COLUMNS table function
- DATAACCESS authority
- DBADM authority
- SQLADM authority

Default PUBLIC privilege

In a non-restrictive database, EXECUTE privilege is granted to PUBLIC when the function is automatically created.

Examples

Example 1: Retrieve column information for the declared temporary table TEMPEMLOYEE for the current connection.

```
SELECT *
FROM TABLE (
  SYSPROC.ADMIN_GET_TEMP_COLUMNS(
    APPLICATION_ID(), 'SESSION', 'TEMPEMLOYEE'))
AS T
```

Usage notes

- If both *tabschema* and *tablename* are specified, then information is returned for that specific temporary table only.
- If *tabschema* is specified but *tablename* is NULL or the empty string ("), then information is returned for all tables in the given schema.
- If *tabschema* is NULL or the empty string (") and *tablename* is specified, then an error is returned. To retrieve information for a specific temporary table, the table must be identified by both schema and table name.
- If both *tabschema* and *tablename* are NULL or the empty string ("), then information is returned for all temporary tables for the connection or all connections, depending on the value of *application_handle*.
- If *tabschema* or *tablename* do not exist, or *tablename* does not correspond to a temporary table name, or instances of the identified temporary table do not exist in the database, then an empty result set is returned.

Information returned

<i>Table 44. Information returned for ADMINTEMPCOLUMNS administrative view and ADMIN_GET_TEMP_COLUMNS</i>		
Column name	Data type	Description
APPLICATION_HANDLE	BIGINT	application_handle - Application handle monitor element
APPLICATION_NAME	VARCHAR(256)	appl_name - Application name monitor element
TABSCHEMA	VARCHAR(128)	table_schema - Table schema name monitor element

Table 44. Information returned for ADMINTEMPCOLUMNS administrative view and ADMIN_GET_TEMP_COLUMNS (continued)

Column name	Data type	Description
TABNAME	VARCHAR(128)	table_name - Table name monitor element
COLNAME	VARCHAR(128)	Name of the column.
COLNO	SMALLINT	Number of this column in the table (starting with 0).
TYPESHEMA	VARCHAR(128)	Schema name of the data type for the column.
TYPENAME	VARCHAR(128)	Unqualified name of the data type for the column.
LENGTH	INTEGER	Maximum length of the data. 0 for distinct types. The LENGTH column indicates precision for DECIMAL fields, and indicates the number of bytes of storage required for decimal floating-point columns; that is, 8 columns for DECFLOAT(16) and 16 columns for DECFLOAT(34).
SCALE	SMALLINT	Scale if the column type is DECIMAL; or the number of digits of fractional seconds if the column type is TIMESTAMP; 0 otherwise.
DEFAULT	VARCHAR(254)	Default value for the column of a table expressed as a constant, special register, or cast-function appropriate for the data type of the column. Can also be the keyword NULL. Values might be converted from what was specified as a default value. For example, date and time constants are shown in ISO format, cast-function names are qualified with schema names, and identifiers are delimited. Null value if a DEFAULT clause was not specified or the column is a view column.
NULLS	CHAR(1)	Nullability attribute for the column. <ul style="list-style-type: none"> • "Y" = Column is nullable • "N" = Column is not nullable <p>The value can be "N" for a view column that is derived from an expression or function. Nevertheless, such a column allows null values when the statement using the view is processed with warnings for arithmetic errors.</p>
CODEPAGE	SMALLINT	Code page used for data in this column; 0 if the column is defined as FOR BIT DATA or is not a string type.
LOGGED	CHAR(1)	Applies only to columns whose type is LOB or distinct based on LOB; blank otherwise. <ul style="list-style-type: none"> • "Y" = Column is logged • "N" = Column is not logged
COMPACT	CHAR(1)	Applies only to columns whose type is LOB or distinct based on LOB; blank otherwise. <ul style="list-style-type: none"> • "Y" = Column is compacted in storage • "N" = Column is not compacted

Table 44. Information returned for ADMINTEMPCOLUMNS administrative view and ADMIN_GET_TEMP_COLUMNS (continued)

Column name	Data type	Description
INLINE_LENGTH	INTEGER	Maximum size in bytes of the internal representation of an instance of an XML document or a structured type that can be stored in the base table; 0 when not applicable.
IDENTITY	CHAR(1)	<ul style="list-style-type: none"> • "Y" = Identity column • "N" = Not an identity column
GENERATED	CHAR(1)	Type of generated column. <ul style="list-style-type: none"> • "A" = Column value is always generated • "D" = Column values is generated by default • Blank = Column is not generated

ADMINTEMPTABLES administrative view and ADMIN_GET_TEMP_TABLES table function - Retrieve information for temporary tables

The ADMINTEMPTABLES administrative view and the ADMIN_GET_TEMP_TABLES table function provide methods to retrieve table attribute and instantiation time information for instances of created temporary tables and declared temporary tables.

Although the catalog views contain table attribute information for created temporary tables, they do not contain this information for declared temporary tables. In addition, the catalog views do not contain table instantiation time information for created temporary tables or declared temporary tables.

Depending on if you are using the administrative view or the table function, refer to one of the following sections:

- [“ADMINTEMPTABLES administrative view” on page 243](#)
- [“ADMIN_GET_TEMP_TABLES table function” on page 244](#)

ADMINTEMPTABLES administrative view

The ADMINTEMPTABLES administrative view returns table attribute and instantiation time information for instances of created temporary tables and declared temporary tables.

The schema is SYSIBMADM.

Refer to the [Information returned for ADMINTEMPTABLES administrative view and ADMIN_GET_TEMP_TABLES table](#) for a complete list of information that can be returned.

Authorization

One of the following authorizations is required:

- SELECT privilege on the ADMINTEMPTABLES administrative view
- SELECTIN privilege on the schema of the ADMINTEMPTABLES administrative view
- CONTROL privilege on the ADMINTEMPTABLES administrative view
- DATAACCESS authority
- DBADM authority
- SQLADM authority
- ACCESSCTRL authority
- SECADM authority

One of the following is required to use the table function:

- EXECUTE privilege on the ADMIN_GET_TEMP_TABLES table function
- DATAACCESS authority

Default PUBLIC privilege

In a non-restrictive database, SELECT privilege is granted to PUBLIC when the view is automatically created.

Examples

Example 1: Retrieve table attributes and instantiation time information for all instances of created temporary tables and declared temporary tables currently existing in the database.

```
SELECT * FROM SYSIBMADM.ADMINTEMPTABLES
```

Example 2: Determine which connections have an instance of a created temporary table.

```
SELECT APPLICATION_HANDLE, TABSCHEMA, TABNAME
FROM SYSIBMADM.ADMINTEMPTABLES
WHERE TEMPTABTYPE = 'C'
```

Example 3: Retrieve table attributes and instantiation time information for all declared temporary tables declared for all the tables instantiated by the user that connected to the database.

```
SELECT TABSCHEMA, TABNAME, ONCOMMIT, ONROLLBACK,
INSTANTIATION_TIME
FROM SYSIBMADM.ADMINTEMPTABLES
WHERE TEMPTABTYPE = 'D' AND INSTANTIATOR = SYSTEM_USER
```

ADMIN_GET_TEMP_TABLES table function

The ADMIN_GET_TEMP_TABLES table function returns the same information as the [ADMINTABINFO](#) administrative view, but allows you to specify a schema name and a table name.

Refer to the [Information returned for ADMINTEMPTABLES administrative view and ADMIN_GET_TEMP_TABLES table](#) for a complete list of information that can be returned.

Syntax

```
►► ADMIN_GET_TEMP_TABLES ( (— application_handle — , — tabschema — , — tablename — ) ) ►►
```

The schema is SYSPROC.

Table function parameters

application_handle

An input argument of type BIGINT that specifies an application handle. If *application_handle* is specified, data is returned for the specified connection only; if *application_handle* is NULL, data is returned for all connections.

tabschema

An input argument of type VARCHAR(128) that specifies a schema name.

tablename

An input argument of type VARCHAR(128) that specifies a created temporary table name or a declared temporary table name.

Authorization

One of the following authorizations is required:

- EXECUTE privilege on the ADMIN_GET_TEMP_TABLES table function
- DATAACCESS authority
- DBADM authority
- SQLADM authority

Default PUBLIC privilege

In a non-restrictive database, EXECUTE privilege is granted to PUBLIC when the function is automatically created.

Examples

Example 1: Retrieve table attributes and instantiation time information for all instances of the created temporary table DBUSER1.EMPLOYEE for all connections.

```
SELECT TABSCHEMA, TABNAME, ONCOMMIT, ONROLLBACK, INSTANTIATION_TIME
   FROM TABLE (SYSPROC.ADMIN_GET_TEMP_TABLES(NULL, 'DBUSER1', 'EMPLOYEE'))
   AS T
```

Example 2: Retrieve the instantiation time and table space ID for all instances of user temporary tables for the current connection.

```
SELECT TABSCHEMA, TABNAME, INSTANTIATION_TIME, TBSP_ID
   FROM TABLE (SYSPROC.ADMIN_GET_TEMP_TABLES(APPLICATION_ID(), '', ''))
   AS T
```

Usage notes

-
- If both *tabschema* and *tabname* are specified, then information is returned for that specific temporary table only.
- If *tabschema* is specified but *tabname* is NULL or the empty string ("), then information is returned for all tables in the given schema.
- If *tabschema* is NULL or the empty string (") and *tabname* is specified, then an error is returned. To retrieve information for a specific temporary table, the table must be identified by both schema and table name.
- If both *tabschema* and *tabname* are NULL or the empty string ("), then information is returned for all temporary tables for the connection or all connections, depending on the value of *application_handle*.
- If *tabschema* or *tabname* do not exist, or *tabname* does not correspond to a temporary table name, or instances of the identified temporary table do not exist in the database, then an empty result set is returned.

Information returned

<i>Table 45. Information returned for ADMINTEMPTABLES administrative view and ADMIN_GET_TEMP_TABLES</i>		
Column name	Data type	Description
APPLICATION_HANDLE	BIGINT	application_handle - Application handle monitor element
APPLICATION_NAME	VARCHAR(256)	appl_name - Application name monitor element
TABSCHEMA	VARCHAR(128)	table_schema - Table schema name monitor element
TABNAME	VARCHAR(128)	table_name - Table name monitor element

Table 45. Information returned for ADMINDEPTABLES administrative view and ADMIN_GET_TEMP_TABLES (continued)

Column name	Data type	Description
INSTANTIATOR	VARCHAR(128)	Authorization ID under which the created temporary table was instantiated or declared temporary table was declared.
INSTANTIATOR_TYPE	CHAR(1)	<ul style="list-style-type: none"> "U" = The instantiator is an individual user
TEMPTABTYPE	CHAR(1)	Temporary table type: <ul style="list-style-type: none"> "C" = Created temporary table "D" = Declared temporary table
INSTANTIATION_TIME	TIMESTAMP	Time at which the created temporary table instance was instantiated or the declared temporary table was declared.
COLCOUNT	SMALLINT	Number of columns, including inherited columns (if any).
TAB_FILE_ID	BIGINT	table_file_id - The file ID (FID) for the table.
TBSP_ID	BIGINT	tablespace_id - An integer that uniquely represents a table space used by the current database.
PMAP_ID	SMALLINT	Identifier for the distribution map that is currently in use by this table.
PARTITION_MODE	CHAR(1)	Indicates how data is distributed among database partitions in a partitioned database system. <ul style="list-style-type: none"> "H" = Hashing Blank = No database partitioning
CODEPAGE	SMALLINT	Code page of the object. This is the default code page used for all character columns and expression-generated columns.
ONCOMMIT	CHAR(1)	Specifies the action taken on this table when a COMMIT operation is performed. <ul style="list-style-type: none"> "D" = Delete rows "P" = Preserve rows
ONROLLBACK	CHAR(1)	Specifies the action taken on this table when a ROLLBACK operation is performed. <ul style="list-style-type: none"> "D" = Delete rows "P" = Preserve rows
LOGGED	CHAR(1)	Specifies whether this table is logged. <ul style="list-style-type: none"> "N" = Not logged "Y" = Logged
TAB_ORGANIZATION	CHAR(1)	tab_organization - Data organization in table monitor element

Administrative Task Scheduler routines and views

This grouping of routines and views can be used to manage scheduled tasks.

ADMIN_TASK_ADD procedure - Schedule a new task

The ADMIN_TASK_ADD procedure schedules an administrative task, which is any piece of work that can be encapsulated inside a procedure.

Syntax

```
►► ADMIN_TASK_ADD ( — name — , — begin_timestamp — , — end_timestamp — , ►  
    ► — max_invocations — , — schedule — , — procedure_schema — , — procedure_name — ►  
    ► , — procedure_input — , — options — , — remarks — ) ►◄
```

The schema is SYSPROC.

Procedure parameters

name

An input argument of type VARCHAR(128) that specifies the name of the task. This argument cannot be NULL.

begin_timestamp

An input argument of type TIMESTAMP that specifies the earliest time a task can begin execution. The value of this argument cannot be in the past, and it cannot be later than *end_timestamp*.

When task execution begins depends on how this argument and the *schedule* argument are defined:

- If the *begin_timestamp* argument is not NULL:
 - If the *schedule* argument is NULL, the task execution begins at *begin_timestamp*.
 - If the *schedule* argument is not NULL, the task execution begins at the next scheduled time at or after *begin_timestamp*.
- If the *begin_timestamp* argument is NULL:
 - If the *schedule* argument is NULL, the task execution begins immediately.
 - If the *schedule* argument is not NULL, the task execution begins at the next scheduled time.

end_timestamp

An input argument of type TIMESTAMP that specifies the last time that a task can begin execution. The value of this argument cannot be in the past, and it cannot be earlier than *begin_timestamp*. If the argument is NULL, the task can continue to execute as scheduled indefinitely.

An executing task will not be interrupted at its *end_timestamp*.

max_invocations

An input argument of type INTEGER that specifies the maximum number of executions allowed for the task. If the argument is NULL, there is no limit to the number of times the task can execute. If the argument is 0, the task will not execute.

This value applies to the schedule if *schedule* is not NULL.

If both *end_timestamp* and *max_invocations* are specified, *end_timestamp* takes precedence. That is, if the *end_timestamp* timestamp is reached, even though the number of task executions so far has not reached the value of *max_invocations*, the task will not be executed again.

schedule

An input argument of type VARCHAR(1024) that specifies a task execution schedule at fixed points in time. If the argument is NULL, the task is not scheduled at fixed points in time.

The *schedule* string must be specified using the UNIX cron format.

Multiple schedules are not supported.

procedure_schema

An input argument of type VARCHAR(128) that specifies the schema of the procedure that this task will execute. This argument cannot be NULL.

procedure_name

An input argument of type VARCHAR(128) that specifies the name of the procedure that this task will execute. This argument cannot be NULL.

procedure_input

An input argument of type CLOB(2M) that specifies the input arguments of the procedure that this task will execute. This argument must contain an SQL statement that returns one row of data. The returned values will be passed as arguments to the procedure. If this argument is NULL, no arguments are passed to the procedure.

The number of columns returned by the SQL statement must match the total number (and type) of arguments for the procedure and must contain a single row. For output arguments, the value itself is ignored, but should be of the same SQL data type as the procedure requires.

This SQL statement is executed every time the task is executed. If the SQL statement fails, the task's status will be set to NOTRUN and specific SQLCODE information will be recorded. If the statement does not return a result set, does not return a row, returns multiple rows or result sets the task will not be executed. The task's status will be set to NOTRUN and SQLCODE SQL1465N will be set to indicate that this argument is invalid.

If the statement result contains serialized XML parameters, the total size of all XML parameters combined is limited to 256 kilobytes. If the result exceeds this threshold, the task's status will be set to NOTRUN. SQLCODE -302 and SQLSTATE 22001 will be set to indicate that data truncation has occurred.

To view the task's status, use the SYSTOOL.ADMIN_TASK_STATUS view

options

An input argument of type VARCHAR(512). This argument must be NULL.

remarks

An input argument of type VARCHAR(254) that specifies a description of the task. This argument is optional and can be NULL.

Authorization

One of the following authorities is required to execute the routine:

- EXECUTE privilege on the routine
- DATAACCESS authority
- DBADM authority
- SQLADM authority

Default PUBLIC privilege

In a non-restrictive database, EXECUTE privilege is granted to PUBLIC when the procedure is automatically created.

Usage notes

The SYSTOOLSPACE table space must exist before you call the ADMIN_TASK_ADD procedure. If it does not exist, the procedure will return an SQL0204N error message.

When a task is scheduled, the authorization ID of the current session user is recorded. The scheduler switches to this session authorization ID when the executing the task.

The administrative task scheduler does not support the execution of procedures that perform a database connection without a specified user ID and password. For example, the ADMIN_CMD procedure can be

used to perform a LOAD from a database. A connection to the source database is established using the user ID and password provided for the currently connected database. This type of LOAD operation cannot be executed by the task scheduler.

If invalid arguments are passed into the procedure, SQL0171N will be returned. The tokens of the message will indicate which argument is invalid and the name of the procedure.

The task cannot be scheduled for execution until the unit of work is committed and the scheduler has fetched the task definition.

The scheduler checks for new or updated tasks every 5 minutes. To ensure the task executes as expected, the earliest begin time, as defined by the *begin_timestamp*, *end_timestamp* and *schedule* arguments, should be at least 5 minutes after the unit of work commits.

The database must be active on all database partitions to ensure the task can be executed by the scheduler.

In a partitioned database environment, the ADMIN_TASK_ADD procedure can be called from any database partition. The scheduler, however, will execute all tasks from the catalog database partition.

The *begin_timestamp*, *end_timestamp*, and *schedule* are based on the server's time zone. Special attention is required when scheduling a task during the transition period of daylight savings time (DST). If the task is scheduled to run 2:01 AM and it is the time of year when the time springs forward, the task will not run as the clock skips from 2:00 AM to 3:00 AM. If the DST change occurs when the database is activated and there is no task scheduled during the DST change time, the first scheduled task after the DST change will not run. Tasks will run normally from the second task onwards. For example, if no task is scheduled between 2:00 AM to 3:00 AM but there is a task at 3:10 AM which is also the first task after DST change, this task will not run. This is independent of the time after the DST change in which the task is scheduled. For example, whether the first task after DST is scheduled one day or one month after the DST change, the task will not run as long as it is the first task after DST change and the database is kept active the entire time. On the other hand, when the time falls back an hour, tasks that were originally scheduled between 2:00 AM and 3:00 AM will execute twice. The user is responsible for making adjustments for daylight savings time to ensure their required behavior.

The scheduler will always commit after calling the procedure specified by *procedure_schema* and *procedure_name*. If a transaction roll back is required, the rollback must occur inside the procedure.

If the task name is not unique, the procedure will fail with SQL0601N.

Example

Example 1: Create a task that performs an online TSM backup daily at 12:00 AM, with immediate effect:

```
CALL SYSPROC.ADMIN_TASK_ADD
( 'DAILY TSM BACKUP',
  CURRENT_TIMESTAMP,
  NULL,
  NULL,
  '0 0 * * *',
  'SYSPROC',
  'ADMIN_CMD',
  'VALUES(''BACKUP DATABASE SALES ONLINE USE TSM WITHOUT PROMPTING'')',
  NULL,
  NULL )
```

Example 2: Schedule a task to flush an event monitor every hour:

1. Create an SQL procedure, in the PROD schema, that flushes an event monitor called "em":

```
CREATE PROCEDURE FLUSH_EVENT_MONITOR()
  SPECIFIC FLUSH_EVENT_MONITOR
  LANGUAGE SQL
  BEGIN
  DECLARE stmt VARCHAR(100) ;
  SET stmt = 'FLUSH EVENT MONITOR em' ;
  EXECUTE IMMEDIATE stmt ;
  END
```

Note: The FLUSH EVENT MONITOR SQL statement cannot be called directly in the procedure. However, EXECUTE IMMEDIATE can be used.

2. Call ADMIN_TASK_ADD to schedule the task:

```
CALL SYSPROC.ADMIN_TASK_ADD
  ('FLUSH EVENT MONITOR EVERY HOUR',
   NULL,
   NULL,
   NULL,
   '0 0-23 * * *',
   'PROD',
   'FLUSH_EVENT_MONITOR',
   NULL,
   NULL,
   NULL )
```

UNIX cron format

The UNIX cron format is used to specify time in the *schedule* parameter of the ADMIN_TASK_ADD and ADMIN_TASK_UPDATE procedures.

The cron format has five time and date fields separated by at least one blank. There can be no blank within a field value. Scheduled tasks are executed when the *minute*, *hour*, and *month of year* fields match the current time and date, and at least one of the two day fields (*day of month*, or *day of week*) match the current date.

Table 1 lists the time and date fields and their allowed values in cron format.

Field name	Allowed values
<i>minute</i>	0-59
<i>hour</i>	0-23
<i>day of month</i>	1-31
<i>month</i>	<ul style="list-style-type: none"> 1-12, where 1 is January, 2 is February, and so on. Uppercase, lowercase and mixed-case three character strings, based on the English name of the month. For example: jan, feb, mar, apr, may, jun, jul, aug, sep, oct, nov, or dec.
<i>day of week</i>	<ul style="list-style-type: none"> 0-7, where 0 or 7 is Sunday, 1 is Monday, and so on. Uppercase, and lowercase or mixed-case three character strings, based on the English name of the day: mon, tue, wed, thu, fri, sat, or sun.

Ranges and lists

Ranges of numbers are allowed. Ranges are two numbers separated with a hyphen. The specified range is inclusive. For example, the range 8-11 for an hour entry specifies execution at hours 8, 9, 10 and 11.

Lists are allowed. A list is a set of numbers or ranges separated by commas. For example:

1,2,5,9

0-4,8-12

Unrestricted range

A field can contain an asterisk (*), which represents all possible values in the field.

The day of a command's execution can be specified by two fields: *day of month* and *day of week*. If both fields are restricted by the use of a value other than the asterisk, the command will run when either field matches the current time. For example, the value `30 4 1,15 * 5` causes a command to run at 4:30 AM on the 1st and 15th of each month, plus every Friday.

Step values

Step values can be used in conjunction with ranges. The syntax *range/step* defines the range and an execution interval.

If you specify *first-last/step*, execution takes place at *first*, then at all successive values that are distant from *first* by *step*, until *last*.

For example, to specify command execution every other hour, use `0-23/2`. This expression is equivalent to the value `0,2,4,6,8,10,12,14,16,18,20,22`.

If you specify **/step*, execution takes place at every interval of *step* through the unrestricted range. For example, as an alternative to `0-23/2` for execution every other hour, use `*/2`.

Example

Table 2 lists values that you can use for the *schedule* argument in ADMIN_TASK_ADD or ADMIN_TASK_UPDATE procedures for various scheduling scenarios.

Desired task schedule	schedule value
2:10 PM every Monday	10 14 * * 1
Every day at midnight	0 0 * * *
Every weekday at midnight	0 0 * * 1-5
Midnight on 1st and 15th day of the month	0 0 1,15 * *
6.32 PM on the 17th, 21st and 29th of November plus each Monday and Wednesday in November each year	32 18 17,21,29 11 mon,wed

ADMIN_TASK_LIST administrative view - Retrieve information about tasks in the scheduler

The ADMIN_TASK_LIST administrative view retrieves information about each task defined in the administrative task scheduler.

The schema is SYSTOOLS.

This view is created the first time the ADMIN_TASK_ADD procedure is called.

Authorization

SELECT or CONTROL privilege on the ADMIN_TASK_LIST administrative view. Unless the database was created with the **RESTRICTIVE** option, SELECT privilege is granted to PUBLIC by default.

When you query the ADMIN_TASK_LIST view, it will only return the tasks that were created using your session authorization ID. If you have SYSADM, SYSCTRL, SYSMaint, or DBADM authority, all tasks are returned.

Default PUBLIC privilege

In a non-restrictive database, SELECT privilege is granted to PUBLIC when the view is automatically created.

Example

Request the list of tasks in the scheduler:

```
SELECT * from SYSTOOLS.ADMIN_TASK_LIST
```

Information returned

Table 48. Information returned by the ADMIN_TASK_LIST administrative view

Column name	Data type	Description
NAME	VARCHAR(128)	The name of the task.
TASKID	INTEGER	The task identifier.
OWNER	VARCHAR(128)	The session authorization ID of the user that created the task.
OWNERTYPE	VARCHAR(1)	The authorization ID type. Valid values are: <ul style="list-style-type: none">• U - User
BEGIN_TIME	TIMESTAMP	The timestamp of when the task is first able to run. ¹
END_TIME	TIMESTAMP	The timestamp of when the task is last able to run. ¹ If this column is NULL, the task can run indefinitely unless MAX_INVOCATIONS is specified.
MAX_INVOCATIONS	INTEGER	The maximum number of executions allowed for the task. If this column is NULL, the task can run indefinitely unless END_TIME is specified.
SCHEDULE	VARCHAR(1024)	The schedule for the task, in UNIX cron format.
PROCEDURE_SCHEMA	VARCHAR(128)	The schema of the procedure that this task will execute.
PROCEDURE_NAME	VARCHAR(128)	The name of the procedure that this task will execute.
PROCEDURE_INPUT	CLOB(2M)	The input parameters of the procedure that this task will execute. If this column is NULL, there are no input parameters.
OPTIONS	VARCHAR(512)	Options that affect the behavior of the task.
UPDATE_TIME	TIMESTAMP	The timestamp when the task was last updated.
REMARKS	VARCHAR(254)	A description of the task.

Note:

- ¹ The BEGIN_TIME and END_TIME are based on the database server's time zone. The user is responsible for making adjustments for daylight savings time (DST).

ADMIN_TASK_REMOVE procedure - Remove scheduled tasks or task status records

The ADMIN_TASK_REMOVE procedure removes scheduled administrative tasks, which are pieces of work that can be encapsulated inside a procedure. It also removes task status records.

Syntax

```
► ADMIN_TASK_REMOVE ( — name — , — end_timestamp — ) ►
```

The schema is SYSPROC.

Procedure parameters

name

An input argument of type VARCHAR(128) that specifies the name of the task.

end_timestamp

An output argument of type TIMESTAMP that specifies the status record *end_timestamp* timestamp.

Authorization

One of the following authorizations is required:

- EXECUTE privilege on the ADMIN_TASK_REMOVE procedure
- DATAACCESS authority
- DBADM authority
- SQLADM authority

Although the statement authorization ID might allow the procedure to be executed, successful removal of task and status records depends on the value of the current session authorization ID. The current session authorization ID must match the session authorization ID that was recorded when the task was created. Users with SYSADM, SYSCTRL, SYSMAINT, or DBADM authority can remove any task or status record. If an unauthorized user attempts to remove a task or status record, an SQL0551N is returned.

Default PUBLIC privilege

In a non-restrictive database, EXECUTE privilege is granted to PUBLIC when the procedure is automatically created.

Usage notes

The task is not removed until the unit of work is committed.

The behavior of the task removal depends on how the *name* and *end_timestamp* arguments are defined:

- If the *end_timestamp* argument is NULL:
 - If the *name* argument is NULL, all tasks and status records are removed. If one or more tasks are currently running, then the task and associated status records are not removed. In this case, SQL1464W is returned.
 - If the *name* argument is not NULL, the task record that matches *name* is removed. If the specified task is currently running, the task is not removed and SQL20453N is returned. If the specified task is removed, all associated status records are removed.
- If the *end_timestamp* argument is not NULL:
 - If the *name* argument is NULL, all status records with *end_timestamp* timestamps less than or equal to *end_timestamp* are removed. No task records are removed. The procedure will not remove any status records that have a status value of RUNNING.

- If the *name* argument is not NULL, the status records for the task that matches *name* are removed if their *end_timestamp* timestamp is less than or equal to *end_timestamp*. No task records are removed. The procedure will not remove any status records that have a status value of RUNNING.

If a user attempts to remove a task that does not exist, an SQL0204N is returned.

Example

Remove a backup task called 'DAILY TSM BACKUP':

```
CALL SYSPROC.ADMIN_TASK_REMOVE('DAILY TSM BACKUP', NULL)
```

ADMIN_TASK_STATUS administrative view - Retrieve task status information

The ADMIN_TASK_STATUS administrative view retrieves information about the status of task execution in the administrative task scheduler.

The schema is SYSTOOLS.

This view is created the first time the ADMIN_TASK_ADD procedure is called.

Authorization

SELECT or CONTROL privilege on the ADMIN_TASK_STATUS administrative view. Unless the database was created with the **RESTRICTIVE** option, SELECT privilege is granted to PUBLIC by default.

When you query the ADMIN_TASK_STATUS view, it will only return the task status records that were created by your session authorization ID.

Default PUBLIC privilege

In a non-restrictive database, SELECT privilege is granted to PUBLIC when the view is automatically created.

Examples

Example 1: Request the status of tasks in the scheduler:

```
SELECT * from SYSTOOLS.ADMIN_TASK_STATUS
```

Example 2: Format the data in the SQLERRMC column using the SQLERRM function:

```
SELECT TASKID, STATUS, SQLCODE, SQLSTATE, RC,
       VARCHAR( SQLERRM( 'SQL' || CHAR( ABS(SQLCODE) ),
       SQLERRMC, x'FF', 'en_US', 1 ), 256) AS MSG_TXT
FROM SYSTOOLS.ADMIN_TASK_STATUS
```

Information returned

<i>Table 49. Information returned by the ADMIN_TASK_STATUS administrative view</i>		
Column name	Data type	Description
NAME	VARCHAR(128)	The name of the task.
TASKID	INTEGER	The task identifier.

Table 49. Information returned by the ADMIN_TASK_STATUS administrative view (continued)

Column name	Data type	Description
STATUS	VARCHAR(10)	The status of the task. Valid values are: <ul style="list-style-type: none"> • RUNNING - The task is currently running. • COMPLETED - The task has finished running. • NOTRUN - An error prevented the scheduler from calling the task's procedure. • UNKNOWN - The task started running but an unexpected condition prevented the scheduler from recording the task outcome. This can occur if the system ends abnormally or a power failure happens while the task is running.
INVOCATION	INTEGER	The current invocation count.
BEGIN_TIME	TIMESTAMP	The time that the task began. ¹ If the STATUS is RUNNING, COMPLETED, or UNKNOWN, this value indicates the time that the task started running. If the STATUS is NOTRUN, it indicates the time that the task should have started.
END_TIME	TIMESTAMP	The time that the task finished running. ¹ This value will be NULL if the STATUS is RUNNING. If the STATUS is UNKNOWN, this value is the time the task scheduler detected the task was no longer executing and updated the status table.
AGENT_ID	BIGINT	agent_id - Application handle (agent ID) monitor element
SQLCODE	INTEGER	If the STATUS is COMPLETED, this value indicates the SQLCODE returned by the CALL to the procedure. If the STATUS is NOTRUN, this value indicates the SQLCODE of the error that prevented the task from running. If the status is RUNNING or UNKNOWN, this value will be NULL.
SQLSTATE	CHAR(5)	If the STATUS is COMPLETED, this value indicates the SQLSTATE returned by the CALL to the procedure. If the STATUS is NOTRUN, this value indicates the SQLSTATE of the error that prevented the task from running. If the status is RUNNING or UNKNOWN, this value will be NULL.
SQLERRMC	VARCHAR(70) FOR BIT DATA	Contains one or more tokens, separated by X'FF', as they appear in the SQLERRMC field of the SQLCA. These tokens are substituted for variables in the descriptions of error conditions If the STATUS is COMPLETED, this value indicates the SQLERRMC returned by the CALL to the procedure. If the STATUS is NOTRUN, this value indicates the SQLERRMC of the error that prevented the task from running. If the status is RUNNING or UNKNOWN, this value will be NULL.

Table 49. Information returned by the ADMIN_TASK_STATUS administrative view (continued)

Column name	Data type	Description
RC	INTEGER	If the STATUS is COMPLETED, this contains the return code from the CALL to the procedure if the procedure had a return code. Otherwise, this will be NULL.

- ¹ The BEGIN_TIME and END_TIME are based on the database server's time zone. The user is responsible for making adjustments for daylight savings time (DST).

ADMIN_TASK_UPDATE procedure - Update an existing task

The ADMIN_TASK_UPDATE procedure updates an administrative task, which is any piece of work that can be encapsulated inside a procedure.

Syntax

```

► ADMIN_TASK_UPDATE ( — name — , — begin_timestamp — , — end_timestamp — , ►
    ► — max_invocations — , — schedule — , — options — , — remarks — ) ►

```

The schema is SYSPROC.

Procedure parameters

name

An input argument of type VARCHAR(128) that specifies the name of an existing task. This argument cannot be NULL.

begin_timestamp

An input argument of type TIMESTAMP that specifies the earliest time a task can begin execution. The value of this argument cannot be in the past, and it cannot be later than *end_timestamp*.

When task execution begins depends on how this parameter and the *schedule* parameter are defined:

- If the *begin_timestamp* argument is not NULL:
 - If the *schedule* argument is NULL, the task execution begins at *begin_timestamp*.
 - If the *schedule* argument is not NULL, the task execution begins at the next scheduled time at or after *begin_timestamp*.
- If the *begin_timestamp* argument is NULL:
 - If the *schedule* argument is NULL, the task execution begins immediately.
 - If the *schedule* argument is not NULL, the task execution begins at the next scheduled time.

end_timestamp

An input argument of type TIMESTAMP that specifies the last time that a task can begin execution. The value of this argument cannot be in the past, and it cannot be earlier than *begin_timestamp*. If the argument is NULL, the task can continue to execute as scheduled indefinitely.

An executing task will not be interrupted at its *end_timestamp*.

max_invocations

An input argument of type INTEGER that specifies the maximum number of executions allowed for the task. If the argument is NULL, there is no limit to the number of times the task can execute. If the argument is 0, the task will not execute.

This value applies to the schedule if *schedule* is not NULL.

If both *end_timestamp* and *max_invocations* are specified, *end_timestamp* takes precedence. That is, if the *end_timestamp* timestamp is reached, even though the number of task executions so far has not reached the value of *max_invocations*, the task will not be executed again.

schedule

An input argument of type VARCHAR(1024) that specifies a task execution schedule at fixed points in time. If the argument is NULL, the task is not scheduled at fixed points in time.

The *schedule* string must be specified using the UNIX cron format.

Multiple schedules are not supported.

options

An input argument of type VARCHAR(512). This argument must be NULL.

remarks

An input argument of type VARCHAR(254) that specifies a description of the task. This is an optional argument that can be set to NULL.

Authorization

One of the following authorizations is required:

- EXECUTE privilege on the ADMIN_TASK_UPDATE procedure
- DATAACCESS authority
- DBADM authority
- SQLADM authority

Although the statement authorization ID might allow the procedure to be executed, a task cannot be updated unless the current session authorization ID matches the session authorization ID that was recorded when the task was created. Users with SYSADM, SYSCTRL, SYSMAINT, or DBADM can update any existing task. Attempting to update a task that was added by a different user returns SQL0551N.

Default PUBLIC privilege

In a non-restrictive database, EXECUTE privilege is granted to PUBLIC when the procedure is automatically created.

Usage notes

If invalid arguments are passed into the procedure, SQL0171N will be returned. The tokens of the message will indicate which argument is invalid and the name of the procedure.

Changes to the task do not take effect until the unit of work is committed and the scheduler has fetched the updated task definition. Leaving the unit of work uncommitted may delay or prevent the execution of the existing task.

The scheduler checks for updated tasks every 5 minutes. To ensure the task executes as expected, the earliest begin time, as defined by the *begin_timestamp*, *end_timestamp* and *schedule* parameters, should be at least 5 minutes after the unit of work commits.

The database must be active on all database partitions to ensure the task can be executed by the scheduler.

The *begin_timestamp*, *end_timestamp*, and *schedule* are based on the database server's time zone. Special attention is required when scheduling a task during the transition period of daylight savings time (DST). If the task is scheduled to run 2:01 AM and it is the time of year when the time springs forward, the task will not run as the clock skips from 2:00 AM to 3:00 AM. If the DST change occurs when the database is activated and there is no task scheduled during the DST change time, the first scheduled task after the DST change will not run. Tasks will run normally from the second task onwards. For example, if no task is scheduled between 2:00 AM to 3:00 AM but there is a task at 3:10 AM which is also the first task after DST change, this task will not run. This is independent of the time after the DST change in which the task is scheduled. For example, whether the first task after DST is scheduled one day or one month after the DST change, the task will not run as long as it is the first task after DST change and the database is kept active the entire time. On the other hand, when the time falls back an hour, tasks that were originally

scheduled between 2:00 AM and 3:00 AM will execute twice. The user is responsible for making adjustments for daylight savings time to ensure their required behavior.

When a task is updated, the task's internal invocation counter is reset. To illustrate, consider a recurring task with a *max_invocations* value of 10. If the task executes 3 times, there are 3 corresponding status records in the ADMIN_TASK_STATUS output. The entries have INVOCATION values of 1, 2, and 3. Now assume the task creator updates the task. This update will reset the internal invocation counter. The original status records remain intact. Over time, new status records will be created with INVOCATION values of 1, 2, 3, and so on. The BEGIN_TIME can be used to distinguish between the original and updated task execution.

Audit routines and procedures

This grouping of routines and views can be used to work with archive audit logs.

AUDIT_ARCHIVE procedure and table function - Archive audit log file

The AUDIT_ARCHIVE procedure and table function both archive the audit log file for the connected database.

Syntax

```
➤ AUDIT_ARCHIVE ( — directory — , — member — ) ➤
```

The schema is SYSPROC.

The syntax is the same for both the procedure and table function.

Procedure and table function parameters

directory

An input argument of type VARCHAR(1024) that specifies the directory where the archived audit file(s) will be written. The directory must exist on the server and the instance owner must be able to create files in that directory. If the argument is null or an empty string, the default directory is used.

member

An input argument of type INTEGER that specifies a valid database member number. Specify -1 for the current database member, NULL or -2 for an aggregate of all members.

Authorization

Execute privilege on the AUDIT_ARCHIVE procedure or table function.

Default PUBLIC privilege

None

Examples

Example 1: Archive the audit log(s) for all members to the default directory using the procedure.

```
CALL SYSPROC.AUDIT_ARCHIVE(NULL, NULL)
```

Example 2: Archive the audit log(s) for all members to the default directory using the table function.

```
SELECT * FROM TABLE(SYSPROC.AUDIT_ARCHIVE('', -2)) AS T1
```


Information returned

Column name	Data type	Description
DBPARTITIONNUM	SMALLINT	dbpartitionnum - Database partition number monitor element
PATH	VARCHAR(1024)	Directory location of archived file.
FILE	VARCHAR(1024)	Name of the archived file.
SQLCODE	INTEGER	The SQLCODE received while attempting to archive file.
SQLSTATE	VARCHAR(5)	The SQLSTATE received while attempting archive file. If SQLSTATE is NULL, the value is zero.
SQLERRMC	VARCHAR(70) FOR BIT DATA	The sqlerrmc received while attempting archive file. If SQLSTATE is NULL, the value is zero.
MEMBER	SMALLINT	member - Database member monitor element

AUDIT_DELIM_EXTRACT - performs extract to delimited file

The AUDIT_DELIM_EXTRACT stored procedure performs an extract to a delimited file on archived audit files of the connected database. Specifically, to those archived audit files that have filenames that match the specified mask pattern.

Syntax

```
► AUDIT_DELIM_EXTRACT ( — delimiter — , — target_directory — , — source_directory —  
    ► , — file_mask — , — event_options — ) ◄
```

The schema is SYSPROC.

Procedure parameters

delimiter

An optional input argument of type VARCHAR(1) that specifies the character delimiter to be used in the delimited files. If the argument is null or an empty string, a double quote will be used as the delimiter.

target_directory

An optional input argument of type VARCHAR(1024) that specifies the directory where the delimited files will be stored. If the argument is null or an empty string, same directory as the *source_directory* will be used

source_directory

An optional input argument of type VARCHAR(1024) that specifies the directory where the archived audit log files are stored. If the argument is null or an empty string, the audit default will be used.

file_mask

An optional input argument of type VARCHAR(1024) is a mask for which files to extract. If the argument is null or an empty string, it will extract from all audit log files in the source directory. If the archived logs are in the same folder as the active log, setting the parameter to null results in trying to extract from all the logs including the active log. To avoid errors, use the following instead to extract all archived logs:

```
('%.log.%.%')
```

event_options

An optional input argument of type VARCHAR(1024) that specifies the string defines which events to extract. This matches the same string in the db2audit utility. If the argument is null or an empty string, it will extract all events.

Authorization

Execute privilege on the AUDIT_DELIM_EXTRACT function.

Default PUBLIC privilege

None

Examples

Note: Audit log files contain a timestamp as part of their naming convention.

Example 1: Performs a delimited extract on all audit log files archived on June 18th, 2007 in the default archive directory. This example is extracting just execute events, using a double quote (") character delimiter, and creating or appending the resulting extract files (<category>.del) in the \$HOME/audit_delim_extract directory.

```
CALL SYSPROC.AUDIT_DELIM_EXTRACT(NULL, '$HOME/AUDIT_DELIM_EXTRACT', NULL, '%20070618%', 'CATEGORY EXECUTE')
```

AUDIT_LIST_LOGS table function - Lists archived audit log files

The AUDIT_LIST_LOGS table function lists the archived audit log files for a database which are present in the specified directory.

Syntax

►► AUDIT_LIST_LOGS — (— *directory* —) ►►

The schema is SYSPROC.

Procedure parameters

directory

An optional input argument of type VARCHAR(1024) that specifies the directory where the archived audit file(s) will be written. The directory must exist on the server and the instance owner must be able to create files in that directory. If the argument is null or an empty string, then the search default directory is used.

Authorization

EXECUTE privilege on AUDIT_LIST_LOGS table function.

Default PUBLIC privilege

None

Examples

Example 1: Lists all archived audit logs in the default audit archive directory:

```
SELECT * FROM TABLE(SYSPROC.AUDIT_LIST_LOGS('')) AS T1
```

Note: This only lists the logs in the directory for database on which the query is run. Archived files have the format db2audit.db.<dbname>.log.<timestamp>

Information Returned

Table 51. The information returned for AUDIT_LIST_LOGS		
Column Name	Data Type	Description
PATH	VARCHAR(1024)	Path location of the archived file.
FILE	VARCHAR(1024)	Filename of the archived file.
SIZE	BIGINT	File size of the archived file.

Automatic maintenance routines

This grouping of routines and views can be used to work with automatic maintenance policies for a database.

AUTOMAINT_GET_POLICY procedure - retrieve automatic maintenance policy

The AUTOMAINT_GET_POLICY system stored procedure retrieves the automatic maintenance configuration for the database.

This procedure takes two parameters: the type of automatic maintenance about which to collect information; and a pointer to a BLOB in which to return the configuration information. The configuration information is returned in XML format.

Authorization

One of the following authorities is required to execute the routine:

- EXECUTE privilege on the routine
- DATAACCESS authority
- DBADM authority
- SQLADM authority

Default PUBLIC privilege

None

Syntax

► AUTOMAINT_GET_POLICY (— *policy_type* — , — *policy* —) ◄

The schema is SYSPROC.

Procedure parameters

policy_type

An input argument of type VARCHAR(128) that specifies the type of automatic maintenance policy to retrieve. The argument can be one of the following values:

AUTO_BACKUP

automatic backup

AUTO_REORG

automatic table and index reorganization

AUTO_RUNSTATS

automatic table runstats operations

MAINTENANCE_WINDOW

maintenance window

policy

An output argument of type BLOB(2M) that specifies the automatic maintenance settings for the given policy type, in XML format.

Example

Here is an example of a call to the AUTOMAINT_GET_POLICY procedure from within embedded SQL C source code.

- A BLOB variable is declared for the procedure output parameter.
- The procedure is called, specifying automated backup as the type of automatic maintenance policy, and specifying the BLOB variable as the output parameter in which the procedure will return the backup policy for the currently connected database.

```
EXEC SQL BEGIN DECLARE SECTION;  
SQL TYPE IS BLOB(2M) backupPolicy;  
EXEC SQL END DECLARE SECTION;  
  
EXEC SQL CALL AUTOMAINT_GET_POLICY( 'AUTO_BACKUP', :backupPolicy );
```

AUTOMAINT_GET_POLICYFILE procedure - retrieve automatic maintenance policy

The AUTOMAINT_GET_POLICYFILE system stored procedure retrieves the automatic maintenance configuration for the database.

This procedure takes two parameters: the type of automatic maintenance about which to collect information; and the name of a file in which to return the configuration information. The configuration information is returned in XML format.

Authorization

One of the following authorities is required to execute the routine:

- EXECUTE privilege on the routine
- DATAACCESS authority
- DBADM authority
- SQLADM authority

Default PUBLIC privilege

None

Syntax

►► AUTOMAINT_GET_POLICYFILE (— (*policy_type* — , — *policy_file_name* —)) ►◄

The schema is SYSPROC.

Procedure parameters

policy_type

An input argument of type VARCHAR(128) that specifies the type of automatic maintenance policy to retrieve. The argument can be one of the following values:

AUTO_BACKUP

automatic backup

AUTO_REORG

automatic table and index reorganization

AUTO_RUNSTATS

automatic table runstats operations

MAINTENANCE_WINDOW

maintenance window

policy_file_name

An input argument of type VARCHAR(2048) that specifies the name of the file that is created in the tmp subdirectory of the database instance directory.

Note: The file name might be prefixed with a path relative to tmp. If so, the directory should exist, should have permission to create or overwrite the file, and the correct path separator for the database server must be used.

For example:

On UNIX if the instance directory is defined as \$HOME/sql1lib. For a policy file named 'policy.xml', the file name will be '\$HOME/sql1lib/tmp/policy.xml'

On Windows, the instance directory name can be determined from the values of the **DB2INSTPROF** registry variable and the **DB2INSTANCE** environment variable. For a policy file named 'policy.xml', if **db2set** gives DB2INSTPROF=C:\DB2PROF and %DB2INSTANCE%=db2, then the file name will be C:\DB2PROF\db2\tmp\policy.xml

Example

To get the current automatic maintenance settings for backup operations:

```
call sysproc.automaint_get_policyfile( 'AUTO_BACKUP', 'AutoBackup.xml' )
```

This will create an XML file named AutoBackup.xml in the tmp subdirectory under the database instance directory.

AUTOMAINT_SET_POLICY procedure - configure automatic maintenance policy

You can use the AUTOMAINT_SET_POLICY system stored procedure to configure automatic maintenance for the database.

This procedure takes two parameters: the type of automatic maintenance to configure; and a BLOB containing XML that specifies the configuration.

To enable the RECLAIM EXTENTS option during the automatic reorganization operations on multidimensional clustering (MDC) or insert time clustering (ITC) tables, you need to specify the "reclaimExtentSizeForTables" attribute to the ReorgOptions element, along with a threshold value in the XML input files.

To enable the RECLAIM EXTENTS option during the automatic reorganization operations on indexes, you need to specify the "reclaimExtentsSizeForIndexObjects" attribute to the ReorgOptions element, along with a threshold value in the XML input files.

Note: The threshold specified for "reclaimExtentsSizeForIndexObjects" applies on an index object level. For a nonpartitioned table the value applies to all indexes on the table combined. For a partitioned table the value applies to each nonpartitioned index separately, and to the indexes of each data partition separately.

The threshold values specified for table or index space reclaim is the minimum size, in kilobytes, of reclaimable space in the table or index before an online reorganization to reclaim space is triggered. This threshold value must be 0 or larger. For example, if you specify a value of 1024 KB for the threshold, only objects with 1 MB of reclaimable space or more are considered for automatic reorganization to reclaim space.

Authorization

One of the following authorities is required to execute the routine:

- EXECUTE privilege on the routine
- DATAACCESS authority

- DBADM authority
- SQLADM authority

Default PUBLIC privilege

None

Syntax

```
► AUTOMAINT_SET_POLICY ( — policy_type — , — policy — ) ◄
```

The schema is SYSPROC.

Procedure parameters

policy_type

An input argument of type VARCHAR(128) that specifies the type of automatic maintenance policy to configure. The value can be one of:

AUTO_BACKUP

automatic backup

AUTO_REORG

automatic table and index reorganization

AUTO_RUNSTATS

automatic table runstats operations

MAINTENANCE_WINDOW

maintenance window

policy

An input argument of type BLOB(2M) that specifies the automatic maintenance policy in XML format. See the sample XML files in the SQLLIB/samples/automaينتcfg directory for full details about each element and attribute that can be specified.

Examples

Example 1: To set the current automatic maintenance settings for runstats operations:

```
CALL SYSPROC.AUTOMAINT_SET_POLICY
( 'AUTO_RUNSTATS',
  BLOB(' <?xml version="1.0" encoding="UTF-8"?>
    <DB2AutoRunstatsPolicy
      xmlns="http://www.ibm.com/xmlns/prod/db2/autonomic/config">
      <RunstatsTableScope><FilterCondition/></RunstatsTableScope>
    </DB2AutoRunstatsPolicy>')
)
```

This replaces the current automatic statistics collection configuration with the new configuration contained in the XML document that is passed as the second parameter to the procedure."

Example 2: The automatic reorganization feature can use the new "RECLAIM EXTENTS" option to reorganize multidimensional clustering (MDC) or insert time clustering (ITC) tables. To enable this feature, set the "reclaimExtentSizeForTables" value in the AUTO_REORG policy:

```
CALL SYSPROC.AUTOMAINT_SET_POLICY
( 'AUTO_REORG',
  BLOB(' <?xml version="1.0" encoding="UTF-8"?>
    <DB2AutoReorgPolicy
      xmlns="http://www.ibm.com/xmlns/prod/db2/autonomic/config">
      <ReorgOptions dictionaryOption="Keep" indexReorgMode="Online"
        useSystemTempTableSpace="false" reclaimExtentSizeForTables = "1024" >
      <ReorgTableScope>
        <FilterClause>TABSCHEMA NOT LIKE 'EMP%'</FilterClause>
      </ReorgTableScope>
    </DB2AutoReorgPolicy>')
)
```

```
) </DB2AutoReorgPolicy>')
```

There are sample XML input files located in the `SQLLIB/samples/automaintcfg` directory that you can modify to suit your requirements and then pass the XML content in through the `BLOB()` scalar function as in the example.

AUTOMAINT_SET_POLICYFILE procedure - configure automatic maintenance policy

You can use the `AUTOMAINT_SET_POLICYFILE` system stored procedure to configure automatic maintenance for the database.

This procedure takes two parameters: the type of automatic maintenance to configure; and the name of an XML document that specifies the configuration.

This procedure return the SQL success or SQL error code.

Authorization

One of the following authorities is required to execute the routine:

- EXECUTE privilege on the routine
- DATAACCESS authority
- DBADM authority
- SQLADM authority

Default PUBLIC privilege

None

Syntax

```
►► AUTOMAINT_SET_POLICYFILE ( — policy_type — , — policy_file_name — ) ►►
```

The schema is `SYSPROC`.

Procedure Parameters

policy_type

An input argument of type `VARCHAR(128)` that specifies the type of automatic maintenance policy to configure. The argument can be one of the following values:

AUTO_BACKUP

automatic backup

AUTO_REORG

automatic table and index reorganization

AUTO_RUNSTATS

automatic table runstats operations

MAINTENANCE_WINDOW

maintenance window

policy_file_name

An input argument of type `VARCHAR(2048)` that specifies the name of the file that is available in the `tmp` subdirectory of the database instance directory.

Note: When the file name is specified with a relative path, the correct path separator for the database server must be used and the directory and file should exist with read permission.

For example:

On UNIX if the instance directory is defined as `$HOME/sqlllib`. For a policy file named `'automaint/policy.xml'`, the file name will be `'$HOME/sqlllib/tmp/automaint/policy.xml'`

On Windows, the instance directory name can be determined from the values of the **DB2INSTPROF** registry variable and the **DB2INSTANCE** environment variable. For a policy file named 'automaint\policy.xml', if **db2set** gives DB2INSTPROF=C:\DB2PROF and %DB2INSTANCE%=db2, then the file name will be C:\DB2PROF\db2\tmp\automaint\policy.xml

Example

To modify the current automatic maintenance settings for automatic backup:

```
call sysproc.automaint_set_policyfile( 'AUTO_BACKUP', 'AutoBackup.xml' )
```

This will replace the current automatic backup configuration settings with the new configuration contained in the AutoBackup.xml file located in the tmp directory under the database instance directory.

There are sample XML input files located in the SQLLIB/samples/automaintcfg directory which can be used as reference to create policy xml files.

Common SQL API procedures

The common SQL API provides a collection of common-signature and signature-stable stored procedures that are portable across IBM data servers. You can use these stored procedures to create applications that perform a variety of common administrative functions, such as getting and setting configuration parameters, and getting system information.

The stored procedures provide syntactically identical XML parameters and error handling across all data servers to ensure data server version independence. Signature-stability and commonality are achieved by using simple XML documents (with a common DTD) as parameters. Version, platform, and technology differences are expressed through different key value pairs in hierarchical property lists.

Common input and output parameters

The common SQL API stored procedures share a set of input and output parameters.

The following table provides a brief description of these parameters. For more detailed information, see the reference topics about the common SQL API stored procedures.

Parameter	Description
<i>major_version</i>	Indicates the document type major version that the caller supports for the XML documents passed as parameters in the procedure.
<i>minor_version</i>	Indicates the document type minor version that the caller supports for the XML documents passed as parameters in the procedure. The parameters <i>major_version</i> and <i>minor_version</i> are used together to ensure that the caller does not use an XML input document of an incorrect version. The procedure processes all XML documents in the specified <i>major_version</i> and <i>minor_version</i> , or returns an error if a version is not valid. This design supports extensibility in future releases because newer document type versions can be added without affecting existing applications.

Table 52. Common SQL API shared input and output parameters (continued)

Parameter	Description
<i>requested_locale</i>	Specifies the locale to use to return translated content in the XML documents returned in the <i>xml_output</i> and <i>xml_message</i> parameters. Only values are translated, not key names.
<i>xml_input</i>	Specifies an XML input document that contains input values for the procedure.
<i>xml_filter</i>	Specifies a valid XPath query string that is used to retrieve a single value from an output parameter document.
<i>xml_output</i>	Returns a complete XML output document encoded in UTF-8. Depending on the procedure that is being called, this document might contain configuration parameters and their values, system information, or message text. When the procedure operates in <i>complete mode</i> , this parameter returns an XML document that you can modify and pass back to the procedure as the <i>xml_input</i> parameter. This approach provides a programmatic way to create valid XML input documents.
<i>xml_message</i>	Returns a complete XML output document of type Data Server Message in UTF-8 that provides detailed information about a SQL warning condition.

Versioning of XML documents

To support extensibility in future releases, the common SQL API stored procedures return XML output documents that include version information.

Whenever the structure of an XML output document changes (for example, when an element is added or removed), the version levels are incremented. Therefore, a procedure might support several versions of the XML output document.

Version information in the XML document is expressed as key-value pairs for document type major version and document type minor version. For example, an XML output document might define the following keys and values in a dictionary element:

```
<key>Document Type Name</key><string>Data Server Configuration Output</string>
<key>Document Type Major Version</key><integer>2</integer>
<key>Document Type Minor Version</key><integer>0</integer>
```

When you call the procedure, you specify the major version and minor version of the XML document that you want to return. The contents of the XML output document will vary depending on the values that you specify.

For example, the GET_CONFIG procedure retrieves the database and database manager configuration parameters that are set for a particular instance. When this procedure is called with *major_version* 2 and *minor_version* 0, it returns an XML document that contains configuration parameters grouped into categories. However, when the same procedure is called with *major_version* 1 and *minor_version* 0, it returns an XML document that contains configuration parameters, but they are not grouped into categories.

Likewise, the GET_MESSAGE procedure retrieves the message text and SQLSTATE for a specified SQLCODE. When this procedure is called with *major_version* 2 and *minor_version* 0, it returns an XML document that contains the short text message, long text message, and SQLSTATE for the corresponding SQLCODE. However, when the same procedure is called with *major_version* 1 and *minor_version* 0, it

returns an XML document that contains only the short text message and SQLSTATE. The long text message is not available in version 1 of the document.

To determine the highest supported document versions for a procedure, specify NULL for *major_version*, *minor_version*, and all other input parameters. The procedure returns the highest supported document versions as values in the *major_version* and *minor_version* output parameters, and sets the *xml_output* and *xml_message* output parameters to NULL.

If you specify non-null values for *major_version* and *minor_version*, you must specify supported document versions, or the procedure raises an error (-20457) to indicate that the procedure encountered an unsupported version.

XML input documents can optionally include values for the document type major version and document type minor version. If these values are specified in the XML input document, then the values passed for *major_version* and *minor_version* in the procedure call must exactly match the values that are specified in the XML document, or the procedure raises an error (+20458). This behavior ensures that the caller does not specify an unsupported version of the XML input document.

XML input documents

The XML documents that are passed as input to common SQL API stored procedures share a simple XML format that is based on a common DTD.

The XML input document consists of a set of entries that are common to all stored procedures, and a set of entries that are specific to each stored procedure. The XML input document has the following general structure:

```
<?xml version="1.0" encoding="UTF-8"?>
<plist version="1.0">
  <dict>
    <key>Document Type Name</key><string>Data Server Message Input</string>
    <key>Document Type Major Version</key><integer>1</integer>
    <key>Document Type Minor Version</key><integer>0</integer>
    <key>Document Locale</key><string>en_US</string>
    <key>Complete</key><false/>
  </dict>
  <!-- Document type specific data appears here. -->
</dict>
</plist>
```

Important: XML input documents must be encoded in UTF-8 and contain English characters only.

Complete mode for returning valid XML input documents

You can use *complete mode* to create a valid XML document for any common SQL API stored procedure that accepts input. You can then customize the document and pass it back to the procedure.

To run a procedure in complete mode, specify "true" for the Complete key in the input XML document, and pass the following minimal content:

```
<?xml version="1.0" encoding="UTF-8"?>
<plist version="1.0">
  <dict>
    <key>Complete</key><true/>
  </dict>
</plist>
```

Any XML elements that are not required are ignored and are not returned in the output document.

When you run the procedure, a complete XML input document is returned in the *xml_output* parameter of the stored procedure. The returned XML document includes a document type and a section for all possible required parameters and optional parameters. The returned XML document also includes other entries (such as display names, hints, and the document locale) that are not required, but are typically needed when rendering the document in a client application.

After rendering the XML document and modifying it in a platform-independent way, you can run the same stored procedure and pass in the modified XML document as input.

XML output documents

The XML documents that are returned as output from common SQL API stored procedures share a common set of entries.

At a minimum, XML documents returned in the *xml_output* parameter include the following mandatory, key value pairs:

```
<?xml version="1.0" encoding="UTF-8"?>
<plist version="1.0">
  <dict>
    <key>Document Type Name</key>
    <string>Data Server Configuration Output</string>
    <key>Document Type Major Version</key><integer>1</integer>
    <key>Document Type Minor Version</key><integer>0</integer>
    <key>Data Server Product Name</key><string>DSN</string>
    <key>Data Server Product Version</key><string>8.1.0.356</string>
    <key>Data Server Major Version</key><integer>8</integer>
    <key>Data Server Minor Version</key><integer>1</integer>
    <key>Data Server Platform</key><string>z/OS</string>
    <key>Document Locale</key><string>en_US</string>

    <!-- Document type specific data appears here. -->
  </dict>
</plist>
```

Entries in the XML output document might be grouped using nested dictionaries. Each entry in the XML output document describes a single piece of information. The entry consists of the value, the display name, and a hint. Optionally, a display unit might be provided. Display name, hint, and display unit are language-sensitive and will be translated to the language specified in the value for the *requested_locale* parameter (or the default if the requested locale is not yet supported). In general, an entry has a structure similar to the following example:

```
<key>Real Storage Size</key>
<dict>
  <key>Display Name</key><string>Real Storage Size</string>
  <key>Value</key><integer>2048</integer>
  <key>Display Unit</key><string>MB</string>
  <key>Hint</key><string>Size of actual real storage online</string>
</dict>
```

IBM data servers have a common parameter document that includes some keywords that are applicable to all data servers, and others that are data server specific. Whenever a data server adds or removes a new keyword, the version number (for all data servers) is incremented. Depending on the change, the major version number might be increased and the minor version number set to 0 (zero), or only the minor version number might be incremented.

XML output documents are generated in UTF-8 and contain English characters only.

XPath expressions for filtering output

You can use an XPath expression to filter the XML output returned by a common SQL API stored procedure.

To filter the output, specify a valid XPath query string in the *xml_filter* parameter of the procedure. The following restrictions apply to the XPath expression that you specify:

- The XPath expression must reference a single value.
- The XPath expression must always be absolute from the root node. For example, the following path expressions are allowed: */*, *nodename*, *.*, and *..*. The following expressions are not allowed: *//* and *@*
- The only predicates allowed are *[path='value']* and *[n]*.
- The only axis allowed is *following-sibling*.
- The XPath expression must end with one of the following, and, if necessary, be appended with the predicate *[1]*: *following-sibling::string*, *following-sibling::data*, *following-sibling::date*, *following-sibling::real*, or *following-sibling::integer*.

- Unless the axis is found at the end of the XPath expression, it must be followed by a `::dict`, `::string`, `::data`, `::date`, `::real`, or `::integer`, and if necessary, be appended with the predicate `[1]`.
- The only supported XPath operator is `=`.
- The XPath expression cannot contain a function, namespace, processing instruction, or comment.

Tip: If the stored procedure operates in *complete mode*, do not apply filtering, or a SQLCODE (+20458) is raised.

For better control over processing the XML document returned in the `xml_output` parameter, you can use the XMLPARSE function available with Db2 pureXML®.

Example

The following XPath expression selects the value for the Data Server Product Version key from an XML output document:

```
/plist/dict/key[.='Data Server Product Version']following-sibling::string[1]
```

The procedure returns the string `8.1.0.356` in the `xml_output` parameter. Therefore, the procedure call returns a single value rather than an XML document.

XML message documents

When a common SQL API stored procedure encounters an internal processing error or invalid parameter, the data server returns a SQLCODE and the corresponding SQL message to the caller. When this occurs, the procedure returns an XML message document in the `xml_message` parameter that contains more detailed information about the warning situation.

The XML message document has the following general structure:

```
<?xml version="1.0" encoding="UTF-8"?>
<plist version="1.0">
  <dict>
    <key>Document Type Name</key><string>Data Server Message</string>
    <key>Document Type Major Version</key><integer>1</integer>
    <key>Document Type Minor Version</key><integer>0</integer>
    <key>Data Server Product Name</key><string>QDB2/AIX64</string>
    <key>Data Server Product Version</key><string>9.5.0.3</string>
    <key>Data Server Major Version</key><integer>9</integer>
    <key>Data Server Minor Version</key><integer>5</integer>
    <key>Data Server Platform</key><string>AIX 64BIT</string>
    <key>Document Locale</key><string>en_US</string>
    <key>Short Message Text</key>
    <dict>
      <key>Value</key><string>
        <!-- Additional description of warning appears here. --></string>
      <key>Hint</key><string></string>
    </dict>
  </dict>
</plist>
```

XML message documents are generated in UTF-8 and contain English characters only.

Example

In the following example, a call to the GET_MESSAGE procedure results in an SQL warning:

```
db2 "CALL SYSPROC.GET_MESSAGE(NULL,NULL,'en_US',NULL,NULL,?,?)"
```

```
SQL20458W The procedure "SYSPROC.GET_MESSAGE" has encountered
an internal parameter processing error in parameter "3".
The value for parameter "7" contains further information about
the error. SQLSTATE=01H54
```

The XML document that is returned in parameter 7 (*xml_message*) contains the following content:

```
<?xml version="1.0" encoding="UTF-8"?>
<plist version="1.0">
  <dict>
    <key>Document Type Name</key><string>Data Server Message</string>
    <key>Document Type Major Version</key><integer>1</integer>
    <key>Document Type Minor Version</key><integer>0</integer>
    <key>Data Server Product Name</key><string>QDB2/AIX64</string>
    <key>Data Server Product Version</key><string>9.5.0.3</string>
    <key>Data Server Major Version</key><integer>9</integer>
    <key>Data Server Minor Version</key><integer>5</integer>
    <key>Data Server Platform</key><string>AIX 64BIT</string>
    <key>Document Locale</key><string>en_US</string>
    <key>Short Message Text</key>
    <dict>
      <key>Value</key><string>If parameters 1 and 2 are set to NULL, all
        other input parameters must be set to NULL as well, but the value
        of parameter "3" is not NULL. </string>
      <key>Hint</key><string></string>
    </dict>
  </dict>
</plist>
```

The value for the Short Message Text key provides additional information about the warning.

CANCEL_WORK procedure - Cancel work

The CANCEL_WORK stored procedure cancels either a specific activity (for example, a SQL statement), or all activity for a connected application.

To cancel a specific activity, you pass in the application handle, unit of work ID, and activity ID for the activity that you want to cancel. To cancel all activity for a connected application, you pass in the application handle. Any changes associated with the canceled activity are rolled back.

Syntax

```
► CANCEL_WORK ( — major_version — , — minor_version — , — requested_locale — , —  
    ► xml_input — , — xml_filter — , — xml_output — , — xml_message — ) ◄
```

The schema is SYSPROC.

Procedure parameters

major_version

An input and output argument of type INTEGER that indicates the major document version. On input, this argument indicates the major document version that the caller supports for the XML documents passed as parameters in the procedure (see the parameter descriptions for *xml_input*, *xml_output*, and *xml_message*). The procedure processes all XML documents in the specified version, or returns an error (+20458) if the version is not valid. On output, this parameter specifies the highest major document version that is supported by the procedure. To determine the highest supported document version, specify NULL for this input parameter and all other required parameters.

Supported versions: 1

minor_version

An input and output argument of type INTEGER that indicates the minor document version. On input, this argument specifies the minor document version that the caller supports for the XML documents passed as parameters for this procedure (see the parameter descriptions for *xml_input*, *xml_output*, and *xml_message*). The procedure processes all XML documents in the specified version, or returns an error if the version is not valid. On output, this parameter indicates the highest minor document version that is supported for the highest supported major version. To determine the highest supported document version, specify NULL for this input parameter and all other required parameters.

Supported versions: 0

requested_locale

An input argument of type VARCHAR(33) that specifies a locale. If the specified language is supported on the server, translated content is returned in the *xml_output* and *xml_message* parameters. Otherwise, content is returned in the default language. Only the language and possibly the territory information is used from the locale. The locale is not used to format numbers or influence the document encoding. For example, key names and values are not translated. The only translated portion of the XML output and XML message documents are the text for hint, display name, and display unit of each entry. The caller should always compare the requested language to the language that is used in the XML output document (see the document locale entry in the XML output document).

Currently, the only supported value for *requested_locale* is en_US.

xml_input

An input argument of type BLOB(32MB) that specifies an XML input document (encoded in UTF-8) that contains input values for the procedure.

For this procedure, the XML input document must specify an application handle. If you want to cancel a specific activity, the XML input document must also specify optional parameters that identify a unit of work ID and an activity ID. A complete XML input document for this stored procedure looks something like the following document:

```
<?xml version="1.0" encoding="UTF-8"?>
<plist version="1.0">
  <dict>
    <key>Document Type Name</key><string>Data Server Cancel Work Input</string>
    <key>Document Type Major Version</key><integer>1</integer>
    <key>Document Type Minor Version</key><integer>0</integer>
    <key>Required Parameters</key>
    <dict>
      <key>Application Handle</key>
      <dict>
        <key>Display name</key><string>Application Handle</string>
        <key>Value</key><integer>10</integer>
        <key>Hint</key>
        <string>
          Numeric value equivalent to the application handle to be cancelled
        </string>
      </dict>
    </dict>
    <key>Optional Parameters</key>
    <dict>
      <key>Unit Of Work Id</key>
      <dict>
        <key>Display Name</key><string>Unit Of Work Id</string>
        <key>Value</key><integer>20</integer>
        <key>Hint</key>
        <string>
          Numeric value that specifies the unit of work id of the activity
          that is to be cancelled
        </string>
      </dict>
      <key>Activity Id</key>
      <dict>
        <key>Display Name</key><string>Activity Id</string>
        <key>Value</key><integer>10</integer>
        <key>Hint</key>
        <string>
          Numeric value equivalent to the activity id to be cancelled
        </string>
      </dict>
    </dict>
  </dict>
</plist>
```

If you specify the application handle of the application where the stored procedure is running, the procedure returns a warning (SQL20458).

xml_filter

An input argument of type BLOB(4K) that specifies a valid XPath query string. Use a filter when you want to retrieve a single value from an XML output document. For more information, see the topic that describes XPath filtering.

The following example selects the value for the Data Server Product Version from the XML output document: `/plist/dict/key[.='Data Server Product Version']/following-sibling::string`. If the key is not followed by the specified sibling, an error is returned.

xml_output

An output parameter of type BLOB(32MB) that returns a complete XML output document in UTF-8. If a filter is specified, this parameter returns a string value. If the stored procedure is unable to return a complete output document (for example, if a processing error occurs that results in an SQL warning or error), this parameter is set to NULL.

The XML output is determined by the values that you specify for *major_version* and *minor_version*:

Major version	Minor version	xml_output value
NULL	NULL	NULL
1	0	The status of the activity that the procedure attempted to cancel.

When the procedure operates in *complete mode*, this parameter returns an XML document that you can modify and pass back to the procedure as the *xml_input* parameter. This approach provides a programmatic way to create valid XML input documents. For more information, see the topic about complete mode.

xml_message

An output parameter of type BLOB(64K) that returns a complete XML output document of type Data Server Message in UTF-8 that provides detailed information about a SQL warning condition. This document is returned when a call to the procedure results in a SQL warning, and the warning message indicates that additional information is returned in the XML message output document. If the warning message does not indicate that additional information is returned, then this parameter is set to NULL.

Authorization

One of the following authorities is required to execute the routine:

- EXECUTE privilege on the routine
- DATAACCESS authority
- DBADM authority
- SQLADM authority

Default PUBLIC privilege

In a non-restrictive database, EXECUTE privilege is granted to PUBLIC when the procedure is automatically created.

Example

Example 1: Return the highest supported version of the procedure.

```
db2 "call sysproc.cancel_work(null,null,null,null,null,?,?)"
```

The following is an example of output from this query:

```
Value of output parameters
-----
Parameter Name : MAJOR_VERSION
Parameter Value : 1

Parameter Name : MINOR_VERSION
Parameter Value : 0

Parameter Name : XML_OUTPUT
Parameter Value : -

Parameter Name : XML_MESSAGE
```

Parameter Value : -

Return Status = 0

Example 2: Cancel a specific activity.

```
db2 "call sysproc.cancel_work(1,0,'en_US',blob(
<?xml version="1.0" encoding="UTF-8"?>
<plist version="1.0">
<dict>
  <key>Document Type Name</key><string>Data Server Cancel Work Input</string>
  <key>Document Type Major Version</key><integer>1</integer>
  <key>Document Type Minor Version</key><integer>0</integer>
  <key>Required Parameters</key>
  <dict>
    <key>Application Handle</key>
    <dict>
      <key>Display name</key><string>Application Handle</string>
      <key>Value</key><integer>1</integer>
      <key>Hint</key>
      <string>
        Numeric value equivalent to the application handle to be cancelled
      </string>
    </dict>
  </dict>
  <key>Optional Parameters</key>
  <dict>
    <key>Unit Of Work Id</key>
    <dict>
      <key>Display Name</key><string>Unit Of Work Id</string>
      <key>Value</key><integer>2</integer>
      <key>Hint</key>
      <string>
        Numeric value that specifies the unit of work id of the activity
        that is to be cancelled
      </string>
    </dict>
    <key>Activity Id</key>
    <dict>
      <key>Display Name</key><string>Activity Id</string>
      <key>Value</key><integer>3</integer>
      <key>Hint</key>
      <string>
        Numeric value equivalent to the activity id to be cancelled
      </string>
    </dict>
  </dict>
</dict>
</plist> ) ,null,?,?)"
```

The following is an example of output from this query:

```
Value of output parameters
-----
Parameter Name : MAJOR_VERSION
Parameter Value : 1

Parameter Name : MINOR_VERSION
Parameter Value : 0

Parameter Name : XML_OUTPUT
Parameter Value : x'3C3F78...'

Parameter Name : XML_MESSAGE
Parameter Value : -

Return Status = 0
```

If the CANCEL_WORK procedure is able to cancel the activity, the XML output document contains the following content:

```
<?xml version="1.0" encoding="UTF-8"?>
<plist version="1.0">
<dict><key>Document Type Name</key><string>Data Server Cancel Work Output</string>
  <key>Document Type Major Version</key><integer>1</integer>
  <key>Document Type Minor Version</key><integer>0</integer>
  <key>Data Server Product Name</key><string>QDB2/AIX64</string>
```



```

<key>Data Server Product Version</key><string>9.7.0.0</string>
<key>Data Server Major Version</key><integer>9</integer>
<key>Data Server Minor Version</key><integer>7</integer>
<key>Data Server Platform</key><string>AIX 64BIT</string>
<key>Document Locale</key><string>en_US</string>
<key>Successful Cancel Work Message</key>
<dict>
  <key>Display Name</key><string>Successful Cancel Work Message</string>
  <key>Value</key><string>The activity has been cancelled successfully</string>
  <key>Hint</key><string></string>
</dict>
</dict>
</plist>

```

Example 2: Cancel the application.

```

db2 "call sysproc.cancel_work(1,0,'en_US,blob(
<?xml version="1.0" encoding="UTF-8"?>
<plist version="1.0">
<dict>
  <key>Document Type Name</key><string>Data Server Cancel Work Input</string>
  <key>Document Type Major Version</key><integer>1</integer>
  <key>Document Type Minor Version</key><integer>0</integer>
  <key>Required Parameters</key>
  <dict>
    <key>Application Handle</key>
    <dict>
      <key>Display name</key><string>Application Handle</string>
      <key>Value</key><integer>101</integer>
      <key>Hint</key>
      <string>
        Numeric value equivalent to the application handle to be cancelled
      </string>
    </dict>
  </dict>
</dict>
</plist> ),null,?,?)"

```

The following is an example of output from this query:

```

Value of output parameters
-----
Parameter Name : MAJOR_VERSION
Parameter Value : 1

Parameter Name : MINOR_VERSION
Parameter Value : 0

Parameter Name : XML_OUTPUT
Parameter Value : x'3C3F78...'

Parameter Name : XML_MESSAGE
Parameter Value : -

Return Status = 0

```

If the CANCEL_WORK procedure is able to cancel the application, the XML output document contains the following content:

```

<?xml version="1.0" encoding="UTF-8"?>
<plist version="1.0">
<dict>
  <key>Document Type Name</key><string>Data Server Cancel Work Output</string>
  <key>Document Type Major Version</key><integer>1</integer>
  <key>Document Type Minor Version</key><integer>0</integer>
  <key>Data Server Product Name</key><string>QDB2/AIX64</string>
  <key>Data Server Product Version</key><string>9.7.0.0</string>
  <key>Data Server Major Version</key><integer>9</integer>
  <key>Data Server Minor Version</key><integer>7</integer>
  <key>Data Server Platform</key><string>AIX 64BIT</string>
  <key>Document Locale</key><string>en_US</string>
  <key>Successful Cancel Work Message</key>
  <dict>
    <key>Display Name</key><string>Successful Cancel Work Message</string>
    <key>Value</key>
    <string>The application has been cancelled successfully</string>
    <key>Hint</key><string></string>
  </dict>
</dict>
</plist>

```

```

    </dict>
  </dict>
</plist>

```

Example 3: Specify a filter to return the value of a successful cancel work message.

```

db2 "call sysproc.cancel_work(1,0,'en_US,blob(
<?xml version="1.0" encoding="UTF-8"?>
<plist version="1.0">
<dict>
  <key>Document Type Name</key><string>Data Server Cancel Work Input</string>
  <key>Document Type Major Version</key><integer>1</integer>
  <key>Document Type Minor Version</key><integer>0</integer>
  <key>Required Parameters</key>
  <dict>
    <key>Application Handle</key>
    <dict>
      <key>Display name</key><string>Application Handle</string>
      <key>Value</key><integer>101</integer>
      <key>Hint</key>
      <string>
        Numeric value equivalent to the application handle to be cancelled
      </string>
    </dict>
  </dict>
</plist> ),blob('/plist/dict/key[.="Successful Cancel Work Message"]
/following-sibling::dict[1]/key[.="Value"]
/following-sibling::string[1]'),?,?)"

```

The following is an example of output from this query:

```

Value of output parameters
-----
Parameter Name : MAJOR_VERSION
Parameter Value : 1

Parameter Name : MINOR_VERSION
Parameter Value : 0

Parameter Name : XML_OUTPUT
Parameter Value : x'3C3F78...'

Parameter Name : XML_MESSAGE
Parameter Value : -

Return Status = 0

```

The following value is returned for *xml_output*:

```
"The application has been cancelled successfully"
```

DESIGN_ADVISOR - retrieve design advisor recommendations

The DESIGN_ADVISOR procedure retrieves design advisor recommendations from a database server.

Syntax

```

►► DESIGN_ADVISOR ( — major_version — , — minor_version — , — requested_locale — ►►
    ► — , — xml_input — , — xml_filter — , — xml_output — , — xml_message — ) ►►

```

The schema is SYSPROC.

Procedure parameters

major_version

An input and output argument of type INTEGER that indicates the major document version. On input, this argument indicates the major document version that the caller supports for the XML documents passed as parameters in the procedure (see the parameter descriptions for *xml_input*, *xml_output*,

and *xml_message*). The procedure processes all XML documents in the specified version, or returns an error (+20458) if the version is not valid. On output, this parameter specifies the highest major document version that is supported by the procedure. To determine the highest supported document version, specify NULL for this input parameter and all other required parameters.

If the *xml_input* parameter specifies a Document Type Major Version key and the *major_version* parameter is not NULL, then the *major_version* parameter takes precedence.

Supported versions: 1

minor_version

An input and output argument of type INTEGER that indicates the minor document version. On input, this argument specifies the minor document version that the caller supports for the XML documents passed as parameters for this procedure (see the parameter descriptions for *xml_input*, *xml_output*, and *xml_message*). The procedure processes all XML documents in the specified version, or returns an error if the version is not valid. On output, this parameter indicates the highest minor document version that is supported for the highest supported major version. To determine the highest supported document version, specify NULL for this input parameter and all other required parameters.

If the *xml_input* parameter specifies a Document Type Minor Version key and the *minor_version* parameter is not NULL, then the *minor_version* parameter takes precedence.

Supported versions: 0

requested_locale

An input argument of type VARCHAR(33) that specifies a locale. If the specified language is supported on the server, translated content is returned in the *xml_output* and *xml_message* parameters. Otherwise, content is returned in the default language. Only the language, and possibly the territory information, is used from the locale. The locale is not used to format numbers or influence the document encoding. For example, key names and values are not translated. The only translated portion of the XML output and XML message documents is the error message text. The caller should always compare the requested language to the language that is used in the XML output document (see the document locale entry in the XML output document).

Currently, the only supported value for *requested_locale* is en_US.

xml_input

An input argument of type BLOB(32M) that specifies a PLIST XML input string.

xml_filter

An input argument of type BLOB(4K). This parameter is reserved for future use.

xml_output

An output parameter of type BLOB(12K) that returns a PLIST XML output string.

xml_message

An output parameter of type BLOB(64K) that returns a complete XML output document of type Data Server Message, in UTF-8 encoding. This document provides detailed information about an SQL warning condition.

Authorization

- Read access to the database.
- Read and write access to the explain tables of the currently connected schema or the SYSTOOLS schema.
- If materialized query tables (MQTs) are used, you must have CREATE TABLE authorization, and read and write access to the MQTs
- EXECUTE privilege on the DESIGN_ADVISOR function.

Default PUBLIC privilege

In a non-restrictive database, EXECUTE privilege is granted to PUBLIC when the procedure is automatically created.

Information returned

This information is always returned unless an error is generated.

Column name	Data type	Description
SCHEMA	VARCHAR(128)	Schema name of the object or the proposed object to which this recommendation applies.
NAME	VARCHAR(128)	Name of the object or the proposed object to which this recommendation applies.
EXISTS	CHAR(1)	Indicates that the object exists.
RECOMMENDATION	VARCHAR(8)	Indicates the recommendation type. Valid values are: <ul style="list-style-type: none">• M for MQT• P for database partitioning• C for MDC• I for index• D if the object is not used by the given workload and can be considered for deletion. The result can be any combination of these values. For example "MC" indicates that the table is recommended as an MQT and an MDC table.
BENEFIT	DOUBLE	Estimated benefit, in timerons, of the proposed object or modification to the proposed object of the query. For base tables or MQTs that have MDC or partitioning recommendations, this value is NULL.
OVERHEAD	DOUBLE	Estimated cost, in timerons, to maintain either the proposed object or the modification to the proposed object. Indexes are ranked with the formula $BENEFIT - OVERHEAD$. MQTs are ranked with $BENEFIT - (0.5 * OVERHEAD)$. For base tables or MQTs that have MDC or partitioning recommendations, this value is NULL.
STATEMENT_NO	INTEGER	Statement number referred to by this recommendation. Reflects the statement number in the ADVISE_WORKLOAD table. When a recommendation applies to multiple statements, only one row is returned for each statement.
DISKUSE	DOUBLE	Estimated size, in MB, of either the recommended object or the result of modifications to the current object on disk.

Usage notes

XML_INPUT options

Key name	Optional	Data type	Description
MAJOR_VERSION	Y	INTEGER	XML_OUTPUT schema major version supported by the client as input. If the procedure parameter of the same name is provided, it is used. Otherwise, this value is retrieved and required in XML_INPUT.
MINOR_VERSION	Y	INTEGER	XML_OUTPUT schema minor version supported by the client as input. If the procedure parameter of the same name is provided, it is used. Otherwise, this value is retrieved and required in XML_INPUT.
REQUESTED_LOCALE	Y	STRING	If the locale is supported at the server, the error messages are returned in the requested locale. If the locale is unsupported or invalid, the data is returned in the default locale of the server. If the procedure parameter of the same name is provided, it is used. Otherwise, this value is retrieved and required in XML_INPUT.
CMD_OPTIONS	N	STRING	List of arguments as accepted by the db2adv command. See the "Usage notes" section for a list of differences between the command-line parameters accepted by the db2adv command and this procedure.
USER_TEMP_TSPACE	Y	STRING	The name of a USER TEMPORARY TABLESPACE where a declared global temporary table (DGTT) can be created to hold the result set. If no name is provided, fenced process memory is used instead. The supplied table space must exist, be writeable by the caller, and have enough space for the entire result set. The DGTT exists and uses system resources until the application disconnects. Contents are deleted each time to save space and because the output is non-deterministic.

Note: Special characters like "&", "<", ">", "'" (single quotation mark), and "\"" (double quotation mark) can be specified by their corresponding HTML entities of "&";", "<";", ">";", "'";", and """;".

XML_OUTPUT description

The XML_OUTPUT document is always returned in a UTF-8 code page. Code page conversion is done for database identifiers, objects, and other possible non-UTF-8 characters. Special characters (see XML_INPUT options for a list) are translated as well.

<i>Table 55. XML_OUTPUT description</i>		
Key name	Data type	Description
Document Type Name	STRING	Always returns the string "Data Server Message Output"
MAJOR_VERSION	INTEGER	Document version. Currently, the only return value is 1.
MINOR_VERSION	INTEGER	Document sub-version. Currently, the only return value is 0.
NUM_OUTPUT_ROWS	INTEGER	Number of rows returned in the result set.
ADVISE_START_TIME	STRING	Timestamp when the advisor began working. Equivalent to the ADVISE_INSTANCE.START_TIME column.
WORKLOAD_NAME	STRING	Name of the workload used by the advisor. Equivalent to the ADVISE_WORKLOAD.WORKLOAD_NAME column.
ADVISE_SCHEMA	STRING	Name of the explain/advisor table schema. This schema is used to read from and write to the ADVISE_WORKLOAD, ADVISE_INSTANCE and other explain/advisor tables.
TOTAL_DISK	STRING	Total initial disk space, in MB, needed if all recommended objects are to be created.
TOTAL_DISK_UPPER_BOUND	INTEGER	Upper bound limit for total disk space used when evaluating solution options, in MB.
ORIG_TOTAL_COST	STRING	Total cost, in timerons, without recommendations.
NEW_TOTAL_COST	STRING	Total cost, in timerons, with recommendations.
NUM_SOLUTIONS_EVAL	INTEGER	Number of solutions considered and evaluated by the advisor.

Difference between db2advls command-line parameters and DESIGN_ADVISOR

These options are not allowed because only the current database connection is being used by the procedure:

-[db|d]

The database name. The current database connection is used.

-[user|a]

The username to connect with (and optionally, the user password). In DESIGN_ADVISOR, this option is replaced by the SESSION_USER special register.

-[password|x]

This parameter indicates that the password is read from the standard input. It is not used in DESIGN_ADVISOR.

For file and directory locations, supply absolute path names whenever possible, to ensure a consistent behavior on different database server installations. Files and directories need to be readable (-file) or writeable (-script) by the fenced user ID on Linux/UNIX, or the DB2USERS group on Windows.

When the command-line options **-file** or **-script** are used, the statements are inserted into the ADVISE_WORKLOAD table for later reference with a unique workload name.

Clarification of the different schemas used by db2adviz

Explain/advisor table schema name

The explain/advisor table schema name used by the DESIGN_ADVISOR procedure is defined by the CURRENT_USER special register. This special register defaults to the currently connected user. If the explain/advisor tables are not found through the user ID defined in the previous two options, then the SYSTOOLS schema is used.

Recommended objects schema name

The schema name for recommended objects is optionally defined using the **-[schema|n]** command-line option. If no name is provided, the value of the SESSION_USER special register is used by default.

Default workload schema name

The schema name for the default workload is optionally defined using the **-q** command-line option. If no name is provided, the value of the SESSION_USER special register is used by default.

Examples

Example 1: An example of an XML_INPUT:

```
<?xml version="1.0" encoding="UTF-8"?>
<plist version="1.0">
<dict>
<key>MAJOR_VERSION</key><integer>1</integer>
<key>MINOR_VERSION</key><integer>0</integer>
<key>REQUESTED_LOCALE</key><string>en_US</string>
<key>CMD_OPTIONS</key><string>-w "workload 1" -t 5</string>
<key>USER_TEMP_TSPACE</key><string>MY_TEMP_TS</string>
</dict>
</plist>
```

Example 2: An example of an XML_OUTPUT:

```
<?xml version="1.0" encoding="UTF-8"?>
<plist version="1.0">
<dict>
<key>Document Type Name</key><string>Data Server Message Output</string>
<key>MAJOR_VERSION</key><integer>1</integer>
<key>MINOR_VERSION</key><integer>0</integer>
<key>NUM_OUTPUT_ROWS</key><integer>1</integer>
<key>NUM_RESULT_SETS</key><integer>1</integer>
<key>ADVISE_START_TIME</key><string>2011-03-10-14.22.51.707742</string>
<key>WORKLOAD_NAME</key><string>MYWORKLOAD</string>
<key>ADVISE_SCHEMA</key><string>MYSCHEMA</string>
<key>TOTAL_DISK</key><string>0.0762</string>
<key>TOTAL_DISK_UPPER_BOUND</key><string>33.3203</string>
<key>ORIG_TOTAL_COST</key><string>28434.0000</string>
<key>NEW_TOTAL_COST</key><string>11108.0000</string>
<key>NUM_SOLUTIONS_EVAL</key><integer>31</integer>
</dict>
</plist>
```

Example 3: An example of an XML_MESSAGE:

```
<?xml version="1.0" encoding="UTF-8"?>
<plist version="1.0">
<dict>
<key>db21uw20458E</key><string>SQLCODE: 20458, SQLSTATE: 01H54 ,
<![CDATA[SQL20458W The procedure "SYSPROC.DESIGN_ADVISOR" has
encountered an internal parameter processing error in parameter "4".
The value for parameter "7" contains further information about
the error.]]>(Extra message: <![CDATA[Error: Unsupported major
version.]]></string>
</dict>
</plist>
```

Example 4: A full initialization and procedure call, with the resulting XML outputs.

Initializing the workload:

```
db2 "INSERT INTO ADVISE_WORKLOAD values('workload 1', 0,
'SELECT COUNT(*) FROM EMPLOYEE', '', 100, 0, 0, 0, 0, '')"
```


GET_CONFIG procedure - Get configuration data

The GET_CONFIG stored procedure retrieves the database configuration, database manager configuration, and registry variables that are set for a particular instance.

In a partitioned database environment, this procedure retrieves database configuration and registry variable settings from all partitions.

Syntax

```
► GET_CONFIG ( — major_version — , — minor_version — , — requested_locale — , ►  
    ► — xml_input — , — xml_filter — , — xml_output — , — xml_message — ) ►
```

The schema is SYSPROC.

Procedure parameters

major_version

An input and output argument of type INTEGER that indicates the major document version. On input, this argument indicates the major document version that the caller supports for the XML documents passed as parameters in the procedure (see the parameter descriptions for *xml_input*, *xml_output*, and *xml_message*). The procedure processes all XML documents in the specified version, or returns an error (+20458) if the version is not valid. On output, this parameter specifies the highest major document version that is supported by the procedure. To determine the highest supported document version, specify NULL for this input parameter and all other required parameters.

Supported versions: 1 and 2

minor_version

An input and output argument of type INTEGER that indicates the minor document version. On input, this argument specifies the minor document version that the caller supports for the XML documents passed as parameters for this procedure (see the parameter descriptions for *xml_input*, *xml_output*, and *xml_message*). The procedure processes all XML documents in the specified version, or returns an error if the version is not valid. On output, this parameter indicates the highest minor document version that is supported for the highest supported major version. To determine the highest supported document version, specify NULL for this input parameter and all other required parameters.

Supported versions: 0

requested_locale

An input argument of type VARCHAR(33) that specifies a locale. If the specified language is supported on the server, translated content is returned in the *xml_output* and *xml_message* parameters. Otherwise, content is returned in the default language. Only the language and possibly the territory information is used from the locale. The locale is not used to format numbers or influence the document encoding. For example, key names and values are not translated. The only translated portion of the XML output and XML message documents are the text for hint, display name, and display unit of each entry. The caller should always compare the requested language to the language that is used in the XML output document (see the document locale entry in the XML output document).

Currently, the only supported value for *requested_locale* is en_US.

xml_input

Currently, this procedure accepts no input. You must specify NULL for this parameter, or an error (+20458) is raised to indicate that the input is not valid.

xml_filter

An input argument of type BLOB(4K) that specifies a valid XPath query string. Use a filter when you want to retrieve a single value from an XML output document. For more information, see the topic that describes XPath filtering.

The following example selects the value for the data server product version from the XML output document: `/plist/dict/key[.='Data Server Product Version']/following-sibling::string`. If the key is not followed by the specified sibling, an error is returned.

xml_output

An output parameter of type BLOB(32MB) that returns a complete XML output document in UTF-8. If a filter is specified, this parameter returns a string value. If the stored procedure is unable to return a complete output document (for example, if a processing error occurs that results in an SQL warning or error), this parameter is set to NULL.

The XML output is determined by the values that you specify for *major_version* and *minor_version*:

Major version	Minor version	<i>xml_output</i> value
NULL	NULL	NULL
1	0	Database manager and database configuration parameters and registry variables, including their values.
2	0	Database manager and database configuration parameters grouped into categories. For each parameter, indicates whether the parameter can be updated. Also returns registry variables and the values set for the instance.

When the procedure operates in *complete mode*, this parameter returns an XML document that you can modify and pass back to the procedure as the *xml_input* parameter. This approach provides a programmatic way to create valid XML input documents. For more information, see the topic about complete mode.

xml_message

An output parameter of type BLOB(64K) that returns a complete XML output document of type Data Server Message in UTF-8 that provides detailed information about a SQL warning condition. This document is returned when a call to the procedure results in a SQL warning, and the warning message indicates that additional information is returned in the XML message output document. If the warning message does not indicate that additional information is returned, then this parameter is set to NULL.

Authorization

One of the following authorities is required to execute the routine:

- EXECUTE privilege on the routine
- DATAACCESS authority
- DBADM authority
- SQLADM authority

Default PUBLIC privilege

In a non-restrictive database, EXECUTE privilege is granted to PUBLIC when the procedure is automatically created.

Example

Example 1: Return the latest version of the procedure.

```
db2 "call sysproc.get_config(null,null,null,null,null,?,?)"
```

The following is an example of output from this query:

```
Value of output parameters
-----
Parameter Name : MAJOR_VERSION
Parameter Value : 2
```

```

Parameter Name : MINOR_VERSION
Parameter Value : 0

Parameter Name : XML_OUTPUT
Parameter Value : -

Parameter Name : XML_MESSAGE
Parameter Value : -

Return Status = 0

```

Example 2: Return database and database manager configuration parameters, grouped into categories.

```
db2 "call sysproc.get_config(2,0,'en_US',null, null, ?,?)"
```

The following is an example of output from this query:

```

Value of output parameters
-----
Parameter Name : MAJOR_VERSION
Parameter Value : 2

Parameter Name : MINOR_VERSION
Parameter Value : 0

Parameter Name : XML_OUTPUT
Parameter Value : x'3C3F78.....'

Parameter Name : XML_MESSAGE
Parameter Value : -

Return Status = 0

```

The XML output document contains the following content:

```

<plist version="1.0">
<dict>
  <key>Document Type Name</key><string>Data Server Configuration Output</string>
  <key>Document Type Major Version</key><integer>2</integer>
  <key>Document Type Minor Version</key><integer>0</integer>
  <key>Data Server Product Name</key><string>QDB2/AIX64</string>
  <key>Data Server Product Version</key><string>9.7.0.0</string>
  <key>Data Server Major Version</key><integer>9</integer>
  <key>Data Server Minor Version</key><integer>7</integer>
  <key>Data Server Platform</key><string>AIX 64BIT</string>
  <key>Document Locale</key><string>en_US</string>
  <key>Database Manager Configuration Parameter Settings</key>
  <dict>
    <key>Display Name</key>
    <string>Database Manager Configuration Parameter Settings</string>
    <key>Application</key>
    <dict>
      <key>Display Name</key><string>Application</string>
      <key>agentpri</key>
      <dict>
        <key>Display Name</key><string>agentpri</string>
        <key>Parameter Value</key>
        <dict>
          <key>Display Name</key><string>Parameter Value</string>
          <key>Value</key><string>-1</string>
          <key>Updatable</key><string>No</string>
          <key>Hint</key><string></string>
        </dict>
      </dict>
    <key>Value Flags</key>
    <dict>
      <key>Display Name</key><string>Value Flags</string>
      <key>Value</key><string>NONE</string>
      <key>Updatable</key><string>No</string>
      <key>Hint</key><string></string>
    </dict>
    <key>Deferred Value</key>
    <dict>
      <key>Display Name</key><string>Deferred Value</string>
      <key>Value</key><string>-1</string>
      <key>Updatable</key><string>Yes</string>
      <key>Hint</key><string></string>
    </dict>
  </dict>
</dict>

```

```

    <key>Deferred Value Flags</key>
    <dict>
      <key>Display Name</key><string>Deferred Value Flags</string>
      <key>Value</key><string>INTEGER</string>
      <key>Updatable</key><string>Yes</string>
      <key>Hint</key><string></string>
    </dict>
    <key>Data Type</key>
    <dict>
      <key>Display Name</key><string>Data Type</string>
      <key>Value</key><string>NONE</string>
      <key>Hint</key><string></string>
    </dict>
    <key>Hint</key>
    <string>
    Specifies the priority given to an agent and other database manager
    instance processes and threads by the operating system scheduler.
    Consider rebinding applications after changing this parameter.
    </string>
  </dict>
  <key>Hint</key><string></string>
</dict>
<key>Administration</key>
.
.
<key>Communication</key>
.
.
<key>Diagnostics</key>
.
.
<key>Environment</key>
.
.
<key>Miscellaneous</key>
.
.
<key>Monitor</key>
.
.
<key>Parallel</key>
.
.
<key>Performance</key>
.
.
</dict>
<key>Database Partition</key>
<dict>
  <key>Display Name</key><string>Database Partition</string>
  <key>0</key>
  <dict>
    <key>Display Name</key><string>0</string>
    <key>Database Configuration Parameter Settings</key>
    <dict>
      <key>Display Name</key>
      <string>Database Configuration Parameter Settings</string>
      <key>Application</key>
      .
      .
      <key>Environment</key>
    </dict>
  <dict>
    <key>Display Name</key><string>Environment</string>
    <key>alt_collate</key>
    <dict>
      <key>Display Name</key><string>alt_collate</string>
      <key>Parameter Value</key>
      <dict>
        <key>Display Name</key><string>Parameter Value</string>
        <key>Value</key><string></string>
        <key>Updatable</key><string>No</string>
        <key>Hint</key><string></string>
      </dict>
    </dict>
  </dict>
</dict>

```

```

    </dict>
    <key>Value Flags</key>
    <dict>
      <key>Display Name</key><string>Value Flags</string>
      <key>Value</key><string>NONE</string>
      <key>Updatable</key><string>No</string>
      <key>Hint</key><string></string>
    </dict>
    <key>Deferred Value</key>
    <dict>
      <key>Display Name</key><string>Deferred Value</string>
      <key>Value</key><string></string>
      <key>Updatable</key><string>Yes</string>
      <key>Hint</key><string></string>
    </dict>
    <key>Deferred Value Flags</key>
    <dict>
      <key>Display Name</key><string>Deferred Value Flags</string>
      <key>Value</key><string>INTEGER</string>
      <key>Updatable</key><string>Yes</string>
      <key>Hint</key><string></string>
    </dict>
    <key>Data Type</key>
    <dict>
      <key>Display Name</key><string>Data Type</string>
      <key>Value</key><string>NONE</string>
      <key>Hint</key><string></string>
    </dict>
    <key>Hint</key>
    <string>
    Specifies the collating sequence to be used for Unicode tables in a
    non-Unicode database. Until this parameter is set, Unicode tables and
    routines cannot be created in a non-Unicode database. When set, this
    parameter cannot be changed or reset. Default [range] :
    Null [IDENTITY_16BIT].
    </string>
  </dict>
  .
  .
</dict>
<key>Logs</key>
.
.
<key>Maintenance</key>
.
.
<key>Performance</key>
.
.
<key>Recovery</key>
.
.
<key>Status</key>
.
.
</dict>
<key>Registry Variables Settings</key>
<dict>
  <key>Display Name</key><string>Registry Variables Settings</string>
  <key>DB2CODEPAGE</key>
  <dict>
    <key>Display Name</key><string>DB2CODEPAGE</string>
    <key>Parameter Value</key>
    <dict>
      <key>Display Name</key><string>Parameter Value</string>
      <key>Value</key><string>1208</string>
      <key>Hint</key><string></string>
    </dict>
    <key>Is Aggregate</key>
    <dict>
      <key>Display Name</key><string>Is Aggregate</string>
      <key>Value</key><integer>0</integer>
      <key>Hint</key><string></string>
    </dict>
    <key>Aggregate Name</key>
  </dict>

```

```

        <key>Display Name</key><string>Aggregate Name</string>
        <key>Value</key><string></string>
        <key>Hint</key><string></string>
    </dict>
    <key>Level</key>
    <dict>
        <key>Display Name</key><string>Level</string>
        <key>Value</key><string>I</string>
        <key>Hint</key><string></string>
    </dict>
    <key>Hint</key><string></string>
</dict>
.
.
</dict>
<key>Hint</key><string></string>
</dict>
</dict>
</plist>

```

Example 3: Return database and database manager configuration parameters.

```
db2 "call sysproc.get_config(1,0,'en_US',null, null, ?,?)"
```

The following is an example of output from this query:

```

Value of output parameters
-----
Parameter Name : MAJOR_VERSION
Parameter Value : 1

Parameter Name : MINOR_VERSION
Parameter Value : 0

Parameter Name : XML_OUTPUT
Parameter Value : x'3C3F78.....'

Parameter Name : XML_MESSAGE
Parameter Value : -

Return Status = 0

```

The XML output document contains content that is similar to example 2, but does not group the configuration parameters into categories.

Example 4: Call the procedure from a function.

```

EXEC SQL BEGIN DECLARE SECTION;
    sqlint16  getconfigMaj;
    sqlint16  getconfigMin;

    SQL TYPE IS BLOB(2M) xmlOutput;
    SQL TYPE IS BLOB(2K) xmlOutMessage;
EXEC SQL END DECLARE SECTION;
    getconfigMaj = 2;
    getconfigMin = 0;

    EXEC SQL CALL SYSPROC.GET_CONFIG(
        :getconfigMaj,
        :getconfigMin,
        'en_US',
        null,
        null,
        :xmlOutput,
        :xmlOutMessage );

```

GET_MESSAGE procedure - Get message text

The GET_MESSAGE procedure returns the short message text, long message text, and SQLSTATE for an SQLCODE.

Syntax

```
► GET_MESSAGE ( ( — major_version — , — minor_version — , — requested_locale — , ►  
    ► — xml_input — , — xml_filter — , — xml_output — , — xml_message — ) ►
```

The schema is SYSPROC.

Procedure parameters

major_version

An input and output argument of type INTEGER that indicates the major document version. On input, this argument indicates the major document version that the caller supports for the XML documents passed as parameters in the procedure (see the parameter descriptions for *xml_input*, *xml_output*, and *xml_message*). The procedure processes all XML documents in the specified version, or returns an error (+20458) if the version is not valid. On output, this parameter specifies the highest major document version that is supported by the procedure. To determine the highest supported document version, specify NULL for this input parameter and all other required parameters.

If the XML document in the *xml_input* parameter specifies a Document Type Major Version key, the value for that key must be equal to the value provided in the *major_version* parameter, or an error (+20458) is raised.

Supported versions: 1 and 2

minor_version

An input and output argument of type INTEGER that indicates the minor document version. On input, this argument specifies the minor document version that the caller supports for the XML documents passed as parameters for this procedure (see the parameter descriptions for *xml_input*, *xml_output*, and *xml_message*). The procedure processes all XML documents in the specified version, or returns an error if the version is not valid. On output, this parameter indicates the highest minor document version that is supported for the highest supported major version. To determine the highest supported document version, specify NULL for this input parameter and all other required parameters.

If the XML document in the *xml_input* parameter specifies a Document Type Minor Version key, the value for that key must be equal to the value provided in the *minor_version* parameter, or an error (+20458) is raised.

Supported versions: 0

requested_locale

An input argument of type VARCHAR(33) that specifies a locale. If the specified language is supported on the server, translated content is returned in the *xml_output* and *xml_message* parameters. Otherwise, content is returned in the default language. Only the language and possibly the territory information is used from the locale. The locale is not used to format numbers or influence the document encoding. For example, key names and values are not translated. The only translated portion of the XML output and XML message documents are the text for hint, display name, and display unit of each entry. The caller should always compare the requested language to the language that is used in the XML output document (see the document locale entry in the XML output document).

Currently, the only supported value for *requested_locale* is en_US.

xml_input

An input argument of type BLOB(32MB) that specifies an XML input document (encoded in UTF-8) that contains input values for the procedure.

For this procedure, the XML input document contains an SQLCODE and uses the following format:

```

<?xml version="1.0" encoding="UTF-8"?>
<plist version="1.0">
<dict>
  <key>Document Type Name</key><string>Data Server Message Input</string>
  <key>Required Parameters</key>
  <!-- Specify either SQLCODE or message identifier and message tokens
  for the key values below. -->
  <dict>
    <key>SQL Code</key><integer></integer>
    <key>Message Identifier</key><integer></integer>
    <key>Message Tokens</key><array><string>...</string></array>
  </dict>
  <key>Optional Parameters</key>
  <dict>
    <key>Message Token Delimiter<key><string>;</string>
  </key></key></dict>
</dict>
</plist>

```

xml_filter

An input argument of type BLOB(4K) that specifies a valid XPath query string. Use a filter when you want to retrieve a single value from an XML output document. For more information, see the topic that describes XPath filtering.

The following example selects the value for the SQLSTATE from the XML output document: `/plist/dict/key[.="SQLSTATE"]/following-sibling::dict[1]/key[.="Value"]/following-sibling::string[1]`. If the key is not followed by the specified sibling, an error is returned.

xml_output

An output parameter of type BLOB(32MB) that returns a complete XML output document in UTF-8. If a filter is specified, this parameter returns a string value. If the stored procedure is unable to return a complete output document (for example, if a processing error occurs that results in an SQL warning or error), this parameter is set to NULL.

The XML output is determined by the values that you specify for *major_version* and *minor_version*:

Major version	Minor version	xml_output value
NULL	NULL	NULL
1	0	Returns the short text message and SQLSTATE for the corresponding SQLCODE passed in <i>xml_input</i> .
2	0	Returns the short text message, long text message and SQLSTATE for the corresponding SQLCODE passed in <i>xml_input</i> .

When the procedure operates in *complete mode*, this parameter returns an XML document that you can modify and pass back to the procedure as the *xml_input* parameter. This approach provides a programmatic way to create valid XML input documents. For more information, see the topic about complete mode.

xml_message

An output parameter of type BLOB(64K) that returns a complete XML output document of type Data Server Message in UTF-8 that provides detailed information about a SQL warning condition. This document is returned when a call to the procedure results in a SQL warning, and the warning message indicates that additional information is returned in the XML message output document. If the warning message does not indicate that additional information is returned, then this parameter is set to NULL.

Authorization

One of the following authorities is required to execute the routine:

- EXECUTE privilege on the routine
- DATAACCESS authority
- DBADM authority

Default PUBLIC privilege

In a non-restrictive database, EXECUTE privilege is granted to PUBLIC when the procedure is automatically created.

Example

Example 1: Return the highest supported version of the procedure.

```
db2 "call sysproc.get_message(null,null,null,null,null,?,?)"
```

The following is an example of output from this query:

```
Value of output parameters
-----
Parameter Name : MAJOR_VERSION
Parameter Value : 2

Parameter Name : MINOR_VERSION
Parameter Value : 0

Parameter Name : XML_OUTPUT
Parameter Value : -

Parameter Name : XML_MESSAGE
Parameter Value : -

Return Status = 0
```

Example 2: Run a script called getmsglong.sql to return the short text message and long text message for SQL1034.

```
getmsglong.sql:

call sysproc.get_message(2,0, 'en_US', blob('
<?xml version="1.0" encoding="UTF-8"?>
<plist version="1.0">
<dict>
  <key>Document Type Name</key><string>Data Server Message Input</string>
  <key>Document Type Major Version</key><integer>2</integer>
  <key>Document Type Minor Version</key><integer>0</integer>
  <key>Required Parameters</key>
  <dict>
    <key>SQLCODE</key><string>SQL1034</string>
  </dict>
</dict>
</plist>'), null, ? , ?)@
```

The following is an example of output from this query:

```
Value of output parameters
-----
Parameter Name : MAJOR_VERSION
Parameter Value : 2

Parameter Name : MINOR_VERSION
Parameter Value : 0

Parameter Name : XML_OUTPUT
Parameter Value : x'3C3F786D6C20766572.....'

Parameter Name : XML_MESSAGE
Parameter Value : -

Return Status = 0
```

The output XML document contains the following content:

```
<plist version="1.0">
<dict>
  <key>Document Type Name</key>
  <string>Data Server Message Output</string>
  <key>Document Type Major Version</key>
  <integer>2</integer>
```

```

<key>Document Type Minor Version</key>
<integer>0</integer>
<key>Data Server Product Name</key>
<string>QDB2/AIX64</string>
<key>Data Server Product Version</key>
<string>9.7.0.0</string>
<key>Data Server Major Version</key>
<integer>9</integer>
<key>Data Server Minor Version</key>
<integer>7</integer>
<key>Data Server Platform</key>
<string>AIX 64BIT</string>
<key>Document Locale</key>
<string>en_US</string>
<key>Short Message Text</key>
<dict>
<key>Display Name</key><string>Short Message Text</string>
<key>Value</key>
<string>
SQL1034C The database is damaged. All applications processing the database
have been stopped.
</string>
<key>Hint</key><string></string>
</dict>
<key>SQLSTATE</key>
<dict>
<key>Display Name</key><string>SQLSTATE</string>
<key>Value</key><string> 58031</string>
<key>Hint</key><string></string>
</dict>
<key>Long Message Text</key>
<dict>
<key>Display Name</key><string>Long Message Text</string>
<key>Value</key>
<array>
<string>
SQL1034C The database is damaged. All applications
processing the
</string>
<string> database have been stopped.</string>
<string></string>
<string>Explanation: </string>
<string></string>
<string>
Damage has occurred to the database. It cannot be used until it is
</string>
<string>
recovered. All applications connected to the database have been
</string>
<string>
disconnected and all processes running applications on the
database have
</string>
<string>been stopped.</string>
<string></string>
<string>The command cannot be processed.</string>
<string></string>
<string>User response: </string>
<string></string>
<string>
Issue a RESTART DATABASE command to recover the database. If the RESTART
</string>
<string>
command consistently fails, you may want to restore the database from a
</string>
<string>
backup. In a partitioned database server environment, check the syslog
</string>
<string>
to find out if the RESTART command fails because of node or
</string>
<string>
communication failures before restoring the database from a backup. If
</string>
<string>
so, ensure the database manager is up and running and communication is
</string>
<string>
available among all the nodes, then resubmit the restart command.
</string>
<string></string>
<string>

```

```

If you encountered this error during roll-forward processing, you must
</string>
<string>
restore the database from a backup and perform roll-forward again.
</string>
<string></string>
<string>
Note that in a partitioned database environment, the RESTART database
</string>
<string>
command is run on a per-node basis. To ensure that the database is
</string>
<string>restarted on all nodes, use the command: </string>
<string></string>
<string>db2_all db2 restart database</string>
<string><database_name></string>
<string></string>
<string>
This command may have to be run several times to ensure that all
</string>
<string>in-doubt transactions have been resolved.</string>
<string></string>
<string>
If you are installing the sample database, drop it and install the
</string>
<string>sample database again.</string>
<string></string>
<string> sqlcode: -1034</string>
<string></string>
<string> sqlstate: 58031</string>
<string></string>
<string></string>
<string></string>
</array>
<key>Hint</key><string></string>
</dict>
</dict>
</plist>

```

Example 3: Run a script called `getmsgshort.sql` to return only the short text message for SQL1034.

```

getmsgshort.sql:
call sysproc.get_message(1,0,'en_US', blob('
<?xml version="1.0" encoding="UTF-8"?>
<plist version="1.0">
<dict>
  <key>Document Type Name</key><string>Data Server Message Input</string>
  <key>Document Type Major Version</key><integer>1</integer>
  <key>Document Type Minor Version</key><integer>0</integer>
  <key>Required Parameters</key>
  <dict>
    <key>SQLCODE</key><string>SQL1034</string>
  </dict>
</dict>
</plist>'), null, ? , ?)@

```

The following is an example of output from this query:

```

Value of output parameters
-----
Parameter Name : MAJOR_VERSION
Parameter Value : 2

Parameter Name : MINOR_VERSION
Parameter Value : 0

Parameter Name : XML_OUTPUT
Parameter Value : x'3C3F786D6C20766572.....'

Parameter Name : XML_MESSAGE
Parameter Value : -

Return Status = 0

SQL20460W The procedure "SYSPROC.GET_MESSAGE" supports a higher version, "2",
than the specified version, "1", for parameter "1".

```

The XML output document contains the following content:

```
<plist version="1.0">
<dict><key>Document Type Name</key><string>Data Server Message Output</string>
  <key>Document Type Major Version</key><integer>1</integer>
  <key>Document Type Minor Version</key><integer>0</integer>
  <key>Data Server Product Name</key><string>QDB2/AIX64</string>
  <key>Data Server Product Version</key><string>9.7.0.0</string>
  <key>Data Server Major Version</key><integer>9</integer>
  <key>Data Server Minor Version</key><integer>7</integer>
  <key>Data Server Platform</key><string>AIX 64BIT</string>
  <key>Document Locale</key><string>en_US</string>
  <key>Short Message Text</key>
  <dict>
    <key>Display Name</key><string>Short Message Text</string>
    <key>Value</key>
    <string>
      SQL1034C The database is damaged. All applications processing the database
      have been stopped.
    </string>
    <key>Hint</key><string></string>
  </dict>
  <key>SQLSTATE</key>
  <dict>
    <key>Display Name</key><string>SQLSTATE</string>
    <key>Value</key><string> 58031</string>
    <key>Hint</key><string></string>
  </dict>
</dict>
</plist>
```

Example 4: Specify a filter to return the SQLSTATE for SQL1034.

```
db2 "call sysproc.get_message(2,0, 'en_US', blob('
<plist version="1.0">
<dict>
  <key>Document Type Name</key>
  <string>Data Server Message Input</string>
  <key>Required Parameters</key>
  <dict>
    <key>SQLCODE</key><string>SQL1034</string>
  </dict>
</dict>
</plist>'),
blob('/plist/dict/key[.="SQLSTATE"]/following-sibling::dict[1]/
key[.="Value"]/following-sibling::string[1]'), ? , ?)"
```

The following is an example of output from this query:

```
Value of output parameters
-----
Parameter Name : MAJOR_VERSION
Parameter Value : 2

Parameter Name : MINOR_VERSION
Parameter Value : 0

Parameter Name : XML_OUTPUT
Parameter Value : x'203538303331'

Parameter Name : XML_MESSAGE
Parameter Value : -

Return Status = 0
```

The following value is returned for *xml_output*:

```
58031
```

Example 5: Call the procedure from a function.

```
EXEC SQL BEGIN DECLARE SECTION;
sqlint16 getMsgMaj;
sqlint16 getMsgMin;

SQL TYPE IS BLOB(2M) xmlOutput;
```

```

SQL TYPE IS BLOB(2K) xmlOutMessage;
EXEC SQL END DECLARE SECTION;
  getMsgMaj = 2;
  getMsgMin = 0;

EXEC SQL CALL SYSPROC.GET_MESSAGE(
  :getMsgMaj,
  :getMsgMin,
  'en_US',
  BLOB('
<?xml version="1.0" encoding="UTF-8"?>
<plist version="1.0">
<dict>
  <key>Document Type Name</key>
  <string>
Data Server Message Input
  </string>
  <key>Document Type Major Version</key><integer>2</integer>
  <key>Document Type Minor Version</key><integer>0</integer>
  <key>Required Parameters</key>
  <dict>
    <key>SQLCODE</key><string>SQL1034</string>
  </dict>
  </dict>
</plist>'),
  null,
  :xmlOutput,
  :xmlOutMessage );

```

GET_SYSTEM_INFO procedure - Get system information

The GET_SYSTEM_INFO procedure returns information about the data server, including information about the system, the current instance, installed data server products, environment variables, available CPUs, and other system information.

Syntax

```

➤ GET_SYSTEM_INFO ( — major_version — , — minor_version — , — requested_locale — →
  ► , — xml_input — , — xml_filter — , — xml_output — , — xml_message — ) ➤

```

The schema is SYSPROC.

Procedure parameters

major_version

An input and output argument of type INTEGER that indicates the major document version. On input, this argument indicates the major document version that the caller supports for the XML documents passed as parameters in the procedure (see the parameter descriptions for *xml_input*, *xml_output*, and *xml_message*). The procedure processes all XML documents in the specified version, or returns an error (+20458) if the version is not valid. On output, this parameter specifies the highest major document version that is supported by the procedure. To determine the highest supported document version, specify NULL for this input parameter and all other required parameters.

If the XML document in the *xml_input* parameter specifies a Document Type Major Version key, the value for that key must be equal to the value provided in the *major_version* parameter, or an error (+20458) is raised.

Supported versions: 1

minor_version

An input and output argument of type INTEGER that indicates the minor document version. On input, this argument specifies the minor document version that the caller supports for the XML documents passed as parameters for this procedure (see the parameter descriptions for *xml_input*, *xml_output*, and *xml_message*). The procedure processes all XML documents in the specified version, or returns an error if the version is not valid. On output, this parameter indicates the highest minor document version that is supported for the highest supported major version. To determine the highest supported document version, specify NULL for this input parameter and all other required parameters.

Supported versions: 0

requested_locale

An input argument of type VARCHAR(33) that specifies a locale. If the specified language is supported on the server, translated content is returned in the *xml_output* and *xml_message* parameters. Otherwise, content is returned in the default language. Only the language and possibly the territory information is used from the locale. The locale is not used to format numbers or influence the document encoding. For example, key names and values are not translated. The only translated portion of the XML output and XML message documents are the text for hint, display name, and display unit of each entry. The caller should always compare the requested language to the language that is used in the XML output document (see the document locale entry in the XML output document).

Currently, the only supported value for *requested_locale* is en_US.

xml_input

Currently, this procedure accepts no input. You must specify NULL for this parameter, or an error (+20458) is raised to indicate that the input is not valid.

xml_filter

An input argument of type BLOB(4K) that specifies a valid XPath query string. Use a filter when you want to retrieve a single value from an XML output document. For more information, see the topic that describes XPath filtering.

The following example selects the value for the Data Server Product Version from the XML output document: `/plist/dict/key[.='Data Server Product Version']/following-sibling::string`. If the key is not followed by the specified sibling, an error is returned.

xml_output

An output parameter of type BLOB(32MB) that returns a complete XML output document in UTF-8. If a filter is specified, this parameter returns a string value. If the stored procedure is unable to return a complete output document (for example, if a processing error occurs that results in an SQL warning or error), this parameter is set to NULL.

The XML output document contains instance information, including information about the fix pack level, release, system information, and environment variables.

xml_message

An output parameter of type BLOB(64K) that returns a complete XML output document of type Data Server Message in UTF-8 that provides detailed information about a SQL warning condition. This document is returned when a call to the procedure results in a SQL warning, and the warning message indicates that additional information is returned in the XML message output document. If the warning message does not indicate that additional information is returned, then this parameter is set to NULL.

Authorization

One of the following authorities is required to execute the routine:

- EXECUTE privilege on the routine
- DATAACCESS authority
- DBADM authority
- SQLADM authority

Default PUBLIC privilege

In a non-restrictive database, EXECUTE privilege is granted to PUBLIC when the procedure is automatically created.

Example

Example 1: Return the highest version of the procedure.

```
db2 "call sysproc.get_system_info(null,null,null,null,null,?,?)"
```

The following is an example of output from this query:

```
Value of output parameters
-----
Parameter Name : MAJOR_VERSION
Parameter Value : 1

Parameter Name : MINOR_VERSION
Parameter Value : 0

Parameter Name : XML_OUTPUT
Parameter Value : -

Parameter Name : XML_MESSAGE
Parameter Value : -

Return Status = 0
```

Example 2: Return system information.

```
db2 "call sysproc.get_system_info(1,0,'en_US',null,null,?,?)"
```

The following is an example of output from this query:

```
Value of output parameters
-----
Parameter Name : MAJOR_VERSION
Parameter Value : 1

Parameter Name : MINOR_VERSION
Parameter Value : 0

Parameter Name : XML_OUTPUT
Parameter Value : x'3C3F786D6C20766572.....

Parameter Name : XML_MESSAGE
Parameter Value : -

Return Status = 0
```

The XML output document contains something similar to the following content:

```
<plist version="1.0">
<dict><key>Document Type Name</key><string>Data Server System Output</string>
  <key>Document Type Major Version</key><integer>1</integer>
  <key>Document Type Minor Version</key><integer>0</integer>
  <key>Data Server Product Name</key><string>QDB2/AIX64</string>
  <key>Data Server Product Version</key><string>9.7.0.0</string>
  <key>Data Server Major Version</key><integer>9</integer>
  <key>Data Server Minor Version</key><integer>7</integer>
  <key>Data Server Platform</key><string>AIX 64BIT</string>
  <key>Document Locale</key><string>en_US</string>
  <key>Instance Information</key>
  <dict>
    <key>Display Name</key><string>Instance Information</string>
    <key>Instance Name</key>
    <dict>
      <key>Display Name</key><string>Instance Name</string>
      <key>Value</key><string>myinstance</string>
      <key>Hint</key><string></string>
    </dict>
    <key>Partitionable State</key>
    <dict>
      <key>Display Name</key><string>Partitionable State</string>
      <key>Value</key><integer>0</integer>
      <key>Hint</key><string></string>
    </dict>
    <key>Number of Database Partitions</key>
    <dict>
      <key>Display Name</key><string>Number of Database Partitions</string>
```

```

        <key>Value</key><integer>1</integer>
        <key>Hint</key><string></string>
    </dict>
    .
    .
</dict>
<key>Product Information</key>
<dict>
    <key>Display Name</key><string>Product Information</string>
    .
    .
    <key>DB2_ENTERPRISE_SERVER_EDITION</key>
    <dict>
        <key>Display Name</key><string>DB2_ENTERPRISE_SERVER_EDITION</string>
        <key>Product short name</key>
        <dict>
            <key>Display Name</key><string>Product short name</string>
            <key>Value</key><string>ESE</string>
            <key>Hint</key><string></string>
        </dict>
        <key>License</key>
        <dict>
            <key>Display Name</key><string>License</string>
            <key>Value</key><string>Y</string>
            <key>Hint</key><string></string>
        </dict>
        <key>Product Release</key>
        <dict>
            <key>Display Name</key><string>Product Release</string>
            <key>Value</key><string>9.7</string>
            <key>Hint</key><string></string>
        </dict>
        <key>License type</key>
        <dict>
            <key>Display Name</key><string>License type</string>
            <key>Value</key><string>DEVELOPER</string>
            <key>Hint</key><string></string>
        </dict>
        <key>Hint</key><string></string>
    </dict>
    .
    .
<key>Operating System Information</key>
<dict>
    <key>Display Name</key><string>Operating System Information</string>
    <key>Name</key>
    <dict>
        <key>Display Name</key><string>Name</string>
        <key>Value</key><string>AIX</string>
        <key>Hint</key><string></string>
    </dict>
    <key>Version</key>
    <dict>
        <key>Display Name</key><string>Version</string>
        <key>Value</key><string>5</string>
        <key>Hint</key><string></string>
    </dict>
    <key>Release</key>
    <dict>
        <key>Display Name</key><string>Release</string>
        <key>Value</key><string>3</string>
        <key>Hint</key><string></string>
    </dict>
    <key>Hostname</key>
    <dict>
        <key>Display Name</key><string>Hostname</string>
        <key>Value</key><string>achilles</string>
        <key>Hint</key><string></string>
    </dict>
    .
    .
</dict>
<key>Workload Management Configuration</key>
<dict>
    <key>Display Name</key><string>Workload Management Configuration</string>
    <key>Service Class Information</key>
    <dict>
        <key>Display Name</key><string>Service Class Information</string>

```



```

<key>1</key>
<dict>
  <key>Display Name</key><string>1</string>
  <key>Service Class Name</key>
  <dict>
    <key>Display Name</key><string>Service Class Name</string>
    <key>Value</key><string>SYSDEFAULTSYSTEMCLASS</string>
    <key>Hint</key><string></string>
  </dict>
</dict>
<key>Parent Identifier</key>
<dict>
  <key>Display Name</key><string>Parent Identifier</string>
  <key>Value</key><integer>0</integer>
  <key>Hint</key><string></string>
</dict>
<key>Parent Class Name</key>
<dict>
  <key>Display Name</key><string>Parent Class Name</string>
  <key>Value</key><string></string>
  <key>Hint</key><string></string>
</dict>
<key>Creation Time</key>
<dict>
  <key>Display Name</key><string>Creation Time</string>
  <key>Value</key><string>2008-04-21-15.14.32.956930</string>
  <key>Hint</key><string></string>
</dict>
<key>Alter Time</key>
<dict>
  <key>Display Name</key><string>Alter Time</string>
  <key>Value</key><string>2008-04-21-15.14.32.956930</string>
  <key>Hint</key><string></string>
</dict>
<key>Enabled</key>
<dict>
  <key>Display Name</key><string>Enabled</string>
  <key>Value</key><string>Y</string>
  <key>Hint</key><string></string>
</dict>
<key>Agent Priority</key>
<dict>
  <key>Display Name</key><string>Agent Priority</string>
  <key>Value</key><integer>-32768</integer>
  <key>Hint</key><string></string>
</dict>
<key>Prefetcher Priority</key>
<dict>
  <key>Display Name</key><string>Prefetcher Priority</string>
  <key>Value</key><string> </string>
  <key>Hint</key><string></string>
</dict>
.
.
.
</dict>
.
.
.
<key>Workload Information</key>
<dict>
  <key>Display Name</key><string>Workload Information</string>
  <key>1</key>
  <dict>
    <key>Display Name</key><string>1</string>
    <key>Workload Name</key>
    <dict>
      <key>Display Name</key><string>Workload Name</string>
      <key>Value</key><string>SYSDEFAULTUSERWORKLOAD</string>
      <key>Hint</key><string></string>
    </dict>
  </dict>
  <key>Evaluation Order</key>
  <dict>
    <key>Display Name</key><string>Evaluation Order</string>
    <key>Value</key><integer>1</integer>
    <key>Hint</key><string></string>
  </dict>
  <key>Creation Time</key>
  <dict>
    <key>Display Name</key><string>Creation Time</string>
    <key>Value</key><string>2008-04-21-15.14.32.955296</string>
    <key>Hint</key><string></string>
  </dict>
</dict>

```

```

</dict>
<key>Alter Time</key>
<dict>
  <key>Display Name</key><string>Alter Time</string>
  <key>Value</key><string>2008-04-21-15.14.32.955296</string>
  <key>Hint</key><string></string>
</dict>
<key>Enabled</key>
<dict>
  <key>Display Name</key><string>Enabled</string>
  <key>Value</key><string>Y</string>
  <key>Hint</key><string></string>
</dict>
<key>Allow Access</key>
<dict>
  <key>Display Name</key><string>Allow Access</string>
  <key>Value</key><string>Y</string>
  <key>Hint</key><string></string>
</dict>
<key>Service Class Name</key>
<dict>
  <key>Display Name</key><string>Service Class Name</string>
  <key>Value</key><string>SYSDEFAULTSUBCLASS</string>
  <key>Hint</key><string></string>
</dict>
<key>Parent Service Class Name</key>
<dict>
  <key>Display Name</key><string>Parent Service Class Name</string>
  <key>Value</key><string>SYSDEFAULTUSERCLASS</string>
  <key>Hint</key><string></string>
</dict>
.
.
</dict>
<key>Hint</key><string></string>
</dict>
</dict>
</dict></dict></dict></plist>

```

Example 3: Call the GET_SYSTEM_INFO procure and pass in an unsupported locale.

```
db2 "call sysproc. get_system_info(1,0,'ja_JP',null,null,?,?)"
```

The following is an example of output from this query:

```

Value of output parameters
-----
Parameter Name : MAJOR_VERSION
Parameter Value : 1

Parameter Name : MINOR_VERSION
Parameter Value : 0

Parameter Name : XML_OUTPUT
Parameter Value : x'3C3F786D6C20766572.....

Parameter Name : XML_MESSAGE
Parameter Value : -

Return Status = 0

```

SQL20461W The procedure "SYSPROC.GET_SYSTEM_INFO" returned output in the alternate locale, "en_US", instead of the locale, "ja_JP", specified in parameter "3". SQLSTATE=01H57

The XML output document will contain the same content that is shown for Example 2.

Example 4: Call the procedure from a function.

```

EXEC SQL BEGIN DECLARE SECTION;
sqlint16 getSysInfMaj;
sqlint16 getSysInfMin;

SQL TYPE IS BLOB(2M) xmlOutput;
SQL TYPE IS BLOB(2K) xmlOutMessage;
EXEC SQL END DECLARE SECTION;
getSysInfMaj = 1;

```

```

getSysInfMin = 0;

EXEC SQL CALL SYSPROC.GET_SYSTEM_INFO(
    :getSysInfMaj,
    :getSysInfMin,
    'en_US',
    null,
    null,
    :xmlOutput,
    :xmlOutMessage );

```

SET_CONFIG procedure - Set configuration parameters

The SET_CONFIG stored procedure updates the database and database manager configuration parameters that are returned by the GET_CONFIG procedure.

The SET_CONFIG procedure accepts an input XML document that contains configuration parameters and their values, uses this information to update the specified configuration parameters, and returns an output XML document that indicates the update status of each configuration parameter.

Syntax

```

► SET_CONFIG ( — major_version — , — minor_version — , — requested_locale — , — ►
    ► — xml_input — , — xml_filter — , — xml_output — , — xml_message — ) ◄◄

```

The schema is SYSPROC.

Procedure parameters

major_version

An input and output argument of type INTEGER that indicates the major document version. On input, this argument indicates the major document version that the caller supports for the XML documents passed as parameters in the procedure (see the parameter descriptions for *xml_input*, *xml_output*, and *xml_message*). The procedure processes all XML documents in the specified version, or returns an error (+20458) if the version is not valid. On output, this parameter specifies the highest major document version that is supported by the procedure. To determine the highest supported document version, specify NULL for this input parameter and all other required parameters.

If the XML document in the *xml_input* parameter specifies a Document Type Major Version key, the value for that key must be equal to the value provided in the *major_version* parameter, or an error (+20458) is raised.

Supported versions: 1

minor_version

An input and output argument of type INTEGER that indicates the minor document version. On input, this argument specifies the minor document version that the caller supports for the XML documents passed as parameters for this procedure (see the parameter descriptions for *xml_input*, *xml_output*, and *xml_message*). The procedure processes all XML documents in the specified version, or returns an error if the version is not valid. On output, this parameter indicates the highest minor document version that is supported for the highest supported major version. To determine the highest supported document version, specify NULL for this input parameter and all other required parameters.

If the XML document in the *xml_input* parameter specifies a Document Type Minor Version key, the value for that key must be equal to the value provided in the *minor_version* parameter, or an error (+20458) is raised.

Supported versions: 0

requested_locale

An input argument of type VARCHAR(33) that specifies a locale. If the specified language is supported on the server, translated content is returned in the *xml_output* and *xml_message* parameters. Otherwise, content is returned in the default language. Only the language and possibly the territory information is used from the locale. The locale is not used to format numbers or influence the

document encoding. For example, key names and values are not translated. The only translated portion of the XML output and XML message documents are the text for hint, display name, and display unit of each entry. The caller should always compare the requested language to the language that is used in the XML output document (see the document locale entry in the XML output document).

Currently, the only supported value for *requested_locale* is en_US.

xml_input

An input argument of type BLOB(32MB) that specifies an XML input document (encoded in UTF-8) that contains input values for the procedure.

For this procedure, the XML input document contains database and database manager configuration settings.

xml_filter

An input argument of type BLOB(4K) that specifies a valid XPath query string. Use a filter when you want to retrieve a single value from an XML output document. For more information, see the topic that describes XPath filtering.

The following example selects the value for a specific configuration parameter setting from the XML output document: `/plist/dict/key[.="Database Manager Configuration Parameter Settings"]/following-sibling::dict[1]/key[3]/following-sibling::dict[1]/dict[1]/key[.="Value"]/following-sibling::string[1]`. If the key is not followed by the specified sibling, an error is returned.

xml_output

An output parameter of type BLOB(32MB) that returns a complete XML output document in UTF-8. If a filter is specified, this parameter returns a string value. If the stored procedure is unable to return a complete output document (for example, if a processing error occurs that results in an SQL warning or error), this parameter is set to NULL.

When this procedure operates in *complete* mode, this parameter returns an XML document that contains the current configuration values set in the server. You can modify this document and pass it back to the procedure as the *xml_input* parameter. This approach provides a programmatic way to create valid XML input documents.

xml_message

An output parameter of type BLOB(64K) that returns a complete XML output document of type Data Server Message in UTF-8 that provides detailed information about a SQL warning condition. This document is returned when a call to the procedure results in a SQL warning, and the warning message indicates that additional information is returned in the XML message output document. If the warning message does not indicate that additional information is returned, then this parameter is set to NULL.

Authorization

One of the following authorities is required to execute the routine:

- EXECUTE privilege on the routine
- DATAACCESS authority
- DBADM authority
- SQLADM authority

Default PUBLIC privilege

In a non-restrictive database, EXECUTE privilege is granted to PUBLIC when the procedure is automatically created.

Example

Example 1: Return the latest version of the procedure.

```
db2 "call sysproc.set_config (null,null,null,null,null,?,?)"
```

The following is an example of output from this query:

```
Value of output parameters
-----
Parameter Name : MAJOR_VERSION
Parameter Value : 1

Parameter Name : MINOR_VERSION
Parameter Value : 0

Parameter Name : XML_OUTPUT
Parameter Value : -

Parameter Name : XML_MESSAGE
Parameter Value : -

Return Status = 0
```

Example 2: Run a script called `setconfig.sql` that updates a few database and database manager configuration parameters.

`setconfig.sql:`

```
call sysproc.set_config(1,0,'en_US',blob('
<?xml version="1.0" encoding="UTF-8"?>
<plist version="1.0">
<dict>
  <key>Document Type Name</key><string>Data Server Set Configuration Input</string>
  <key>Document Type Major Version</key><integer>1</integer>
  <key>Document Type Minor Version</key><integer>0</integer>
  <key>Document Locale</key><string>en_US</string>
  <key>Database Manager Configuration Parameter Settings</key>
  <dict>
    <key>diaglevel</key><dict><key>Parameter Value</key>
      <dict>
        <key>Value</key><string>4</string>
      </dict>
    </dict>
  <key>fcm_num_buffers</key>
  <dict>
    <key>Parameter Value</key>
    <dict>
      <key>Value</key><string>4096</string>
    </dict>
    <key>Value Flags</key>
    <dict>
      <key>Value</key><string>MANUAL</string>
    </dict>
  </dict>
  <key>instance_memory</key>
  <dict>
    <key>Deferred Value</key>
    <dict>
      <key>Value</key><string>7424</string>
    </dict>
    <key>Deferred Value Flags</key>
    <dict>
      <key>Value</key><string>AUTOMATIC</string>
    </dict>
  </dict>
</dict>
</dict>
<key>Database Partition</key>
<dict>
  <key>All</key>
  <dict>
    <key>Database Configuration Parameter Settings</key>
    <dict>
      <key>avg_appls</key>
      <dict>
        <key>Parameter Value</key>
        <dict>
          <key>Value</key><string>2</string>
        </dict>
        <key>Value Flags</key>
        <dict>
          <key>Value</key><string>AUTOMATIC</string>
        </dict>
      </dict>
    </dict>
  <key>database_memory</key>
```

```

    <dict>
      <key>Deferred Value</key>
      <dict>
        <key>Value</key><string>2</string>
      </dict>
      <key>Deferred Value Flags</key>
      <dict>
        <key>Value</key><string>MANUAL</string>
      </dict>
    </dict>
  </dict>
</dict>
</plist>'), null, ?,?)@

```

The following is an example of output from this query:

```

Value of output parameters
-----
Parameter Name : MAJOR_VERSION
Parameter Value : 1

Parameter Name : MINOR_VERSION
Parameter Value : 0

Parameter Name : XML_OUTPUT
Parameter Value : x'3C3F78...'

Parameter Name : XML_MESSAGE
Parameter Value : -

Return Status = 0

```

The output XML document contains something similar to the following content:

```

<?xml version="1.0" encoding="UTF-8"?>
<plist version="1.0">
<dict>
  <key>Document Type Name</key>
  <string>Data Server Set Configuration Output</string>
  <key>Document Type Major Version</key><integer>1</integer>
  <key>Document Type Minor Version</key><integer>0</integer>
  <key>Data Server Product Name</key><string>QDB2/AIX64</string>
  <key>Data Server Product Version</key><string>9.7.0.0</string>
  <key>Data Server Major Version</key><integer>9</integer>
  <key>Data Server Minor Version</key><integer>7</integer>
  <key>Data Server Platform</key><string>AIX 64BIT</string>
  <key>Document Locale</key><string>en_US</string>
  <key>Database Manager Configuration Parameter Settings</key>
  <dict>
    <key>Display Name</key>
    <string>Database Manager Configuration Parameter Settings</string>
    <key>diaglevel</key>
    <dict>
      <key>Display Name</key><string>diaglevel</string>
      <key>Parameter Value</key>
      <dict>
        <key>Display Name</key><string>Parameter Value</string>
        <key>Value</key><string>4</string>
      </dict>
    <key>Parameter Update Status</key>
    <dict>
      <key>Display Name</key><string>Parameter Update Status</string>
      <key>SQLCODE</key>
      <dict>
        <key>Display Name</key><string>SQLCODE</string>
        <key>Value</key><integer>0</integer>
      </dict>
    <key>Message Tokens</key>
    <dict>
      <key>Display Name</key><string>Message Tokens</string>
      <key>Value</key><array><string></string></array>
    </dict>
    <key>SQLSTATE</key>
    <dict>
      <key>Display Name</key><string>SQLSTATE</string>
      <key>Value</key><string></string>
    </dict>
  </dict>

```

```

</dict>
</dict>
<key>fcm_num_buffers</key>
<dict>
  <key>Display Name</key><string>fcm_num_buffers</string>
  <key>Parameter Value</key>
    <dict>
      <key>Display Name</key><string>Parameter Value</string>
      <key>Value</key><string>4096</string>
    </dict>
  <key>Value Flags</key>
    <dict>
      <key>Display Name</key><string>Value Flags</string>
      <key>Value</key><string>MANUAL</string>
    </dict>
  <key>Parameter Update Status</key>
    <dict>
      <key>Display Name</key><string>Parameter Update Status</string>
      <key>SQLCODE</key><dict>
        <key>Display Name</key><string>SQLCODE</string>
        <key>Value</key> <integer>0</integer>
      </dict>
    </dict>
  <key>Message Tokens</key>
    <dict>
      <key>Display Name</key><string>Message Tokens</string>
      <key>Value</key><array><string></string></array>
    </dict>
  <key>SQLSTATE</key>
    <dict>
      <key>Display Name</key><string>SQLSTATE</string>
      <key>Value</key><string></string>
    </dict>
  </dict>
</dict>
<key>instance_memory</key>
<dict>
  <key>Display Name</key><string>instance_memory</string>
  <key>Deferred Value</key>
    <dict>
      <key>Display Name</key><string>Deferred Value</string>
      <key>Value</key><string>7424</string>
    </dict>
  <key>Deferred Value Flags</key>
    <dict>
      <key>Display Name</key><string>Deferred Value Flags</string>
      <key>Value</key><string>AUTOMATIC</string>
    </dict>
  <key>Parameter Update Status</key>
    <dict>
      <key>Display Name</key><string>Parameter Update Status</string>
      <key>SQLCODE</key>
        <dict>
          <key>Display Name</key><string>SQLCODE</string>
          <key>Value</key><integer>0</integer>
        </dict>
      <key>Message Tokens</key>
        <dict>
          <key>Display Name</key><string>Message Tokens</string>
          <key>Value</key><array><string></string></array>
        </dict>
      <key>SQLSTATE</key>
        <dict>
          <key>Display Name</key><string>SQLSTATE</string>
          <key>Value</key><string></string>
        </dict>
      </dict>
    </dict>
</dict>
<key>Database Partition</key>
<dict>
  <key>Display Name</key><string>Database Partition</string>
  <key>All</key>
    <dict>
      <key>Display Name</key><string>All</string>
      <key>Database Configuration Parameter Settings</key>
        <dict>
          <key>Display Name</key>
            <string>Database Configuration Parameter Settings</string>
          <key>avg_appls</key>
            <dict>
              <key>Display Name</key><string>avg_appls</string>
              <key>Parameter Value</key>

```


Example 3: Specify a filter to return the value for a specific configuration parameter.

```

db2 "call sysproc.set_config(1,0, 'en_US', blob('
<plist version="1.0">
<dict>
  <key>Document Type Name</key><string>Data Server Set Configuration Input</string>
  <key>Document Type Major Version</key><integer>1</integer>
  <key>Document Type Minor Version</key><integer>0</integer>
  <key>Document Locale</key><string>en_US</string>
  <key>Database Manager Configuration Parameter Settings</key>
  <dict>
    <key>diaglevel</key>
    <dict>
      <key>Parameter Value</key>
      <dict>
        <key>Value</key><string>4</string>
      </dict>
    </dict>
    <key>fcm_num_buffers</key>
    <dict>
      <key>Parameter Value</key>
      <dict>
        <key>Value</key><string>4096</string>
      </dict>
      <key>Value Flags</key>
      <dict>
        <key>Value</key><string>MANUAL</string>
      </dict>
    </dict>
    <key>instance_memory</key>
    <dict>
      <key>Deferred Value</key>
      <dict>
        <key>Value</key><string>7424</string>
      </dict>
      <key>Deferred Value Flags</key>
      <dict>
        <key>Value</key><string>AUTOMATIC</string>
      </dict>
    </dict>
  </dict>
  <key>Database Partition</key>
  <dict>
    <key>All</key>
    <dict>
      <key>Database Configuration Parameter Settings</key>
      <dict>
        <key>avg_appls</key>
        <dict>
          <key>Parameter Value</key>
          <dict>
            <key>Value</key><string>2</string>
          </dict>
          <key>Value Flags</key>
          <dict>
            <key>Value</key><string>AUTOMATIC</string>
          </dict>
        </dict>
        <key>database_memory</key>
        <dict>
          <key>Deferred Value</key>
          <dict>
            <key>Value</key><string>2</string>
          </dict>
          <key>Deferred Value Flags</key>
          <dict>
            <key>Value</key><string>MANUAL</string>
          </dict>
        </dict>
      </dict>
    </dict>
  </dict>
</plist>'),
blob('/plist/dict/key[.="Database Manager Configuration Parameter Settings"]
/following-sibling::dict[1]/key[3]
/following-sibling::dict[1]/dict[1]/key[.="Value"]
/following-sibling::string[1]'),?,?)"
```

The following is an example of output from this query:

```
Value of output parameters
-----
Parameter Name : MAJOR_VERSION
Parameter Value : 1

Parameter Name : MINOR_VERSION
Parameter Value : 0

Parameter Name : XML_OUTPUT
Parameter Value : x'34303936'

Parameter Name : XML_MESSAGE
Parameter Value : -

Return Status = 0
```

The following value is returned for *xml_output*:

```
4096
```

Example 4: Call the procedure from a function.

```
EXEC SQL BEGIN DECLARE SECTION;
sqlint16  getconfigMaj;
sqlint16  getconfigMin;

SQL TYPE IS BLOB(2M) xmlOutput;
SQL TYPE IS BLOB(2K) xmlOutMessage;
EXEC SQL END DECLARE SECTION;
  getconfigMaj = 1;
  getconfigMin = 0;

EXEC SQL CALL SYSPROC.SET_CONFIG(
  :getconfigMaj,
  :getconfigMin,
  'en_US',
  BLOB('blob('
  <?xml version="1.0" encoding="UTF-8"?>
  <plist version="1.0">
  <dict>
    <key>Document Type Name</key>
    <string>Data Server Set Configuration Input</string>
    <key>Document Type Major Version</key><integer>1</integer>
    <key>Document Type Minor Version</key><integer>0</integer>
    <key>Document Locale</key><string>en_US</string>
    <key>Database Manager Configuration Parameter Settings</key>
    <dict>
      <key>diaglevel</key><dict><key>Parameter Value</key>
      <dict>
        <key>Value</key><string>4</string>
      </dict>
    </dict>
    <key>fcm_num_buffers</key>
    <dict>
      <key>Parameter Value</key>
      <dict>
        <key>Value</key><string>4096</string>
      </dict>
      <key>Value Flags</key>
      <dict>
        <key>Value</key><string>MANUAL</string>
      </dict>
    </dict>
    <key>instance_memory</key>
    <dict>
      <key>Deferred Value</key>
      <dict>
        <key>Value</key><string>7424</string>
      </dict>
      <key>Deferred Value Flags</key>
      <dict>
        <key>Value</key><string>AUTOMATIC</string>
      </dict>
    </dict>
  </dict>
  </dict>
  <key>Database Partition</key>
  <dict>
```

```

<key>All</key>
<dict>
  <key>Database Configuration Parameter Settings</key>
  <dict>
    <key>avg_appls</key>
    <dict>
      <key>Parameter Value</key>
      <dict>
        <key>Value</key><string>2</string>
      </dict>
      <key>Value Flags</key>
      <dict>
        <key>Value</key><string>AUTOMATIC</string>
      </dict>
    </dict>
    <key>database_memory</key>
    <dict>
      <key>Deferred Value</key>
      <dict>
        <key>Value</key><string>2</string>
      </dict>
      <key>Deferred Value Flags</key>
      <dict>
        <key>Value</key><string>MANUAL</string>
      </dict>
    </dict>
  </dict>
</dict>
</dict>
</dict>
</plist>'),
null,
:xmlOutput,
:xmlOutMessage );

```

Configuration routines and views

This grouping of routines and views can be used to retrieve database configuration parameter information and database manager configuration parameter information.

ADMIN_REFRESH_CONFIG stored procedure

Use the **ADMIN_REFRESH_CONFIG** stored procedure to explicitly initiate a refresh a given instance configuration. It takes one **VARCHAR(255)** parameter to specify the type of configuration to refresh. Currently, the value **TOKEN** is supported.

ADMIN_REFRESH_CONFIG stored procedure

The schema is SYSIBMADM.

Authorization

The following authorization is required:

- EXECUTE privilege on the routine. EXECUTE privilege on this routine can be granted only by the security administrator (SECADM)

Default PUBLIC privilege

In a nonrestrictive database, SELECT privilege is granted to PUBLIC when the view is automatically created.

Syntax

►► ADMIN_REFRESH_CONFIG (*type*) ►►

Procedure Parameters

type

A required input parameter of type **VARCHAR(255)** that specifies the type of configuration to be refreshed.

Currently, only the value **TOKEN** is supported.

Usage Notes

Calling **ADMIN_REFRESH_CONFIG** will refresh the token configuration of the instance. On DPF or Db2 pureScale instances, the configuration of the local instance will be refreshed first. If the refresh of the local instance is successful, an RPC will be sent to other nodes and they will process the configuration update.

Example

```
db2 "call sysproc.admin_refresh_config('token')"  
Return Status = 0
```

DBCFCG administrative view and DB_GET_CFG table function - Retrieve database configuration parameter information

The DBCFCG administrative view and the DB_GET_CFG table function retrieve database configuration parameter information for the currently connected database for all active database members.

To ensure that information is retrieved from all database members in the instance, run the **ACTIVATE DATABASE** command before using the administrative view or table function. Depending on whether you are using the administrative view or the table function, refer to one of the following sections:

- [“DBCFCG administrative view” on page 310](#)
- [“DB_GET_CFG table function” on page 311](#)

DBCFCG administrative view

The schema is SYSIBMADM.

Authorization

One of the following authorizations is required:

- SELECT privilege on the DBCFCG administrative view
- CONTROL privilege on the DBCFCG administrative view
- DATAACCESS authority
- DBADM authority
- SQLADM authority

Default PUBLIC privilege

In a nonrestrictive database, SELECT privilege is granted to PUBLIC when the view is automatically created.

Examples

Example 1: Retrieve the automatic maintenance settings in the database configuration that are stored in memory for all active database members.

```
SELECT DBPARTITIONNUM, NAME, VALUE FROM SYSIBMADM.DBCFCG WHERE NAME LIKE 'auto_%'
```

The following is an example of output for this query.

DBPARTITIONNUM	NAME	VALUE
0	auto_maint	OFF

```

0 auto_db_backup          OFF
0 auto_tbl_maint         OFF
0 auto_runstats          OFF
0 auto_reorg             OFF
0 autorestart            ON

```

6 record(s) selected.

Example 2: Retrieve all the database configuration parameters values stored on disk for all active database members.

```
SELECT NAME, DEFERRED_VALUE, DBPARTITIONNUM FROM SYSIBMADM.DBCFG
```

The following is an example of output for this query.

NAME	DEFERRED_VALUE	DBPARTITIONNUM
app_ctl_heap_sz	128	0
appgroup_mem_sz	30000	0
applheapsz	256	0
archretrydelay	20	0
...		
autorestart	ON	0
avg_appls	1	0
blk_log_dsk_ful	NO	0
catalogcache_sz	-1	0
...		

DB_GET_CFG table function

Syntax

```

➤➤ DB_GET_CFG ( member ) ➤➤

```

The schema is SYSPROC.

Table function parameter

member

An optional input argument of type INTEGER that specifies the number of a database member in the same instance as the currently connected database. Specify -1 for the current database member, or -2 for all active database members. If the null value is specified, -1 is set implicitly. On an active database member, the database is available for connection and use by applications.

Authorization

One of the following authorizations is required:

- EXECUTE privilege on the DB_GET_CFG table function
- DATAACCESS authority
- DBADM authority
- SQLADM authority

Default PUBLIC privilege

In a nonrestrictive database, EXECUTE privilege is granted to PUBLIC when the function is automatically created.

Example

In a Db2 pureScale environment, retrieve the automatic maintenance settings in the database configuration that are stored in memory for all active members.

```
SELECT NAME, VARCHAR(VALUE, 20) AS VALUE, MEMBER,
       DBPARTITIONNUM FROM TABLE(SYSPROC.DB_GET_CFG(-2))
WHERE NAME LIKE 'auto_%' ORDER BY NAME, MEMBER
```

The following is an example of output from this query.

NAME	VALUE	MEMBER	DBPARTITIONNUM
auto_db_backup	OFF	0	0
auto_db_backup	OFF	1	0
auto_db_backup	OFF	2	0
auto_del_rec_obj	OFF	0	0
auto_del_rec_obj	OFF	1	0
auto_del_rec_obj	OFF	2	0
auto_maint	ON	0	0
auto_maint	ON	1	0
auto_maint	ON	2	0
auto_reorg	OFF	0	0
auto_reorg	OFF	1	0
auto_reorg	OFF	2	0
auto_reval	DEFERRED	0	0
auto_reval	DEFERRED	1	0
auto_reval	DEFERRED	2	0
auto_runstats	ON	0	0
auto_runstats	ON	1	0
auto_runstats	ON	2	0
auto_stats_views	OFF	0	0
auto_stats_views	OFF	1	0
auto_stats_views	OFF	2	0
auto_stmt_stats	ON	0	0
auto_stmt_stats	ON	1	0
auto_stmt_stats	ON	2	0
auto_tbl_maint	ON	0	0
auto_tbl_maint	ON	1	0
auto_tbl_maint	ON	2	0
autorestart	ON	0	0
autorestart	ON	1	0
autorestart	ON	2	0

30 record(s) selected.

Information returned

Column name	Data type	Description
NAME	VARCHAR(32)	Configuration parameter name.
VALUE	VARCHAR(1024)	The current value of the configuration parameter stored in memory.
VALUE_FLAGS	VARCHAR(10)	Provides specific information for the configuration parameter current value. Valid values are: <ul style="list-style-type: none"> NONE - no additional information AUTOMATIC - the configuration parameter has been set to automatic COMPUTED - the configuration parameter has been set to a computed value

Table 56. Information returned by the DBCFG administrative view and the DB_GET_CFG table function (continued)

Column name	Data type	Description
DEFERRED_VALUE	VARCHAR(1024)	The value of the configuration parameter on disk. For some database configuration parameters, changes only take effect when the database is reactivated. In these cases, all applications must first disconnect from the database. (If the database was activated, then it must be deactivated and reactivated.) The changes take effect at the next connection to the database.
DEFERRED_VALUE_FLAGS	VARCHAR(10)	Provides specific information for the configuration parameter deferred value. Valid values are: <ul style="list-style-type: none"> • NONE - no additional information • AUTOMATIC - the configuration parameter • COMPUTED - the configuration parameter has been set to a computed value
DATATYPE	VARCHAR(128)	Configuration parameter data type.
DBPARTITIONNUM	SMALLINT	dbpartitionnum - Database partition number monitor element
MEMBER	SMALLINT	member - Database member monitor element

DBMCFG administrative view and DBM_GET_CFG table function - Retrieve database manager configuration parameter information

The DBMCFG administrative view and the DBM_GET_CFG table function returns database manager configuration parameter information including the values in memory and the values stored on disk.

Depending on whether you are using the administrative view or the table function, refer to one of the following sections:

- [“DBMCFG administrative view” on page 313](#)
- [“DBM_GET_CFG table function” on page 316](#)

DBMCFG administrative view

The schema is SYSIBMADM.

Authorization

One of the following authorizations is required:

- SELECT privilege on the DBMCFG administrative view
- CONTROL privilege on the DBMCFG administrative view
- DATAACCESS authority
- DBADM authority
- SQLADM authority
- ACCESSCTRL authority
- SECADM authority

Default PUBLIC privilege

In a non-restrictive database, SELECT privilege is granted to PUBLIC when the view is automatically created.

Examples

Example 1: Retrieve values for all the database manager configuration parameters stored on disk:

```
SELECT NAME, DEFERRED_VALUE FROM SYSIBMADM.DBMCFG
```

The following is an example of output for this query.

NAME	DEFERRED_VALUE
agent_stack_sz	0
agentpri	-1
alt_diagpath	
alt_diagpath_resolved	
alternate_auth_enc	AES_ONLY
aslheapsz	15
audit_buf_sz	0
authentication	SERVER
catalog_noauth	YES
cf_diaglevel	2
cf_diagpath	/home/hotel1nx93/db2docs2/sql1lib/db2dump/
cf_diagpath_resolved	/home/hotel1nx93/db2docs2/sql1lib/db2dump/
cf_mem_sz	131072
cf_num_conns	16
cf_num_workers	1
clnt_krb_plugin	
...	
comm_bandwidth	0.000000e+00
comm_exit_list	
conn_elapse	0
cpuspeed	4.000000e-05
cur_eff_arch_lvl	V:10 R:5 M:0 F:1 I:0 SB:0
cur_eff_code_lvl	V:10 R:5 M:0 F:1 I:0 SB:0
dft_account_str	
dft_mon_bufpool	OFF
...	
dft_mon_timestamp	ON
dft_mon_uow	OFF
...	
jdk_path	/home/hotel1nx93/db2docs2/sql1lib/java/jdk64
...	
ssl_svcname	22711
ssl_svr_keydb	/GSKit/Keystore/key.kdb
ssl_svr_label	
ssl_svr_stash	/GSKit/Keystore/key.sth

Example 2: Retrieve all the database manager configuration parameters values.

```
SELECT * FROM SYSIBMADM.DBMCFG
```

The following is an example of output for this query.

NAME	VALUE	VALUE_FLAGS	...
agent_stack_sz	0	NONE	...
agentpri	-1	NONE	...


```

alt_diagpath                NONE          ...
alt_diagpath_resolved      NONE          ...
alternate_auth_enc         NOT_SPECIFIED NONE          ...
aslheapsz                  15           NONE          ...
audit_buf_sz               0            NONE          ...
authentication              SERVER        NONE          ...
catalog_noauth             YES          NONE          ...
cf_diaglevel               2            NONE          ...
cf_diagpath                /home/userc/sqllib/db2dump/ NONE          ...
cf_diagpath_resolved      /home/userc/sqllib/db2dump/ NONE          ...
cf_mem_sz                  131072       AUTOMATIC    ...
cf_num_conns               16          AUTOMATIC    ...
cf_num_workers             1           AUTOMATIC    ...
clnt_krb_plugin            NONE         NONE          ...
clnt_pw_plugin             NONE         NONE          ...
cluster_mgr                NONE         NONE          ...
comm_bandwidth             0.000000e+00 NONE          ...
comm_exit_list             NONE         NONE          ...
conn_elapse                0            NONE          ...
cpuspeed                   4.000000e-05 NONE          ...
cur_eff_arch_lvl          V:10 R:5 M:0 F:1 I:0 SB:0 NONE          ...
cur_eff_code_lvl          V:10 R:5 M:0 F:1 I:0 SB:0 NONE          ...
dft_account_str            NONE         NONE          ...
dft_mon_bufpool           OFF          NONE          ...
dft_mon_lock              OFF          NONE          ...
dft_mon_sort              OFF          NONE          ...
dft_mon_stmt              OFF          NONE          ...
dft_mon_table             OFF          NONE          ...
dft_mon_timestamp         ON           NONE          ...
dft_mon_uow               OFF          NONE          ...
dftdbpath                 /home/userb  NONE          ...
diaglevel                  3            NONE          ...
diagpath                   /home/userc/tmp/ $m  NONE          ...
diagpath_resolved         /home/userc/tmp/DIAG000 NONE          ...
diagsize                   0            NONE          ...
dir_cache                  YES          NONE          ...
discover                   SEARCH       NONE          ...
discover_inst              ENABLE      NONE          ...
fcm_num_anchors            0           AUTOMATIC    ...
fcm_num_buffers            0           AUTOMATIC    ...
fcm_num_channels          256        AUTOMATIC    ...
...

```

Output for this query (continued).

```

... DEFERRED_VALUE          DEFERRED_VALUE_FLAGS DATATYPE
... -----
... 0                       NONE                 INTEGER
... -1                      NONE                 INTEGER
...                         NONE                 VARCHAR(215)
...                         NONE                 VARCHAR(215)
... AES_ONLY                NONE                 VARCHAR(32)
... 15                      NONE                 BIGINT
... 0                       NONE                 BIGINT
... SERVER                  NONE                 VARCHAR(32)
... YES                     NONE                 VARCHAR(3)
... 2                       NONE                 INTEGER
... /home/userc/sqllib/db2dump/ NONE                 VARCHAR(215)
... /home/userc/sqllib/db2dump/ NONE                 VARCHAR(215)
... 131072                  AUTOMATIC           INTEGER
... 16                      AUTOMATIC           INTEGER
... 1                       AUTOMATIC           INTEGER
...                         NONE                 VARCHAR(32)
...                         NONE                 VARCHAR(32)
...                         NONE                 VARCHAR(262)
... 0.000000e+00           NONE                 REAL
...                         NONE                 VARCHAR(128)
... 0                       NONE                 INTEGER
... 4.000000e-05           NONE                 REAL
... V:10 R:5 M:0 F:1 I:0 SB:0 NONE                 VARCHAR(50)
... V:10 R:5 M:0 F:1 I:0 SB:0 NONE                 VARCHAR(50)
...                         NONE                 VARCHAR(25)
... OFF                     NONE                 VARCHAR(3)
... OFF                     NONE                 VARCHAR(3)
... OFF                     NONE                 VARCHAR(3)
... OFF                     NONE                 VARCHAR(3)
... OFF                     NONE                 VARCHAR(3)
... ON                      NONE                 VARCHAR(3)
... OFF                     NONE                 VARCHAR(3)
... /home/userb            NONE                 VARCHAR(215)

```

...	3	NONE	INTEGER
...	/home/useric/tmp \$m	NONE	VARCHAR(215)
...	/home/useric/tmp/DIAG000	NONE	VARCHAR(215)
...	0	NONE	BIGINT
...	YES	NONE	VARCHAR(3)
...	SEARCH	NONE	VARCHAR(8)
...	ENABLE	NONE	VARCHAR(8)
...	0	AUTOMATIC	BIGINT
...	512	AUTOMATIC	BIGINT
...	256	AUTOMATIC	INTEGER
...			

DBM_GET_CFG table function

Syntax

► DBM_GET_CFG (*member*) ►

The schema is SYSPROC.

Table function parameter

member

An optional input argument of type INTEGER that specifies the number of a database member in the same instance as the currently connected database. Specify -1 for the current database member, or -2 for all active database members. If the null value is specified, -1 is set implicitly. On an active database member, the database is available for connection and use by applications.

Authorization

One of the following authorizations is required:

- EXECUTE privilege on the DBM_GET_CFG table function
- DATAACCESS authority
- DBADM authority
- SQLADM authority

Default PUBLIC privilege

In a nonrestrictive database, EXECUTE privilege is granted to PUBLIC when the function is automatically created.

Example

Retrieve the workload manager settings from the database manager configuration:

```
SELECT NAME, VARCHAR(VALUE, 30) AS VALUE
FROM TABLE(SYSPROC.DBM_GET_CFG())
WHERE NAME LIKE 'wlm%'
ORDER BY NAME
```

The following is an example of output from this query.

NAME	VALUE
wlm_disp_concur	128
wlm_disp_cpu_shares	NO
wlm_disp_min_util	5
wlm_dispatcher	YES

4 record(s) selected.

Usage Notes

If **instance_memory** is configured per-member on DPF or Db2 pureScale instances, then the deferred value for individual members is returned as the **member_inst_mem** configuration parameter name rather than through **instance_memory** for individual members. For more details, see

Information returned

Table 57. Information returned by the DBMCFG administrative view and DBM_GET_CFG table function

Column name	Data type	Description
NAME	VARCHAR(32)	Configuration parameter name.
VALUE	VARCHAR(256)	The current value of the configuration parameter stored in memory.
VALUE_FLAGS	VARCHAR(10)	Provides specific information for the configuration parameter current value. Valid values are: <ul style="list-style-type: none">• NONE - no additional information• AUTOMATIC - the configuration parameter has been set to automatic
DEFERRED_VALUE	VARCHAR(256)	The value of the configuration parameter on disk. For some database manager configuration parameters, the database manager must be stopped (db2stop) and restarted (db2start) for this value to take effect.
DEFERRED_VALUE_FLAGS	VARCHAR(10)	Provides specific information for the configuration parameter deferred value. Valid values are: <ul style="list-style-type: none">• NONE - no additional information• AUTOMATIC - the configuration parameter has been set to automatic
DATATYPE	VARCHAR(128)	Configuration parameter data type.
DBPARTITIONNUM	SMALLINT	dbpartitionnum - Database partition number monitor element
MEMBER	SMALLINT	member - Database member monitor element

Db2 pureScale instance information routines and views

In a Db2 pureScale environment, certain routines provide information about the state of the Db2 pureScale instance and its members.

DB_MEMBERS table function

The DB_MEMBERS table function returns basic member information about a Db2 pureScale instance.

Syntax

►► DB_MEMBERS — (—) ◄◄

The schema is SYSPROC.

Authorization

One of the following authorities is required to execute the routine:

- EXECUTE privilege on the routine
- DATAACCESS authority
- DBADM authority
- SQLADM authority

Default PUBLIC privilege

In a non-restrictive database, EXECUTE privilege is granted to PUBLIC when the function is automatically created.

Table function parameters

The function has no input parameters.

Example

Retrieve instance information:

```
$ db2 "select * from table(SYSPROC.DB_MEMBERS()) as members"
```

The following is an example of output from this query.

MEMBER_NUMBER	HOST_NAME	PARTITION_NUMBER	MEMBER_TYPE
0	member1.mycompany.com	0	D
1	member2.mycompany.com	0	D
2	member3.mycompany.com	0	D
128	ca1.mycompany.com	0	C
129	ca2.mycompany.com	0	C

PORT_NUMBER	SWITCH_NAME	STATUS
0	-	-
0	-	-
0	-	-
0	-	-
0	-	-

5 record(s) selected.

Information returned

Column name	Data type	Description
MEMBER_NUMBER	SMALLINT	member - Database member monitor element
HOST_NAME	VARCHAR(256)	host_name - Host name monitor element
PARTITION_NUMBER	SMALLINT	partition_number - Partition Number monitor element
MEMBER_TYPE	CHAR(1)	The type of member: <ul style="list-style-type: none">• C - a CF member• D - a database member
PORT_NUMBER	SMALLINT	port_number - Port number
SWITCH_NAME	VARCHAR(128)	The switch name of the member on the host
STATUS	SMALLINT	Reserved for future use

DB2_CLUSTER_HOST_STATE administrative view and DB2_GET_CLUSTER_HOST_STATE table function - get information about hosts

The DB2_CLUSTER_HOST_STATE administrative view and DB2_GET_CLUSTER_HOST_STATE table function retrieve information about the hosts that are part of a Db2 pureScale instance.

Depending on if you are using the administrative view or the table function, refer to one of the following sections:

- [“DB2_CLUSTER_HOST_STATE administrative view” on page 319](#)
- [“DB2_GET_CLUSTER_HOST_STATE table function” on page 320](#)

DB2_CLUSTER_HOST_STATE administrative view

The DB2_CLUSTER_HOST_STATE administrative view returns the hosts that are part of a Db2 pureScale instance. You can obtain a list of unique hosts plus their associated state information for the instance.

The schema is SYSIBMADM.

Refer to the [Information returned for DB2_CLUSTER_HOST_STATE administrative view and DB2_GET_CLUSTER_HOST_STATE table](#) for a complete list of information that can be returned.

Authorization

One of the following authorizations is required:

- SELECT privilege on the DB2_CLUSTER_HOST_STATE administrative view
- CONTROL privilege on the DB2_CLUSTER_HOST_STATE administrative view
- DATAACCESS authority
- DBADM authority
- SQLADM authority
- ACCESSCTRL authority
- SECADM authority

Example

The following example uses the DB2_CLUSTER_HOST_STATE administrative view to obtain information for a Db2 pureScale instance with four members and two CFs.

```
SELECT * FROM SYSIBMADM.DB2_CLUSTER_HOST_STATE
```

The output from this query looks like this:

HOSTNAME	STATE	INSTANCE_STOPPED	ALERT
so1	ACTIVE	NO	NO
so2	ACTIVE	NO	NO
so3	ACTIVE	NO	NO
so4	ACTIVE	NO	NO
so5	ACTIVE	NO	NO
so6	ACTIVE	NO	NO

6 record(s) selected.

DB2_GET_CLUSTER_HOST_STATE table function

The DB2_GET_CLUSTER_HOST_STATE table function returns the same information as the DB2_CLUSTER_HOST_STATE administrative view, but allows you to specify a host name.

Refer to the [Information returned for DB2_CLUSTER_HOST_STATE administrative view and DB2_GET_CLUSTER_HOST_STATE table](#) for a complete list of information that can be returned.

Syntax

```
➤ DB2_GET_CLUSTER_HOST_STATE ( — (hostname — ) ) ➤
```

The schema is SYSPROC.

Table function parameters

hostname

An optional input argument of type VARCHAR(255) that specifies the hostname in short or long form, for which records will be returned. If the IP address is provided instead, no records will be returned. If this parameter is null or an empty string (''), all records are returned.

Authorization

One of the following authorizations is required:

- EXECUTE privilege on the DB2_GET_CLUSTER_HOST_STATE table function
- DATAACCESS authority
- DBADM authority
- SQLADM authority

Default PUBLIC privilege

None

Example

The following example uses the DB2_GET_CLUSTER_HOST_STATE table function to retrieve information about the host named so3 in a Db2 pureScale instance with four members and two CFs.

```
SELECT * FROM TABLE(DB2_GET_CLUSTER_HOST_STATE('so3')) as T
```

The following is an example of the output from this query:

HOSTNAME	STATE	INSTANCE_STOPPED	ALERT
so3	ACTIVE	NO	NO

1 record(s) selected.

Information returned

Column name	Data type	Description
HOSTNAME	VARCHAR(255)	hostname - Host name monitor element
STATE	VARCHAR(32)	The hosts state information: <ul style="list-style-type: none"> ACTIVE - host is available for use by the database manager INACTIVE - host is not available for use by the database manager NULL - host state is inapplicable (for example, it is in a partitioned database environment)
INSTANCE_STOPPED	VARCHAR(8)	Whether the instance is stopped or not on the hosts: <ul style="list-style-type: none"> YES - instance is stopped on the host NO - instance is not stopped on the host NULL - inapplicable (for example, if in a partitioned database environment)
ALERT	VARCHAR(8)	Information about alerts on the hosts: <ul style="list-style-type: none"> YES - there is an alert on the host NO - there is no alert on the host NULL - inapplicable (for example, if in a partitioned database environment)

DB2_INSTANCE_ALERTS view - get information about alerts

The DB2_INSTANCE_ALERTS administrative view provides information about alerts in the Db2 pureScale instance.

The schema is SYSIBMADM.

Authorization

The following authorizations is required:

- SELECT privilege on the DB2_INSTANCE_ALERTS administrative view

Default PUBLIC privilege

In a non-restrictive database, SELECT privilege is granted to PUBLIC when the view is automatically created.

Example

The following example demonstrates the kind of information you can retrieve using the DB2_INSTANCE_ALERTS administrative view.

```
SELECT * FROM SYSIBMADM.DB2_INSTANCE_ALERTS
```

The following is an example of output for this query. The columns have been placed on separate rows for readability.

```
MESSAGE
-----
Restart light failed for member 0 on host(s) hostC. Check the db2diag.log for
messages concerning a restart light or database crash recovery failure on these
hosts for member 0. See the IBM Knowledge Center for more details.

ACTION
-----
This alert must be cleared manually with the command:
    db2cluster -clear -alert -member 0

IMPACT
-----
Restart light will not succeed for member 0 on the hosts listed until this
alert has been cleared.
```

Information returned

<i>Table 60. Information returned by the DB2_INSTANCE_ALERTS administrative view</i>		
Column name	Data type	Description or Monitor element
MESSAGE	VARCHAR(32672)	message - Control Table Message monitor element
ACTION	VARCHAR(32672)	Action required to clear the alert.
IMPACT	VARCHAR(32672)	The impact to the Db2 pureScale instance if the alert is not cleared.

DB2_MEMBER and DB2_CF administrative views and DB2_GET_INSTANCE_INFO table function

The DB2_MEMBER and DB2_CF administrative views and DB2_GET_INSTANCE_INFO table function return information about database members of single and multi-partitioned instances and the members and CFs of a Db2 pureScale instance, including state information where applicable.

Depending on if you are using the administrative view or the table function, refer to one of the following sections:

- [“DB2_MEMBER and DB2_CF administrative views” on page 322](#)
- [“DB2_GET_INSTANCE_INFO table function” on page 323](#)

DB2_MEMBER and DB2_CF administrative views

The DB2_MEMBER administrative view returns such information as the machine name on which a member is currently running, its state, whether any alerts are present, and the name of the high speed interconnect for internal database communications.

The DB2_CF administrative view returns similar information for cluster caching facilities (also known as CFs).

The schema is SYSIBMADM.

Refer to the tables in [“Information returned” on page 325](#) for a complete list of information that can be returned.

Authorization

One of the following authorizations is required:

- SELECT privilege on the administrative view

- CONTROL privilege on the administrative view
- DATAACCESS authority
- DBADM authority
- SQLADM authority
- ACCESSCTRL authority
- SECADM authority

Examples

The following example uses the DB2_MEMBER administrative view to display the status of all members in the database instance. This is appropriate for the following kinds of instance:

- A Db2 pureScale instance
- A partitioned or non-partitioned database instance using the High Availability Disaster Recovery (HADR) feature.

Execute the following query to display the status of all members in the database instance:

```
SELECT * FROM SYSIBMADM.DB2_MEMBER
```

The following is an example of output from this query.

ID	HOME_HOST	CURRENT_HOST	STATE	ALERT
0	so1	so1	STARTED	NO
2	so2	so2	STARTED	NO
4	so3	so3	STARTED	NO

3 record(s) selected.

The following example uses the DB2_CF administrative view to display the status of all CFs in the database instance. This is appropriate for a Db2 pureScale instance, only.

Execute the following query to display the status of all cluster caching facilities in the database instance:

```
SELECT * FROM SYSIBMADM.DB2_CF
```

The following is an example of output from this query.

ID	CURRENT_HOST	STATE	ALERT
128	so5	PRIMARY	NO
129	so6	PEER	NO

2 record(s) selected.

DB2_GET_INSTANCE_INFO table function

The DB2_GET_INSTANCE_INFO table function returns the same information as the DB2_MEMBER and DB2_CF administrative views, but enables you to filter the information returned by passing input parameters, such as the current host. The current host is the host where the member is currently running.

Syntax

```
►► DB2_GET_INSTANCE_INFO ( ( — id — , — home_host — , —
    ► — current_host — , — type — , — db_partition_num — ) ►►
```

The schema is SYSPROC.

Table function parameters

id

An optional input argument of type INTEGER that specifies a valid member or cluster caching facility identifier. Entries are returned for all database members or cluster caching facilities that match the input. If this parameter is null or -2 all records are returned. If this parameter is -1, information for the currently connected member is returned.

home_host

An optional input argument of type VARCHAR(255) that specifies the *home host* for which records are to be returned. The home host is the original host name associated with a particular member when the member was created. Use the short format of the host name and not an IP address for the *home_host* argument. If this parameter is null or an empty string, all records are returned.

current_host

An optional input argument of type VARCHAR(255) that specifies the current host for which records are to be returned. The current host is the host where the member is currently running, which might not be the same as the home host, if, for example, the member had to be started on another host as part of a restart light operation. Use the short format of the host name and not an IP address for the *current_host* argument.

type

An optional input argument of type VARCHAR(32) that specifies whether to retrieve information for members or cluster caching facilities. The possible values are:

- CF - Returns all records for the cluster caching facilities in the current Db2 pureScale instance
- MEMBER - Returns all records for the members in the current database instance.

If this parameter is null or an empty string, all records returned.

db_partition_num

An optional input argument of type INTEGER that specifies a valid database partition number. Information is returned for all database partition numbers that match the input. If this parameter is null or -2, all records are returned. If this parameter is -1, information for the currently connected member is returned. For a Db2 pureScale instance, the only valid inputs are 0 or null; all other input values will not return data.

Authorization

EXECUTE privilege on the DB2_GET_INSTANCE_INFO table function.

Default PUBLIC privilege

None

Examples

The following example uses the DB2_GET_INSTANCE_INFO table function to retrieve information from a Db2 pureScale instance with four members and two cluster caching facilities. In this example, member number 2 is being restarted on the host called so1:

```
SELECT * FROM TABLE(DB2_GET_INSTANCE_INFO(null, '', '', '', null)) as T
```

The following is an example of output from this query.

ID	HOME_HOST	CURRENT_HOST	TYPE	STATE	ALERT	DB_P..._NUM	LOGICAL_PORT	NETNAME
0	so1	so1	MEMBER	STARTED	NO	0	0	so1-ib0
1	so2	so1	MEMBER	RESTARTING	NO	0	0	so2-ib0
2	so3	so3	MEMBER	STARTED	NO	0	0	so3-ib0
3	so4	so4	MEMBER	STARTED	NO	0	0	so4-ib0
128	so5	so5	CF	PRIMARY	NO	-	0	so5-ib0
129	so6	so6	CF	PEER	NO	-	0	so6-ib0

6 record(s) selected.

The following example uses the DB2_GET_INSTANCE_INFO table function to retrieve information from a partitioned database instance with four members using the High Availability Disaster Recovery (HADR) feature:

```
SELECT * FROM TABLE(DB2_GET_INSTANCE_INFO(null, '', '', '', null)) as T
```

The following is an example of output from this query.

```

ID HOME_HOST CURRENT_HOST TYPE STATE ALERT DB_PARTITION_NUM LOGICAL_PORT NETNAME
-----
0 so1 so1 MEMBER STARTED NO 0 0 so1-ib0
2 so2 so2 MEMBER STARTED NO 2 0 so2-ib0
4 so3 so3 MEMBER STARTED NO 4 0 so3-ib0
7 so4 so4 MEMBER STARTED NO 7 0 so4-ib0
4 record(s) selected.

```

Information returned

<i>Table 61. Information returned for DB2_MEMBER administrative view</i>		
Column name	Data type	Description
ID	SMALLINT	id - cluster caching facility identification monitor element
HOME_HOST	VARCHAR(255)	The machine which was associated with the member when it was first added to the instance.
CURRENT_HOST	VARCHAR(255)	The machine name on which the member is currently running.
STATE	VARCHAR(32)	<p>The state of the member or cluster caching facility.</p> <p>The potential states for a member are STARTED, STOPPED, RESTARTING, WAITING_FOR_FAILBACK, ERROR, and UNKNOWN.</p> <p>The potential states for a cluster caching facility include STOPPED, RESTARTING, BECOMING_PRIMARY, PRIMARY, CATCHUP¹ on page 327, PEER, ERROR, and UNKNOWN.</p> <p>The NULL state for a member or a cluster caching facility indicates that state is inapplicable. For example, if in a partitioned database environment.</p> <p>See Values for member and cluster caching facility states and alerts for more information.</p>
ALERT	VARCHAR(8)	<p>Information about alerts on the instance:</p> <ul style="list-style-type: none"> • YES - there is an alert • NO - there are no alerts • The NULL state for a member or a cluster caching facility indicates that state is inapplicable. For example, if in a partitioned database environment. <p>Use the DB2_INSTANCE_ALERTS administrative view to obtain more information about an alert.</p>

Table 62. Information returned for DB2_CF administrative view

Column name	Data type	Description
ID	SMALLINT	id - cluster caching facility identification monitor element
CURRENT_HOST	VARCHAR(255)	The machine name on which the member is currently running.
STATE	VARCHAR(32)	<p>The state of the member or cluster caching facility.</p> <p>The potential states for a member are STARTED, STOPPED, RESTARTING, WAITING_FOR_FAILBACK, ERROR, and UNKNOWN.</p> <p>The potential states for a cluster caching facility include STOPPED, RESTARTING, BECOMING_PRIMARY, PRIMARY, CATCHUP¹ on page 327, PEER, ERROR, and UNKNOWN.</p> <p>The NULL state for a member or a cluster caching facility indicates that state is inapplicable. For example, if in a partitioned database environment.</p> <p>See Values for member and cluster caching facility states and alerts for more information.</p>
ALERT	VARCHAR(8)	<p>Information about alerts on the instance:</p> <ul style="list-style-type: none"> • YES - there is an alert • NO - there are no alerts • The NULL state for a member or a cluster caching facility indicates that state is inapplicable. For example, if in a partitioned database environment. <p>Use the DB2_INSTANCE_ALERTS administrative view to obtain more information about an alert.</p>

Table 63. Information returned for DB2_GET_INSTANCE_INFO table function

Column name	Data type	Description
ID	SMALLINT	id - cluster caching facility identification monitor element
HOME_HOST	VARCHAR(255)	The machine which was associated with the member when it was first added to the instance.
CURRENT_HOST	VARCHAR(255)	The machine name on which the member is currently running.
TYPE	VARCHAR(32)	Either 'MEMBER' or 'CF'.

Table 63. Information returned for DB2_GET_INSTANCE_INFO table function (continued)

Column name	Data type	Description
STATE	VARCHAR(32)	<p>The state of the member or cluster caching facility.</p> <p>The potential states for a member are STARTED, STOPPED, RESTARTING, WAITING_FOR_FAILBACK, ERROR, and UNKNOWN.</p> <p>The potential states for a cluster caching facility include STOPPED, RESTARTING, BECOMING_PRIMARY, PRIMARY, CATCHUP¹ on page 327, PEER, ERROR, and UNKNOWN.</p> <p>The NULL state for a member or a cluster caching facility indicates that state is inapplicable. For example, if in a partitioned database environment.</p> <p>See Values for member and cluster caching facility states and alerts for more information.</p>
ALERT	VARCHAR(8)	<p>Information about alerts on the instance:</p> <ul style="list-style-type: none"> • YES - there is an alert • NO - there are no alerts • The NULL state for a member or a cluster caching facility indicates that state is inapplicable. For example, if in a partitioned database environment. <p>Use the DB2_INSTANCE_ALERTS administrative view to obtain more information about an alert.</p>
DB_PARTITION_NUM	SMALLINT	The database partition number for this member.
LOGICAL_PORT	SMALLINT	The logical port number of the member or cluster caching facility.
NETNAME	VARCHAR(255)	The name of the high speed interconnect for internal database communications.

Note:

1. CATCHUP includes a percentage value as part of the returned state. This percentage value represents the amount to which the secondary cluster caching facility has caught up to the current state of the primary caching facility.

Environment routines and views

This grouping of routines and views can be used to retrieve information about a database environment.

ENV_CF_SYS_RESOURCES administrative view - Get cluster caching facility system resource information

The ENV_CF_SYS_RESOURCES administrative view returns a list of system resources used by the cluster caching facilities (also known as CFs) on the system.

The schema is SYSIBMADM.

Authorization

One of the following authorizations is required:

- SELECT privilege on the view

- CONTROL privilege on the view
- DATAACCESS authority

Default PUBLIC privilege

In a non-restrictive database, SELECT privilege is granted to PUBLIC when the view is automatically created.

Examples

The following example demonstrates the information you can obtain using the ENV_CF_SYS_RESOURCES administrative view.

```
SELECT * FROM SYSIBMADM.ENV_CF_SYS_RESOURCES
```

Information returned

Table 64. Information returned by the ENV_CF_SYS_RESOURCES administrative view

Column name	Data type	Description
NAME	VARCHAR(128)	Name of the system resource, see following table for possible values.
VALUE	VARCHAR(1024)	The value of the system resource.
DATATYPE	VARCHAR(128)	The data type of the value, see following table for possible values.
UNIT	VARCHAR(128)	The unit represented by the value, if applicable; null otherwise.
ID	SMALLINT	id - cluster caching facility identification monitor element

Table 65. Possible values for the NAME and DATATYPE columns

Information type	Name	Data Types	Description
Operating system	HOST_NAME	VARCHAR(256)	Name of the host the cluster caching facility is running on.
Physical memory	MEMORY_TOTAL	BIGINT	Total size of physical memory.
	MEMORY_FREE	BIGINT	Amount of free physical memory.
	MEMORY_SWAP_TOTAL	BIGINT	Total amount of swap space.
	MEMORY_SWAP_FREE	BIGINT	Amount of free swap space.
Virtual memory	VIRTUAL_MEM_TOTAL	BIGINT	Total amount of virtual memory on the system.
	VIRTUAL_MEM_RESERVED	BIGINT	Amount of reserved virtual memory.

Table 65. Possible values for the NAME and DATATYPE columns (continued)

Information type	Name	Data Types	Description
CPU load	CPU_USAGE_TOTAL	DECIMAL	Percentage of time the CF workers are busy doing work when the CF is bound to its own set of CPUs

ENV_FEATURE_INFO administrative view - Return license information for product offerings

The ENV_FEATURE_INFO administrative view returns information about all available offerings for which a license is required. For each offering, there is information about whether or not a valid license for the offering has been installed.

The schema is SYSIBMADM.

Authorization

One of the following authorizations is required:

- SELECT privilege on the ENV_FEATURE_INFO administrative view
- CONTROL privilege on the ENV_FEATURE_INFO administrative view
- DATAACCESS authority
- DBADM authority
- SQLADM authority
- ACCESSCTRL authority
- SECADM authority

Default PUBLIC privilege

In a non-restrictive database, SELECT privilege is granted to PUBLIC when the view is automatically created.

Example

Request the installed product offerings license information.

```
SELECT FEATURE_NAME, FEATURE_FULLNAME, LICENSE_INSTALLED,
       PRODUCT_NAME, FEATURE_USE_STATUS
FROM SYSIBMADM.ENV_FEATURE_INFO
```

The following is an example of output from this query.

```
FEATURE_NAME  FEATURE_FULLNAME  ...
-----
BAF           IBM_DB2_BLU_ACCELERATION_IN_MEMORY_OFFERING  ...
PMF           IBM_DB2_PERFORMANCE_MANAGEMENT_OFFERING      ...
EF            IBM_DB2_ENCRYPTION_OFFERING                  ...
BCF           IBM_DB2_BUSINESS_APPLICATION_CONTINUITY_OFFERING...
```

Output from this query (continued).

```
... LICENSE_INSTALLED  PRODUCT_NAME  FEATURE_USE_STATUS
... -----
... Y                 ESE           NOT_USED
... N                 ESE           NOT_USED
... N                 ESE           NOT_USED
... N                 ESE           NOT_USED
```

ENV_FEATURE_INFO administrative view metadata

Table 66. ENV_FEATURE_INFO administrative view metadata

Column name	Data type	Description
FEATURE_NAME	VARCHAR(26)	Short names for product offerings that are available on licensed servers.
FEATURE_FULLNAME	VARCHAR(100)	Full name of product offerings. Column values are displayed in English using uppercase letters. Words are separated by an underscore character instead of a space character.
LICENSE_INSTALLED	CHAR(1)	Indicates if offering is licensed. If the value is 'N', the offering is not licensed. If the value is 'Y', the offering is licensed.
PRODUCT_NAME	VARCHAR(26)	product_name - Product Name monitor element
FEATURE_USE_STATUS	VARCHAR(30)	Indicates the license compliance status. This value indicates the usage status of the offering. There are three possible values: <ul style="list-style-type: none">• IN_COMPLIANCE: Offering has been used at least once and there is a valid license for the feature.• IN_VIOLATION: Offering has been used at least once and there is no valid license for the feature.• NOT_USED: Offering has not been used.

ENV_GET_DB2_EDU_SYSTEM_RESOURCES table function - Return information about the database engine dispatchable units

The ENV_GET_DB2_EDU_SYSTEM_RESOURCES table function returns system resource metrics at the instance level for all database engine dispatchable units (EDUs).

Authorization

One of the following authorizations is required:

- EXECUTE privilege on the routine
- DATAACCESS authority
- SQLADM authority
- DBADM authority

Default PUBLIC privilege

None

Syntax

►► ENV_GET_DB2_EDU_SYSTEM_RESOURCES — (— *member* —) ►►

The schema is SYSPROC.

Routine parameters

member

An input parameter of type INTEGER that specifies a valid database member from which the records are to be fetched. Specify -1 or NULL for the current member, or -2 for information from all active database members. An active database member is a database that is available for connection and use by applications. The default value is NULL.

Information returned

Table 67. Information returned by the ENV_GET_DB2_EDU_SYSTEM_RESOURCES routine

Column name	Data type	Description
MEMBER	SMALLINT	member - Database member monitor element
EDU_ID	BIGINT	edu_id - Engine dispatchable unit ID monitor element
EDU_NAME	VARCHAR (128)	edu_name - Engine dispatchable unit name monitor element
DB2_PROCESS_ID	BIGINT	db2_process_id - database process ID monitor element
TID	BIGINT	agent_tid - Agent thread ID monitor element
KTID	BIGINT	ktid - Kernel thread ID monitor element
CPU_USER_TIME_MS	BIGINT	CPU user processing time in microseconds.
CPU_SYSTEM_TIME_MS	BIGINT	CPU system processing time in microseconds.
RESOURCE_METHOD	VARCHAR (8)	Resource policy method in use for this EDU.
RESOURCE_BINDING	VARCHAR (30)	Resource policy binding that is in use for this EDU.
RESOURCE_GROUP	VARCHAR (30)	Resource group that is associated with the resource policy binding that is in use for this EDU.

Examples

1. List the EDU_NAME and DB2_PROCESS_ID on all members.

```
SELECT EDU_NAME, DB2_PROCESS_ID
FROM TABLE (ENV_GET_DB2_EDU_SYSTEM_RESOURCES(-2))
```

This query returns the following output:

```
EDU_NAME                                DB2_PROCESS_ID
-----                                -
db2agntdp (TEST)                        4615
db2agntdp (TEST)                        4615
db2agent (TEST)                         4615
db2evm1i (DB2DETAILLDEADLOCK)           4615
db2pcsd (TEST)                          4615
db2fw3 (TEST)                           4615
db2fw2 (TEST)                           4615
```

```

db2fw1 (TEST) 4615
db2fw0 (TEST) 4615
db2lused (TEST) 4615
db2w1md (TEST) 4615
db2taskd (TEST) 4615
db2pfchr (TEST) 4615
db2pfchr (TEST) 4615
db2pfchr (TEST) 4615
db2pclnr (TEST) 4615
db2pclnr (TEST) 4615
db2pclnr (TEST) 4615
db2pclnr (TEST) 4615
db2lfr.0 (TEST) 4615
db2loggw (TEST) 4615
db2loggr (TEST) 4615
db2dlock (TEST) 4615
db2agent (TEST) 4615
db2stmm (TEST) 4615
db2resync 4615
db2ipccm 4615
db2w1mtm 4615
db2w1mt 4615
db2licc 4615
db2thcln 4615
db2alarm 4615
db2sysc 4615

```

33 record(s) selected.

- List TID, RESOURCE_METHOD, and CPU_USER_TIME_MS on all members.

```

SELECT TID, RESOURCE_METHOD, CPU_USER_TIME_MS
FROM TABLE (ENV_GET_DB2_EDU_SYSTEM_RESOURCES(-2))

```

This query returns the following output:

TID	RESOURCE_METHOD	CPU_USER_TIME_MS
46913046964544	-	6970000
46913063741760	-	14950000
46913025993024	-	1260000
46913042770240	-	0
46913030187328	-	0
46913114073408	-	0
46913059547456	-	0
46913038575936	-	0
46913055353152	-	0
46913067936064	-	60000
46913072130368	-	0
46913051158848	-	0
46913080518976	-	0
46913076324672	-	20000
46913084713280	-	20000
46913097296192	-	0
46913101490496	-	0
46913088907584	-	0
46913109879104	-	0
46913105684800	-	0
46913093101888	-	60000
46913118267712	-	70000
46913122462016	-	0
46913034381632	-	4070000
46913126656320	-	7000000
46913130850624	-	320000
46913135044928	-	50000
46913139239232	-	0
46913143433536	-	0
46913147627840	-	0
46913151822144	-	0
46913156016448	-	0
46912895969600	-	7660000

33 record(s) selected.

ENV_GET_DB2_SYSTEM_RESOURCES table function - Return database system information

The ENV_GET_DB2_SYSTEM_RESOURCES table function returns CPU usage and database process information for specified members in the current instance.

Syntax

```
► ENV_GET_DB2_SYSTEM_RESOURCES ( — member — ) ◄
```

The schema is SYSPROC.

Table function parameters

member

An input argument of type INTEGER that specifies a valid member in the same instance as the currently connected database when calling this function. Specify -1 for the current database member, or -2 for all database members. If the NULL value is specified, -1 is set implicitly.

Authorization

One of the following authorizations is required:

- EXECUTE privilege on the table function
- DATAACCESS authority
- DBADM authority
- SQLADM authority

Default PUBLIC privilege

None

Example

```
SELECT VARCHAR(db2_process_name, 20) AS NAME, CPU_USER, CPU_SYSTEM  
FROM TABLE(ENV_GET_DB2_SYSTEM_RESOURCES(-2))
```

This query returns the following output:

NAME	CPU_USER	CPU_SYSTEM
db2fmp	14	9
db2sysc	11752	541
db2syscr	13	8
db2fmp	24	14

4 record(s) selected.

Information returned

Column name	Data type	Description
MEMBER	SMALLINT	member - Database member monitor element
DB2_PROCESS_NAME	VARCHAR(128)	db2_process_name - process name monitor element
DB2_PROCESS_ID	BIGINT	db2_process_id - process ID monitor element

Table 68. Information returned by the ENV_GET_DB2_SYSTEM_RESOURCES table function (continued)

Column name	Data type	Description
CPU_USER	BIGINT	cpu_user - Non-kernel processing time monitor element
CPU_SYSTEM	BIGINT	cpu_system - Kernel time monitor element

ENV_GET_NETWORK_RESOURCES table function - Return network information

The ENV_GET_NETWORK_RESOURCES table function returns information for all active network adaptors on the host machines on which the database system runs.

Authorization

One of the following authorizations is required:

- EXECUTE privilege on the table function
- DATAACCESS authority
- DBADM authority
- SQLADM authority

The schema is SYSPROC.

Default PUBLIC privilege

None

Example

```
SELECT varchar(adapter_name, 20) as name,
       packets_received,
       packets_sent,
       total_bytes_received,
       total_bytes_sent
FROM TABLE(ENV_GET_NETWORK_RESOURCES())
```

The query returns the following input:

```
NAME                PACKETS_RECEIVED  PACKETS_SENT  TOTAL_BYTES_RECEIVED
-----
lo                   467182039        467182039     528451011980
eth0                 426287355        431398744     351656704796
eth1                 0                0              0

TOTAL_BYTES_SENT
-----
528451011980
272061746005
0
```

Information returned

Table 69. Information returned by the ENV_GET_NETWORK_RESOURCES table function

Column name	Data type	Description
MEMBER	SMALLINT	member - Database member monitor element
HOST_NAME	VARCHAR(255)	host_name - Host name monitor element

Table 69. Information returned by the ENV_GET_NETWORK_RESOURCES table function (continued)

Column name	Data type	Description
ADAPTER_NAME	VARCHAR(255)	adapter_name - Adapter name monitor element
PACKETS_RECEIVED	BIGINT	packets_received - Packets received monitor element
PACKETS_SENT	BIGINT	packets_sent - Packets sent monitor element
PACKET_RECEIVE_ERRORS	BIGINT	packet_receive_errors - Packet receive errors monitor element
PACKET_SEND_ERRORS	BIGINT	packet_send_errors - Packet send errors monitor element
TOTAL_BYTES_RECEIVED	BIGINT	total_bytes_received - Total bytes received monitor element
TOTAL_BYTES_SENT	BIGINT	total_bytes_sent - Total bytes sent monitor element

ENV_GET_REG_VARIABLES table function - Retrieve database registry settings that are in use

The ENV_GET_REG_VARIABLES table function returns the database registry settings from one or all database members.

Note: The ENV_GET_REG_VARIABLES table function replaces the deprecated REG_VARIABLES administrative view. The ENV_GET_REG_VARIABLES function is different in that it allows for a single parameter value to denote a specific member to query, and returns an addition result for the registry setting currently stored on disk.

Authorization

One of the following authorizations is required:

- EXECUTE privilege on the ENV_GET_REG_VARIABLES table function
- DATAACCESS authority
- DBADM authority
- SQLADM authority

In addition, one of the following privileges or authorities is also required:

- EXECUTE privilege on the ENV_GET_REG_VARIABLES table function

Default PUBLIC privilege

None

Syntax

► ENV_GET_REG_VARIABLES ((— *member* — , — *showall* —)) ◄

The schema is SYSPROC.

Table function parameters

member

An input argument of type INTEGER that specifies a valid member in the same instance as the currently connected database when calling this function. Specify -1 for the current database member, or -2 for all database members. If the NULL value is specified, -1 is set implicitly.

showall

An input argument of type SMALLINT that specifies if information on all registry variables is returned. Specify 0 to show only those registry variables currently set, or 1 to show all registry variables. If the null value is specified, 0 is set implicitly. The default value is NULL.

Information returned

Column name	Data type	Description
MEMBER	SMALLINT	member - Database member monitor element
REG_VAR_NAME	VARCHAR(256)	Name of the database registry variable.
REG_VAR_VALUE	VARCHAR(2048)	Current setting of the database registry variable in memory.
REG_VAR_ON_DISK_VALUE	VARCHAR(2048)	Current setting of the database registry variable on disk.
IS_AGGREGATE	SMALLINT	Indicates whether or not the database registry variable is an aggregate variable. The possible return values are 0 if it is not an aggregate variable, and 1 if it is an aggregate variable.
AGGREGATE_NAME	VARCHAR(256)	Name of the aggregate if the database registry variable is currently obtaining its value from a configured aggregate. If the registry variable is not being set through an aggregate, or is set through an aggregate but has been overridden, the value of AGGREGATE_NAME is NULL.
LEVEL	CHAR(1)	Indicates the level at which the database registry variable acquires its value. The possible return values and the corresponding levels that they represent are: <ul style="list-style-type: none">• I = instance• G = global• N = database partition• E = environment
REG_VAR_DEFAULT_VALUE	VARCHAR(2048)	Default value for the registry variable.

Examples

- Show all database registry settings (including registry variables that are not set) for all database members:

```
select MEMBER, REG_VAR_NAME,
       REG_VAR_VALUE, REG_VAR_ON_DISK_VALUE
from table(ENV_GET_REG_VARIABLES(-2, 1))
```

- In this example, the registry variable DB2DBDFT, which specifies the database alias name to use for implicit connections, is set to CORP_1. This is done before the database instance starts:

```
db2set db2dbdft=CORP_1
db2start
```

Then you can issue a query to show that registry variable setting:

```
select substr(reg_var_value,1,20) as VALUE,
       substr(reg_var_on_disk_value,1,20) as ON_DISK_VALUE
from table(env_get_reg_variables(-1))
where reg_var_name = 'DB2DBDFT'
```

This query returns the following output:

```
VALUE          ON_DISK_VALUE
-----
CORP_1         CORP_1
1 record(s) selected.
```

To demonstrate the difference between in memory and on disk values for the registry settings, the DB2DBDFT registry variable is then altered:

```
db2set db2dbdft=DEPT_MAJOR
```

Running the same query as the previous one, shows that this new value is immediately picked up by the ENV_GET_REG_VARIABLES function:

```
VALUE          ON_DISK_VALUE
-----
CORP_1         DEPT_MAJOR
1 record(s) selected.
```

However, note that the in memory value will not change to the new value until the database instance is restarted.

ENV_GET_INSTANCE_CODE_LEVELS table function - Return architectural level

The ENV_GET_INSTANCE_CODE_LEVELS table function returns the code level for the instance, members, and cluster caching facilities.

Authorization

One of the following authorizations is required:

- EXECUTE privilege on the routine
- DATAACCESS authority
- DBADM authority
- SQLADM authority

Default PUBLIC privilege

In a non-restrictive database, SELECT privilege is granted to PUBLIC when the routine is automatically created.

Syntax

```
➤ ENV_GET_INSTANCE_CODE_LEVELS — ( — ) ➤
```

The schema is SYSPROC.

Information returned

<i>Table 71. Information returned by the ENV_GET_INSTANCE_CODE_LEVELS routine</i>		
Column name	Data type	Description
RECORD_TYPE	VARCHAR(10)	The record type, which specifies if rolling updates information is specific to an instance, cluster caching facility, or member.
ID	SMALLINT	Host as represented in db2nodes.cfg (0 for the INSTANCE level record).
ARCHITECTURE_LEVEL_DISK	VARCHAR(50)	Architecture level value stored on disk.
ARCHITECTURE_LEVEL_MEMORY	VARCHAR(50)	Architecture level value stored in memory.
SECTION_LEVEL_DISK	VARCHAR(50)	Section level stored on disk.
SECTION_LEVEL_MEMORY	VARCHAR(50)	Section level stored in memory.
CODE_LEVEL_DISK	VARCHAR(50)	Code level stored on disk.
CODE_LEVEL_MEMORY	VARCHAR(50)	Code level stored in memory.
STATE	VARCHAR(60)	Rolling Updates state: <ul style="list-style-type: none"> • NONE • NOT COMPUTED • OFFLINE UPDATE INITIATED • ONLINE UPDATE INITIATED
LAST_UPDATED	TIMESTAMP	Timestamp indicating when this member was last updated.
ARCHITECTURE_LEVEL_DISK_PACKED	VARCHAR(8) FOR BIT DATA	Packed format of the architecture level stored on disk.
ARCHITECTURE_LEVEL_MEMORY_PACKED	VARCHAR(8) FOR BIT DATA	Packed format of the architecture level stored in memory.
SECTION_LEVEL_DISK_PACKED	VARCHAR(8) FOR BIT DATA	Packed format of the section level stored on disk.
SECTION_LEVEL_MEMORY_PACKED	VARCHAR(8) FOR BIT DATA	Packed format of the section level stored in memory.
CODE_LEVEL_DISK_PACKED	VARCHAR(8) FOR BIT DATA	Packed format of the code level stored on disk.
CODE_LEVEL_MEMORY_PACKED	VARCHAR(8) FOR BIT DATA	Packed format of the code level stored in memory.

Example

Simulation of an online rolling update from Version 10.5 Fix Pack 1 to Fix Pack 2 for an instance named "INST1". It is assumed that Fix Pack 2 introduced a new architecture level but the section level remained unchanged since Version 10.5.

1. The instance starts in a homogeneous state. All members are identical.

```
SELECT RECORD_TYPE, ID, SUBSTR(ARCHITECTURE_LEVEL_DISK,1,28)
AS ARCHITECTURE_LEVEL, SUBSTR(SECTION_LEVEL_DISK,1,26)
AS SECTION_LEVEL, SUBSTR(CODE_LEVEL_DISK,1, 28)
AS CODE_LEVEL, LAST_UPDATED
FROM TABLE (SYSPROC.ENV_GET_INSTANCE_CODE_LEVELS())
```

This query returns the following output:

RECORD_TYPE	ID	ARCHITECTURE_LEVEL	SECTION_LEVEL	...
INSTANCE	-	V:10 R:5 M:0 F:1 I:0 SB:0	-	...
MEMBER	0	V:10 R:5 M:0 F:1 I:0 SB:0	V:10 R:5 M:0 F:0 I:0 SB:0	...
MEMBER	1	V:10 R:5 M:0 F:1 I:0 SB:0	V:10 R:5 M:0 F:0 I:0 SB:0	...
MEMBER	2	V:10 R:5 M:0 F:1 I:0 SB:0	V:10 R:5 M:0 F:0 I:0 SB:0	...
CF	128	V:10 R:5 M:0 F:1 I:0 SB:0	-	...
CF	129	V:10 R:5 M:0 F:1 I:0 SB:0	-	...

Query output (continued):

...CODE_LEVEL	LAST_UPDATED
...V:10 R:5 M:0 F:1 I:0 SB:0	2012-10-06-19.12.00.000000
...V:10 R:5 M:0 F:1 I:0 SB:0	2012-10-06-19.12.00.000000
...V:10 R:5 M:0 F:1 I:0 SB:0	2012-10-06-19.12.00.000000
...V:10 R:5 M:0 F:1 I:0 SB:0	2012-10-06-19.12.00.000000
...V:10 R:5 M:0 F:1 I:0 SB:0	2012-10-06-19.12.00.000000
...V:10 R:5 M:0 F:1 I:0 SB:0	2012-10-06-19.12.00.000000

6 record(s) selected.

2. The user updates two cluster caching facilities (CFs) using the following command on both CFs:

```
./installFixPack -p FP2_install_path INST1
```

Query output:

RECORD_TYPE	ID	ARCHITECTURE_LEVEL	SECTION_LEVEL	...
INSTANCE	-	V:10 R:5 M:0 F:1 I:0 SB:0	-	...
MEMBER	0	V:10 R:5 M:0 F:1 I:0 SB:0	V:10 R:5 M:0 F:0 I:0 SB:0	...
MEMBER	1	V:10 R:5 M:0 F:1 I:0 SB:0	V:10 R:5 M:0 F:0 I:0 SB:0	...
MEMBER	2	V:10 R:5 M:0 F:1 I:0 SB:0	V:10 R:5 M:0 F:0 I:0 SB:0	...
CF	128	V:10 R:5 M:0 F:2 I:0 SB:0	-	...
CF	129	V:10 R:5 M:0 F:2 I:0 SB:0	-	...

Query output (continued):

... CODE_LEVEL	LAST_UPDATED
... V:10 R:5 M:0 F:1 I:0 SB:0	2012-10-06-19.12.00.000000
... V:10 R:5 M:0 F:1 I:0 SB:0	2012-10-06-19.12.00.000000
... V:10 R:5 M:0 F:1 I:0 SB:0	2012-10-06-19.12.00.000000
... V:10 R:5 M:0 F:1 I:0 SB:0	2012-10-06-19.12.00.000000
... V:10 R:5 M:0 F:2 I:0 SB:0	2012-10-06-19.23.44.000000
... V:10 R:5 M:0 F:2 I:0 SB:0	2012-10-06-19.22.49.000000

6 record(s) selected.

3. The three members are subsequently moved to Fix Pack 2 using the same installFixPack command:

```
./installFixPack -p FP2_install_path INST1
```

Query output:

RECORD_TYPE	ID	ARCHITECTURE_LEVEL	SECTION_LEVEL	...
INSTANCE	-	V:10 R:5 M:0 F:1 I:0 SB:0	-	...
MEMBER	0	V:10 R:5 M:0 F:2 I:0 SB:0	V:10 R:5 M:0 F:0 I:0 SB:0	...
MEMBER	1	V:10 R:5 M:0 F:2 I:0 SB:0	V:10 R:5 M:0 F:0 I:0 SB:0	...
MEMBER	2	V:10 R:5 M:0 F:2 I:0 SB:0	V:10 R:5 M:0 F:0 I:0 SB:0	...

```
CF          128 V:10 R:5 M:0 F:2 I:0 SB:0  -      ...
CF          129 V:10 R:5 M:0 F:2 I:0 SB:0  -      ...
```

Query output (continued):

```
... CODE_LEVEL          LAST_UPDATED
-----
... V:10 R:5 M:0 F:1 I:0 SB:0  2012-10-06-19.12.00.000000
... V:10 R:5 M:0 F:2 I:0 SB:0  2012-10-06-19.29.39.000000
... V:10 R:5 M:0 F:2 I:0 SB:0  2012-10-06-19.30.34.000000
... V:10 R:5 M:0 F:2 I:0 SB:0  2012-10-06-19.31.25.000000
... V:10 R:5 M:0 F:2 I:0 SB:0  2012-10-06-19.23.44.000000
... V:10 R:5 M:0 F:2 I:0 SB:0  2012-10-06-19.22.49.000000

        6 record(s) selected.
```

4. The cluster is then committed at the new level of code, using the following command:

```
./installFixPack -commit_new_level
```

Query output:

```
RECORD_TYPE ID          ARCHITECTURE_LEVEL          SECTION_LEVEL          ...
-----
INSTANCE      - V:10 R:5 M:0 F:2 I:0 SB:0  -                      ...
MEMBER          0 V:10 R:5 M:0 F:2 I:0 SB:0  V:10 R:5 M:0 F:0 I:0 SB:0  ...
MEMBER          1 V:10 R:5 M:0 F:2 I:0 SB:0  V:10 R:5 M:0 F:0 I:0 SB:0  ...
MEMBER          2 V:10 R:5 M:0 F:2 I:0 SB:0  V:10 R:5 M:0 F:0 I:0 SB:0  ...
CF              128 V:10 R:5 M:0 F:2 I:0 SB:0  -                      ...
CF              129 V:10 R:5 M:0 F:2 I:0 SB:0  -                      ...
```

Query output (continued):

```
... CODE_LEVEL          LAST_UPDATED
-----
... V:10 R:5 M:0 F:2 I:0 SB:0  2012-10-06-19.36.40.000000
... V:10 R:5 M:0 F:2 I:0 SB:0  2012-10-06-19.29.39.000000
... V:10 R:5 M:0 F:2 I:0 SB:0  2012-10-06-19.30.34.000000
... V:10 R:5 M:0 F:2 I:0 SB:0  2012-10-06-19.31.25.000000
... V:10 R:5 M:0 F:2 I:0 SB:0  2012-10-06-19.23.44.000000
... V:10 R:5 M:0 F:2 I:0 SB:0  2012-10-06-19.22.49.000000

        6 record(s) selected.
```

ENV_GET_SYSTEM_RESOURCES table function - Return system information

The ENV_GET_SYSTEM_RESOURCES table function returns operating system, CPU, memory, and other information that is related to members on the system.

The active database can reside on one or more members on the system. This table function returns data only from members where the database that issued the command is active.

Note: The ENV_GET_SYSTEM_RESOURCES table function replaces the ENV_GET_SYS_RESOURCES table function and the associated ENV_SYS_RESOURCES administrative view.

The ENV_GET_SYSTEM_RESOURCES table function returns all data in one row with multiple columns for each member, instead of multiple rows for each member. Additionally, data that the ENV_GET_SYS_RESOURCES table function returns for the DBPARTITIONNUM column is returned in the MEMBER column by the ENV_GET_SYSTEM_RESOURCES table function.

The schema is SYSPROC.

Authorization

One of the following authorizations is required:

- EXECUTE privilege on the table function
- DATAACCESS authority
- DBADM authority
- SQLADM authority

Default PUBLIC privilege

None

Information returned

<i>Table 72. Information returned for ENV_GET_SYSTEM_RESOURCES</i>		
Column name	Data type	Description
MEMBER	SMALLINT	member - Database member monitor element
OS_NAME	VARCHAR(256)	os_name - Operating system name monitor element
HOST_NAME	VARCHAR(255)	host_name - Host name monitor element
OS_VERSION	VARCHAR(256)	os_version - Operating system version monitor element
OS_RELEASE	VARCHAR(256)	os_release - Operating system release monitor element
MACHINE_IDENTIFICATION	VARCHAR(256)	machine_identification - Host hardware identification monitor element
OS_LEVEL	VARCHAR(256)	os_level - Operating system level monitor element
CPU_TOTAL	BIGINT	cpu_total - Number of CPUs monitor element
CPU_ONLINE	BIGINT	cpu_online - Number of CPUs online monitor element
CPU_CONFIGURED	BIGINT	cpu_configured - Number of configured CPUs monitor element
CPU_SPEED	BIGINT	cpu_speed - CPU clock speed monitor element
CPU_TIMEBASE	BIGINT	cpu_timebase - Frequency of timebase register increment monitor element
CPU_HMT_DEGREE	BIGINT	cpu_hmt_degree - Number of logical CPUs monitor element
CPU_CORES_PER_SOCKET	BIGINT	cpu_cores_per_socket - Number of CPU cores per socket monitor element
MEMORY_TOTAL	BIGINT	memory_total - Total physical memory monitor element
MEMORY_FREE	BIGINT	memory_free - Amount of free physical memory monitor element
MEMORY_SWAP_TOTAL	BIGINT	memory_swap_total - Total swap space monitor element
MEMORY_SWAP_FREE	BIGINT	memory_swap_free - Total free swap space monitor element
VIRTUAL_MEM_TOTAL	BIGINT	virtual_mem_total - Total virtual memory monitor element
VIRTUAL_MEM_RESERVED	BIGINT	virtual_mem_reserved - Reserved virtual memory monitor element
VIRTUAL_MEM_FREE	BIGINT	virtual_mem_free - Free virtual memory monitor element
CPU_LOAD_SHORT	DOUBLE	cpu_load_short - Processor load (short timeframe) monitor element
CPU_LOAD_MEDIUM	DOUBLE	cpu_load_medium - Processor load (medium timeframe) monitor element

Table 72. Information returned for ENV_GET_SYSTEM_RESOURCES (continued)

Column name	Data type	Description
CPU_LOAD_LONG	DOUBLE	cpu_load_long - Processor load (long timeframe) monitor element
CPU_USAGE_TOTAL	SMALLINT	cpu_usage_total - Processor usage monitor element
CPU_USER ¹	BIGINT	cpu_user - Non-kernel processing time monitor element
CPU_IDLE ¹	BIGINT	cpu_idle - Processor idle time monitor element
CPU_IOWAIT ¹	BIGINT	cpu_iowait - IO Wait time monitor element
CPU_SYSTEM ¹	BIGINT	cpu_system - Kernel time monitor element
SWAP_PAGE_SIZE	BIGINT	swap_page_size - Swap page size monitor element
SWAP_PAGES_IN	BIGINT	swap_pages_in - Pages swapped in from disk monitor element
SWAP_PAGES_OUT	BIGINT	swap_pages_out - Pages swapped out to disk monitor element
OS_FULL_VERSION	VARCHAR(256)	os_full_version - Operating system full version monitor element
OS_KERNEL_VERSION	VARCHAR(256)	os_kernel_version - Operating system kernel identifier monitor element
OS_ARCH_TYPE	VARCHAR(256)	os_arch_type - Operating system architecture type monitor element

Note:

1

These metrics have been aggregated across all logical processors on the system.

On the AIX operating system, the metrics are for the Workload partition (WPAR) and Logical partition (LPAR) on which the database server is running.

Usage notes

- In a virtualized environment (such as VMWare ESX) the database system might be unable to determine the CPU topology such as CPU_HMT_DEGREE or CPU_CORES_PER_SOCKET. This occurs because of limited information that the hypervisor makes available to the virtualized operating system. In such cases, CPU_CORES_PER_SOCKET and CPU_HMT_DEGREE will have a value of 1.
- To return accurate results, the ENV_GET_SYSTEM_RESOURCES table function takes more than 1 second on AIX, HP, and Windows operating systems.

Examples

Example 1: Obtain operating system information for every member in a three-member Db2 pureScale setup:

```
select MEMBER, varchar(HOST_NAME,12) as HOST_NAME, varchar(OS_NAME,8) as OS_NAME,
       varchar(OS_VERSION,8) as OS_VERSION, varchar(OS_RELEASE,8)
       as OS_RELEASE from table(SYSPROC.ENV_GET_SYSTEM_RESOURCES()) order by MEMBER
```

Sample output is as follows:

MEMBER	HOST_NAME	OS_NAME	OS_VERSION	OS_RELEASE
0	hotel75	Linux	2	6
1	hotel78	Linux	2	6

```

2 hotel190      Linux      2          6
3 record(s) selected.

```

Example 2: Obtain memory information for the system hosting this database on a Db2 Enterprise Server Edition system:

```

select varchar(HOST_NAME,12) as HOST_NAME, MEMORY_TOTAL, MEMORY_FREE,
MEMORY_SWAP_TOTAL, MEMORY_SWAP_FREE, VIRTUAL_MEM_TOTAL, VIRTUAL_MEM_FREE
from table(SYSPROC.ENV_GET_SYSTEM_RESOURCES())

```

Sample output is as follows. Because of space constraints, the output is continued on a second line.

```

HOST_NAME      MEMORY_TOTAL      MEMORY_FREE      MEMORY_SWAP_TOTAL      ...
-----
hotel175              32189              4370              8198      ...
1 record(s) selected

```

```

... MEMORY_SWAP_FREE      VIRTUAL_MEM_TOTAL      VIRTUAL_MEM_FREE
...
...              7316              40387              11686

```

Example 3: Find the load times for all the systems hosting the database, in a four member partitioned database environment.

```

select MEMBER, varchar(HOST_NAME,12) as HOST_NAME,
CPU_LOAD_SHORT, CPU_LOAD_MEDIUM, CPU_LOAD_LONG
from table(SYSPROC.ENV_GET_SYSTEM_RESOURCES()) order by MEMBER

```

Sample output is as follows:

```

MEMBER HOST_NAME CPU_LOAD_SHORT      CPU_LOAD_MEDIUM
CPU_LOAD_LONG
-----
0 hotel175 +5.210000000000000E+000 +5.080000000000000E+000 +4.670000000000000E
+000
1 hotel178 +1.330000000000000E+000 +2.180000000000000E+000 +3.660000000000000E
+000
2 hotel190 +9.020000000000000E+000 +9.080000000000000E+000 +9.470000000000000E
+000
3 hotel132 +1.090000000000000E+000 +1.380000000000000E+000 +1.270000000000000E
+000
4 record(s) selected.

```

Example 4:

```

select MEMBER, varchar(HOST_NAME,12) as HOST_NAME, CPU_TOTAL,
MEMORY_TOTAL, CPU_LOAD_SHORT
from table(SYSPROC.ENV_GET_SYSTEM_RESOURCES())
order by MEMBER

```

Sample output is as follows:

```

MEMBER HOST_NAME      CPU_TOTAL      MEMORY_TOTAL      CPU_LOAD_SHORT
-----
0 coralpib23      24              81920      +1.23696899414062E+000
1 coralpib23      24              81920      +1.23696899414062E+000
2 coralpib23      24              81920      +1.23696899414062E+000
3 coralpib23      24              81920      +1.23696899414062E+000
4 record(s) selected.

```

ENV_INST_INFO administrative view - Retrieve information about the current instance

The ENV_INST_INFO administrative view returns information about the current instance.

The schema is SYSIBMADM.

Authorization

One of the following authorizations is required:

- SELECT privilege on the ENV_INST_INFO administrative view
- CONTROL privilege on the ENV_INST_INFO administrative view
- DATAACCESS authority
- DBADM authority
- SQLADM authority
- ACCESSCTRL authority
- SECADM authority

Default PUBLIC privilege

In a non-restrictive database, SELECT privilege is granted to PUBLIC when the view is automatically created.

Example

Request information about the current instance.

```
SELECT * FROM SYSIBMADM.ENV_INST_INFO
```

The following is an example of output for this query.

```
INST_NAME          IS_INST_PARTITIONABLE  NUM_DBPARTITIONS  INST_PTR_SIZE  ...
-----
DB2                0                      1                 32            ...

1 record(s) selected.
```

Output for this query (continued).

```
... RELEASE_NUM    SERVICE_LEVEL    BLD_LEVEL    PTF    FIXPACK_NUM
-----
... 01010107       Db2 v11.1.1.1   n051106     .      0
```

Information returned

Column name	Data type	Description
INST_NAME	VARCHAR(128)	Name of the current instance.
IS_INST_PARTITIONABLE	SMALLINT	Indicates whether or not the current instance is a partitionable database server instance. Possible return values are 0 if it is not a partitionable database server instance, and 1 if it is a partitionable database server instance.
NUM_DBPARTITIONS	INTEGER	Number of database partitions. If it is not a partitioned database environment, returns a value of 1.
INST_PTR_SIZE	INTEGER	Bit size of the current instance (32 or 64).

<i>Table 73. Information returned by the ENV_INST_INFO administrative view (continued)</i>		
Column name	Data type	Description
RELEASE_NUM	VARCHAR(128)	Internal release number, as returned by the db2level command; for example, 03030106.
SERVICE_LEVEL	VARCHAR(128)	Service level, as returned by the db2level command; for example, Db2 v11.1.1
BLD_LEVEL	VARCHAR(128)	Build level, as returned by the db2level command; for example, n041021.
PTF	VARCHAR(128)	Program temporary fix (PTF) identifier, as returned by the db2level command; for example, U498350.
FIXPACK_NUM	INTEGER	Fix Pack number, as returned by the db2level command; for example, 9.
NUM_MEMBERS	INTEGER	The number of members on this instance.

ENV_PROD_INFO administrative view - Retrieve information about installed database products

The ENV_PROD_INFO administrative view returns information about installed database products.

The schema is SYSIBMADM.

Authorization

One of the following authorizations is required:

- SELECT privilege on the ENV_PROD_INFO administrative view
- CONTROL privilege on the ENV_PROD_INFO administrative view
- DATAACCESS authority
- DBADM authority
- SQLADM authority
- ACCESSCTRL authority
- SECADM authority

Default PUBLIC privilege

In a non-restrictive database, SELECT privilege is granted to PUBLIC when the view is automatically created.

Example

Request the installed database product information.

```
SELECT * FROM SYSIBMADM.ENV_PROD_INFO
```

The following is an example of output from this query.

```
INSTALLED_PROD  INSTALLED_PROD_FULLNAME  ...
-----
ESE             DB2_ENTERPRISE_SERVER_EDITION  ...
```

```

WSE          DB2_WORKGROUP_SERVER_EDITION  ...
EXP          DB2_EXPRESS_EDITION           ...

```

Output from this query (continued).

```

... LICENSE_INSTALLED  PROD_RELEASE  LICENSE_TYPE
... -----
... Y                  11.5         AUTHORIZED_USER_SINGLE_INSTALL_OPTION
... N                  11.5         LICENSE_NOT_REGISTERED
... Y                  11.5         RESTRICTED

```

ENV_PROD_INFO administrative view metadata

Table 74. ENV_PROD_INFO administrative view metadata		
Column name	Data type	Description
INSTALLED_PROD	VARCHAR(26)	Identifiers for database products that are installed on the system.
INSTALLED_PROD_FULLNAME	VARCHAR(100)	Full name of installed database products. Column values will be displayed in English in uppercase. Words are separated with an underscore character.
LICENSE_INSTALLED	CHAR(1)	Indicates if product is licensed. If the value is N, the product is not licensed. If the value is Y, the product is licensed. For LICENSE_TYPE values TRIAL and LICENSE_NOT_REGISTERED, the value is always N.
PROD_RELEASE	VARCHAR(26)	Product release number.
LICENSE_TYPE	VARCHAR(50)	Name of the type of license that is installed for the product. The possible return values are: <ul style="list-style-type: none"> • 12_MONTHS_LICENSE_AND_SUBSCRIPTION • AUTHORIZED_USER • AUTHORIZED_USER_SINGLE_INSTALL_OPTION • CLIENT_DEVICE • CPU • CPU_OPTION • HOST_SERVER_AND_MSU • LICENSE_NOT_REGISTERED • MANAGED_PROCESSOR • N/A • RESTRICTED • TRIAL • UNWARRANTED • USER

ENV_SYS_INFO administrative view - Retrieve information about the system

The ENV_SYS_INFO administrative view returns information about the system.

The schema is SYSIBMADM.

Authorization

One of the following authorizations is required:

- SELECT privilege on the ENV_SYS_INFO administrative view
- CONTROL privilege on the ENV_SYS_INFO administrative view
- DATAACCESS authority
- DBADM authority
- SQLADM authority

- ACCESSCTRL authority
- SECADM authority

Default PUBLIC privilege

In a non-restrictive database, SELECT privilege is granted to PUBLIC when the view is automatically created.

Example

Request information about the system.

```
SELECT * from SYSIBMADM.ENV_SYS_INFO
```

The following is an example of output from this query.

```
OS_NAME      OS_VERSION  OS_RELEASE  HOST_NAME
-----
WIN32_NT     5.1         Service Pack 1  D570
1 record(s) selected.
```

Output from this query (continued).

```
... TOTAL_CPUS  CONFIGURED_CPUS  TOTAL_MEMORY
...          1             2             1527
```

Information returned

<i>Table 75. Information returned by the ENV_SYS_INFO administrative view</i>		
Column name	Data type	Description
OS_NAME	VARCHAR(256)	Name of the operating system.
OS_VERSION	VARCHAR(256)	Version number of the operating system.
OS_RELEASE	VARCHAR(256)	Release number of the operating system.
HOST_NAME	VARCHAR(256)	host_name - Host name monitor element
TOTAL_CPUS	INTEGER	The number of processors on this host.
CONFIGURED_CPUS	INTEGER	Number of configured physical CPUs on the system.
TOTAL_MEMORY	INTEGER	Total amount of memory on the system (in megabytes).
OS_FULL_VERSION	VARCHAR(256)	os_full_version - Operating system full version monitor element
OS_KERNEL_VERSION	VARCHAR(256)	os_kernel_version - Operating system kernel identifier monitor element

Table 75. Information returned by the ENV_SYS_INFO administrative view (continued)		
Column name	Data type	Description
OS_ARCH_TYPE	VARCHAR(256)	os_arch_type - Operating system architecture type monitor element

Explain routines

This grouping of routines and views can be used to retrieve information about the access plan that the optimizer chooses for an SQL statement or XQuery statement.

EXPLAIN_GET_MSGS

The EXPLAIN_GET_MSGS table function queries the EXPLAIN_DIAGNOSTIC and EXPLAIN_DIAGNOSTIC_DATA Explain tables, and returns formatted messages.

Syntax

```

▶ EXPLAIN_GET_MSGS ( ( — explain-requester — , — explain-time — , — source-name —
    , — source-schema — , — source-version — , — explain-level — , — stmtno — , —
    , — sectno — , — locale — ) ▶

```

The schema is the same as the Explain table schema.

Table function parameters

Any of the following input arguments can be null. If an argument is null, it is not used to limit the query.

explain-requester

An input argument of type VARCHAR(128) that specifies the authorization ID of the initiator of this Explain request. A null value excludes this parameter from the search condition of the query.

explain-time

An input argument of type TIMESTAMP that specifies the time of initiation for the Explain request. A null value excludes this parameter from the search condition of the query.

source-name

An input argument of type VARCHAR(128) that specifies the name of the package running when the dynamic statement was explained, or the name of the source file when the static SQL statement was explained. A null value excludes this parameter from the search condition of the query.

source-schema

An input argument of type VARCHAR(128) that specifies the schema, or qualifier, of the source of the Explain request. A null value excludes this parameter from the search condition of the query.

source-version

An input argument of type VARCHAR(64) that specifies the version of the source of the Explain request. A null value excludes this parameter from the search condition of the query.

explain-level

An input argument of type CHAR(1) that specifies the level of Explain information for which this row is relevant. A null value excludes this parameter from the search condition of the query.

stmtno

An input argument of type INTEGER that specifies the statement number within the package to which this Explain information is related. A null value excludes this parameter from the search condition of the query.

sectno

An input argument of type INTEGER that specifies the section number within the package to which this Explain information is related. A null value excludes this parameter from the search condition of the query.

locale

An input argument of type VARCHAR(33) that specifies the locale of returned messages. If the specified locale is not installed on the database server, the value is ignored.

Authorization

One of the following authorities is required to execute the routine:

- EXECUTE privilege on the routine
- DATAACCESS authority
- DBADM authority
- SQLADM authority
- EXPLAIN authority

Default PUBLIC privilege

In a non-restrictive database, EXECUTE privilege is granted to PUBLIC when the function is automatically created.

Information returned

<i>Table 76. Information returned by the EXPLAIN_GET_MSGS table function</i>		
Column name	Data type	Description
EXPLAIN_REQUESTER	VARCHAR(128)	Authorization ID of the initiator of this Explain request.
EXPLAIN_TIME	TIMESTAMP	Time of initiation for the Explain request.
SOURCE_NAME	VARCHAR(128)	Name of the package running when the dynamic statement was explained, or the name of the source file when the static SQL statement was explained.
SOURCE_SCHEMA	VARCHAR(128)	Schema, or qualifier, of the source of the Explain request.
SOURCE_VERSION	VARCHAR(64)	Version of the source of the Explain request.
EXPLAIN_LEVEL	CHAR(1)	Level of Explain information for which this row is relevant.
STMTNO	INTEGER	Statement number within the package to which this Explain information is related.
SECTNO	INTEGER	Section number within the package to which this Explain information is related.
DIAGNOSTIC_ID	INTEGER	ID of the diagnostic for a particular instance of a statement in the EXPLAIN_STATEMENT table.

Table 76. Information returned by the EXPLAIN_GET_MSGS table function (continued)

Column name	Data type	Description
LOCALE	VARCHAR(33)	Locale of returned messages. This locale will not match the specified locale if the latter is not installed on the database server.
MSG	VARCHAR(4096)	Formatted message text.

Examples

Request formatted English messages from the Explain tables in the default schema for requester SIMMEN that were generated in the last hour. Specify a source name of SQLC2E03.

```
SELECT MSG
FROM TABLE(EXPLAIN_GET_MSGS(
  'SIMMEN',
  CAST(NULL AS TIMESTAMP),
  'SQLC2E03',
  CAST(NULL AS VARCHAR(128)),
  CAST(NULL AS VARCHAR(64)),
  CAST(NULL AS CHAR(1)),
  CAST(NULL AS INTEGER),
  CAST(NULL AS INTEGER),
  'en_US'))
AS REGISTRYINFO
WHERE EXPLAIN_TIME >= (CURRENT_TIMESTAMP - 1 HOUR)
ORDER BY DIAGNOSTIC_ID
```

The following is an example of output from this query.

```
MSG
-----
EXP0012W Invalid access request. The index "index1" could not be found.
Line number "554", character number "20".
EXP0012W Invalid access request. The index "index2" could not be found.
Line number "573", character number "20".
EXP0015W Invalid join request. Join refers to tables that are not in
the same FROM clause. Line number "573", character number "20".
```

EXPLAIN_FORMAT_STATS

This scalar function is used to display formatted statistics information which is parsed and extracted from explain snapshot captured for a given query.

Syntax

►► EXPLAIN_FORMAT_STATS — (— *snapshot* —) ►►

The schema is SYSPROC.

Function parameters

snapshot

An input argument of type BLOB(10M) that is the explain snapshot captured for a given query. It is stored as snapshot column of explain table *EXPLAIN_STATEMENT*

Authorization

One of the following authorities is required to execute the routine:

- EXECUTE privilege on the routine
- DATAACCESS authority
- DBADM authority

- SQLADM authority
- EXPLAIN authority

Default PUBLIC privilege

In a non-restrictive database, EXECUTE privilege is granted to PUBLIC when the function is automatically created.

Information returned

The data type of the result is CLOB(50M).

Example

```
SELECT EXPLAIN_FORMAT_STATS(SNAPSHOT)
FROM EXPLAIN_STATEMENT
WHERE EXPLAIN_REQUESTER = 'DB2USER1' AND
      EXPLAIN_TIME = timestamp('2006-05-12-14.38.11.109432') AND
      SOURCE_NAME = 'SQLC2FOA' AND
      SOURCE_SCHEMA = 'NULLID' AND
      SOURCE_VERSION = '' AND
      EXPLAIN_LEVEL = '0' AND
      STMTNO = 1 AND
      SECTNO = 201
```

The following is a sample output of this function:

```
Tablespace Context:
-----
Name:                USERSPACE1
Overhead:            7.500000
Transfer Rate:       0.060000
Prefetch Size:      32
Extent Size:         32
Type:                Database managed
Partition Group Name: NULLP
Buffer Pool Identifier: 0

Base Table Statistics:
-----
Name:                T1
Schema:              DB2USER2
Number of Columns:   3
Number of Pages with Rows: 1
Number of Pages:     1
Number of Rows:      5
Table Overflow Record Count: 0
Width of Rows:       26
Time of Creation:    2006-06-16-11.46.53.041085
Last Statistics Update: 2006-06-26-12.23.44.814201
Statistics Type:     Fabrication
Primary Tablespace:  USERSPACE1
Tablespace for Indexes:  USERSPACE1
Tablespace for Long Data:  NULLP
Number of Referenced Columns: 2
Number of Indexes:    1
Volatile Table:      No
Table Active Blocks:  1
Number of Column Groups: 0
Number of Data Partitions: 1
Average Row Compression Ratio: -9.000000
Percent Rows Compressed: -9.000000
Average Compressed Row Size: -9
Statistics Type:     U

Column Information:
-----
Number:              1
Name:                C1
Statistics Available: Yes

Column Statistics:
-----
Schema name of the column type:  SYSIBM
```

```

Name of column type:          INTEGER
Maximum column length:       4
Scale for decimal column:    0
Number of distinct column values: 4
Average column length:       5
Number of most frequent values: 1
Number of quantiles:         5
Second highest data value:   3
Second lowest data value:    2
Column sequence in partition key: 0
Average number of sub-elements: -1
Average length of delimiters: -1

```

Column Distribution Statistics:

Frequency Statistics:

Valcount	Value
2	1

Quantile Statistics:

Valcount	Distcount	Value
0	1	1
2	1	1
3	2	2
4	3	3
5	4	4

Column Information:

```

-----
Number:                2
Name:                  C2
Statistics Available:  Yes

```

Column Statistics:

```

-----
Schema name of the column type:  SYSIBM
Name of column type:            INTEGER
Maximum column length:          4
Scale for decimal column:        0
Number of distinct column values: 4
Average column length:           5
Number of most frequent values:  1
Number of quantiles:             5
Second highest data value:      3
Second lowest data value:       2
Column sequence in partition key: 0
Average number of sub-elements:  -1
Average length of delimiters:   -1

```

Column Distribution Statistics:

Frequency Statistics:

Valcount	Value
2	1

Quantile Statistics:

Valcount	Distcount	Value
0	0	1
2	0	1
3	0	2
4	0	4
5	0	4

Indexes defined on the table:

```

-----
Name:                   IDX_T1C1C2
Schema:                 DB2USER2
Unique Rule:            Duplicate index
Used in Operator:       Yes
Page Fetch Pairs:      Not Available
Number of Columns:     2
Index Leaf Pages:      1
Index Tree Levels:     1
Index First Key Cardinality: 4
Index Full Key Cardinality: 4
Index Cluster Ratio:   100
Index Cluster Factor:  -1.000000
Time of Creation:      2006-06-16-11.46.53.596717

```

```

Last Statistics Update:          2006-06-26-12.23.44.814201
Index Sequential Pages:         0
Index First 2 Keys Cardinality: 4
Index First 3 Keys Cardinality: -1
Index First 4 Keys Cardinality: -1
Index Avg Gap between Sequences: 0.000000
Fetch Avg Gap between Sequences: -1.000000
Index Avg Sequential Pages:     0.000000
Fetch Avg Sequential Pages:    -1.000000
Index Avg Random Pages:        1.000000
Fetch Avg Random Pages:       -1.000000
Index RID Count:               5
Index Deleted RID Count:       0
Index Empty Leaf Pages:        0
Avg Partition Cluster Ratio:   -1
Avg Partition Cluster Factor:  -1.000000
Data Partition Cluster Factor: 1.000000
Data Partition Page Fetch Pairs: Not Available

```

Base Table Statistics:

```

-----
Name:                            T2
Schema:                          DB2USER2
Number of Columns:                3
Number of Pages with Rows:        1
Number of Pages:                  1
Number of Rows:                   2
Table Overflow Record Count:      0
Width of Rows:                   26
Time of Creation:                 2006-06-16-11.46.53.398092
Last Statistics Update:           2006-06-26-12.23.45.157028
Statistics Type:                  Synchronous
Primary Tablespace:              USERSPACE1
Tablespace for Indexes:          USERSPACE1
Tablespace for Long Data:        NULLP
Number of Referenced Columns:    2
Number of Indexes:               1
Volatile Table:                  No
Table Active Blocks:              -1
Number of Column Groups:         0
Number of Data Partitions:       1

```

Column Information:

```

-----
Number:                            1
Name:                              C1
Statistics Available:              Yes

```

Column Statistics:

```

-----
Schema name of the column type:    SYSIBM
Name of column type:              INTEGER
Maximum column length:            4
Scale for decimal column:         0
Number of distinct column values: 2
Average column length:            5
Number of most frequent values:   -1
Number of quantiles:              2
Second highest data value:        2
Second lowest data value:         1
Column sequence in partition key:  0
Average number of sub-elements:   -1
Average length of delimiters:     -1

```

Column Distribution Statistics:

Quantile Statistics:

Valcount	Distcount	Value
1	1	1
2	2	2

Column Information:

```

-----
Number:                            2
Name:                              C2
Statistics Available:              Yes

```

Column Statistics:

```

-----
Schema name of the column type:    SYSIBM
Name of column type:              INTEGER

```

```

Maximum column length:          4
Scale for decimal column:       0
Number of distinct column values: 2
Average column length:         5
Number of most frequent values: -1
Number of quantiles:           2
Second highest data value:      2
Second lowest data value:       1
Column sequence in partition key: 0
Average number of sub-elements: -1
Average length of delimiters:   -1

```

Column Distribution Statistics:

```

-----
Quantile Statistics:
  Valcount  Distcount  Value
-----
    1         0         1
    2         0         2

```

Indexes defined on the table:

```

-----
Name      :          IDX_T2C1
Schema    :          DB2USER2
Unique Rule:        Duplicate index
Used in Operator:   No
Page Fetch Pairs:   Not Available
Number of Columns:  1
Index Leaf Pages:   1
Index Tree Levels:  1
Index First Key Cardinality: 2
Index Full Key Cardinality: 2
Index Cluster Ratio: 100
Index Cluster Factor: -1.000000
Time of Creation:   2006-06-16-11.46.53.857520
Last Statistics Update: 2006-06-26-12.23.45.157028
Index Sequential Pages: 0
Index First 2 Keys Cardinality: -1
Index First 3 Keys Cardinality: -1
Index First 4 Keys Cardinality: -1
Index Avg Gap between Sequences: 0.000000
Fetch Avg Gap between Sequences: -1.000000
Index Avg Sequential Pages: 0.000000
Fetch Avg Sequential Pages: -1.000000
Index Avg Random Pages: 1.000000
Fetch Avg Random Pages: -1.000000
Index RID Count:    2
Index Deleted RID Count: 0
Index Empty Leaf Pages: 0
Avg Partition Cluster Ratio: -1
Avg Partition Cluster Factor: -1.000000
Data Partition Cluster Factor: 1.000000
Data Partition Page Fetch Pairs: Not Available

```

EXPLAIN_FROM_ACTIVITY procedure - Explain statement using activity event monitor information

The EXPLAIN_FROM_ACTIVITY procedure explains a specific execution of a statement using the contents of the section obtained from an activity event monitor.

The Explain output is placed in the Explain tables for processing using any existing Explain tools (for example, **db2exfmt**). The Explain output contains, if available, both the access plan and section actuals (runtime statistics for operators in the access plan).

```

▶▶ EXPLAIN_FROM_ACTIVITY ( ( — appl_id — , — uow_id — , — activity_id — , —
    ▶ — activity_evmon_name — , — explain_schema — , — explain_requester — , —
    ▶ — explain_time — , — source_name — , — source_schema — , — source_version — ) ▶▶

```

The schema is SYSPROC.

Authorization

One of the following authorities or privileges is required to execute the routine:

- EXECUTE privilege on the routine
- DATAACCESS authority
- DBADM authority
- SQLADM authority
- EXPLAIN authority

In addition, the privileges held by the authorization ID of the session, including privileges granted to groups, must include at least one of the following:

- INSERT privilege on the explain tables in the specified schema
- CONTROL privilege on the explain tables in the specified schema
- DATAACCESS authority

Default PUBLIC privilege

None

Table function parameters

appl_id

An input argument of type VARCHAR(64) that uniquely identifies the application that issued the activity whose section is to be explained. If *appl_id* is null or an empty string, SQL2032N is returned.

uow_id

An input argument of type INTEGER specifying the unit of work identifier for the activity whose section is to be explained. Unit of work ID is only unique within a given application. If *uow_id* is null, SQL2032N is returned.

activity_id

An input argument of type INTEGER specifying the identifier of the activity whose section is to be explained. Activity ID is only unique within a unit of work. If *activity_id* is null, SQL2032N is returned.

activity_evmon_name

An input argument of VARCHAR(128) that specifies the name of a write to table activity event monitor containing the activity whose section is to be explained. If the event monitor does not exist or is not an activity event monitor, SQL0204N is returned. If the event monitor is not a write to table event monitor, SQL20502N is returned. If *activity_evmon_name* is not specified, SQL2032N is returned. If the caller does not have SELECT privilege on the activity event monitor tables, SQL0551N is returned.

explain_schema

An optional input or output argument of type VARCHAR(128) that specifies the schema containing the Explain tables where the explain information should be written. If an empty string or NULL is specified, a search is made for the explain tables under the session authorization ID and, following that, the SYSTOOLS schema. If the Explain tables cannot be found, SQL0219N is returned. If the caller does not have INSERT privilege on the Explain tables, SQL0551N is returned. On output, this parameter is set to the schema containing the Explain tables where the information was written.

explain_requester

An output argument of type VARCHAR(128) that contains the session authorization ID of the connection in which this routine was invoked.

explain_time

An output argument of type TIMESTAMP that contains the time of initiation for the Explain request.

source_name

An output argument of type VARCHAR(128) that contains the name of the package running when the statement was prepared or compiled.

source_schema

An output argument of type VARCHAR(128) that contains the schema, or qualifier, of the source of Explain request.

source_version

An output argument of type VARCHAR(64) that contains the version of the source of the Explain request.

Example

The following example assumes that you are mining the data collected in the activity event monitor over a period of time and using the following query, you notice a particularly expensive SQL statement in terms of CPU cost.

```
SELECT APPL_ID,  
       UOW_ID,  
       ACTIVITY_ID,  
       USER_CPU_TIME  
FROM ACTIVITY_A  
ORDER BY USER_CPU_TIME
```

The following example shows output from this query. The application with an ID of N2.DB2INST1.0B5A12222841 is using a large amount of CPU time.

```
APPL_ID                UOW_ID  ACTIVITY_ID  USER_CPU_TIME  
-----  
*N2.DB2INST1.0B5A12222841  1        1          92782334234  
*N2.DB2INST1.0B5A12725841  2        7           326  
  
2 record(s) selected.
```

You can use the EXPLAIN_FROM_ACTIVITY procedure to investigate the access plan for this activity, to determine if the activity could benefit from tuning, for example, by adding an index.

```
CALL EXPLAIN_FROM_ACTIVITY( '*N2.DB2INST1.0B5A12222841', 1, 1, 'A', 'MYSHEMA',  
?, ?, ?, ?, ? )
```

Usage notes

In order to run Explain on the section of the activity, you must specify the COLLECT ACTIVITY DATA WITH SECTION clause when you enable collection of activity data, so that the section is collected with the activity information. If there is no section stored with the identified activity entry, SQL20501 is returned.

If section actuals were not collected for an activity, the section explain will succeed, but the Explain output will not include actuals information. Section actuals are not collected in the following cases:

- The activity specified as input was captured using the WLM_CAPTURE_ACTIVITY_IN_PROGRESS stored procedure. In this case, the value of the *partial_record* element in the activity logical group is 1.
- The activity event monitor ACTIVITY table is missing the SECTION_ACTUALS element.
- The section executed is a static section and it has not been rebound since applying Db2 Version 9.7 Fix Pack 1.
- Section actuals were not enabled for the section that was captured. Section actuals are enabled using the **section_actuals** database configuration parameter or for a specific application using the **WLM_SET_CONN_ENV** procedure. By default, section actuals are disabled.

Note: To verify that section actuals were collected for an activity, check whether the SECTION_ACTUALS element in the ACTIVITY table has a length greater than 0.

Note: The **section_actuals** setting specified by the **WLM_SET_CONN_ENV** procedure for an application takes effect immediately. Section actuals will be collected for the next statement issued by the application.

Note: In a partitioned database environment, section actuals will be collected only on members where activity data is collected. To collect actuals on all members, ensure the activity is collected using the COLLECT ACTIVITY DATA ON ALL MEMBERS WITH DETAILS, SECTION clause. If the user wants to enable collection at all members for a particular application, they can include the *<collectactpartition>* tag with a value of "ALL" in the second argument when calling the WLM_SET_CONN_ENV procedure.

If no activity can be found that corresponds to the *appl_id*, *uow_id*, and *activity_id* that you input, SQL20501 is returned. If multiple activities match, which may occur if an activity was collected multiple times during execution using the WLM_CAPTURE_ACTIVITY_IN_PROGRESS stored procedure, the most recent entry for which a section was captured will be used for Explain.

The output parameters *explain_requester*, *explain_time*, *source_name*, *source_schema*, and *source_version* comprise the key used to look up the Explain information for the section in the Explain tables. Use these parameters with any existing Explain tools (for example, **db2exfmt**) to format the explain information retrieved from the section.

The EXPLAIN_FROM_ACTIVITY procedure does not issue a COMMIT statement after inserting into the Explain tables. It is the responsibility of the caller of the procedure to issue a COMMIT.

The following elements must be present in the ACTIVITYSTMT logical group: STMT_TEXT, ORIGINAL_STMT_TEXT, SECTION_ENV, EXECUTABLE_ID, APPL_ID, ACTIVITY_ID, UOW_ID. If any of these elements are missing, the stored procedure returns SQL206.

EXPLAIN_FROM_CATALOG procedure - Explain a statement using section information from catalogs

The EXPLAIN_FROM_CATALOG procedure explains a statement using the contents of the section obtained from the catalogs.

The Explain output is placed in the Explain tables for processing using any existing explain tools (for example, **db2exfmt**).

Authorization

One of the following authorities or privileges is required to execute the routine:

- EXECUTE privilege on the routine
- DATAACCESS authority
- DBADM authority
- SQLADM authority
- EXPLAIN authority

In addition, the privileges held by the authorization ID of the session, including privileges granted to groups, must include at least one of the following:

- INSERT privilege on the explain tables in the specified schema
- CONTROL privilege on the explain tables in the specified schema
- DATAACCESS authority

Default PUBLIC privilege

None

Syntax

```

▶▶ EXPLAIN_FROM_CATALOG ( ( — pkgschema — , — pkgname — , — pkgversion — , —▶
    ▶ sectno — , — explain_schema — , — explain_requester — , — explain_time — , —▶
    ▶ source_name — , — source_schema — , — source_version — ) ▶▶

```

The schema is SYSPROC.

Procedure parameters

pkgschema

An input argument of type VARCHAR(128) specifying the schema of the package containing the section to be explained. If *pkgschema* is null or an empty string, SQL2032N is returned.

pkgname

An input argument of type VARCHAR(128) specifying the package containing the section to be explained. If *pkgname* is null or an empty string, SQL2032N is returned.

pkgversion

An input argument of type VARCHAR(64) specifying the version identifier for the package containing the section to be explained. Specify an empty string if the package has no version (a blank ' ' character if VARCHAR2 compatibility mode is enabled). If *pkgversion* is null, SQL2032N is returned.

sectno

An input argument of type SMALLINT specifying the section to be explained. If *sectno* is null, SQL2032N is returned.

explain_schema

An optional input or output argument of type VARCHAR(128) that specifies the schema containing the Explain tables where the explain information should be written. If an empty string or NULL is specified, a search is made for the explain tables under the session authorization ID and, following that, the SYSTOOLS schema. If the Explain tables cannot be found, SQL0219N is returned. If the caller does not have INSERT privilege on the Explain tables, SQL0551N is returned. On output, this parameter is set to the schema containing the Explain tables where the information was written.

explain_requester

An output argument of type VARCHAR(128) that contains the session authorization ID of the connection in which this routine was invoked.

explain_time

An output argument of type TIMESTAMP that contains the time of initiation for the Explain request.

source_name

An output argument of type VARCHAR(128) that contains the name of the package running when the statement was prepared or compiled.

source_schema

An output argument of type VARCHAR(128) that contains the schema, or qualifier, of the source of Explain request.

source_version

An output argument of type VARCHAR(64) that contains the version of the source of the Explain request.

Usage notes

If no section can be found corresponding to the input parameters, SQL20501 is returned.

The output parameters *explain_requester*, *explain_time*, *source_name*, *source_schema*, *source_version* comprise the key used to look up the Explain information for the section in the Explain tables. Use these parameters with any existing Explain tools (for example, **db2exfmt**) to format the explain information retrieved from the section.

The procedure does not issue a COMMIT statement after inserting into the Explain tables. It is the responsibility of the caller of the procedure to issue a COMMIT.

Example

The following example demonstrates how to explain a static statement that was compiled and exists in the catalogs. First, you can identify the section by selecting from the SYSCAT.STATEMENTS catalog view, for example:

```
SELECT pkgschema,
       pkgname,
       version,
       Sectno
FROM SYSCAT.STATEMENTS
WHERE TEXT = 'select count(*) from syscat.tables'
```

This query returns the following sample output:

PKGSHEMA	PKGNAME	VERSION	SECTNO
NULLID	SQL2G0S		1
NULLID	SQL2G0S	VERSION1	1

2 record(s) selected.

Then pass the *pkgschema*, *pkgname*, *version* and *sectno* identification information into the EXPLAIN_FROM_CATALOG procedure, for example:

```
CALL EXPLAIN_FROM_CATALOG( 'NULLID', 'SQL2G0S', '', 1, 'MYSHEMA', ?, ?, ?, ?, ? )
```

EXPLAIN_FROM_DATA procedure - Explain a statement using the input section

The EXPLAIN_FROM_DATA procedure explains a statement using the contents of the input section.

The Explain output is placed in the Explain tables for processing using any existing Explain tools (for example, **db2exfmt**).

Authorization

One of the following authorities or privileges is required to execute the routine:

- EXECUTE privilege on the routine
- DATAACCESS authority
- DBADM authority
- SQLADM authority
- EXPLAIN authority

In addition, the privileges held by the authorization ID of the session, including privileges granted to groups, must include at least one of the following:

- INSERT privilege on the explain tables in the specified schema
- CONTROL privilege on the explain tables in the specified schema
- DATAACCESS authority

Default PUBLIC privilege

None

Syntax

```
➤➤ EXPLAIN_FROM_DATA ( — section →
    ► , — stmt_text — , — executable_id — , — explain_schema — , →
    ► explain_requester — , — explain_time — , — source_name — , — source_schema →
    ► , — source_version — ) ➤➤
```

The schema is SYSPROC.

Procedure parameters

section

An input argument of type BLOB(134M) that contains the section to be explained. You can obtain the section from various sources, including event monitor tables and the catalog tables. SQL20503N is returned in the following situations:

- The input section is not a valid section
- The input section is from a database with a different operating system

stmt_text

An optional input argument of type CLOB(2M) that contains the text of the statement corresponding to the input section. If *stmt_text* is NULL, the formatted Explain output will not contain any statement text.

executable_id

An optional input argument of type VARCHAR(32) FOR BIT DATA that contains the executable ID used to identify the section. If *executable_id* is NULL, the formatted explain output will not contain an executable ID.

explain_schema

An optional input or output argument of type VARCHAR(128) that specifies the schema containing the Explain tables where the explain information should be written. If an empty string or NULL is specified, a search is made for the explain tables under the session authorization ID and, following that, the SYSTOOLS schema. If the Explain tables cannot be found, SQL0219N is returned. If the caller does not have INSERT privilege on the Explain tables, SQL0551N is returned. On output, this parameter is set to the schema containing the Explain tables where the information was written.

explain_requester

An output argument of type VARCHAR(128) that contains the session authorization ID of the connection in which this routine was invoked.

explain_time

An output argument of type TIMESTAMP that contains the time of initiation for the Explain request.

source_name

An output argument of type VARCHAR(128) that contains the name of the package running when the statement was prepared or compiled.

source_schema

An output argument of type VARCHAR(128) that contains the schema, or qualifier, of the source of Explain request.

source_version

An output argument of type VARCHAR(64) that contains the version of the source of the Explain request.

Restrictions

The section that is passed as input to the EXPLAIN_FROM_DATA stored procedure must be obtained from a database whose architecture is the same as the database used for the EXPLAIN_FROM_DATA stored procedure call.

Usage notes

The input section can be obtained from a number of different sources:

- Activity event monitor
- Package cache event monitor
- Catalog tables
- Any user table or input source that has made a copy of the section from one of the locations listed previously.

The output parameters *explain_requester*, *explain_time*, *source_name*, *source_schema*, *source_version* comprise the key used to look up the Explain information for the section in the Explain tables. Use these parameters with any existing Explain tools (for example, **db2exfmt**) to format the explain information retrieved from the section.

The procedure does not issue a COMMIT after inserting into the Explain tables. It is the responsibility of the caller of the procedure to issue a COMMIT.

Example

Assume you have captured a number of statements using the package cache event monitor and extracted the event monitor data (using the `EVMON_FORMAT_UE_TO_TABLE` stored procedure) to a table named `PKG_CACHE`. Looking at the data in the table, you identify a particularly expensive statement which has executable id `x'0100000000000000070000000000000000000000200200811261904103698'`.

You issue the `EXPLAIN_FROM_DATA` procedure to understand the access plan for this statement, passing as input the section from the entry in the `PKG_CACHE` table. You place the Explain output in the explain tables in the `MYSHEMA` schema.

```
SET SERVEROUTPUT ON;

BEGIN
  DECLARE EXECUTABLE_ID VARCHAR(32) FOR BIT DATA; --
  DECLARE SECTION BLOB(134M); --
  DECLARE STMT_TEXT CLOB(2M); --
  DECLARE EXPLAIN_SCHEMA VARCHAR(128); --

  DECLARE EXPLAIN_REQUESTER VARCHAR(128); --
  DECLARE EXPLAIN_TIME TIMESTAMP; --
  DECLARE SOURCE_NAME VARCHAR(128); --
  DECLARE SOURCE_SCHEMA VARCHAR(128); --
  DECLARE SOURCE_VERSION VARCHAR(128); --

  SET EXPLAIN_SCHEMA = 'MYSHEMA'; --

  SELECT P.SECTION, P.STMT_TEXT, P.EXECUTABLE_ID INTO
         SECTION, STMT_TEXT, EXECUTABLE_ID
  FROM PKG_CACHE WHERE EXECUTABLE_ID =
         x'0100000000000000070000000000000000000000200200811261904103698'; --

  CALL EXPLAIN_FROM_DATA( SECTION,
                        STMT_TEXT,
                        EXECUTABLE_ID,
                        EXPLAIN_SCHEMA,
                        EXPLAIN_REQUESTER,
                        EXPLAIN_TIME,
                        SOURCE_NAME,
                        SOURCE_SCHEMA,
                        SOURCE_VERSION ); --

  CALL DBMS_OUTPUT.PUT( 'EXPLAIN_REQUESTER = ' ); --
  CALL DBMS_OUTPUT.PUT_LINE( EXPLAIN_REQUESTER ); --
  CALL DBMS_OUTPUT.PUT( 'EXPLAIN_TIME = ' ); --
  CALL DBMS_OUTPUT.PUT_LINE( EXPLAIN_TIME ); --
  CALL DBMS_OUTPUT.PUT( 'SOURCE_NAME = ' ); --
  CALL DBMS_OUTPUT.PUT_LINE( SOURCE_NAME ); --
  CALL DBMS_OUTPUT.PUT( 'SOURCE_SCHEMA = ' ); --
  CALL DBMS_OUTPUT.PUT_LINE( SOURCE_SCHEMA ); --
  CALL DBMS_OUTPUT.PUT( 'SOURCE_VERSION = ' ); --
  CALL DBMS_OUTPUT.PUT_LINE( SOURCE_VERSION ); --
END;

SET SERVEROUTPUT OFF;
```

EXPLAIN_FROM_SECTION procedure - Explain a statement using package cache or package cache event monitor information

The `EXPLAIN_FROM_SECTION` procedure explains a statement using the contents of the section obtained from the package cache or from the package cache event monitor.

The Explain output is placed in the Explain tables for processing using any existing explain tools (for example, **db2exfmt**).

The schema is `SYSPROC`.

Authorization

One of the following authorities or privileges is required to execute the routine:

- EXECUTE privilege on the routine
- DATAACCESS authority

- DBADM authority
- SQLADM authority
- EXPLAIN authority

In addition, the privileges held by the authorization ID of the session, including privileges granted to groups, must include at least one of the following:

- INSERT privilege on the explain tables in the specified schema
- CONTROL privilege on the explain tables in the specified schema
- DATAACCESS authority

Default PUBLIC privilege

None

Syntax

```

▶▶ EXPLAIN_FROM_SECTION ( ( — executable_id — , — section_source_type — , —
    ▶ section_source_name — , — member — , — explain_schema — , —
    ▶ explain_requester — , — explain_time — , — source_name — , — source_schema —
    ▶ , — source_version — ) )▶▶

```

Procedure parameters

executable_id

An input argument of type VARCHAR(32) FOR BIT DATA that uniquely identifies a section to be explained. If this argument is null or an empty string, SQL2032 is returned.

section_source_type

An input argument of type CHAR(1) that specifies the source of the section to be explained. Valid values are:

- M - Section is obtained from the in-memory package cache
- P - Section is obtained from a package cache event monitor. Either regular or unformatted event tables can be used as the output type for the event monitor.

For static SQL, if the *section_source_type* is M and the section cannot be located in the package cache, the catalog tables are searched for the section.

section_source_name

An input argument of VARCHAR(128) that specifies the name of a package cache event monitor if the *section_source_type* is P. If the *section_source_type* is M, the name of a package cache event monitor can be optionally specified. The event monitor is searched for the section if the section cannot be found in the package cache (for example, if the section was flushed from the package cache before the EXPLAIN_FROM_SECTION stored procedure was invoked). If the source input event monitor is not a package cache event monitor created with the COLLECT DETAILED DATA option, SQL0204N is returned. If the caller does not have SELECT privilege on the package cache event monitor table, SQL0551N is returned.

member

An input argument of type INTEGER that specifies the member where the section to be explained resides in memory if the *section_source_type* is M. If -1 is specified, the procedure searches for the section on the current coordinator member and the section compilation member. This argument is ignored if the *section_source_type* is anything other than M.

explain_schema

An optional input or output argument of type VARCHAR(128) that specifies the schema containing the Explain tables where the explain information should be written. If an empty string or NULL is specified, a search is made for the explain tables under the session authorization ID and, following that, the SYSTOOLS schema. If the Explain tables cannot be found, SQL0219N is returned. If the caller does not have INSERT privilege on the Explain tables, SQL0551N is returned. On output, this parameter is set to the schema containing the Explain tables where the information was written.

explain_requester

An output argument of type VARCHAR(128) that contains the session authorization ID of the connection in which this routine was invoked.

explain_time

An output argument of type TIMESTAMP that contains the time of initiation for the Explain request.

source_name

An output argument of type VARCHAR(128) that contains the name of the package running when the statement was prepared or compiled.

source_schema

An output argument of type VARCHAR(128) that contains the schema, or qualifier, of the source of Explain request.

source_version

An output argument of type VARCHAR(64) that contains the version of the source of the Explain request.

Usage notes

If the section corresponding to the input executable ID cannot be found, SQL20501 is returned. The input *executable_id* can be obtained from the following sources

- Activity event monitor
- Package cache event monitor
- MON_GET_ACTIVITY_DETAILS table function
- MON_GET_PKG_CACHE_STMT table function
- WLM_GET_WORKLOAD_OCCURRENCE_ACTIVITIES table function
- WLM_GET_SERVICE_CLASS_AGENTS table function
- MON_GET_PKG_CACHE_STMT_DETAILS table function
- MON_GET_APPL_LOCKWAIT table function

The output parameters *explain_requester*, *explain_time*, *source_name*, *source_schema*, *source_version* comprise the key used to look up the information for the section in the Explain tables. Use these parameters with any existing Explain tools (for example, **db2exfmt**) to format the explain information retrieved from the section.

The procedure does not issue a COMMIT statement after inserting into the Explain tables. It is the responsibility of the caller of the procedure to issue a COMMIT.

Example

This example shows how to identify and analyze a particularly expensive statement in the package cache by looking at the monitoring metrics available per section. First, issue a query similar to the following SELECT statement to determine the CPU time usage of sections.

```
SELECT executable_id,
       Total_cpu_time,
       Varchar(stmt_text, 100) as stmt_text
FROM TABLE(MON_GET_PKG_CACHE_STMT (NULL, NULL, NULL, -1)) AS T
```

The following sample shows output from this query.

```

EXECUTABLE_ID                                TOTAL_CPU_TIME ...
-----
x'010000000000000012...200200811261904103698' 91875622 ...
x'010000000000000007...200200811261904103238'   300 ...

      2 record(s) selected.

```

The following sample continues the output from this query.

```

... STMT_TEXT
-----
... SELECT * FROM SYSCAT.TABLES
... INSERT INTO T1 VALUES(123)

      2 record(s) selected.

```

To examine the access plan for the expensive SELECT statement, pass its *executable_id* to the EXPLAIN_FROM_SECTION procedure. Place the output in the Explain tables in the MYSCHEMA schema.

```

CALL EXPLAIN_FROM_SECTION
( x'01000000000000001200000000000000000000000000200200811261904103698',
  'M', NULL, 0, 'MYSCHEMA', ?, ?, ?, ?, ? )

```

Monitor views

Monitor views are an ideal place to start when interested in basic monitoring.

These views provide a condensed representation of monitoring information, displaying the highlights, as well as providing some of the standard calculations of most interest, such as buffer pool hit ratio.

Views are very similar to table functions; they return data in table format, but unlike table functions, they do not require any input parameters.

The monitor views return metrics on various database activities, for example:

- MON_BP_UTILIZATION returns key monitoring metrics, including hit ratios and average read and write times, for all buffer pools and all database partitions in the currently connected database.
- MON_CURRENT_SQL returns metrics for all activities that were submitted on all members of the database and have not yet been completed, including a point-in-time view of currently executing SQL statements.
- MON_DB_SUMMARY returns metrics aggregated over all service classes.
- MON_LOCKWAITS returns information about agents working on behalf of applications that are waiting to obtain locks in the currently connected database.
- MON_SERVICE_SUBCLASS_SUMMARY returns metrics for all service subclasses, showing work executed per service class.
- MON_CURRENT_UOW returns metrics for all units of work.
- MON_WORKLOAD_SUMMARY returns metrics for all workloads, showing incoming work per workload.

MON_BP_UTILIZATION administrative view - Retrieve metrics for bufferpools

The MON_BP_UTILIZATION administrative view returns key monitoring metrics, including hit ratios and average read and write times, for all buffer pools and all database partitions in the currently connected database. It provides information that is critical for performance monitoring, because it helps you check how efficiently you are using your buffer pools.

The schema is SYSIBMADM.

Authorization

One of the following authorizations is required:

- SELECT privilege on the MON_BP_UTILIZATION administrative view
- CONTROL privilege on the MON_BP_UTILIZATION administrative view

- DATAACCESS authority
- DBADM authority
- SQLADM authority
- ACCESSCTRL authority
- SECADM authority

Default PUBLIC privilege

None

Information returned

<i>Table 77. Information returned by the MON_BP_UTILIZATION administrative view</i>		
Column name	Data type	Description or Monitor element
BP_NAME	VARCHAR(128)	bp_name - Buffer pool name
MEMBER	SMALLINT	member - Database member
DATA_PHYSICAL_READS	BIGINT	Indicates the number of data pages read from the table space containers (physical) for temporary as well as regular and large table spaces. This is calculated as <i>(pool_data_p_reads + pool_temp_data_p_reads)</i> where <i>pool_data_p_reads</i> and <i>pool_temp_data_p_reads</i> represent the following monitor elements: <ul style="list-style-type: none"> • pool_data_p_reads - Buffer pool data physical reads • pool_temp_data_p_reads - Buffer pool temporary data physical reads
DATA_HIT_RATIO_PERCENT	DECIMAL(5,2)	Data hit ratio, that is, the percentage of time that the database manager did not need to load a page from disk to service a data page request. In Db2 pureScale environments, this value is the percentage of time that the database manager located a data page in the local buffer pool.
INDEX_PHYSICAL_READS	BIGINT	Indicates the number of index pages read from the table space containers (physical) for temporary as well as regular and large table spaces. This is calculated as <i>(pool_index_p_reads + pool_temp_index_p_reads)</i> where <i>pool_index_p_reads</i> and <i>pool_temp_index_p_reads</i> represent the following monitor elements: <ul style="list-style-type: none"> • pool_index_p_reads - Buffer pool index physical reads • pool_temp_index_p_reads - Buffer pool temporary index physical reads

Table 77. Information returned by the MON_BP_UTILIZATION administrative view (continued)

Column name	Data type	Description or Monitor element
INDEX_HIT_RATIO_PERCENT	DECIMAL(5,2)	Index hit ratio, that is, the percentage of time that the database manager did not need to load a page from disk to service an index data page request. In Db2 pureScale environments, this value is the percentage of time that the database manager located a data page in the local buffer pool.
XDA_PHYSICAL_READS	BIGINT	Indicates the number of data pages for XML storage objects (XDAs) read from the table space containers (physical) for temporary as well as regular and large table spaces. This is calculated as $(pool_xda_p_reads + pool_temp_xda_p_reads)$ where $pool_xda_p_reads$ and $pool_temp_xda_p_reads$ represent the following monitor elements: <ul style="list-style-type: none"> • $pool_xda_p_reads$ - Buffer pool XDA data physical reads • $pool_temp_xda_p_reads$ - Buffer pool temporary XDA data physical reads
XDA_HIT_RATIO_PERCENT	DECIMAL(5,2)	Auxiliary storage objects hit ratio, that is, the percentage of time that the database manager did not need to load a page from disk to service a data page request for XML storage objects (XDAs). In a Db2 pureScale environment, this value is the percentage of time the database manager used to locate a data page for an XDA in the local buffer pool.
COL_PHYSICAL_READS	BIGINT	Indicates the number of column-organized table data pages read from the physical table space containers for temporary, regular, and large table spaces. This is calculated as $(pool_col_p_reads + pool_temp_col_p_reads)$ where $pool_col_p_reads$ and $pool_temp_col_p_reads$ represent the following monitor elements: <ul style="list-style-type: none"> • $pool_col_p_reads$ - Buffer pool column-organized physical reads • $pool_temp_col_p_reads$ - Buffer pool column-organized temporary physical reads

Table 77. Information returned by the MON_BP_UTILIZATION administrative view (continued)

Column name	Data type	Description or Monitor element
COL_HIT_RATIO_PERCENT	DECIMAL(5,2)	Column-organized table data hit ratio. The percentage of time that the database manager did not need to load a page from disk to service a column-organized table data page request. In Db2 pureScale environments, this value is the percentage of time that the database manager located a data page in the local buffer pool.
TOTAL_PHYSICAL_READS	BIGINT	<p>Indicates the number of data pages, index pages, and data pages for XML storage objects (XDAs) read from the table space containers (physical) for temporary as well as regular and large table spaces.</p> <p>This is calculated as (<i>pool_data_p_reads</i> + <i>pool_temp_data_p_reads</i> + <i>pool_index_p_reads</i> + <i>pool_temp_index_p_reads</i> + <i>pool_xda_p_reads</i> + <i>pool_temp_xda_p_reads</i> + <i>pool_col_p_reads</i> + <i>pool_temp_col_p_reads</i>)</p> <p>where <i>pool_data_p_reads</i>, <i>pool_temp_data_p_reads</i>, <i>pool_index_p_reads</i>, <i>pool_temp_index_p_reads</i>, <i>pool_xda_p_reads</i>, <i>pool_temp_xda_p_reads</i>, <i>pool_col_p_reads</i>, and <i>pool_temp_col_p_reads</i> represent the following monitor elements:</p> <ul style="list-style-type: none"> • <i>pool_data_p_reads</i> - Buffer pool data physical reads • <i>pool_temp_data_p_reads</i> - Buffer pool temporary data physical reads • <i>pool_index_p_reads</i> - Buffer pool index physical reads • <i>pool_temp_index_p_reads</i> - Buffer pool temporary index physical reads • <i>pool_xda_p_reads</i> - Buffer pool XDA data physical reads • <i>pool_temp_xda_p_reads</i> - Buffer pool temporary XDA data physical reads • <i>pool_col_p_reads</i> - Buffer pool column-organized physical reads • <i>pool_temp_col_p_reads</i> - Buffer pool column-organized temporary physical reads

Table 77. Information returned by the MON_BP_UTILIZATION administrative view (continued)

Column name	Data type	Description or Monitor element
AVG_PHYSICAL_READ_TIME	BIGINT	<p>Average time, in milliseconds, spent reading pages from the table space containers (physical) for all types of table spaces.</p> <p>If the sum of physical reads is greater than zero, this is calculated as $pool_read_time / (pool_data_p_reads + pool_temp_data_p_reads + pool_index_p_reads + pool_temp_index_p_reads + pool_xda_p_reads + pool_temp_xda_p_reads + pool_col_p_reads + pool_temp_col_p_reads)$</p> <p>where <i>pool_read_time</i>, <i>pool_data_p_reads</i>, <i>pool_temp_data_p_reads</i>, <i>pool_index_p_reads</i>, <i>pool_temp_index_p_reads</i>, <i>pool_xda_p_reads</i>, <i>pool_temp_xda_p_reads</i>, <i>pool_col_p_reads</i>, and <i>pool_temp_col_p_reads</i> represent the following monitor elements:</p> <ul style="list-style-type: none"> • <i>pool_read_time</i> - Total buffer pool physical read time • <i>pool_data_p_reads</i> - Buffer pool data physical reads • <i>pool_temp_data_p_reads</i> - Buffer pool temporary data physical reads • <i>pool_index_p_reads</i> - Buffer pool index physical reads • <i>pool_temp_index_p_reads</i> - Buffer pool temporary index physical reads • <i>pool_xda_p_reads</i> - Buffer pool XDA data physical reads • <i>pool_temp_xda_p_reads</i> - Buffer pool temporary XDA data physical reads • <i>pool_col_p_reads</i> - Buffer pool column-organized physical reads • <i>pool_temp_col_p_reads</i> - Buffer pool column-organized temporary physical reads <p>If the sum of physical reads is not greater than zero, NULL is returned.</p>

Table 77. Information returned by the MON_BP_UTILIZATION administrative view (continued)

Column name	Data type	Description or Monitor element
PREFETCH_RATIO_PERCENT	DECIMAL(5,2)	Percentage of pages read asynchronously (with prefetching). If many applications are reading data synchronously without prefetching, your system might not be tuned optimally.
ASYNC_NOT_READ_PERCENT	DECIMAL(5,2)	<p>Percentage of pages read asynchronously from disk, but never accessed by a query. If too many pages are read asynchronously from disk into the bufferpool, but no query ever accesses those pages, the prefetching might degrade performance.</p> <p>If the sum of asynchronous reads is greater than zero, this is calculated as $\frac{\text{unread_prefetch_pages}}{(\text{pool_async_data_reads} + \text{pool_async_index_reads} + \text{pool_async_xda_reads} + \text{pool_async_col_reads})}$</p> <p>where <i>unread_prefetch_pages</i>, <i>pool_async_data_reads</i>, <i>pool_async_index_reads</i>, <i>pool_async_xda_reads</i>, and <i>pool_async_col_reads</i> represent the following monitor elements:</p> <ul style="list-style-type: none"> • unread_prefetch_pages - Unread prefetch pages • pool_async_data_reads - Buffer pool asynchronous data reads • pool_async_index_reads - Buffer pool asynchronous index reads • pool_async_xda_reads - Buffer pool asynchronous XDA data reads • pool_async_col_reads - Buffer pool asynchronous column-organized reads <p>If the sum of asynchronous reads is not greater than zero, NULL is returned.</p>

Table 77. Information returned by the MON_BP_UTILIZATION administrative view (continued)

Column name	Data type	Description or Monitor element
TOTAL_WRITES	BIGINT	<p>The number of times a data, index, or data page for an XML storage object (XDA) was physically written to disk.</p> <p>This is calculated as (<i>pool_data_writes</i> + <i>pool_index_writes</i> + <i>pool_xda_writes</i> + <i>pool_col_writes</i>)</p> <p>where <i>pool_data_writes</i>, <i>pool_index_writes</i>, <i>pool_xda_writes</i>, and <i>pool_col_writes</i> represent the following monitor elements:</p> <ul style="list-style-type: none"> • <i>pool_data_writes</i> - Buffer pool data writes • <i>pool_index_writes</i> - Buffer pool index writes • <i>pool_xda_writes</i> - Buffer pool XDA data writes • <i>pool_col_writes</i> - Buffer pool column-organized writes
AVG_WRITE_TIME	BIGINT	<p>Average time, in milliseconds, spent physically writing pages from the buffer pool to disk.</p> <p>If the sum of write operations is greater than zero, this is calculated as $pool_write_time / (pool_data_writes + pool_index_writes + pool_xda_writes + pool_col_writes)$</p> <p>where <i>pool_write_time</i>, <i>pool_data_writes</i>, <i>pool_index_writes</i>, <i>pool_xda_writes</i>, and <i>pool_col_writes</i> represent the following monitor elements:</p> <ul style="list-style-type: none"> • <i>pool_write_time</i> - Total buffer pool physical write time • <i>pool_data_writes</i> - Buffer pool data writes • <i>pool_index_writes</i> - Buffer pool index writes • <i>pool_xda_writes</i> - Buffer pool XDA data writes • <i>pool_col_writes</i> - Buffer pool column-organized writes <p>If the sum of write operations is not greater than zero, NULL is returned.</p>
SYNC_WRITES_PERCENT	DECIMAL(5,2)	Percentage of write operations that are synchronous.

Table 77. Information returned by the MON_BP_UTILIZATION administrative view (continued)

Column name	Data type	Description or Monitor element
GBP_DATA_HIT_RATIO_PERCENT	DECIMAL(5,2)	Group bufferpool data hit ratio. The percentage of time that the database manager did not need to load a page from disk in order to service a data page request because the page was already in the group bufferpool. Outside of a Db2 pureScale environment, this value is null.
GBP_INDEX_HIT_RATIO_PERCENT	DECIMAL(5,2)	Group bufferpool index hit ratio. The percentage of time that the database manager did not need to load a page from disk in order to service an index page request because the page was already in the group bufferpool. Outside of a Db2 pureScale environment, this value is null.
GBP_XDA_HIT_RATIO_PERCENT	DECIMAL(5,2)	Group bufferpool auxiliary storage object hit ratio. The percentage of time that the database manager did not need to load a page from disk in order to service a data page request for XML storage object (XDAs) because the page was already in the group bufferpool. Outside of a Db2 pureScale environment, this value is null.
GBP_COL_HIT_RATIO_PERCENT	DECIMAL(5,2)	Group bufferpool column-organized table data hit ratio. The percentage of time that the database manager did not need to load a page from disk in order to service a column-organized table data request because the page was already in the group bufferpool. Outside of a Db2 pureScale environment environment, this value is null.
CACHING_TIER_DATA_HIT_RATIO_PERCENT	DECIMAL(5,2)	Reserved for future use.
CACHING_TIER_INDEX_HIT_RATIO_PERCENT	DECIMAL(5,2)	Reserved for future use.
CACHING_TIER_XDA_HIT_RATIO_PERCENT	DECIMAL(5,2)	Reserved for future use.
CACHING_TIER_COL_HIT_RATIO_PERCENT	DECIMAL(5,2)	Reserved for future use.
AVG_SYNC_READ_TIME	BIGINT	Average time, in milliseconds, spent in synchronous reading from bufferpool.
AVG_ASYNC_READ_TIME	BIGINT	Average time, in milliseconds, spent in asynchronous reading from bufferpool.
AVG_SYNC_WRITE_TIME	BIGINT	Average time, in milliseconds, spent in synchronous writing to the bufferpool.
AVG_ASYNC_WRITE_TIME	BIGINT	Average time, in milliseconds, spent asynchronous writing to the bufferpool.

MON_CONNECTION_SUMMARY - Retrieve metrics for all connections

The MON_CONNECTION_SUMMARY administrative view returns key metrics for all connections in the currently connected database.

This view is designed to help monitor the system in a high-level manner, showing incoming work per connection.

The metrics returned represent the accumulation of all metrics for requests that were submitted by the identified connection across all members of the database.

The schema is SYSIBMADM.

Authorization

One of the following authorizations is required:

- SELECT privilege on the MON_CONNECTION_SUMMARY administrative view
- CONTROL privilege on the MON_CONNECTION_SUMMARY administrative view
- DATAACCESS authority
- DBADM authority
- SQLADM authority
- ACCESSCTRL authority
- SECADM authority

Default PUBLIC privilege

None

Information returned

<i>Table 78. Information returned by the MON_CONNECTION_SUMMARY administrative view</i>		
Column name	Data type	Description or Monitor element
APPLICATION_HANDLE	BIGINT	application_handle - Application handle
APPLICATION_NAME	VARCHAR(128)	appl_name - Application name
APPLICATION_ID	VARCHAR(128)	appl_id - Application ID
SESSION_AUTH_ID	VARCHAR(128)	session_auth_id - Session authorization ID
TOTAL_APP_COMMITS	BIGINT	total_app_commits - Total application commits monitor elements
TOTAL_APP_ROLLBACKS	BIGINT	total_app_rollbacks - Total application rollbacks monitor element
ACT_COMPLETED_TOTAL	BIGINT	act_completed_total - Total completed activities monitor element
APP_RQSTS_COMPLETED_TOTAL	BIGINT	app_rqsts_completed_total - Total application requests completed monitor element
AVG_RQST_CPU_TIME	BIGINT	Average amount of CPU time, in microseconds, used by all external requests that completed successfully. It represents the total of both user and system CPU time. Formula to calculate ratio: TOTAL_CPU_TIME / APP_RQSTS_COMPLETED_TOTAL

Table 78. Information returned by the MON_CONNECTION_SUMMARY administrative view (continued)

Column name	Data type	Description or Monitor element
ROUTINE_TIME_ RQST_PERCENT	DECIMAL(5,2)	The percentage of time the database server spent working on requests that was spent executing user routines. Formula to calculate ratio: $TOTAL_ROUTINE_TIME / TOTAL_RQST_TIME$
RQST_WAIT_ TIME_PERCENT	DECIMAL(5,2)	The percentage of the time spent working on requests that was spent waiting within the database server. Formula to calculate ratio: $TOTAL_WAIT_TIME / TOTAL_RQST_TIME$
ACT_WAIT_TIME_ PERCENT	DECIMAL(5,2)	The percentage of the time spent executing activities that was spent waiting within the database server. Formula to calculate ratio: $TOTAL_ACT_WAIT_TIME / TOTAL_ACT_TIME$
IO_WAIT_TIME_PERCENT	DECIMAL(5,2)	The percentage of the time spent waiting within the database server that was due to I/O operations. This includes time spent performing direct reads or direct writes, and time spent reading data and index pages from the table space to the bufferpool or writing them back to disk. Formula to calculate ratio: $(POOL_READ_TIME + POOL_WRITE_TIME + DIRECT_READ_TIME + DIRECT_WRITE_TIME) / TOTAL_WAIT_TIME$
LOCK_WAIT_TIME_ PERCENT	DECIMAL(5,2)	The percentage of time spent waiting within the database server that was spent waiting on locks. Formula to calculate ratio: $LOCK_WAIT_TIME / TOTAL_WAIT_TIME$
AGENT_WAIT_TIME_ PERCENT	DECIMAL(5,2)	The percentage of time spent waiting within the database server that was spent by an application queued to wait for an agent under concentrator configurations. Formula to calculate ratio: $AGENT_WAIT_TIME / TOTAL_WAIT_TIME$
NETWORK_WAIT_ TIME_PERCENT	DECIMAL(5,2)	The percentage of time spent waiting within the database server that was spent on client-server communications. This includes time spent sending and receiving data over TCP/IP or using the IPC protocol. Formula to calculate ratio: $(TCPIP_SEND_WAIT_TIME + TCPIP_RCV_WAIT_TIME + IPC_SEND_WAIT_TIME + IPC_RCV_WAIT_TIME) / TOTAL_WAIT_TIME$

Table 78. Information returned by the MON_CONNECTION_SUMMARY administrative view (continued)

Column name	Data type	Description or Monitor element
SECTION_PROC_TIME_PERCENT	DECIMAL(5,2)	The percentage of time the database server spent actively working on requests that was spent executing sections. This includes the time spent performing sorts. Formula to calculate ratio: $\frac{\text{TOTAL_SECTION_PROC_TIME}}{(\text{TOTAL_RQST_TIME} - \text{TOTAL_WAIT_TIME})}$
SECTION_SORT_PROC_TIME_PERCENT	DECIMAL(5,2)	The percentage of time the database server spent actively working on requests that was spent performing sorts while executing sections. Formula to calculate ratio: $\frac{\text{TOTAL_SECTION_SORT_PROC_TIME}}{(\text{TOTAL_RQST_TIME} - \text{TOTAL_WAIT_TIME})}$
COMPILE_PROC_TIME_PERCENT	DECIMAL(5,2)	The percentage of time the database server spent actively working on requests that was spent compiling an SQL statement. This includes explicit and implicit compile times. Formula to calculate ratio: $\frac{(\text{TOTAL_COMPILE_PROC_TIME} + \text{TOTAL_IMPLICIT_COMPILE_PROC_TIME})}{(\text{TOTAL_RQST_TIME} - \text{TOTAL_WAIT_TIME})}$
TRANSACT_END_PROC_TIME_PERCENT	DECIMAL(5,2)	The percentage of time the database server spent actively working on requests that was spent performing commit processing or rolling back transactions. Formula to calculate ratio: $\frac{(\text{TOTAL_COMMIT_PROC_TIME} + \text{TOTAL_ROLLBACK_PROC_TIME})}{(\text{TOTAL_RQST_TIME} - \text{TOTAL_WAIT_TIME})}$
UTILS_PROC_TIME_PERCENT	DECIMAL(5,2)	The percentage of time the database server spent actively working on requests that was spent running utilities. This includes performing runstats , reorganization, and load operations. Formula to calculate ratio: $\frac{(\text{TOTAL_RUNSTATS_PROC_TIME} + \text{TOTAL_REORG_PROC_TIME} + \text{TOTAL_LOAD_PROC_TIME})}{(\text{TOTAL_RQST_TIME} - \text{TOTAL_WAIT_TIME})}$
AVG_LOCK_WAITS_PER_ACT	BIGINT	The average number of times that applications or connections waited for locks per coordinator activities (successful and aborted). Formula to calculate ratio: $\frac{\text{LOCK_WAITS}}{(\text{ACT_COMPLETED_TOTAL} + \text{ACT_ABORTED_TOTAL})}$

Table 78. Information returned by the MON_CONNECTION_SUMMARY administrative view (continued)

Column name	Data type	Description or Monitor element
AVG_LOCK_TIMEOUTS_PER_ACT	BIGINT	The average number of times that a request to lock an object timed out per coordinator activities (successful and aborted). Formula to calculate ratio: LOCK_TIMEOUTS / (ACT_COMPLETED_TOTAL + ACT_ABORTED_TOTAL)
AVG_DEADLOCKS_PER_ACT	BIGINT	The average number of deadlocks per coordinator activities (successful and aborted). Formula to calculate ratio: DEADLOCKS / (ACT_COMPLETED_TOTAL + ACT_ABORTED_TOTAL)
AVG_LOCK_ESCALATIONS_PER_ACT	BIGINT	The average number of times that locks have been escalated from several row locks to a table lock per coordinator activities (successful and aborted). Formula to calculate ratio: LOCK_ESCALATIONS / (ACT_COMPLETED_TOTAL + ACT_ABORTED_TOTAL)
ROWS_READ_PER_ROWS_RETURNED	BIGINT	The average number of rows read from the table per rows returned to the application. Formula to calculate ratio: ROWS_READ / ROWS_RETURNED
TOTAL_BP_HIT_RATIO_PERCENT	DECIMAL(5,2)	The percentage of time that the database manager did not need to load a page from disk to service a data request, index page request, or a request to process column-organized table data, including requests for XML storage objects (XDAs). In a Db2 pureScale environment, this value represents the total hit ratio for the local bufferpool. Formula to calculate ratio: (POOL_DATA_LBP_PAGES_FOUND + POOL_INDEX_LBP_PAGES_FOUND + POOL_XDA_LBP_PAGES_FOUND + POOL_COL_LBP_PAGES_FOUND) / (POOL_DATA_L_READS + POOL_TEMP_DATA_L_READS + POOL_INDEX_L_READS + POOL_TEMP_INDEX_L_READS + POOL_XDA_L_READS + POOL_TEMP_XDA_L_READS + POOL_COL_L_READS + POOL_TEMP_COL_L_READS)

Table 78. Information returned by the MON_CONNECTION_SUMMARY administrative view (continued)

Column name	Data type	Description or Monitor element
TOTAL_GBP_HIT_RATIO_PERCENT	DECIMAL(5,2)	On a Db2 pureScale system, the percentage of time that the database manager did not need to load a page from disk into the local bufferpool to service a data request, index request, XML storage object (XDA) page request, or a request to process column-organized table data, as the page was located in the group bufferpool. This value will always be 0 for systems outside of Db2 pureScale.
TOTAL_CACHING_TIER_HIT_RATIO_PERCENT	DECIMAL(5,2)	Reserved for future use.
CF_WAIT_TIME_PERCENT	DECIMAL(5,2)	On a Db2 pureScale system, the percentage of the total wait time spent waiting for caching facility communications. This value will always be 0 for systems outside of Db2 pureScale.
RECLAIM_WAIT_TIME_PERCENT	DECIMAL(5,2)	On a Db2 pureScale system, the percentage of the total wait time spent waiting for page reclaims. This value will always be 0 for systems outside of Db2 pureScale.
SPACEMAPPAGE_RECLAIM_WAIT_TIME_PERCENT	DECIMAL(5,2)	On a Db2 pureScale system, the percentage of the total wait time spent waiting for space map page reclaims. This value will always be 0 for systems outside of Db2 pureScale.

MON_CURRENT_SQL - Retrieve key metrics for all activities on all members

The MON_CURRENT_SQL administrative view returns key metrics for all activities that were submitted on all members of the database and have not yet been completed, including a point-in-time view of currently executing SQL statements (both static and dynamic) in the currently connected database.

You can use the MON_CURRENT_SQL administrative view to identify long running activities and prevent performance problems.

This view returns metrics that are aggregated across all members.

The schema is SYSIBMADM.

Authorization

One of the following authorizations is required:

- SELECT privilege on the MON_CURRENT_SQL administrative view
- CONTROL privilege on the MON_CURRENT_SQL administrative view
- DATAACCESS authority
- DBADM authority
- SQLADM authority
- ACCESSCTRL authority
- SECADM authority

Default PUBLIC privilege

None

Information returned

<i>Table 79. Information returned by the MON_CURRENT_SQL administrative view</i>		
Column name	Data type	Description or Monitor element
COORD_MEMBER	SMALLINT	coord_member - Coordinating member
APPLICATION_HANDLE	BIGINT	application_handle - Application handle
APPLICATION_NAME	VARCHAR(128)	appl_name - Application name
SESSION_AUTH_ID	VARCHAR(128)	session_auth_id - Session authorization ID
CLIENT_APPLNAME	VARCHAR(255)	CURRENT CLIENT_APPLNAME special register
ELAPSED_TIME_SEC	INTEGER	The time elapsed since this activity began, in seconds. The value of this column is null when an activity has entered the system but is in a queue and has not started running.
ACTIVITY_STATE	VARCHAR(32)	activity_state - Activity state
ACTIVITY_TYPE	VARCHAR(32)	activity_type - Activity type
TOTAL_CPU_TIME	BIGINT	total_cpu_time - Total CPU time
ROWS_READ	BIGINT	rows_read - Rows read
ROWS_RETURNED	BIGINT	rows_returned - Rows returned
QUERY_COST_ESTIMATE	BIGINT	query_cost_estimate - Query cost estimate
DIRECT_READS	BIGINT	direct_reads - Direct reads from database
DIRECT_WRITES	BIGINT	direct_writes - Direct writes to database
APPLICATION_ID	VARCHAR(128)	appl_id - Application ID
UOW_ID	INTEGER	uow_id - Unit of work ID
ACTIVITY_ID	INTEGER	activity_id - Activity ID
STMT_TEXT	CLOB(2MB)	stmt_text - SQL statement text

MON_CURRENT_UOW - Retrieve metrics for all units of work

The MON_CURRENT_UOW administrative view returns key metrics for all units of work that were submitted on all members of the database.

This view identifies long running units of work and can therefore be used to prevent performance problems.

The MON_CURRENT_UOW view represents the coordinator perspective, and not individual members.

The schema is SYSIBMADM.

Authorization

One of the following authorizations is required:

- SELECT privilege on the MON_CURRENT_UOW administrative view
- CONTROL privilege on the MON_CURRENT_UOW administrative view
- DATAACCESS authority
- DBADM authority
- SQLADM authority

Default PUBLIC privilege

None

Information returned

<i>Table 80. Information returned by the MON_CURRENT_UOW administrative view</i>		
Column name	Data type	Description or Monitor element
COORD_MEMBER	SMALLINT	coord_member - Coordinator member
UOW_ID	INTEGER	uow_id - Unit of work ID
APPLICATION_HANDLE	BIGINT	application_handle - Application handle
APPLICATION_NAME	VARCHAR(128)	appl_name - Application name
SESSION_AUTH_ID	VARCHAR(128)	session_auth_id - Session authorization ID
CLIENT_APPLNAME	VARCHAR(255)	CURRENT CLIENT_APPLNAME special register
ELAPSED_TIME_SEC	INTEGER	The time elapsed since this unit of work began, in seconds.
WORKLOAD_OCCURRENCE_STATE	VARCHAR(32)	workload_occurrence_state - Workload occurrence state
TOTAL_CPU_TIME	BIGINT	total_cpu_time - Total CPU time
TOTAL_ROWS_MODIFIED	BIGINT	The total number of rows inserted, updated or deleted.
TOTAL_ROWS_READ	BIGINT	The total number of rows read from tables.
TOTAL_ROWS_RETURNED	BIGINT	The total number of rows that have been selected and returned to the application.

Example

The following example retrieves the application handle, the unit of work ID, the elapsed time, and the total number of rows read and rows returned, for all units of work that have been executed for more than 10 seconds.


```

SELECT APPLICATION_HANDLE AS APPL_HANDLE,
       UOW_ID, ELAPSED_TIME_SEC,
       TOTAL_ROWS_READ AS TOTAL_READ,
       TOTAL_ROWS_MODIFIED AS TOTAL_MODIFIED
FROM SYSIBMADM.MON_CURRENT_UOW
WHERE ELAPSED_TIME_SEC > 10
ORDER BY ELAPSED_TIME_SEC DESC

```

The following is an example of output for this query.

```

APPL_HANDLE UOW_ID ELAPSED_TIME_SEC TOTAL_READ TOTAL_MODIFIED
-----
          254         1           750      87460             0
           61         1           194        108             0
          145         4            82         0             34

3 record(s) selected.

```

MON_DB_SUMMARY - Retrieve accumulated metrics across all members of the database

The MON_DB_SUMMARY administrative view returns key metrics in the currently connected database.

This view is designed to help monitor the system in a high-level manner by providing a concise summary of the database.

The metrics returned represent the accumulation of metrics across all members of the database.

The schema is SYSIBMADM.

Authorization

One of the following authorizations is required:

- SELECT privilege on the MON_DB_SUMMARY administrative view
- CONTROL privilege on the MON_DB_SUMMARY administrative view
- DATAACCESS authority
- DBADM authority
- SQLADM authority
- ACCESSCTRL authority
- SECADM authority

Default PUBLIC privilege

None

Information returned

<i>Table 81. Information returned by the MON_DB_SUMMARY administrative view</i>		
Column name	Data type	Description or Monitor element
TOTAL_APP_COMMITS	BIGINT	total_app_commits - Total application commits monitor elements
TOTAL_APP_ROLLBACKS	BIGINT	total_app_rollbacks - Total application rollbacks monitor element
ACT_COMPLETED_TOTAL	BIGINT	act_completed_total - Total completed activities monitor element
APP_RQSTS_COMPLETED_TOTAL	BIGINT	app_rqsts_completed_total - Total application requests completed monitor element

Table 81. Information returned by the MON_DB_SUMMARY administrative view (continued)

Column name	Data type	Description or Monitor element
AVG_RQST_CPU_TIME	BIGINT	Average amount of CPU time, in microseconds, used by all external requests that completed successfully. It represents the total of both user and system CPU time.
ROUTINE_TIME_RQST_PERCENT	DECIMAL(5,2)	The percentage of time the database server spent working on requests that was spent executing user routines.
RQST_WAIT_TIME_PERCENT	DECIMAL(5,2)	The percentage of the time spent working on requests that was spent waiting within the database server.
ACT_WAIT_TIME_PERCENT	DECIMAL(5,2)	The percentage of the time spent executing activities that was spent waiting within the database server.
IO_WAIT_TIME_PERCENT	DECIMAL(5,2)	The percentage of the time spent waiting within the database server that was due to I/O operations. This includes time spent performing direct reads or direct writes, and time spent reading data and index pages from the table space to the bufferpool or writing them back to disk.
LOCK_WAIT_TIME_PERCENT	DECIMAL(5,2)	The percentage of time spent waiting within the database server that was spent waiting on locks.
AGENT_WAIT_TIME_PERCENT	DECIMAL(5,2)	The percentage of time spent waiting within the database server that was spent by an application queued to wait for an agent under concentrator configurations.
NETWORK_WAIT_TIME_PERCENT	DECIMAL(5,2)	The percentage of time spent waiting within the database server that was spent on client-server communications. This includes time spent sending and receiving data over TCP/IP or using the IPC protocol.
SECTION_PROC_TIME_PERCENT	DECIMAL(5,2)	The percentage of time the database server spent actively working on requests that was spent executing sections. This includes the time spent performing sorts.
SECTION_SORT_PROC_TIME_PERCENT	DECIMAL(5,2)	The percentage of time the database server spent actively working on requests that was spent performing sorts while executing sections.

Table 81. Information returned by the MON_DB_SUMMARY administrative view (continued)

Column name	Data type	Description or Monitor element
COMPILE_PROC_TIME_PERCENT	DECIMAL(5,2)	The percentage of time the database server spent actively working on requests that was spent compiling an SQL statement. This includes explicit and implicit compile times.
TRANSACT_END_PROC_TIME_PERCENT	DECIMAL(5,2)	The percentage of time the database server spent actively working on requests that was spent performing commit processing or rolling back transactions.
UTILS_PROC_TIME_PERCENT	DECIMAL(5,2)	The percentage of time the database server spent actively working on requests that was spent running utilities. This includes performing runstats , reorganization, and load operations.
AVG_LOCK_WAITS_PER_ACT	BIGINT	The average number of times that applications or connections waited for locks per coordinator activities (successful and aborted).
AVG_LOCK_TIMEOUTS_PER_ACT	BIGINT	The average number of times that a request to lock an object timed out per coordinator activities (successful and aborted).
AVG_DEADLOCKS_PER_ACT	BIGINT	The average number of deadlocks per coordinator activities (successful and aborted).
AVG_LOCK_ESCALS_PER_ACT	BIGINT	The average number of times that locks have been escalated from several row locks to a table lock per coordinator activities (successful and aborted).
ROWS_READ_PER_ROWS_RETURNED	BIGINT	The average number of rows read from the table per rows returned to the application.
TOTAL_BP_HIT_RATIO_PERCENT	DECIMAL(5,2)	The percentage of time that the database manager did not need to load a page from disk to service a data request, index page request, or a request to process column-organized table data, including requests for XML storage objects (XDAs). In a Db2 pureScale environment, this value represents the total hit ratio for the local bufferpool.

Table 81. Information returned by the MON_DB_SUMMARY administrative view (continued)

Column name	Data type	Description or Monitor element
TOTAL_GBP_HIT_RATIO_PERCENT	DECIMAL(5,2)	In a Db2 pureScale environment, the percentage of time that the database manager did not need to load a page from disk into the local bufferpool to service a data request, index request, XML storage object (XDA) page request, or a request to process column-organized table data, as the page was located in the group bufferpool. Outside of a Db2 pureScale environment, this value will always be null.
TOTAL_CACHING_TIER_HIT_RATIO_PERCENT	DECIMAL(5,2)	Reserved for future use.
CF_WAIT_TIME_PERCENT	DECIMAL(5,2)	In a Db2 pureScale environment, the percentage of the total wait time spent waiting for caching facility communications. Outside of a Db2 pureScale environment, this value will always be null.
RECLAIM_WAIT_TIME_PERCENT	DECIMAL(5,2)	In a Db2 pureScale environment, the percentage of the total wait time spent waiting for page reclaims. Outside of a Db2 pureScale environment, this value will always be null.
SPACEMAPPAGE_RECLAIM_WAIT_TIME_PERCENT	DECIMAL(5,2)	In a Db2 pureScale environment, the percentage of the total wait time spent waiting for space map page reclaims. Outside of a Db2 pureScale environment, this value will always be null.

MON_LOCKWAITS administrative view - Retrieve metrics for applications that are waiting to obtain locks

The MON_LOCKWAITS administrative view returns information about agents working on behalf of applications that are waiting to obtain locks in the currently connected database.

This administrative view is useful for identifying locking problems.

This administrative view replaces the SNAPLOCKWAIT administrative view, which is deprecated. Version 9.7 Fix Pack 1 and might be discontinued in a future release.

The schema is SYSIBMADM.

Authorization

One of the following authorizations is required:

- SELECT privilege on the MON_LOCKWAITS administrative view
- CONTROL privilege on the MON_LOCKWAITS administrative view
- DATAACCESS authority

Default PUBLIC privilege

None

Information returned

Table 82. Information returned by the MON_LOCKWAITS administrative view

Column name	Data type	Description or Monitor element
LOCK_NAME	VARCHAR(32)	lock_name - Lock name You can use the MON_FORMAT_LOCK_NAME routine to format this internal binary lock name and obtain more details regarding the lock, such as the table and table space that a table lock references.
LOCK_OBJECT_TYPE	VARCHAR(32)	lock_object_type - Lock object type waited on
LOCK_WAIT_ELAPSED_TIME	INTEGER	The time elapsed since the agent started waiting to obtain the lock. This value is given in seconds.
TABSCHEMA	VARCHAR(128)	table_schema - Table schema name For locks that do not reference a table, NULL is returned.
TABNAME	VARCHAR(128)	table_name - Table name For locks that do not reference a table, NULL is returned.
DATA_PARTITION_ID	INTEGER	data_partition_id - Data Partition identifier This element is only applicable to partitioned tables and partitioned indexes. When returning lock level information, a value of -1 represents a lock which controls access to the whole table.
LOCK_MODE	VARCHAR(10)	lock_mode - Lock mode
LOCK_CURRENT_MODE	VARCHAR(10)	lock_current_mode - Original lock mode before conversion If the LOCK_STATUS is not "C" (converting), then a value of NULL is returned.
LOCK_MODE_REQUESTED	VARCHAR(10)	lock_mode_requested - Lock mode requested
REQ_APPLICATION_HANDLE	BIGINT	req_application_handle - Requesting application handle
REQ_AGENT_TID	BIGINT	req_agent_tid - Requesting agent TID
REQ_MEMBER	SMALLINT	req_member - Requesting member
REQ_APPLICATION_NAME	VARCHAR(128)	The name of the application running at the client that is waiting to acquire this lock.
REQ_USERID	VARCHAR(128)	The current authorization ID for the session being used by the application that is waiting to acquire this lock.

Table 82. Information returned by the MON_LOCKWAITS administrative view (continued)

Column name	Data type	Description or Monitor element
REQ_STMT_TEXT	CLOB(2MB)	SQL statement section that the application waiting to acquire the lock is executing. For non-SQL activities, a 0-length string value is returned.
HLD_APPLICATION_HANDLE	BIGINT	hld_application_handle - Holding application handle If the application holding this lock is unknown or cannot be found then a value of NULL is returned.
HLD_MEMBER	SMALLINT	hld_member - Holding member
HLD_APPLICATION_NAME	VARCHAR(128)	The name of the application running at the client that is holding this lock. If the application holding this lock is unknown or cannot be found then a 0-length string value is returned.
HLD_USERID	VARCHAR(128)	The current authorization ID for the session being used by the application that is holding this lock.
HLD_CURRENT_STMT_TEXT	CLOB(2MB)	SQL statement text that is currently associated with the application that is holding the lock. Note that this is not necessarily the statement that is causing the lock.

MON_PKG_CACHE_SUMMARY - Retrieve a high-level summary of the database package cache

The MON_PKG_CACHE_SUMMARY administrative view returns key metrics for both static and dynamic SQL statements in the cache, providing a high-level summary of the database package cache.

The metrics returned are aggregated over all executions of the statement across all members of the database.

The schema is SYSIBMADM.

Authorization

One of the following authorizations is required:

- SELECT privilege on the MON_PKG_CACHE_SUMMARY administrative view
- CONTROL privilege on the MON_PKG_CACHE_SUMMARY administrative view
- DATAACCESS authority

Default PUBLIC privilege

None

Information returned

Table 83. Information returned by the MON_PKG_CACHE_SUMMARY administrative view		
Column name	Data type	Description or Monitor element
SECTION_TYPE	CHAR(1)	section_type - Section type indicator
EXECUTABLE_ID	VARCHAR(32) FOR BIT DATA	executable_id - Executable ID
NUM_COORD_EXEC	BIGINT	num_coord_exec - Number of executions by coordinator agent

Table 83. Information returned by the MON_PKG_CACHE_SUMMARY administrative view (continued)

Column name	Data type	Description or Monitor element
NUM_COORD_EXEC_WITH_METRICS	BIGINT	num_coord_exec_with_metrics - Number of executions by coordinator agent with metrics
TOTAL_STMT_EXEC_TIME	BIGINT	The total amount of time, in milliseconds, spent executing the statement, including nested activities, over all executions of the statement where the metrics have been collected.
AVG_STMT_EXEC_TIME	BIGINT	The average amount of time, in milliseconds, spent executing the statement, including nested activities, over all executions of the statement where the metrics have been collected.
TOTAL_CPU_TIME	BIGINT	The total amount of CPU time, in microseconds, used while within the database manager. This value represents the combined total of both user and system CPU time. It is calculated as the sum of all total_cpu_time - Total CPU time values for the statement.
AVG_CPU_TIME	BIGINT	The average amount of CPU time, in microseconds, spent within the database manager over all executions of the statement where the metrics have been collected.
TOTAL_LOCK_WAIT_TIME	BIGINT	The total elapsed time, in milliseconds, spent waiting for locks. This value is calculated as the sum of all lock_wait_time - Time waited on locks values for the statement.
AVG_LOCK_WAIT_TIME	BIGINT	The average elapsed time, in milliseconds, spent waiting for locks over all executions of the statement where the metrics have been collected.
TOTAL_IO_WAIT_TIME	BIGINT	The total elapsed time, in milliseconds, spent on I/O operations. This value is calculated as the sum of the elapsed time required to perform direct reads or direct writes, plus the elapsed time spent physically reading or writing data and index pages from or to the table space containers.
AVG_IO_WAIT_TIME	BIGINT	The average elapsed time, in milliseconds, spent on I/O operations over all executions of the statement where the metrics have been collected.
PREP_TIME	BIGINT	prep_time - Preparation time

Table 83. Information returned by the MON_PKG_CACHE_SUMMARY administrative view (continued)

Column name	Data type	Description or Monitor element
ROWS_READ_PER_ROWS_RETURNED	BIGINT	The average number of rows read per rows returned over all executions of the statement where the metrics have been collected.
AVG_ACT_WAIT_TIME	BIGINT	Average time spent waiting for database activities per statement execution.
AVG_LOCK_ESCALS	BIGINT	Average number of lock escalations per statement execution.
AVG_RECLAIM_WAIT_TIME	BIGINT	Average time spent waiting for page reclaims per statement execution. Outside of a Db2 pureScale environment, this value will always be null.
AVG_SPACEMAPPAGE_RECLAIM_WAIT_TIME	BIGINT	Average time spent waiting for reclaims of spacemap pages per statement execution. Outside of a Db2 pureScale environment, this value will always be null.
STMT_TEXT	CLOB(2MB)	stmt_text - SQL statement text

MON_SERVICE_SUBCLASS_SUMMARY - Retrieve metrics for all service subclasses

The MON_SERVICE_SUBCLASS_SUMMARY administrative view returns key metrics for all service subclasses in the currently connected database.

This view is designed to help monitor the system in a high-level manner, showing work executed per service class.

The metrics returned represent the accumulation of all metrics for requests that have executed under the indicated service subclass across all members of the database.

The schema is SYSIBMADM.

Authorization

One of the following authorizations is required:

- SELECT privilege on the MON_SERVICE_SUBCLASS_SUMMARY administrative view
- CONTROL privilege on the MON_SERVICE_SUBCLASS_SUMMARY administrative view
- DATAACCESS authority

Default PUBLIC privilege

None

Information returned

Table 84. Information returned by the MON_SERVICE_SUBCLASS_SUMMARY administrative view

Column name	Data type	Description or Monitor element
SERVICE_SUPERCLASS_NAME	VARCHAR(128)	service_superclass_name - Service superclass name
SERVICE_SUBCLASS_NAME	VARCHAR(128)	service_subclass_name - Service subclass name

Table 84. Information returned by the MON_SERVICE_SUBCLASS_SUMMARY administrative view (continued)

Column name	Data type	Description or Monitor element
SERVICE_CLASS_ID	INTEGER	service_class_id - Service class ID
TOTAL_APP_COMMITS	BIGINT	total_app_commits - Total application commits monitor elements
TOTAL_APP_ROLLBACKS	BIGINT	total_app_rollbacks - Total application rollbacks monitor element
ACT_COMPLETED_TOTAL	BIGINT	act_completed_total - Total completed activities monitor element
APP_RQSTS_COMPLETED_TOTAL	BIGINT	app_rqsts_completed_total - Total application requests completed monitor element
AVG_RQST_CPU_TIME	BIGINT	Average amount of CPU time, in microseconds, used by all external requests that completed successfully. It represents the total of both user and system CPU time.
ROUTINE_TIME_RQST_PERCENT	DECIMAL(5,2)	The percentage of time the database server spent working on requests that was spent executing user routines.
RQST_WAIT_TIME_PERCENT	DECIMAL(5,2)	The percentage of the time spent working on requests that was spent waiting within the database server.
ACT_WAIT_TIME_PERCENT	DECIMAL(5,2)	The percentage of the time spent executing activities that was spent waiting within the database server.
IO_WAIT_TIME_PERCENT	DECIMAL(5,2)	The percentage of the time spent waiting within the database server that was due to I/O operations. This includes time spent performing direct reads or direct writes, and time spent reading data and index pages from the table space to the bufferpool or writing them back to disk.
LOCK_WAIT_TIME_PERCENT	DECIMAL(5,2)	The percentage of time spent waiting within the database server that was spent waiting on locks.
AGENT_WAIT_TIME_PERCENT	DECIMAL(5,2)	The percentage of time spent waiting within the database server that was spent by an application queued to wait for an agent under concentrator configurations.
NETWORK_WAIT_TIME_PERCENT	DECIMAL(5,2)	The percentage of time spent waiting within the database server that was spent on client-server communications. This includes time spent sending and receiving data over TCP/IP or using the IPC protocol.

Table 84. Information returned by the MON_SERVICE_SUBCLASS_SUMMARY administrative view (continued)

Column name	Data type	Description or Monitor element
SECTION_PROC_TIME_PERCENT	DECIMAL(5,2)	The percentage of time the database server spent actively working on requests that was spent executing sections. This includes the time spent performing sorts.
SECTION_SORT_PROC_TIME_PERCENT	DECIMAL(5,2)	The percentage of time the database server spent actively working on requests that was spent performing sorts while executing sections.
COMPILE_PROC_TIME_PERCENT	DECIMAL(5,2)	The percentage of time the database server spent actively working on requests that was spent compiling an SQL statement. This includes explicit and implicit compile times.
TRANSACTION_END_PROC_TIME_PERCENT	DECIMAL(5,2)	The percentage of time the database server spent actively working on requests that was spent performing commit processing or rolling back transactions.
UTILS_PROC_TIME_PERCENT	DECIMAL(5,2)	The percentage of time the database server spent actively working on requests that was spent running utilities. This includes performing runstats , reorganization, and load operations.
AVG_LOCK_WAITS_PER_ACT	BIGINT	The average number of times that applications or connections waited for locks per coordinator activities (successful and aborted).
AVG_LOCK_TIMEOUTS_PER_ACT	BIGINT	The average number of times that a request to lock an object timed out per coordinator activities (successful and aborted).
AVG_DEADLOCKS_PER_ACT	BIGINT	The average number of deadlocks per coordinator activities (successful and aborted).
AVG_LOCK_ESCALATIONS_PER_ACT	BIGINT	The average number of times that locks have been escalated from several row locks to a table lock per coordinator activities (successful and aborted).
ROWS_READ_PER_ROWS_RETURNED	BIGINT	The average number of rows read from the table per rows returned to the application.

Table 84. Information returned by the MON_SERVICE_SUBCLASS_SUMMARY administrative view (continued)

Column name	Data type	Description or Monitor element
TOTAL_BP_HIT_RATIO_PERCENT	DECIMAL(5,2)	The percentage of time that the database manager did not need to load a page from disk to service a data request, index page request, or a request to process column-organized table data, including requests for XML storage objects (XDAs). In a Db2 pureScale environment, this value represents the total hit ratio for the local bufferpool.
TOTAL_GBP_HIT_RATIO_PERCENT	DECIMAL(5,2)	In a Db2 pureScale environment, the percentage of time that the database manager did not need to load a page from disk into the local bufferpool to service a data request, index request, XML storage object (XDA) page request, or a request to process column-organized table data, as the page was located in the group bufferpool. Outside of a Db2 pureScale environment, this value will always be null.
TOTAL_CACHING_TIER_HIT_RATIO_PERCENT	DECIMAL(5,2)	Reserved for future use.
CF_WAIT_TIME_PERCENT	DECIMAL(5,2)	In a Db2 pureScale environment, the percentage of the total wait time spent waiting for caching facility communications. Outside of a Db2 pureScale environment, this value will always be null.
RECLAIM_WAIT_TIME_PERCENT	DECIMAL(5,2)	In a Db2 pureScale environment, the percentage of the total wait time spent waiting for page reclaims. Outside of a Db2 pureScale environment, this value will always be null.
SPACEMAPPAGE_RECLAIM_WAIT_TIME_PERCENT	DECIMAL(5,2)	In a Db2 pureScale environment, the percentage of the total wait time spent waiting for space map page reclaims. Outside of a Db2 pureScale environment, this value will always be null.

MON_TBSP_UTILIZATION - Retrieve monitoring metrics for all table spaces and all database partitions

The MON_TBSP_UTILIZATION administrative view returns key monitoring metrics, including hit ratios and utilization percentage, for all table spaces and all database partitions in the currently connected database.

Authorization

This administrative view provides critical information for monitoring performance as well as space utilization.

This administrative view is a replacement for the TBSP_UTILIZATION administrative view.

The schema is SYSIBMADM.

One of the following authorizations is required:

- SELECT privilege on the MON_TBSP_UTILIZATION administrative view
- CONTROL privilege on the MON_TBSP_UTILIZATION administrative view
- DATAACCESS authority

Default PUBLIC privilege

None

Information returned

<i>Table 85. Information returned by the MON_TBSP_UTILIZATION administrative view</i>		
Column name	Data type	Description or Monitor element
TBSP_NAME	VARCHAR(128)	tablespace_name - Table space name
MEMBER	SMALLINT	member - Database member
TBSP_TYPE	VARCHAR(10)	tablespace_type - Table space type. This interface returns a text identifier based on defines in sqlutil.h, and is one of: <ul style="list-style-type: none">• DMS• SMS
TBSP_CONTENT_TYPE	VARCHAR(10)	tablespace_content_type - Table space content type. This interface returns a text identifier based on defines in sqlmon.h, and is one of: <ul style="list-style-type: none">• ANY• LARGE• SYSTEMP• USRTEMP
TBSP_STATE	VARCHAR(256)	tablespace_state - Table space state
TBSP_PAGE_SIZE	BIGINT	tablespace_page_size - Table space page size
TBSP_EXTENT_SIZE	BIGINT	tablespace_extent_size - Table space extent size

Table 85. Information returned by the MON_TBSP_UTILIZATION administrative view (continued)

Column name	Data type	Description or Monitor element
TBSP_PREFETCH_SIZE	BIGINT	tablespace_prefetch_size - Table space prefetch size
TBSP_USING_AUTO_STORAGE	SMALLINT	tablespace_using_auto_storage - Table space enabled for automatic storage
TBSP_AUTO_RESIZE_ENABLED	SMALLINT	tablespace_auto_resize_enabled - Table space automatic resizing enabled
TBSP_TOTAL_SIZE_KB	BIGINT	<p>The total size of the table space in kilobytes. This is calculated as $(tablespace_total_pages * tablespace_page_size) / 1024$ where <i>tablespace_total_pages</i> and <i>tablespace_page_size</i> represent the following monitor elements:</p> <ul style="list-style-type: none"> • tablespace_total_pages - Total pages in table space • tablespace_page_size - Table space page size
TBSP_USABLE_SIZE_KB	BIGINT	<p>The total usable size of the table space, in kilobytes. This equals the total size of the table space minus the space used for overhead pages. This is calculated as $(tablespace_usable_pages * tablespace_page_size) / 1024$ where <i>tablespace_usable_pages</i> and <i>tablespace_page_size</i> represent the following monitor elements:</p> <ul style="list-style-type: none"> • tablespace_usable_pages - Usable pages in table space • tablespace_page_size - Table space page size

Table 85. Information returned by the MON_TBSP_UTILIZATION administrative view (continued)

Column name	Data type	Description or Monitor element
TBSP_UTILIZATION_PERCENT	DECIMAL(5,2)	<p>The utilization of the table space as a percentage. If <i>tablespace_usable_pages</i> is greater than zero, this is calculated as $(\text{tablespace_used_pages} / \text{tablespace_usable_pages}) * 100$ where <i>tablespace_used_pages</i> and <i>tablespace_usable_pages</i> represent the following monitor elements:</p> <ul style="list-style-type: none"> • <i>tablespace_used_pages</i> - Used pages in table space • <i>tablespace_usable_pages</i> - Usable pages in table space <p>NULL is returned if <i>tablespace_usable_pages</i> is not greater than zero.</p>
TBSP_PAGE_TOP	BIGINT	<i>tablespace_page_top</i> - Table space high watermark
DATA_PHYSICAL_READS	BIGINT	<p>Indicates the number of data pages read from the table space containers (physical) for temporary as well as regular and large table spaces. This is calculated as $(\text{pool_data_p_reads} + \text{pool_temp_data_p_reads})$ where <i>pool_data_p_reads</i> and <i>pool_temp_data_p_reads</i> represent the following monitor elements:</p> <ul style="list-style-type: none"> • <i>pool_data_p_reads</i> - Buffer pool data physical reads • <i>pool_temp_data_p_reads</i> - Buffer pool temporary data physical reads
DATA_HIT_RATIO_PERCENT	DECIMAL(5,2)	Data hit ratio, that is, the percentage of time that the database manager did not need to load a page from disk to service a data page request.

Table 85. Information returned by the MON_TBSP_UTILIZATION administrative view (continued)

Column name	Data type	Description or Monitor element
INDEX_PHYSICAL_READS	BIGINT	<p>Indicates the number of index pages read from the table space containers (physical) for temporary as well as regular and large table spaces. This is calculated as (<i>pool_index_p_reads</i> + <i>pool_temp_index_p_reads</i>) where <i>pool_index_p_reads</i> and <i>pool_temp_index_p_reads</i> represent the following monitor elements:</p> <ul style="list-style-type: none"> • <i>pool_index_p_reads</i> - Buffer pool index physical reads • <i>pool_temp_index_p_reads</i> - Buffer pool temporary index physical reads
INDEX_HIT_RATIO_PERCENT	DECIMAL(5,2)	<p>Index hit ratio, that is, the percentage of time that the database manager did not need to load a page from disk to service an index data page request.</p>
XDA_PHYSICAL_READS	BIGINT	<p>Indicates the number of data pages for XML storage objects (XDAs) read from the table space containers (physical) for temporary as well as regular and large table spaces. This is calculated as (<i>pool_xda_p_reads</i> + <i>pool_temp_xda_p_reads</i>) where <i>pool_xda_p_reads</i> and <i>pool_temp_xda_p_reads</i> represent the following monitor elements:</p> <ul style="list-style-type: none"> • <i>pool_xda_p_reads</i> - Buffer pool XDA data physical reads • <i>pool_temp_xda_p_reads</i> - Buffer pool temporary XDA data physical reads
XDA_HIT_RATIO_PERCENT	DECIMAL(5,2)	<p>Auxiliary storage objects hit ratio, that is, the percentage of time that the database manager did not need to load a page from disk to service a data page request for XML storage objects (XDAs). In a Db2 pureScale environment, this value is the percentage of time the database manager used to locate a data page for an XDA in the local buffer pool.</p>

Table 85. Information returned by the MON_TBSP_UTILIZATION administrative view (continued)

Column name	Data type	Description or Monitor element
COL_PHYSICAL_READS	BIGINT	<p>Indicates the number of column-organized table data pages read from the physical table space containers for temporary, regular, and large table spaces. This is calculated as (<i>pool_col_p_reads</i> + <i>pool_temp_col_p_reads</i>) where <i>pool_col_p_reads</i> and <i>pool_temp_col_p_reads</i> represent the following monitor elements:</p> <ul style="list-style-type: none"> • <i>pool_col_p_reads</i> - Buffer pool column-organized physical reads • <i>pool_temp_col_p_reads</i> - Buffer pool column-organized temporary physical reads
COL_HIT_RATIO_PERCENT	DECIMAL(5,2)	<p>Column-organized table data hit ratio. The percentage of time that the database manager did not need to load a page from disk to service a column-organized table data page request. In Db2 pureScale environments, this value is the percentage of time that the database manager located a data page in the local buffer pool.</p>
GBP_DATA_HIT_RATIO_PERCENT	DECIMAL(5,2)	<p>Group bufferpool data hit ratio. The percentage of time that the database manager did not need to load a page from disk in order to service a data page request because the page was already in the group bufferpool. Outside of a Db2 pureScale environment, this value is null.</p>
GBP_INDEX_HIT_RATIO_PERCENT	DECIMAL(5,2)	<p>Group bufferpool index hit ratio. The percentage of time that the database manager did not need to load a page from disk in order to service an index page request because the page was already in the group bufferpool. Outside of a Db2 pureScale environment, this value is null.</p>

Table 85. Information returned by the MON_TBSP_UTILIZATION administrative view (continued)

Column name	Data type	Description or Monitor element
GBP_XDA_HIT_RATIO_PERCENT	DECIMAL(5,2)	Group bufferpool auxiliary storage object hit ratio, that is, the percentage of time that the database manager did not need to load a page from disk to service a data page request for XML storage object (XDAs) since the page was in the group bufferpool. Outside of a Db2 pureScale environment, this value will always be null.
GBP_COL_HIT_RATIO_PERCENT	DECIMAL(5,2)	Group bufferpool column-organized table data hit ratio. The percentage of time that the database manager did not need to load a page from disk in order to service a column-organized table data request because the page was already in the group bufferpool. Outside of a Db2 pureScale environment, this value is null.
CACHING_TIER_DATA_HIT_RATIO_PERCENT	DECIMAL(5,2)	Reserved for future use.
CACHING_TIER_INDEX_HIT_RATIO_PERCENT	DECIMAL(5,2)	Reserved for future use.
CACHING_TIER_XDA_HIT_RATIO_PERCENT	DECIMAL(5,2)	Reserved for future use.
CACHING_TIER_COL_HIT_RATIO_PERCENT	DECIMAL(5,2)	Reserved for future use.

MON_TRANSACTION_LOG_UTILIZATION administrative view - Retrieve log utilization information

The MON_TRANSACTION_LOG_UTILIZATION administrative view returns information about transaction log utilization for the currently connected database.

A single row is returned for each member.

Authorization

One of the following authorizations is required:

- SELECT privilege on the MON_TRANSACTION_LOG_UTILIZATION administrative view
- CONTROL privilege on the MON_TRANSACTION_LOG_UTILIZATION administrative view
- DATAACCESS authority
- DBADM authority
- SQLADM authority

Default PUBLIC privilege

In a non-restrictive database, SELECT privilege is granted to PUBLIC when the view is automatically created.

Information returned

<i>Table 86. Information returned by the MON_TRANSACTION_LOG_UTILIZATION administrative view</i>		
Column name	Data type	Description or corresponding monitor element
LOG_UTILIZATION_PERCENT	DECIMAL(5,2)	Indicates the percentage of the total log space that is in use.
TOTAL_LOG_USED_KB	BIGINT	total_log_used - Total log space used. This interface returns the value in KB.
TOTAL_LOG_AVAILABLE_KB	BIGINT	total_log_available - Total log available. This interface returns the value in KB.
TOTAL_LOG_USED_TOP_KB	BIGINT	tot_log_used_top - Maximum total log space used. This interface returns the value in KB.
MEMBER	SMALLINT	member - Database member monitor element

Usage notes

For databases that are configured for infinite logging, the values for LOG_UTILIZATION_PERCENT and TOTAL_LOG_AVAILABLE_KB are NULL.

MON_WORKLOAD_SUMMARY - Retrieves metrics for all workloads

The MON_WORKLOAD_SUMMARY administrative view returns key metrics for all workloads in the currently connected database.

This view is designed to help monitor the system in a high-level manner, showing incoming work per workload.

The metrics returned represent the accumulation of all metrics for requests that were submitted by connections mapped to the identified workload object across all members of the database.

The schema is SYSIBMADM.

Authorization

One of the following authorizations is required:

- SELECT privilege on the MON_WORKLOAD_SUMMARY administrative view
- CONTROL privilege on the MON_WORKLOAD_SUMMARY administrative view
- DATAACCESS authority

Default PUBLIC privilege

None

Information returned

<i>Table 87. Information returned by the MON_WORKLOAD_SUMMARY administrative view</i>		
Column name	Data type	Description or Monitor element
WORKLOAD_NAME	VARCHAR(128)	workload_name - Workload name
WORKLOAD_ID	INTEGER	workload_id - Workload ID

Table 87. Information returned by the MON_WORKLOAD_SUMMARY administrative view (continued)

Column name	Data type	Description or Monitor element
TOTAL_APP_COMMITS	BIGINT	total_app_commits - Total application commits monitor elements
TOTAL_APP_ROLLBACKS	BIGINT	total_app_rollbacks - Total application rollbacks monitor element
ACT_COMPLETED_TOTAL	BIGINT	act_completed_total - Total completed activities monitor element
APP_RQSTS_COMPLETED_TOTAL	BIGINT	Total number of external (application) requests that completed successfully across all members of the database for the specified service subclass
AVG_RQST_CPU_TIME	BIGINT	Average amount of CPU time, in microseconds, used by all external requests that completed successfully. It represents the total of both user and system CPU time.
ROUTINE_TIME_RQST_PERCENT	DECIMAL(5,2)	The percentage of time the database server spent working on requests that was spent executing user routines.
RQST_WAIT_TIME_PERCENT	DECIMAL(5,2)	The percentage of the time spent working on requests that was spent waiting within the database server.
ACT_WAIT_TIME_PERCENT	DECIMAL(5,2)	The percentage of the time spent executing activities that was spent waiting within the database server.
IO_WAIT_TIME_PERCENT	DECIMAL(5,2)	The percentage of the time spent waiting within the database server that was due to I/O operations. This includes time spent performing direct reads or direct writes, and time spent reading data and index pages from the table space to the bufferpool or writing them back to disk.
LOCK_WAIT_TIME_PERCENT	DECIMAL(5,2)	The percentage of time spent waiting within the database server that was spent waiting on locks.
AGENT_WAIT_TIME_PERCENT	DECIMAL(5,2)	The percentage of time spent waiting within the database server that was spent by an application queued to wait for an agent under concentrator configurations.

Table 87. Information returned by the MON_WORKLOAD_SUMMARY administrative view (continued)

Column name	Data type	Description or Monitor element
NETWORK_WAIT_TIME_PERCENT	DECIMAL(5,2)	The percentage of time spent waiting within the database server that was spent on client-server communications. This includes time spent sending and receiving data over TCP/IP or using the IPC protocol.
SECTION_PROC_TIME_PERCENT	DECIMAL(5,2)	The percentage of time the database server spent actively working on requests that was spent executing sections. This includes the time spent performing sorts.
SECTION_SORT_PROC_TIME_PERCENT	DECIMAL(5,2)	The percentage of time the database server spent actively working on requests that was spent performing sorts while executing sections.
COMPILE_PROC_TIME_PERCENT	DECIMAL(5,2)	The percentage of time the database server spent actively working on requests that was spent compiling an SQL statement. This includes explicit and implicit compile times.
TRANSACT_END_PROC_TIME_PERCENT	DECIMAL(5,2)	The percentage of time the database server spent actively working on requests that was spent performing commit processing or rolling back transactions.
UTILS_PROC_TIME_PERCENT	DECIMAL(5,2)	The percentage of time the database server spent actively working on requests that was spent running utilities. This includes performing runstats , reorganization, and load operations.
AVG_LOCK_WAITS_PER_ACT	BIGINT	The average number of times that applications or connections waited for locks per coordinator activities (successful and aborted).
AVG_LOCK_TIMEOUTS_PER_ACT	BIGINT	The average number of times that a request to lock an object timed out per coordinator activities (successful and aborted).
AVG_DEADLOCKS_PER_ACT	BIGINT	The average number of deadlocks per coordinator activities (successful and aborted).

Table 87. Information returned by the MON_WORKLOAD_SUMMARY administrative view (continued)

Column name	Data type	Description or Monitor element
AVG_LOCK_ESCALS_PER_ACT	BIGINT	The average number of times that locks have been escalated from several row locks to a table lock per coordinator activities (successful and aborted).
ROWS_READ_PER_ROWS_RETURNED	BIGINT	The average number of rows read from the table per rows returned to the application.
TOTAL_BP_HIT_RATIO_PERCENT	DECIMAL(5,2)	The percentage of time that the database manager did not need to load a page from disk to service a data request, index page request, or a request to process column-organized table data, including requests for XML storage objects (XDAs). In a Db2 pureScale environment, this value represents the total hit ratio for the local bufferpool.
TOTAL_GBP_HIT_RATIO_PERCENT	DECIMAL(5,2)	In a Db2 pureScale environment, the percentage of time that the database manager did not need to load a page from disk into the local bufferpool to service a data request, index request, XML storage object (XDA) page request, or a request to process column-organized table data, as the page was located in the group bufferpool. Outside of a Db2 pureScale environment, this value will always be null.
TOTAL_CACHING_TIER_HIT_RATIO_PERCENT	DECIMAL(5,2)	Reserved for future use.
CF_WAIT_TIME_PERCENT	DECIMAL(5,2)	In a Db2 pureScale environment, the percentage of the total wait time spent waiting for caching facility communications. Outside of a Db2 pureScale environment, this value will always be null.
RECLAIM_WAIT_TIME_PERCENT	DECIMAL(5,2)	In a Db2 pureScale environment, the percentage of the total wait time spent waiting for page reclaims. Outside of a Db2 pureScale environment, this value will always be null.

Column name	Data type	Description or Monitor element
SPACEMAPPAGE_RECLAIM_WAIT_TIME_PERCENT	DECIMAL(5,2)	In a Db2 pureScale environment, the percentage of the total wait time spent waiting for space map page reclaims. Outside of a Db2 pureScale environment, this value will always be null.

Monitor procedures and functions

Monitor routines are procedures or functions with names that begin with "MON", such as MON_GET_SERVICE_SUBCLASS, or "EVMON", such as EVMON_FORMAT_UE_TO_TABLES.

Characteristics of monitor (MON) table functions

These routines perform a variety of different functions related to querying the status of your system, or manipulating monitoring data. Some routines are table functions that return data in the form of a table. For example, numerous table functions provide access to monitor elements. Some monitor routines, notably, the ones that begin with "EVMON" transform data in one format to another. Certain other routines, such as environment or administration routines, also return information that is relevant when monitoring.

- The "MON" routines are strategically important, therefore the names of these routines will not change in future releases. However, they will have new output columns added when enhancements are made in future releases. Therefore, when you issue a query to retrieve information using a built-in routine, do not use a statement of the form `SELECT *`. Instead, name the result columns in the `SELECT` statement. This gives the application control over the number of result columns and the sequence in which they are returned.
- Some table functions have two versions, one of which has a `_DETAILS` suffix. The version without the `_DETAILS` suffix provides a relational SQL interface that returns the most commonly used data. The version with the `_DETAILS` suffix provides XML-based access to the monitor data.
- The metrics returned by the monitoring table functions are never reset. They start at 0 when the database is activated and continue to accumulate until the database is deactivated.
- With most table functions, you can choose to receive data for a single object (for example, service class "A") or for all objects.
- As with most table functions, when using these table functions in a Db2 pureScale environment or a partitioned database environment, you can choose to receive data for a single member or for all members. If you choose to receive data for all members, the table functions return one row for each member. You can add the values across members to obtain the value of a monitor element across members.

Monitor (MON) table functions

Monitor table functions return a diverse set of monitor elements describing system behavior and performance that can be used for understanding, tuning, and troubleshooting applications on the database server. These elements provide information about a diverse set of system performance indicators that can affect application response time. You can also obtain monitor data for a subset of the workload you are interested in.

Some monitor table functions report on various aspects of the overall system workload, for example:

- MON_GET_CONNECTION and MON_GET_CONNECTION_DETAILS
- MON_GET_SERVICE_SUBCLASS and MON_GET_SERVICE_SUBCLASS_DETAILS
- MON_GET_UNIT_OF_WORK and MON_GET_UNIT_OF_WORK_DETAILS
- MON_GET_WORKLOAD and MON_GET_WORKLOAD_DETAILS

- MON_GET_DATABASE and MON_GET_DATABASE_DETAILS

Other table functions return data for a specific type of object, for example:

- MON_GET_APPL_LOCKWAIT
- MON_GET_BUFFERPOOL
- MON_GET_CONTAINER
- MON_GET_EXTENDED_LATCH_WAIT
- MON_GET_INDEX
- MON_GET_LOCKS
- MON_GET_PAGE_ACCESS_INFO
- MON_GET_TABLE
- MON_GET_TABLESPACE

Use these table functions to investigate performance issues associated with a particular data object.

Other table functions are useful for subsystem monitoring:

- MON_GET_FCM
- MON_GET_FCM_CONNECTION_LIST
- MON_GET_HADR
- MON_GET_SERVERLIST
- MON_GET_TRANSACTION_LOG

Other table functions are useful for examining activities and statements:

- MON_GET_ROUTINE
- MON_GET_AGENT

Other table functions are useful for examining details of individual activities and statements:

- MON_GET_ACTIVITY returns details for a specific activity currently running on the system; these details include general activity information (like statement text) and a set of metrics.
- MON_GET_INDEX_USAGE_LIST returns information from a usage list defined for an index.
- MON_GET_TABLE_USAGE_LIST returns information from a usage list defined for a table.
- MON_GET_PKG_CACHE_STMT and MON_GET_PKG_CACHE_STMT_DETAILS
- MON_GET_WLM_ADMISSION_QUEUE returns a list of all activities in the admission queue and their position in the queue.

In addition, the following table functions serve a progress monitoring role:

- MON_GET_AUTO_MAINT_QUEUE returns information about all automatic maintenance jobs that are currently queued for execution by the autonomic computing daemon (db2acd).
- MON_GET_AUTO_RUNSTATS_QUEUE returns information about all objects which are currently queued for evaluation by automatic statistics collection in the currently connected database.
- MON_GET_EXTENT_MOVEMENT_STATUS returns the status of the extent movement operation.
- MON_GET_REBALANCE_STATUS returns the status of a rebalance operation on a table space.
- MON_GET_RTS_RQST returns information about all real-time statistics requests that are pending in the system, and the set of requests that are currently being processed by the real time statistics daemon.
- MON_GET_USAGE_LIST_STATUS returns current status on a usage list.

The table functions that begin with MON_FORMAT_ return information in an easy-to-read row-based format. The MON_FORMAT_LOCK_NAME takes the internal binary name of a lock and returns detailed information about the lock. The table functions that begin with MON_FORMAT_XML_ take as input an XML metrics document returned by one of the MON_GET_*_DETAILS table functions (or from the output

of statistics, activity, unit of work, or package cache event monitors) and returns formatted row-based output.

- `MON_FORMAT_XML_COMPONENT_TIMES_BY_ROW` returns formatted row-based output on component times.
- `MON_FORMAT_XML_METRICS_BY_ROW` returns formatted row-based output for all metrics.
- `MON_FORMAT_XML_TIMES_BY_ROW` returns formatted row-based output on the combined hierarchy of wait and processing times.
- `MON_FORMAT_XML_WAIT_TIMES_BY_ROW` table function returns formatted row-based output on wait times.

Event monitor (EVMON) routines

The event monitor routines allow you to access event monitor data, either through an XML document, by using the `EVMON_FORMAT_UE_TO_XML` table function; or through relational tables, by using the `EVMON_FORMAT_UE_TO_TABLES` procedure.

EVMON_FORMAT_UE_TO_TABLES procedure - move an XML document to relational tables

The `EVMON_FORMAT_UE_TO_TABLES` procedure retrieves data stored in an unformatted event (UE) table produced by an event monitor and converts it into a set of relational tables. The process of creating relational tables takes place in two steps. First the data in the UE table is converted to XML format, using the `EVMON_FORMAT_UE_TO_XML` table function. This table function is run for you automatically as part of running the `EVMON_FORMAT_UE_TO_TABLES` procedure. Next, the XML document that contains the event monitor data is turned into relational tables using XML decomposition.

Syntax

```
►► EVMON_FORMAT_UE_TO_TABLES ( ( — evmon_type — , — xrschema — , ►  
    ► xsubjectname — , — xmlschemafile — , — tabschema — , — tbsp_name — , ►  
    ► options — , — commit_count — , — fullselect — ) ►►
```

The schema is SYSPROC.

Procedure parameters

evmon_type

An input parameter of type VARCHAR(128) that represents the type of data stored in the unformatted event table. The possible values are as follows:

LOCKING

Data stored in the unformatted event table is from a locking event monitor.

PKGCACHE

Data stored in the unformatted event table is from a PACKAGE CACHE event monitor.

UOW

Data stored in the unformatted event table is from a UOW event monitor.

xrschema

An input parameter of type VARCHAR (128) that specifies the first-part of the name of the XSR object that describes how data from the UE file corresponds to columns in tables. The second-part of the XSR object name is derived from the *xsubjectname* parameter. The complete XSR object name is defined as *xrschema.xsubjectname*. If this value is NULL, then the authorization ID of the current session user is used.

xsubjectname

An input parameter of type VARCHAR (128) that specifies the second-part of the name of the XSR object that describes how data from the UE file corresponds to columns in tables. The first-part of the

XSR object name is derived from the *xsrschema* parameter. The complete XSR object name is defined as *xsrschema.xsrobjectname* and is unique among all objects in the XSR. If this value is NULL, the *xsrobjectname* is derived as follows: `EVMON_<evmon_type>_SCHEMA_<SQL release level>`.

The XSR object is a copy of the XML schema file that describes the output of the event monitor. It is stored in the XML schema repository (XSR), and defines the relationship between the elements of the interim XML document produced by the first stage of `EVMON_FORMAT_UE_TO_TABLES` processing, and the tables and columns the procedure ultimately produces. The XSR object is also used to manage the mutual dependency between any tables that have been created and the XML schema from which those tables are derived. If the XSR object is dropped, or if any of the tables produced by the procedure are dropped or the columns altered, the dependency between the two is said to be broken. If `EVMON_FORMAT_UE_TO_TABLES` (or the `EVMON_FORMAT_UE_TO_XML` table function) has not yet been run against the UE file for a specific type of event monitor, the XSR object that describes the event monitor output will not yet exist. In this case, the XML schema file for the event monitor is used to create and register an XSR object in the system catalog tables.

If the database has been upgraded to a newer release, the original *xsrobjectname* must be explicitly specified in order to maintain the dependency between the relational tables and the XML schema.

xmlschemafile

An input parameter of type VARCHAR (1024) that is a fully qualified path to the XML schema document on disk that describes the output produced by the event monitor. The XML schema document elements are annotated with information that maps XML elements and attributes to the relational tables and their columns.

This parameter is used register an XSR object. If there is no XSR object registered and enabled for the type of event monitor specified in *evmon_type*, then an XSR object is registered as follows:

- If *xmlschemafile* is NULL, then the procedure uses the XML schema file on disk that corresponds to value specified for *evmon_type*, as follows:

LOCKING

`sqllib/misc/DB2EvmonLocking.xsd`

PKGCACHE

`sqllib/misc/DB2EvmonPkgCache.xsd`

UOW

`sqllib/misc/DB2EvmonUOW.xsd`

- If you specify the name of an XML schema file, then that file is used to register and enable the XSR object for decomposition.
- If you specify values for the *xsrschema* and *xsrobjectname* parameters, then XSR object is created with these names. Otherwise, the XSR object is named as using the defaults previously described for *xsrobjectname*.

Important: If an XSR object has previously been registered and is enabled for decomposition, this parameter is ignored. If you want to register an XSR object using a different XML schema file, you must first drop the existing XSR object.

tabschema

An input parameter of type VARCHAR (128) that represents the SQL schema name where the event monitor relational tables are created. If this value is NULL, then the authorization ID of the current session user is used. The SQL schema under which the tables are created is determined as follows:

- If `<db2-xdb:SQLSchema>` is specified, use this schema;
- If `<db2-xdb:defaultSchema>` is specified, use this schema;
- If neither of these values is specified, use the value from the *sqlschema* input parameter.

Note: When an XML schema is registered for decomposition, the XSR schema repository creates a dependency between each table referenced in the schema and the XSR object that corresponds to this schema. Which means the XSR object name is linked to a unique set of relational tables in the database. If you reference an existing XSR object, its data is always decomposed and inserted into the tables to which the XSR object was linked.

tbsp_name

An input parameter of type VARCHAR(128) that indicates the table space where the relational tables are created. The default value for this parameter is NULL. The table space name specified on the CREATE TABLE statement within the XML schema file takes precedence over this input parameter.

options

An input parameter of type VARCHAR(1024) which represents a list of keyword options supported by this table function. Each option must be delimited using a semicolon (;) character. The possible values are:

RECREATE_FORCE

Indicates that the relational tables are dropped and re-created before decomposition.

RECREATE_ONERROR

Indicates that the relational tables are dropped and re-created in the following situations:

1. If the XSR object is not registered, but the tables exist.
2. On the first failed decomposition attempt. Subsequent failures are returned, and no attempts are made to re-create the tables.

If an error occurs, for example, a table space full error or an authorization error, the procedure does not filter the SQLCODE returned by the decomposition procedure. The procedure treats all negative SQLCODES equally and tries to re-create the tables.

PRUNE_UE_TABLE

Indicates that any binary events that are successfully inserted into relational tables are to be pruned (that is, deleted) from the UE table. Pruning occurs in the same unit of work in which the inserts into the relational tables are performed.

UPGRADE_TABLES

Indicates that the relational tables produced by this procedure are to be altered so that the table definitions match those defined in the XSR object *xsobjectname* for the current release. Specify this parameter if you want to upgrade any relational tables that were created in an earlier release to reflect any changes made for the current release. The following types of changes might occur from release to release:

- New columns might be added to tables
- New tables might be added to output of the event monitor
- Column definitions might change (For example data type, or length).

If you do not use the UPGRADE_TABLES option, then the existing table definitions are retained. Data for any new columns or tables added in the current release is not written to the relational tables.

If UPGRADE_TABLES is specified, the original *xsobjectname* must also be explicitly specified.

commit_count

An input parameter of type INTEGER. The possible values are as follows:

-1

Commit after every 100 successful documents decomposed. -1 is the the default value.

0

Never commit.

n

Commit after every *n* documents successfully decomposed.

fullselect

An input parameter of type CLOB(2M) that represents the fullselect statement from an unformatted event table. The fullselect statement is a query that conforms to the rules of the SELECT statement. The query must follow the following rules:

- The query must use the "*" clause or specify all the columns of the unformatted event table. Otherwise an error is returned. The columns must be specified in the same order as returned by the DESCRIBE statement of the unformatted event table.

- The query must select only from an unformatted event table.
- The WHERE clause can use any of the non-LOB columns of the unformatted event table to filter out events.

Authorization

EXECUTE privilege on the EVMON_FORMAT_UE_TO_TABLES stored procedure.

SELECT privilege on the unformatted event table, if you did not create it.

CREATE privilege to create the relational tables in the specified SQL schema.

INSERT privilege to insert into the relational tables, if you did not create them.

All privileges required by the XDB_DECOMP_XMP_FROM_QUERY procedure.

Default PUBLIC privilege

In a non-restrictive database, EXECUTE privilege is granted to PUBLIC when the procedure is automatically created.

Usage notes

Maximum XML document size of 100 MB

EVMON_FORMAT_UE_TO_XML has a maximum XML document size of 100 MB.

Since EVMON_FORMAT_UE_TO_TABLES uses EVMON_FORMAT_UE_TO_XML, this same 100 MB restriction applies to EVMON_FORMAT_UE_TO_TABLES.

Relationship of records in a UE table to the output of the EVMON_FORMAT_UE_TO_TABLES table function

There is not a one-to-one mapping between the records written to the UE table and the output of the EVMON_FORMAT_UE_TO_TABLES procedure. Some events generate multiple records in the UE table; some result in just one record being added. When writing data to relational tables, the EVMON_FORMAT_UE_TO_TABLES procedure might, in some cases combine information in multiple UE table records into a single relational table, or it may produce more than one row in different output tables.

Table creation

In order for decomposition to occur, a set of relational tables must exist. The EVMON_FORMAT_UE_TO_TABLES procedure creates the relational tables automatically, as follows:

- The procedure parses the event monitor XML schema file to find the <db2-mon:createStmt> elements. Each element contains a complete CREATE TABLE statement.
- The procedure extracts and runs the CREATE TABLE statements.

The <db2-mon:createStmt> is a child element of the existing <db2-xdb:table> element. Only the EVMON_FORMAT_UE_TO_TABLES procedure recognizes and uses this element. All other procedures that parse the XML schema file, such as the XSR objects, ignore this element.

Do not qualify the table name within the <db2-mon:createStmt>.

XML schema files from release to release

The default XML schema files provided by each event monitor always reflects the XML schema for the current release. So, when you run EVMON_FORMAT_UE_TO_TABLES (or EVMON_FORMAT_UE_TO_XML), the output reflects the monitor elements defined for that event monitor in that release. The next section describes what happens if the schema files for the event monitors happen to change over time. Understanding the impact of these changes is important if you create tables using the EVMON_FORMAT_UE_TO_TABLES procedure, and then apply a fix pack or upgrade to a new release.

Impact of schema updates on tables produced by EVMON_FORMAT_UE_TO_TABLES

New monitor elements are likely to be added to event monitors in future fix packs or releases. These new monitor elements might result in new columns or even new tables being produced by the EVMON_FORMAT_UE_TO_TABLES procedure. However, if you already have tables that were created by this procedure before a fix pack was applied, or before upgrading to a new release, you need to do the following to have the new relational columns or tables created:

For fix pack updates

If relational tables produced by EVMON_FORMAT_UE_TO_TABLES before the installation of the latest fix pack still exist, you must force the creation of a new set of tables based on the new schema shipped in the fix pack if you want to see the new monitor elements in relational format.

To force the EVMON_FORMAT_UE_TO_TABLES procedure to use the new schema shipped in the fix pack and create new tables, perform the following steps:

1. Break the dependency between the currently registered version of the XML schema (see the [note](#) under the *tabschema* parameter of the EVMON_FORMAT_UE_TO_TABLES procedure for more information about schema registration) and the existing tables by performing one of the following actions:
 - Drop one of the existing tables that were produced by EVMON_FORMAT_UE_TO_TABLES
 - Drop the registered XML schema object associated with the existing tables using the DROP XSROBJECT statement. For example, to drop the registered XML schema object associated with the tables produced by EVMON_FORMAT_UE_TO_TABLES for the locking event monitor for Db2 V9.7, use the following command: `DROP XSROBJECT EVMON_LOCKING_SCHEMA_SQL11050`.
 - Alter any existing column that corresponds to an annotated monitor element in the currently registered XML schema object.
2. Run the EVMON_FORMAT_UE_TO_TABLES procedure, using the FORCE option. This option causes the old tables to be dropped, and a new set of tables to be produced. If you omit this option, a SQL0601N error is returned.

This process is illustrated in [“Example 5: Picking up new elements in a fix pack update”](#) on page 408.

If you do not perform the preceding steps, existing tables are updated based on the previously registered schema file. Any new columns or tables that might have been added in the fix pack are not reflected in the output of the EVMON_FORMAT_UE_TO_TABLES procedure.

For release upgrades

Unless you specify otherwise, the default version of the XML schema file for the current release is used when you call the EVMON_FORMAT_UE_TO_TABLES procedure. So, if you upgrade to a new release of the Db2 product, then, by default, the new version of the schema file is used when you run the procedure.

If tables from the previous release do not exist, EVMON_FORMAT_UE_TO_TABLES produces tables using the most recent schema. However, if tables from the previous release exist, you must use the FORCE or RECREATE_ONERROR options to cause the old tables to be replaced by new ones. Otherwise, a SQL0601N error is returned. [“Example 6: Picking up new elements in a release update”](#) on page 409 shows an example of recreating the tables using the default schema for a new release.

Alternatively, you can continue to use the existing tables, without adding any new columns or tables that might have been introduced in the latest release. To have the existing tables updated, you must specify the name of the registered XML schema file that was used to create the tables for the *xsrobjectname* parameter of the EVMON_FORMAT_UE_TO_TABLES procedure. [“Example 7: Using the previous relational tables on a release update”](#) on page 409 shows an example of using the schema from a previous release.

Note: You cannot pick up any new columns or tables introduced in fix packs or in new releases while retaining the data that was previously in the relational tables produced by `EVMON_FORMAT_UE_TO_TABLES`. Picking up any new columns requires the tables to be re-created.

Partial events

If partial or incomplete events exist in the UE table, a message (SQL443N) is returned when you run `EVMON_FORMAT_UE_TO_TABLES`. Incomplete events can occur when an agent finishes processing before the entire event record can be inserted in to the UE table. This situation can sometimes arise where locking is involved, particularly in partitioned database environments. For example, when the `LOCKWAIT` threshold is exceeded, details about the holder of the lock are written to the UE table. However, details about agents waiting for a lock on the same object are not captured until the lock times out or the waiter acquires the lock. If `EVMON_FORMAT_UE_TO_TABLES` is run before the agent waiting for the lock has written its information, then only a part of the information about the lock might exist in the UE table.

To see details about the incomplete events, run `EVMON_FORMAT_UE_TO_XML` with the `LOG_PARTIAL_EVENTS` option.

Examples

- [“Example 1: Using default parameters” on page 407](#)
- [“Example 2: Attempting to use tables under a different schema” on page 407](#)
- [“Example 3: Attempting to use tables under a different schema” on page 408](#)
- [“Example 4: Using the `RECREATE_FORCE` option” on page 408](#)
- [“Example 5: Picking up new elements in a fix pack update” on page 408](#)
- [“Example 6: Picking up new elements in a release update” on page 409](#)
- [“Example 7: Using the previous relational tables on a release update” on page 409](#)
- [“Example 8: Using the `UPGRADE_TABLES` and `PRUNE_UE_TABLE` options” on page 409](#)

Example 1: Using default parameters

A user named Paul calls the procedure using the default parameters and requires all events that are part of the service class `STUDENTS` to be inserted into the relational tables.

```
EVMON_FORMAT_UE_TO_TABLES (  
  'UOW', NULL, NULL, NULL, NULL, NULL, NULL, -1,  
  'SELECT * FROM UOWUE  
   WHERE service_subclass_name = 'STUDENTS'  
   ORDER BY event_id, event_timestamp')
```

The results of the call are as follows:

1. The procedure parses the `DB2EvmonUOW.xsd` file, which is the default XML schema file, to identify the set of relational tables to create.
2. The relational tables are created under SQL schema Paul.
3. The XML schema is registered with an XSR object name of `PAUL.EVMON_UOW_SCHEMA_SQL11050`
4. XSR object is enabled for decomposition.
5. Data is decomposed and inserted into the tables under SQL schema Paul.

Example 2: Attempting to use tables under a different schema

In a continuation of the previous example, a user named Dave calls the stored procedure, setting the `tabschema` parameter to Paul.

```
EVMON_FORMAT_UE_TO_TABLES (  
  'UOW', NULL, NULL, NULL, 'Paul', NULL, NULL, -1,  
  'SELECT * FROM UOWTBLE  
   ORDER BY event_timestamp')
```

The results of the call are as follows:

1. The procedure parses the DB2EvmonUOW.xsd file, which is the default XML schema file, to identify the set of relational tables to create.
2. The procedure attempts to create the tables under schema Paul. However, an error is returned because the relational tables currently exist under the SQL schema PAUL. Previously existing tables cannot be used when a new XSR object is being registered.

Example 3: Attempting to use tables under a different schema

In a continuation of the previous example, a user named Greg calls the stored procedure setting the input parameter *xsrschema* to Paul.

```
EVMON_FORMAT_UE_TO_TABLES (  
  'UOW', 'Paul', NULL, NULL, NULL, NULL, NULL, -1,  
  'SELECT * FROM UOWTBL  
  ORDER BY event_timestamp')
```

The results of the call are as follows:

1. The XSR object Paul.EVMON_UOW_SCHEMA_SQL11050, which exists, is enabled for decomposition.
2. If Greg has INSERT privileges on the tables, then data is decomposed and inserted into the relational tables under SQL schema Paul. The existing XSR object Paul.EVMON_UOW_SCHEMA_SQL11050 is used, so the SQL schema for the relational tables is obtained from the XSR object, instead of being provided as an input parameter to the procedure.

Example 4: Using the RECREATE_FORCE option

In a continuation of the previous example, Paul wants to re-create the tables again, but in table space MYSPACE. Paul calls the procedure with the RECREATE_FORCE option and the *tblsp_name* parameter.

```
EVMON_FORMAT_UE_TO_TABLES (  
  'UOW', NULL, NULL, NULL, NULL, 'MYSPACE', 'RECREATE_FORCE', -1,  
  'SELECT * FROM UOWTBL  
  ORDER BY event_timestamp')
```

The results of the call are as follows:

1. The XSR object Paul.EVMON_UOW_SCHEMA_SQL11050, which exists, is enabled for decomposition.
2. The RECREATE_FORCE option is set.
3. The XML schema file is retrieved from the schema repository and parsed to identify the set of relational files.
4. The current tables are dropped and created again in the MYSPACE table space.
5. Data is decomposed and inserted into the new tables.

Example 5: Picking up new elements in a fix pack update

A new XML element called "db2EventNew" has been added to the XML schema file of the locking event monitor in the latest fix pack. Paul wants to pick up the new element to use in the decomposition of an XML file. To do so, he follows the following steps:

1. Paul drops the XSR object created in the original release:

```
DROP XSROBJECT EVMON_LOCKING_SCHEMA_SQL11050
```

2. He calls the procedure with the RECREATE_ONERROR option.

```
EVMON_FORMAT_UE_TO_TABLES (  
  'LOCKING', NULL, NULL, NULL, NULL, NULL, 'RECREATE_ONERROR', -1,  
  'SELECT * FROM LOCK  
  ORDER BY event_timestamp')
```

The results of the call are as follows:

- a. The XSR object does not exist, so the default DB2EvmonLocking.xsd schema file is parsed to identify the set of relational tables.
- b. As the RECREATE_ONERROR option was specified, the existing tables are dropped and re-created.

Example 6: Picking up new elements in a release update

Paul is upgrading to a new product release and wants to pick up the new changes in the event monitor XML schema file. Paul calls the procedure with the RECREATE_ONERROR option.

```
EVMON_FORMAT_UE_TO_TABLES (  
  'LOCKING', NULL, NULL, NULL, NULL, NULL, 'RECREATE_ONERROR', -1,  
  'SELECT * FROM LOCK  
  ORDER BY event_timestamp')
```

The results of the call are as follows:

1. The XSR object Paul.EVMON_LOCKING_SCHEMA_SQL11050 is created because it does not exist.
2. As the RECREATE_ONERROR option was specified, the tables are dropped and re-created.

Example 7: Using the previous relational tables on a release update

Greg has upgraded to a new product release. Greg calls the procedure with the *xsrobjectname* value from the previous release.

```
EVMON_FORMAT_UE_TO_TABLES (  
  'LOCKING', NULL, 'EVMON_LOCKING_SCHEMA_SQL11010', NULL, NULL, NULL, -1,  
  'SELECT * FROM LOCK  
  ORDER BY event_timestamp')
```

Example 8: Using the UPGRADE_TABLES and PRUNE_UE_TABLE options

Paul created a unit of work event monitor in V10.5 that writes its output to a UE table called UOWTABLE. He then upgrades to V11.5 and wants the relational tables produced in the previous release by EVMON_FORMAT_UE_TO_TABLES to be upgraded using the UPGRADE_TABLES option. This upgrade occurs before the new data is processed. Furthermore he wants to have the records from UOWTABLE deleted using the PRUNE_UE_TABLE option after they have been processed.

```
EVMON_FORMAT_UE_TO_TABLES (  
  'UOW', NULL, 'EVMON_UOW_SCHEMA_SQL10050', NULL, NULL, NULL,  
  'UPGRADE_TABLES;PRUNE_UE_TABLE', -1,  
  'SELECT * FROM UOWTABLE  
  ORDER BY event_timestamp')
```

Note: In this example, the value 'EVMON_UOW_SCHEMA_SQL10050' must be specified for the *xsrobjectname* parameter, since 'EVMON_UOW_SCHEMA_SQL10050' is the name of the XSR object that was used in the most recent release where EVMON_FORMAT_UE_TO_TABLES was run to create relational tables from a UE table.

Information returned

There is no output from the procedure except the SQLCA. The SQLCA indicates the completion status. The possible SQLCODES are:

0

All events were successfully inserted into the relational tables.

16278

One or more events were not inserted into the relational tables. The tokens within the SQLCA contain the total number of documents that were attempted and the total number of documents that succeeded decomposition.

A diagnostic file is also created; and the name and location of that diagnostic file is stored in the db2diag log files, located in the diagnostic path.

negative sqlcode

An error has occurred, and investigating the SQLCODE message can provide additional details regarding the failure. For additional diagnostic messages, see the db2diag log files located in the diagnostic path.

EVMON_FORMAT_UE_TO_XML table function - convert unformatted events to XML

The EVMON_FORMAT_UE_TO_XML table function extracts binary events from an unformatted event table and formats them into an XML document.

Syntax

```
► EVMON_FORMAT_UE_TO_XML ( ( options , FOR EACH ROW OF ( →  
    fullselect-statement ) ) ) ►
```

The schema is SYSPROC.

Table function parameters

options

An input argument of type VARCHAR(1024) that represents a list of keyword options supported by this table function.

LOG_TO_FILE

Indicates that the table function is to write the XML document to a file if the XML document is greater than 100 MB. If the XML document exceeds 100 MB, you can get the entire document by using the LOG_TO_FILE option. The file is written to the <xml_document_id>.xml file, where <xml_document_id> is the unique ID generated for each document. The output file is written to the diagnostic path directory.

LOG_PARTIAL_EVENTS

Indicates that the table function is to write all partial (incomplete) events to a file. See the [“Usage notes”](#) on page 412 section of this topic for more information about partial events.

SUPPRESS_PARTIAL_EVENTS_ERR

Suppresses the SQL443N warning message when partial or incomplete events exist in the unformatted event (UE) table. For more information about partial events, see the [“Usage notes”](#) on page 412 section.

NULL

No options selected.

fullselect-statement

The fullselect statement is a query that conforms to the rules of the SELECT statement. The query must follow the following rules:

- The query must use the "*" clause or specify all the columns of the unformatted event table. Otherwise an error is returned. The columns must be specified in the same order as returned by the DESCRIBE statement of the unformatted event table.
- The query must select only from an unformatted event table.
- The WHERE clause can use any of the non-LOB columns of the unformatted event table to filter out events.
- The SELECT statement must be specified by the keyword FOR EACH ROWS OF, enclosed in brackets.

Authorization

EXECUTE privilege on the EVMON_FORMAT_UE_TO_XML function.

SELECT privilege on the unformatted event table.

Default PUBLIC privilege

In a non-restrictive database, EXECUTE privilege is granted to PUBLIC when the function is automatically created.

Examples

Example 1: Query all events from the unformatted event table "MYLOCKS".

```
SELECT evmon.* FROM TABLE (
  EVMON_FORMAT_UE_TO_XML (
    NULL,
    FOR EACH ROW OF (
      select * from MYLOCKS
      order by EVENT_TIMESTAMP )))
AS evmon;
```

Example 2: Query all events of type "LOCKWAIT" that have occurred in the last 5 hours from the unformatted event table "LOCK".

```
SELECT evmon.* FROM TABLE (
  EVMON_FORMAT_UE_TO_XML (
    NULL,
    FOR EACH ROW OF (
      select * from LOCK order by EVENT_TIMESTAMP
      where EVENT_TYPE = 'LOCKWAIT'
      and EVENT_TIMESTAMP >= CURRENT_TIMESTAMP - 5 hours )))
AS evmon;
```

Example 3: Get all events that belong to workload "PAYROLL" that occurred in the last 32 hours from the unformatted event table "UOW". Write the result to a file if any document is greater than 100 MB.

```
SELECT evmon.* FROM TABLE (
  EVMON_FORMAT_UE_TO_XML(
    'LOG TO FILE',
    FOR EACH ROW OF (
      select * from UOW order by EVENT_TIMESTAMP
      where WORKLOAD_NAME = 'PAYROLL'
      and EVENT_TIMESTAMP = CURRENT_TIMESTAMP - 32 hours )))
AS evmon;
```

Example 4: Query all unit of work events from the "UOWEVMON" table, and use the XMLTABLE table function to present the UOW ID, UOW start and stop times, and the user ID for the person who issued the unit of work.

```
SELECT EVENT.UOW_ID, EVENT.APPLICATION_ID, EVENT.SESSION_AUTHID,
EVENT.START_TIME, EVENT.STOP_TIME
FROM TABLE(
  EVMON_FORMAT_UE_TO_XML(
    'LOG TO FILE',
    FOR EACH ROW OF(
      select * from UOWEVMON )))
AS UEXML,
XMLTABLE(
  XMLNAMESPACES( DEFAULT 'http://www.ibm.com/xmlns/prod/db2/mon' ),
  '$uowevent/db2_uow_event'
  PASSING XMLPARSE( DOCUMENT UEXML.XMLREPORT ) as "uowevent"
  COLUMNS UOW_ID INTEGER PATH 'uow_id',
  MEMBER SMALLINT PATH '@member',
  APPLICATION_ID VARCHAR(128) PATH 'application_id',
  SESSION_AUTHID VARCHAR(128) PATH 'session_authid',
  START_TIME TIMESTAMP PATH 'start_time',
  STOP_TIME TIMESTAMP PATH 'stop_time'
)
AS EVENT
```

Usage notes

Impact of the EVMON_FORMAT_UE_TO_XML table function on memory usage

Depending on the event monitor type that produced the UE table, the EVMON_FORMAT_UE_TO_XML table function might map multiple records from the unformatted event table into a single event. In such a case, the records are cached in memory until all the records that make up the event are received. A larger memory requirement might result if the records passed into the table function are not in the order they were created and inserted into the table. If the records are not sorted in this manner, the table function must cache records for multiple events. To avoid this issue, qualify the *fullselect-statement* parameter with an ORDER BY clause that contains the following columns: EVENT_ID, EVENT_TIMESTAMP, EVENT_TYPE, and MEMBER. Memory consumption is reduced because at any particular time, the table function is processing and caching records from only a single event.

Relationship of records in a UE table to the output of the EVMON_FORMAT_UE_TO_XML table function

There is not a one-to-one mapping between the records written to the UE table and the output of the EVMON_FORMAT_UE_TO_XML table function. Some events generate multiple records in the UE table; some result in just one record being added. The EVMON_FORMAT_UE_XML table function always combines all records from a UE table that describe a single event into one XML document.

Partial events

If partial or incomplete events exist in the UE table, a message (SQL443N) is returned when you run EVMON_FORMAT_UE_TO_XML, whether or not you specify the LOG_PARTIAL_EVENTS option. You can suppress the message by using the SUPPRESS_PARTIAL_EVENTS_ERR option. Incomplete events can occur when an agent finishes processing before the entire event record can be inserted in to the UE table. This situation can sometimes arise where locking is involved, particularly in partitioned database environments. For example, when the LOCKWAIT threshold is exceeded, details about the holder of the lock are written to the UE table. However, details about agents waiting for a lock on the same object are not captured until the lock times out or the waiter acquires the lock. If EVMON_FORMAT_UE_TO_XML is run before the agent waiting for the lock has written its information, then only a part of the information about the lock might exist in the UE table.

When you specify the LOG_PARTIAL_EVENTS option, incomplete events in the UE table are written to a *separate* XML document. In addition, a message is written to the db2diag log files indicating that an incomplete event took place. The message specifies the file name of the XML document that contains details about the incomplete event. The XML documents produced can be formatted using the db2evmonfmt tool.

Information returned

Column Name	Data Type	Description or corresponding monitor element
XMLID	VARCHAR(1024)	xmlid - XML ID monitor element
XMLREPORT	BLOB(100M)	An XML document containing a single complete event. Each document has a maximum size of 100 MB.

EVMON_UPGRADE_TABLES procedure - Upgrade event monitor target tables

The EVMON_UPGRADE_TABLES procedure alters event monitor target SQL or unformatted event tables to accommodate new or changed monitoring elements that have been added since the event monitor was created.

Syntax

```
►► EVMON_UPGRADE_TABLES ( — evmon_name — , — evmon_type — , — options — , —►  
  
    ► num_evmons_evaluated — , — num_evmons_to_upgrade — , —►  
  
    ► num_evmons_upgraded — ) ►
```

The schema is SYSPROC.

Procedure parameters

evmon_name

An input argument of type VARCHAR(128) that specifies the name of the event monitor for which existing table definitions are to be upgraded. The event monitor target type must be table or unformatted event table. If *evmon_name* is specified, any *evmon_type* argument is ignored.

The name may be a pattern-expression similar to that used in the LIKE predicate which means it can include underscore (_) or percent (%) characters as wild card characters. For more information about the LIKE predicate, see [LIKE predicate](#). If the pattern-expression needs to include either the underscore or the percent character, the escape option is used to specify a character to precede either the underscore or the percent character in the pattern.

If *evmon_name* is not provided or set to NULL, all event monitors with table or unformatted event table output targets will be processed, subject to criteria supplied by the other input parameters.

evmon_type

An input argument of type VARCHAR(128) that specifies the type of event monitor for which existing table definitions are to be upgraded. The type specified must be one of the values in the TYPE column of SYSCAT.EVENTS. Refer to [SYSCAT.EVENTS catalog view](#) for details. Any event monitor for this event type and having target type of table or unformatted event table will be evaluated for upgrading. If *evmon_type* is specified, *evmon_name* must be NULL. If *evmon_type* is not provided or set to NULL, all types of event monitors will be evaluated, subject to the criteria supplied by the other input parameters.

options

An input argument of type CLOB(8K) that enables you to specify one or more event monitor upgrade settings. This parameter defaults to NULL. Settings are specified as name value pairs using the format:

```
<setting name tag>value</setting name tag>
```

Each setting can be specified a maximum of one time. Setting names are case sensitive. The setting values are case insensitive unless otherwise noted. The available setting name tags are as follows.

- '<tbodyName>value</tbodyName>'

Specifies the name of a table space into which any new groups are to be created. This value is case sensitive. If this is not specified and an event monitor's current target tables are all in the same table space then any new table will be created in that same table space (so that all tables are in the same table space). Otherwise the algorithm for picking a table space as described for the "IN" clause for "CREATE EVENT MONITOR" is used (see [CREATE EVENT MONITOR statement](#)).

- '<createNewGroups>value</createNewGroups>'

Specifies whether or not new groups are to be created. The value can be either "yes" or "no". If not specified it defaults to "yes" and any new group will be created for an event monitor being upgraded.

- '<verbose>value</verbose>'

Specifies whether or not to return diagnostics from the stored procedure as a result set. The value can be either "yes" or "no". If not specified it defaults to "yes" and diagnostics are return in the

result set. If "no" is specified no result set is passed back. Note that a user temporary table space must exist in order for the stored procedure to return a result set. See [Table 1](#) for result set.

- '<force>value</force>'

Specifies whether or not to force the checking of event monitors to determine if upgrading is required. If not specified it defaults to "no". When "no" is specified the VERSIONNUMBER column of SYSCAT.EVENTMONITORS is checked; if its value equals the current version then the event monitor is considered up to date. If "yes" is specified the VERSIONNUMBER column of SYSCAT.EVENTMONITORS is ignored and the event monitor's tables are rechecked to see if upgrading is required or if new tables are to be added. Setting force to yes is useful when an event monitor which has had a new event group added to it has already been upgraded once using the createNewGroups option with a value of NO and the need is to force that event monitor to be upgraded again so that a new table is created for the new event group.

- '<escape>char</escape>'

Specifies a character to be used to modify the special meaning of the underscore (_) and percent (%) characters in the pattern-expression of the evmon_name. This allows the evmon_name to be used to match values that contain the actual percent and underscore characters. If this option is not specified no escape character is provided.

num_evmons_evaluated

This output parameter of type INTEGER returns the number of event monitors that were checked by the stored procedure to determine if their tables required upgrading.

num_evmons_to_upgrade

This output parameter of type INTEGER returns the total number of event monitors that had at least one target table that actually required upgrading. This includes event monitors having new or modified elements or new event groups.

num_evmons_upgraded

This output parameter of type INTEGER returns the total number of event monitors whose target tables that were successfully upgraded or created.

Authorization

DBADM authority is required to execute the function.

Default PUBLIC privilege

None

Usage notes

- If evmon_name and evmon_type are both NULL, then the stored procedure will scan the SYSCAT.EVENTTABLES catalog table and check each TABLE and UE Table event monitor to see if it's target tables require upgrading.
- The VERSIONNUMBER column of SYSCAT.EVENTMONITORS contains the version, release, and modification level in which the event monitor was created or last upgraded. An event monitor target table is considered to require upgrading if columns were added or modified between the VERSIONNUMBER and the current release. That is, only changes made between these releases will be taken into consideration.
 - During database upgrade if the VERSIONNUMBER column is not filled in it will be filled with the release number from which the event monitor is being upgraded.
 - If evmon_upgrade_tables processes an event monitor and that event monitor requires no changes then VERSIONNUMBER is updated to the current level. This makes it easy to see which event monitors have been processed.
- If evmon_type is specified then the stored procedure will scan the SYSCAT.EVENTTABLES catalog table and check each event monitor that records that event type to see if it's target tables require upgrading. If an event monitor can record more than one event type and one of its types is selected for upgrading

then only the tables for that type are checked and upgraded if necessary. For example, if an event monitor is created `CREATE EVENT MONITOR SAMPLE_EVMON FOR CONNECTIONS, STATEMENTS WRITE TO TABLE` and `CONNECTIONS` is specified for the `evmon_type`, then only groups `CONTROL`, `CONNHEADER` and `CONN` are checked; `STMT` and `SUBSECTION` are skipped but the event monitor version number is updated regardless. If later it was required to upgrade the statement event tables, then the `force` option would need to be used.

- Before a table is checked for an upgrade, it is first validated with the same rules used when an event monitor activates. This validation ensures that each column name matches a monitor element name, that the data type for each column is compatible with that element, and that, in a partitioned database environment, the first column of the table is `PARTITION_KEY`.
- If a new logical data group is to be added to the event monitor, `ALTER EVENT MONITOR` is called to add the logical data group. The new table's schema then defaults to the value in the `CURRENT_SCHEMA` special register.
- For any event monitor with tables that require upgrading:
 - If the event monitor is active it is deactivated (the procedure waits for queued events to drain first) and exclusive locks are acquired on its target tables. If a table cannot be locked after 3 seconds of waiting processing moves to the next event monitor.
 - While a table for an event monitor is being upgraded, new events for that event monitor are lost.
 - The tables are altered to drop columns or add or modify columns to make them up to date. If the '`<createNewGroups>yes</createNewGroups>`' option is specified any new tables are created.
 - Tables are altered using the `ALTER TABLE` statement. However the `ALTOBJ` stored procedure is used if a table contains a `BLOB` or `CLOB` column with an inline lob length and that inline length needs to decrease or if a `VARCHAR` column changes to `CLOB`. The `DB2_UTIL_MSGPATH` registry variable can be used to redirect any `ALTOBJ` messages into a directory other than `instanceName/tmp`.
 - If a table column is altered or dropped all dependent objects will be invalidated. When these dependent objects are revalidated will be affected by the `auto_reval` database configuration parameter setting. See the documentation for more details about `auto_reval`.
 - After a table is altered the `ADMIN_REVALIDATE_DB_OBJECTS` stored procedure is called to perform a table reorg (if necessary) and ensure the table is usable.
 - The exclusive table lock(s) are released.
 - If all the tables for an event monitor were successfully upgraded the `VERSIONNUMBER` column in `SYSCAT.EVENTMONITORS` is updated to the current version number and a `COMMIT` is issued. Otherwise the unit of work is rolled back.
 - If an event monitor had been deactivated by the stored procedure, it will be reactivated after the stored procedure has completed processing.
- If the `INCLUDES` clause was specified on the `CREATE EVENT MONITOR` statement when an event monitor table was created it is skipped. Check the `TABOPTIONS` column of `SYSCAT.EVENTTABLES` to determine if `INCLUDES` was specified. Note that if an event monitor was created before Version 10.1 and utilized `INCLUDES` this information is lost and the `TABOPTIONS` column will contain a blank.
- If the `EXCLUDES` clause was specified on the `CREATE EVENT MONITOR` statement when an event monitor table was created it is a candidate for upgrading. The table will be modified to accommodate changes since the event monitor was created. Check the `TABOPTIONS` column of `SYSCAT.EVENTTABLES` to determine if `EXCLUDES` was specified. Note that if an event monitor was created before Version 10.1 and utilized `EXCLUDES` this information is lost and the `TABOPTIONS` column will contain a blank.
- The procedure will not return any errors encountered while processing the individual event monitor target tables.
- If a result set is to be returned (see [“Procedure parameters” on page 413](#)), keep the following information in mind:
 - A user temporary table space must exist before you run the `EVMON_UPGRADE_TABLES` procedure.

- The table used for the result set is named SESSION.EVMON_UPGRADE_TABLES_RESULTSET.
- If SESSION.EVMON_UPGRADE_TABLES_RESULTSET already exists from a previous execution of EVMON_UPGRADE_TABLES in the same session, the new results will be appended to the existing table. If the table definition has changed in any way since the existing table was created, it is dropped, and a new version of the table is created.
- SESSION.EVMON_UPGRADE_TABLES_RESULTSET is dropped automatically when with the connection over which EVMON_UPGRADE_TABLES runs is dropped. The user temporary table space used for the table cannot be dropped until the SESSION.EVMON_UPGRADE_TABLES_RESULTSET table is dropped.
- During an online fix pack update, a Db2 pureScale instance must be in homogeneous state before calling this procedure. If the instance is in heterogeneous state, this procedure cannot update the monitor event tables.

For more details, see "Database and instance operations affected by an online fix pack update in progress" in *Installing Db2 Servers*.

Example

A user created the following event monitors in Db2 Version 10.5:

```
create event monitor lock for locking write to unformatted event table
create event monitor act for activities write to table control (in actspace),
activity (in actspace), activitystmt (in actspace), activityvals (in actspace),
activitymetrics (in actspace)
create event monitor stat for statistics write to table
create event monitor conn for connections write to table
```

After upgrading the database to the current release they upgrade all the event monitor tables using the following command:

```
call evmon_upgrade_tables(null, null, null, ?, ?, ?)
```

If instead they only wanted to upgrade act, they could use this command:

```
call evmon_upgrade_tables('ACT', null, null, ?, ?)
```

Alternatively they could choose to upgrade only the activities event monitors by using this command:

```
call evmon_upgrade_tables(null, 'ACTIVITIES', null, ?, ?, ?)
```

Information Returned

Table 89 on page 416 describes the information returned in the result set if you choose to have it created.

<i>Table 89. Information returned by EVMON_UPGRADE_TABLES to table SESSION.EVMON_UPGRADE_TABLES_RESULTSET</i>		
Column name	Data type	Description or corresponding monitor element
EVMON_NAME	VARCHAR(128)	Name of the event monitor for which this diagnostic message applies.
EVMON_TYPE	VARCHAR(128)	Event type of the event monitor for which this diagnostic message applies.
MESSAGE_TIME	TIMESTAMP	message_time - Timestamp Control Table Message monitor element
MESSAGE_TEXT	VARCHAR(1024)	Diagnostic message.

MON_CAPTURE_ACTIVITY_IN_PROGRESS procedure - Collect activity information for activities event monitor

The MON_CAPTURE_ACTIVITY_IN_PROGRESS procedure gathers information about a specified activity and writes the information to the active activities event monitor.

When you apply this procedure to an activity with child activities, the procedure recursively generates a record for each child activity. This information is collected and sent when you call the procedure; the procedure does not wait until the parent activity completes execution. The record of the activity in the event monitor is marked as a partial record.

Authorization

One of the following authorizations is required:

- EXECUTE privilege on the routine
- DATAACCESS authority
- DBADM authority
- SQLADM authority
- WLMADM authority

Default PUBLIC privilege

None

Syntax

```
► MON_CAPTURE_ACTIVITY_IN_PROGRESS ( ( — application_handle — , — uow_id — , →  
  
    ► — activity_id — ) ) ►
```

The schema is SYSPROC.

Procedure parameters

If you do not specify all of the following parameters, no activity is found, and an SQL0171N error with SQLSTATE 42815 is returned.

application_handle

An input argument of type BIGINT that specifies the handle of the application whose activity information is to be captured.

uow_id

An input argument of type INTEGER that specifies the unit of work ID of the activity whose information is to be captured.

activity_id

An input argument of type INTEGER that specifies the activity ID that uniquely identifies the activity within the unit of work whose information is to be captured.

Usage notes

- If there is no active activities event monitor, an SQL1633W error with SQLSTATE 01H53 is returned.
- Activity information is collected only on the coordinator member for the activity.

Example

Assume that a user complains that stored procedure MYSCHEMA.MYSLOWSTP seems to be running slower than usual. The administrator wants to investigate the cause of the slowdown. Investigating while the stored procedure is running is not practical, so the administrator decides to capture information about the stored procedure activity and all of the activities nested within it.

An event monitor for database activities named DB2ACTIVITIES has been activated. The administrator uses the MON_GET_ACTIVITY function to obtain the application handle, unit of work ID, and activity ID for the call of this stored procedure. Assuming that the activity is identified by an application handle of 1, a unit of work ID of 2, and an activity ID of 3, the administrator can now issue the call to MON_CAPTURE_ACTIVITY_IN_PROGRESS as follows:

```
CALL MON_CAPTURE_ACTIVITY_IN_PROGRESS(1,2,3)
```

After the procedure is completed, the administrator can use the following table function to find out where the activity spent its time. The function retrieves the information from the DB2ACTIVITIES event monitor.

```
CREATE FUNCTION SHOWCAPTUREDACTIVITY(APPHNDL BIGINT,
                                     UOWID INTEGER,
                                     ACTIVITYID INTEGER)
  RETURNS TABLE (UOW_ID INTEGER, ACTIVITY_ID INTEGER, STMT_TEXT VARCHAR(40),
                 LIFE_TIME DOUBLE)
  LANGUAGE SQL
  READS SQL DATA
  NO EXTERNAL ACTION
  DETERMINISTIC
  RETURN WITH RAH (LEVEL, APPL_ID, PARENT_UOW_ID, PARENT_ACTIVITY_ID,
                  UOW_ID, ACTIVITY_ID, STMT_TEXT, ACT_EXEC_TIME) AS
  (SELECT 1, ROOT.APPL_ID, ROOT.PARENT_UOW_ID,
          ROOT.PARENT_ACTIVITY_ID, ROOT.UOW_ID, ROOT.ACTIVITY_ID,
          ROOTSTMT.STMT_TEXT, ACT_EXEC_TIME
   FROM ACTIVITY_DB2ACTIVITIES ROOT, ACTIVITYSTMT_DB2ACTIVITIES ROOTSTMT
   WHERE ROOT.APPL_ID = ROOTSTMT.APPL_ID AND ROOT.AGENT_ID = APPHNDL
        AND ROOT.UOW_ID = ROOTSTMT.UOW_ID AND ROOT.UOW_ID = UOWID
        AND ROOT.ACTIVITY_ID = ROOTSTMT.ACTIVITY_ID AND ROOT.ACTIVITY_ID = ACTIVITYID
  UNION ALL
   SELECT PARENT.LEVEL +1, CHILD.APPL_ID, CHILD.PARENT_UOW_ID,
          CHILD.PARENT_ACTIVITY_ID, CHILD.UOW_ID,
          CHILD.ACTIVITY_ID, CHILDSTMT.STMT_TEXT, CHILD.ACT_EXEC_TIME
   FROM RAH PARENT, ACTIVITY_DB2ACTIVITIES CHILD,
        ACTIVITYSTMT_DB2ACTIVITIES CHILDSTMT
   WHERE PARENT.APPL_ID = CHILD.APPL_ID AND
        CHILD.APPL_ID = CHILDSTMT.APPL_ID AND
        PARENT.UOW_ID = CHILD.PARENT_UOW_ID AND
        CHILD.UOW_ID = CHILDSTMT.UOW_ID AND
        PARENT.ACTIVITY_ID = CHILD.PARENT_ACTIVITY_ID AND
        CHILD.ACTIVITY_ID = CHILDSTMT.ACTIVITY_ID AND
        PARENT.LEVEL < 64
  )
  SELECT UOW_ID, ACTIVITY_ID, SUBSTR(STMT_TEXT,1,40),
         ACT_EXEC_TIME AS
         LIFE_TIME
  FROM RAH
```

The following sample query uses the table function:

```
SELECT * FROM TABLE(SHOWCAPTUREDACTIVITY(1, 2, 3))
  AS ACTS ORDER BY UOW_ID, ACTIVITY_ID
```

MON_COLLECT_STATS procedure - Collect and reset statistics for workload management objects and operating system resources

The MON_COLLECT_STATS procedure gathers or resets statistics for service classes, workloads, work classes, threshold queues, and operating system resources.

If there is an active statistics event monitor, the MON_COLLECT_STATS procedure writes the statistics it collects to the statistics event monitor.

Authorization

One of the following authorizations is required:

- EXECUTE privilege on the routine
- DATAACCESS authority
- DBADM authority
- SQLADM authority

- WLMADM authority

Default PUBLIC privilege

None

Syntax

```
➔ MON_COLLECT_STATS ( wait , statistics_timestamp ) ➔
```

The schema is SYSPROC.

Routine parameters

wait

An optional input argument of type CHAR that specifies whether this procedure returns immediately after initiating a statistics collection and reset. If 'Y' is specified, then the procedure will not return until all statistics have been written and flushed to the statistics event monitor tables. Otherwise, the procedure will return immediately after initiating a statistics collection and reset.

statistics_timestamp

An optional output argument of type TIMESTAMP that returns the timestamp value for the beginning of the statistics collection.

Usage notes

The MON_COLLECT_STATS procedure performs the same collection operation (send statistics to the active statistics event monitor) and reset operation that occur automatically on the interval defined by the **wlm_collect_int** database configuration parameter.

If you call the procedure while another collection and reset request is in progress (for example, while another invocation of the procedure is running or automatic collection is occurring), SQL1632W with SQLSTATE 01H53 is returned, and your new request is ignored.

In asynchronous mode, the MON_COLLECT_STATS procedure only starts the collection and reset process. The procedure might return to the caller before all statistics have been written to the active statistics event monitor. Depending on how quickly the statistics collection and reset occur, the call to the MON_COLLECT_STATS procedure (which is itself an activity) is counted in the statistics for either the prior collection interval or the new collection interval that has just started.

In synchronous mode, the MON_COLLECT_STATS procedure does not return until the statistics collection is complete and all statistics are written to the tables of any active statistics event monitors. The timestamp at which the statistics collection began is returned via the *statistics_timestamp* output parameter.

Examples

1. Call MON_COLLECT_STATS to initiate statistics collection and reset.

```
CALL MON_COLLECT_STATS()
```

The following is an example of output from this query:

```
Return Status = 0
```

2. Call MON_COLLECT_STATS to collect and reset statistics, and return only when data has been written to statistics event monitor tables.

```
CALL MON_COLLECT_STATS('Y', ::collect_timestamp)
```

The following is an example of output from this query:

```
Return Status = 0
```

3. Call MON_COLLECT_STATS to collect and reset statistics while another call is in progress.

```
CALL MON_COLLECT_STATS()
```

The following is an example of output from this query:

```
SQL1632W The collect and reset statistics request was ignored because  
another collect and reset statistics request is already in progress.
```

MON_FORMAT_LOCK_NAME - Format the internal lock name and return details

The MON_FORMAT_LOCK_NAME table function formats the internal lock name and returns details regarding the lock in a row-based format.

Each returned row consists of a *key-value* pair relevant for that particular lock.

To get information about locks, use the MON_FORMAT_LOCK_NAME, MON_GET_LOCKS, and, MON_GET_APPL_LOCKWAIT table functions instead of the SNAPLOCKWAIT administrative view and SNAP_GET_LOCKWAIT table function, and the SNAPLOCK administrative view and SNAP_GET_LOCK table function, which are deprecated in Fixpack 1 of Version 9.7.

Authorization

One of the following authorities is required to execute the routine:

- EXECUTE privilege on the routine
- DATAACCESS authority
- DBADM authority
- SQLADM authority

Default PUBLIC privilege

None

Syntax

```
➤ MON_FORMAT_LOCK_NAME (— lockname —) ➤
```

The schema is SYSPROC.

Table function parameters

lockname

An input argument of type VARCHAR(32) that specifies the internal binary name of the lock that is to be formatted. A NULL value results in error SQL0171N being returned.

Information returned


Table 90. Information returned by the MON_FORMAT_LOCK_NAME table function		
Column name	Data type	Description
NAME	VARCHAR(256)	Element of the lock name. See following table for more details.
VALUE	VARCHAR(1024)	Value of the element.

Not all elements that make up the specified lock name are returned; only those *key-value* pairs that are relevant are returned.

The elements that can be returned are as follows:

<i>Table 91. Monitor elements that can be returned</i>		
Element name	Description	Possible values or monitor element
LOCK_OBJECT_TYPE	lock_object_type - Lock object type waited on monitor element	lock_object_type - Lock object type For possible values, see "lock_object_type - Lock object type waited on monitor element".
DATA_PARTITION_ID	data_partition_id - Data partition identifier monitor element	data_partition_id - Data partition identifier
TBSP_NAME	The name of a table space	tablespace_name - Table space name
TABSCHEMA	table_schema - Table schema name monitor element	table_schema - Table schema name
TABNAME	table_name - Table name monitor element	table_name - Table name
ROWID	Row ID of the table	-
PAGEID	The page ID	-
WORKLOAD_NAME	workload_name - Workload name monitor element	workload_name - Workload name
STORAGE_GRP_ID	The storage group ID	-
BUFFERPOOL_NAME	Name of the buffer pool	-
FED_SERVER_NAME	Name of the federation server	-
FED_USER_NAME	Name of the federation user mapping	-

Table 91. Monitor elements that can be returned (continued)

Element name	Description	Possible values or monitor element
SEQ_OPERATION	Operation requesting a sequence lock	Possible values are: <ul style="list-style-type: none"> • AUDIT_DDL • AUTONOMIC_POLICIES • CATALOG_ARRAY • CATALOG_COL_DICT_STATE • DESCRIBE • INIT_AUDIT • INIT_EVMON • INIT_PACKAGE • INIT_ROLE_ID • INIT_ROUTINE_ID • INIT_TRUSTED_CTX • PACKAGE_CREATION • QUIESCE_SCHEMA  Attention: This value is available to users of Db2 v11.5.5 and later versions. <ul style="list-style-type: none"> • STATIC_STMT • TEMP_TBSPACE • TRUSTED_CTX • USER_TEMP_TBSPACE • VERSION_TIMES • WLM
CONTAINER_ID	container_id - Container identification monitor element	-
STMT_UID	The statement ID	-
PACKAGE_TOKEN	The package token	-
INTERNAL	Reserved for internal use	-

Examples

The internal lock name is returned in a variety of situations, such as being written to the **db2diag** log files, or as the value of the **lock_name** monitor element. The following example shows how to use the MON_FORMAT_LOCK_NAME table function to find out further information about the lock, in this case with a lock name of 0000000E000000000000B00C152.

```
SELECT SUBSTR(NAME,1,20) AS NAME,
       SUBSTR(VALUE,1,50) AS VALUE
FROM
  TABLE( MON_FORMAT_LOCK_NAME('0000000E000000000000B00C152')) as LOCK
```

The following output is returned:

NAME	VALUE
LOCK_OBJECT_TYPE	ROW
ROWID	0
DATA_PARTITION_ID	49408
PAGEID	184549376
TBSP_NAME	SYSCATSPACE

5 record(s) selected.

MON_FORMAT_XML_COMPONENT _TIMES_BY_ROW - Get formatted row-based component times

The MON_FORMAT_XML_COMPONENT_TIMES_BY_ROW table function returns formatted row-based output for the component times contained in an XML metrics document.

Syntax

►► MON_FORMAT_XML_COMPONENT_TIMES_BY_ROW (— *xml doc* —) ►◄

The schema is SYSPROC.

Authorization

One of the following authorities is required to execute the routine:

- EXECUTE privilege on the routine
- DATAACCESS authority
- DBADM authority
- SQLADM authority

Default PUBLIC privilege

None

Routine parameters

xml doc

An input argument of type BLOB(8M) that contains an XML document with either a system_metrics or activity_metrics element. XML documents with these elements can be obtained from the following sources:

- Returned by one of the MON_GET_*_DETAILS table functions.
- From the metrics column output by statistics and activity event monitors.
- From the formatted output of the unit of work, or package cache event monitors.

Information returned

<i>Table 92. Information returned for MON_FORMAT_XML_COMPONENT_TIMES_BY_ROW</i>		
Column Name	Data Type	Description
METRIC_NAME	VARCHAR(128)	The unique identifier for the total time metric value.
PROC_METRIC_NAME	VARCHAR(128)	The unique identifier for the processing time metric.
TOTAL_TIME_VALUE	BIGINT	The total time value in milliseconds corresponding to metric_name.
PROC_TIME_VALUE	BIGINT	The processing time value in milliseconds corresponding to proc_metric_name
COUNT	BIGINT	Number of occurrences of this type of interval.

Table 92. Information returned for MON_FORMAT_XML_COMPONENT_TIMES_BY_ROW (continued)

Column Name	Data Type	Description
PARENT_METRIC_NAME	VARCHAR(128)	The identifier of the parent total time metric whose value contains the total_time_value as a subset
PARENT_PROC_METRIC_NAME	VARCHAR(128)	The identifier of the parent processing time metric whose value contains the proc_time_value as a subset

XML documents that contain an element of type *system_metrics* are generated from the following interfaces:

- MON_GET_CONNECTION_DETAILS
- MON_GET_SERVICE_SUBCLASS_DETAILS
- MON_GET_UNIT_OF_WORK_DETAILS
- MON_GET_WORKLOAD_DETAILS
- DETAILS_XML column from a STATISTICS event monitor
- METRICS column produced by EVMON_FORMAT_UE_TO_TABLES for the UNIT OF WORK event monitor
- XMLREPORT column of EVMON_FORMAT_UE_TO_XML for the UNIT OF WORK event monitor

See Table 93 on page 424 for the types of metrics and their parent metrics that are returned from the XML document in this case:

Table 93. Metric names returned by MON_FORMAT_XML_COMPONENT_TIMES_BY_ROW for XML documents containing a system_metrics element type

Metric Name	Proc Metric Name	Parent Metric Name	Parent Proc Metric Name	Description of metric or Monitor element
TOTAL_BACKUP_TIME	TOTAL_BACKUP_PROC_TIME	TOTAL_RQST_TIME	TOTAL_RQST_TIME	total_backup_time - Total elapsed time for doing online backups monitor element
TOTAL_COL_SYNOPSIS_TIME	TOTAL_COL_SYNOPSIS_PROC_TIME	TOTAL_COL_TIME	TOTAL_COL_PROC_TIME	total_col_synopsis_time - Total column-organized synopsis table time monitor element
TOTAL_COL_TIME	TOTAL_COL_PROC_TIME	TOTAL_SECTION_TIME	TOTAL_SECTION_PROC_TIME	total_col_time - Total column-oriented time
TOTAL_COMMIT_TIME	TOTAL_COMMIT_PROC_TIME	TOTAL_RQST_TIME	TOTAL_RQST_TIME	total_commit_time - Total commit time
TOTAL_COMPILE_TIME	TOTAL_COMPILE_PROC_TIME	TOTAL_RQST_TIME	TOTAL_RQST_TIME	total_compile_time - Total compile time
TOTAL_CONNECT_AUTHENTICATION_TIME	TOTAL_CONNECT_AUTHENTICATION_PROC_TIME	TOTAL_CONNECT_REQUEST_TIME	TOTAL_CONNECT_REQUEST_PROC_TIME	total_connect_authentication_time - Total connection or switch user authentication request time
TOTAL_CONNECT_REQUEST_TIME	TOTAL_CONNECT_REQUEST_PROC_TIME	TOTAL_RQST_TIME	TOTAL_RQST_TIME	total_connect_request_time - Total connection or switch user request time
TOTAL_IMPLICIT_COMPILE_TIME	TOTAL_IMPLICIT_COMPILE_PROC_TIME	TOTAL_RQST_TIME	TOTAL_RQST_TIME	total_implicit_compile_time - Total implicit compile time
TOTAL_INDEX_BUILD_TIME	TOTAL_INDEX_BUILD_PROC_TIME	TOTAL_SECTION_TIME	TOTAL_SECTION_PROC_TIME	total_index_build_time - Total time spent building indexes due to index creation or recreate/rebuild monitor element

Table 93. Metric names returned by MON_FORMAT_XML_COMPONENT_TIMES_BY_ROW for XML documents containing a system_metrics element type (continued)

Metric Name	Proc Metric Name	Parent Metric Name	Parent Proc Metric Name	Description of metric or Monitor element
TOTAL_LOAD_TIME	TOTAL_LOAD_PROC_TIME	TOTAL_RQST_TIME	TOTAL_RQST_TIME	total_load_time - Total load time
TOTAL_REORG_TIME	TOTAL_REORG_PROC_TIME	TOTAL_RQST_TIME	TOTAL_RQST_TIME	total_reorg_time - Total reorganization time
TOTAL_ROLLBACK_TIME	TOTAL_ROLLBACK_PROC_TIME	TOTAL_RQST_TIME	TOTAL_RQST_TIME	total_rollback_time - Total rollback time
TOTAL_ROUTINE_USER_CODE_TIME	TOTAL_ROUTINE_USER_CODE_PROC_TIME	TOTAL_RQST_TIME	TOTAL_RQST_TIME	total_routine_user_code_time - Total routine user code time
TOTAL_RQST_TIME	NULL	NULL	NULL	total_rqst_time - Total request time
TOTAL_RUNSTATS_TIME	TOTAL_RUNSTATS_PROC_TIME	TOTAL_RQST_TIME	TOTAL_RQST_TIME	total_runstats_time - Total runtime statistics
TOTAL_SECTION_SORT_TIME	TOTAL_SECTION_SORT_PROC_TIME	TOTAL_SECTION_TIME	TOTAL_SECTION_PROC_TIME	total_section_sort_time - Total section sort time
TOTAL_SECTION_TIME	TOTAL_SECTION_PROC_TIME	TOTAL_RQST_TIME	TOTAL_RQST_TIME	total_section_time - Total section time
TOTAL_STATS_FABRICATION_TIME	TOTAL_STATS_FABRICATION_PROC_TIME	TOTAL_COMPILE_TIME	TOTAL_COMPILE_PROC_TIME	total_stats_fabrication_time - Total statistics fabrication time
TOTAL_SYNC_RUNSTATS_TIME	TOTAL_SYNC_RUNSTATS_PROC_TIME	TOTAL_COMPILE_TIME	TOTAL_COMPILE_PROC_TIME	total_sync_runstats_time - Total synchronous runstats time

XML documents that contain an element of type *activity_metrics* are generated from the following interfaces:

- MON_GET_ACTIVITY_DETAILS
- MON_GET_PKG_CACHE_STMT_DETAILS
- DETAILS_XML column from an ACTIVITY event monitor
- METRICS column produced by EVMON_FORMAT_UE_TO_TABLES for the PACKAGE CACHE event monitor
- XMLREPORT column of EVMON_FORMAT_UE_TO_XML for the PACKAGE CACHE event monitor

See Table 94 on page 425 for the types of metrics and their parent metrics that are returned from the XML document in this case:

Table 94. Metric names returned by MON_FORMAT_XML_COMPONENT_TIMES_BY_ROW for XML documents containing an activity_metrics element type

Metric Name	Proc Metric Name	Parent Metric Name	Parent Proc Metric Name	Description or Monitor element
STMT_EXEC_TIME	NULL	NULL	NULL	stmt_exec_time - Statement execution time
TOTAL_COL_TIME	TOTAL_COL_PROC_TIME	TOTAL_SECTION_TIME	TOTAL_SECTION_PROC_TIME	total_col_time - Total column-oriented time

Table 94. Metric names returned by MON_FORMAT_XML_COMPONENT_TIMES_BY_ROW for XML documents containing an activity_metrics element type (continued)

Metric Name	Proc Metric Name	Parent Metric Name	Parent Proc Metric Name	Description or Monitor element
TOTAL_INDEX_BUILD_TIME	TOTAL_INDEX_BUILD_PROC_TIME	TOTAL_SECTION_TIME	TOTAL_SECTION_PROC_TIME	total_index_build_time - Total time spent building indexes due to index creation or recreate/rebuild monitor element
TOTAL_ROUTINE_NON_SECT_TIME	TOTAL_ROUTINE_NON_SECT_PROC_TIME	TOTAL_ROUTINE_TIME	STMT_EXEC_TIME	total_routine_non_sect_time - Non-section routine execution time
TOTAL_ROUTINE_TIME	NULL	STMT_EXEC_TIME	NULL	total_routine_time - Total routine time
TOTAL_ROUTINE_USER_CODE_TIME	TOTAL_ROUTINE_USER_CODE_PROC_TIME	TOTAL_ROUTINE_NON_SECT_TIME	TOTAL_ROUTINE_NON_SECT_PROC_TIME	total_routine_user_code_time - Total routine user code time
TOTAL_SECTION_SORT_TIME	TOTAL_SECTION_SORT_PROC_TIME	TOTAL_SECTION_TIME	TOTAL_SECTION_PROC_TIME	total_section_sort_time - Total section sort time
TOTAL_SECTION_TIME	TOTAL_SECTION_PROC_TIME	STMT_EXEC_TIME	STMT_EXEC_TIME	total_section_time - Total section time

Example

The following example returns the breakdown of component times within the database manager for service subclasses, which shows both the total time spent in any given component, as well as the amount of time that was actually spent processing, rather than waiting, in a component.

```

SELECT SUBSTR(T.SERVICE_SUPERCLASS_NAME,1,19) AS SUPERCLASS,
       SUBSTR(T.SERVICE_SUBCLASS_NAME,1,19) AS SUBCLASS,
       T.MEMBER,
       SUBSTR(COMP.METRIC_NAME,1,15) AS METRIC_NAME
       SUBSTR(COMP.PARENT_METRIC_NAME,1,15) AS PARENT_NAME
       COMP.TOTAL_TIME_VALUE AS TOTAL_TIME,
       COMP.PROC_TIME_VALUE AS TOTAL_PROC_TIME,
       COMP.COUNT
FROM TABLE (MON_GET_SERVICE_SUBCLASS_DETAILS(NULL,
NULL,-2)) AS T,
       TABLE (MON_FORMAT_XML_COMPONENT_TIMES_BY_ROW(
T.DETAILS
)) AS COMP
WHERE COMP.PARENT_METRIC_NAME IS NOT NULL;

```

The following is an example of output from this query.

```

SUPERCLASS      SUBCLASS      MEMBER METRIC_NAME      PARENT_NAME      ...
-----
MYSC            MYSSC            0 TOTAL_COMPILE_T  TOTAL_RQST_TIME...
MYSC            MYSSC            0 TOTAL_IMPLICIT_  TOTAL_RQST_TIME...
MYSC            MYSSC            0 TOTAL_SECTION_T  TOTAL_RQST_TIME...
MYSC            MYSSC            0 TOTAL_COMMIT_TI  TOTAL_RQST_TIME...
MYSC            MYSSC            0 TOTAL_ROLLBACK_  TOTAL_RQST_TIME...
MYSC            MYSSC            0 TOTAL_RUNSTATS_  TOTAL_RQST_TIME...
MYSC            MYSSC            0 TOTAL_REORG_TIM  TOTAL_RQST_TIME...
MYSC            MYSSC            0 TOTAL_LOAD_TIME  TOTAL_RQST_TIME...
MYSC            MYSSC            0 TOTAL_SECTION_S  TOTAL_SECTION_T...

9 record(s) selected.

```

The following is a continuation of sample output from this query.

```

... TOTAL_TIME      TOTAL_PROC_TIME      COUNT
-----
...                100                  100                1
...                0                   0                  0

```



```

...          1253          953          0
...          213          153          0
...          0            0            0
...          0            0            0
...          0            0            0
...          0            0            0
...          0            0            0
...          0            0            0
...          0            0            0

9 record(s) selected.

```

MON_FORMAT_XML_METRICS_BY_ROW - Get formatted row-based output for all metrics

The MON_FORMAT_XML_METRICS_BY_ROW table function returns formatted row-based output for all metrics contained in an XML metrics document.

Authorization

One of the following authorities is required to execute the routine:

- EXECUTE privilege on the routine
- DATAACCESS authority
- DBADM authority
- SQLADM authority

Default PUBLIC privilege

None

Syntax

►► MON_FORMAT_XML_METRICS_BY_ROW (— *xml doc* —) ►►

The schema is SYSPROC.

Routine parameters

xml doc

An input argument of type BLOB(8M) that contains an XML document with either a *system_metrics* or *activity_metrics* element. XML documents with these elements can be obtained from the following sources:

- Returned by one of the MON_GET_*_DETAILS table functions.
- From the metrics column output by statistics and activity event monitors.
- From the formatted output of the unit of work, or package cache event monitors.

Information returned

<i>Table 95. Information returned for MON_FORMAT_XML_METRICS_BY_ROW</i>		
Column Name	Data Type	Description
METRIC_NAME	VARCHAR(128)	The unique identifier for the total time metric value.
VALUE	BIGINT	The current value of the metric.

XML documents that contain an element of type *system_metrics* are generated from the following interfaces:

- MON_GET_CONNECTION_DETAILS
- MON_GET_SERVICE_SUBCLASS_DETAILS
- MON_GET_UNIT_OF_WORK_DETAILS
- MON_GET_WORKLOAD_DETAILS

- DETAILS_XML column from a STATISTICS event monitor
- METRICS column produced by EVMON_FORMAT_UE_TO_TABLES for the UNIT OF WORK event monitor
- XMLREPORT column of EVMON_FORMAT_UE_TO_XML for the UNIT OF WORK event monitor

See Table 96 on page 428 for the types of metrics that are returned from the XML document in this case:

Table 96. Metric names returned by MON_FORMAT_XML_METRICS_BY_ROW for XML documents containing a system_metrics element type

Metric Name	Description of metric or Monitor element
ACT_ABORTED_TOTAL	act_aborted_total - Total aborted activities
ACT_COMPLETED_TOTAL	act_completed_total - Total completed activities
ACT_REJECTED_TOTAL	act_rejected_total - Total rejected activities
ACT_RQSTS_TOTAL	act_rqsts_total - Total activity requests
AGENT_WAIT_TIME	agent_wait_time - Agent wait time
AGENT_WAITS_TOTAL	agent_waits_total - Total agent waits
APP_ACT_ABORTED_TOTAL	app_act_aborted_total - Total failed external coordinator activities
APP_ACT_COMPLETED_TOTAL	app_act_completed_total - Total successful external coordinator activities
APP_ACT_REJECTED_TOTAL	app_act_rejected_total - Total rejected external coordinator activities
APP_RQSTS_COMPLETED_TOTAL	app_rqsts_completed_total - Total application requests completed
AUDIT_EVENTS_TOTAL	audit_events_total - Total audit events
AUDIT_FILE_WRITE_WAIT_TIME	audit_file_write_wait_time - Audit file write wait time
AUDIT_FILE_WRITES_TOTAL	audit_file_writes_total - Total audit files written
AUDIT_SUBSYSTEM_WAIT_TIME	audit_subsystem_wait_time - Audit subsystem wait time
AUDIT_SUBSYSTEM_WAITS_TOTAL	audit_subsystem_waits_total - Total audit subsystem waits
CAT_CACHE_INSERTS	cat_cache_inserts - Catalog cache inserts
CAT_CACHE_LOOKUPS	cat_cache_lookups - Catalog cache lookups
CF_WAIT_TIME	cf_wait_time - cluster caching facility wait time
CF_WAITS	cf_waits - Number of cluster caching facility waits
CLIENT_IDLE_WAIT_TIME	client_idle_wait_time - Client idle wait time
COL_VECTOR_CONSUMER_OVERFLOW	col_vector_consumer_overflows - Columnar vector consumer overflows monitor element.
COMM_EXIT_WAIT_TIME	comm_exit_wait_time - Communication buffer exit wait time monitor element
COMM_EXIT_WAITS	comm_exit_waits - Communication buffer exit number of waits monitor element
DEADLOCKS	deadlocks - Deadlocks detected
DIAGLOG_WRITE_WAIT_TIME	diaglog_write_wait_time - Diagnostic log file write wait time
DIAGLOG_WRITES_TOTAL	diaglog_writes_total - Total diagnostic log file writes

Table 96. Metric names returned by MON_FORMAT_XML_METRICS_BY_ROW for XML documents containing a system_metrics element type (continued)

Metric Name	Description of metric or Monitor element
DIRECT_READ_REQS	direct_read_reqs - Direct read requests
DIRECT_READ_TIME	direct_read_time - Direct read time
DIRECT_READS	direct_reads - Direct reads from database
DIRECT_WRITE_REQS	direct_write_reqs - Direct write requests
DIRECT_WRITE_TIME	direct_write_time - Direct write time
DIRECT_WRITES	direct_writes - Direct writes to database
DISABLED_PEDS	disabled_peds - Disabled partial early distincts
EVMON_WAIT_TIME	evmon_wait_time - Event monitor wait time
EVMON_WAITS_TOTAL	evmon_waits_total - Event monitor total waits
FCM_MESSAGE_RECV_VOLUME	fcm_message_recv_volume - FCM message received volume
FCM_MESSAGE_RECV_WAIT_TIME	fcm_message_recv_wait_time - FCM message received wait time
FCM_MESSAGE_RECVS_TOTAL	fcm_message_recvs_total - Total FCM message receives
FCM_MESSAGE_SEND_VOLUME	fcm_message_send_volume - FCM message send volume
FCM_MESSAGE_SEND_WAIT_TIME	fcm_message_send_wait_time - FCM message send wait time
FCM_MESSAGE_SENDS_TOTAL	fcm_message_sends_total - Total FCM message sends
FCM_RECV_VOLUME	fcm_recv_volume - FCM received volume
FCM_RECV_WAIT_TIME	fcm_recv_wait_time - FCM received wait time
FCM_RECVS_TOTAL	fcm_recvs_total - FCM receives total
FCM_SEND_VOLUME	fcm_send_volume - FCM send volume
FCM_SEND_WAIT_TIME	fcm_send_wait_time - FCM send wait time
FCM_SENDS_TOTAL	fcm_sends_total - FCM sends total
FCM_TQ_RECV_VOLUME	fcm_tq_recv_volume - FCM table queue received volume
FCM_TQ_RECV_WAIT_TIME	fcm_tq_recv_wait_time - FCM table queue received wait time
FCM_TQ_RECVS_TOTAL	fcm_tq_recvs_total - FCM table queue receives total
FCM_TQ_SEND_VOLUME	fcm_tq_send_volume - FCM table queue send volume
FCM_TQ_SEND_WAIT_TIME	fcm_tq_send_wait_time - FCM table queue send wait time
FCM_TQ_SENDS_TOTAL	fcm_tq_sends_total - FCM table queue send total
HASH_GRPBY_OVERFLOWS	hash_grpby_overflows - Hash group by overflows
IDA_RECV_VOLUME	The total volume of data the database server received from an in-database analytics process. The value is reported in bytes.
IDA_RECV_WAIT_TIME	The total amount of time spent waiting to receive data from an in-database analytics process.
IDA_RECVS_TOTAL	The total number of times data was received from an in-database analytics process.

Table 96. Metric names returned by MON_FORMAT_XML_METRICS_BY_ROW for XML documents containing a system_metrics element type (continued)

Metric Name	Description of metric or Monitor element
IDA_SEND_VOLUME	The total volume of data sent from the database server to an in-database analytics process. The value is reported in bytes.
IDA_SEND_WAIT_TIME	The total amount of time spent waiting to send data to an in-database analytics process.
IDA_SENDS_TOTAL	The total number of times data was sent to an in-database analytics process.
INT_COMMITS	int_commits - Internal commits
INT_ROLLBACKS	int_rollback - Internal rollbacks
IPC_RECV_VOLUME	ipc_recv_volume - Interprocess communication received volume
IPC_RECV_WAIT_TIME	ipc_recv_wait_time - Interprocess communication received wait time
IPC_RECVS_TOTAL	ipc_recvs_total - Interprocess communication receives total
IPC_SEND_VOLUME	ipc_send_volume - Interprocess communication send volume
IPC_SEND_WAIT_TIME	ipc_send_wait_time - Interprocess communication send wait time
IPC_SENDS_TOTAL	ipc_sends_total - Interprocess communication send total
LOCK_ESCALS_GLOBAL	lock_escals_global - Number of global lock escalations
LOCK_ESCALS_LOCKLIST	lock_escals_locklist - Number of locklist lock escalations
LOCK_ESCALS_MAXLOCKS	lock_escals_maxlocks - Number of maxlocks lock escalations
LOCK_ESCALS	lock_escals - Number of lock escalations
LOCK_TIMEOUTS_GLOBAL	lock_timeouts_global - Lock timeouts global
LOCK_TIMEOUTS	lock_timeouts - Number of lock timeouts
LOCK_WAIT_TIME_GLOBAL	lock_wait_time_global - Lock wait time global
LOCK_WAIT_TIME	lock_wait_time - Time waited on locks
LOCK_WAITS_GLOBAL	lock_waits_global - Lock waits global
LOCK_WAITS	lock_waits - Lock waits
LOG_BUFFER_WAIT_TIME	log_buffer_wait_time - Log buffer wait time
LOG_DISK_WAIT_TIME	log_disk_wait_time - Log disk wait time
LOG_DISK_WAITS_TOTAL	log_disk_waits_total - Total log disk waits
NUM_LOG_BUFFER_FULL	num_log_buffer_full - Number of times full log buffer caused agents to wait
NUM_LW_THRESH_EXCEEDED	num_lw_thresh_exceeded - Number of lock wait thresholds exceeded
PKG_CACHE_INSERTS	pkg_cache_inserts - Package cache inserts
PKG_CACHE_LOOKUPS	pkg_cache_lookups - Package cache lookups

Table 96. Metric names returned by MON_FORMAT_XML_METRICS_BY_ROW for XML documents containing a system_metrics element type (continued)

Metric Name	Description of metric or Monitor element
POOL_COL_GBP_INDEP_PAGES_FOUND_IN_LBP	pool_col_gbp_indep_pages_found_in_lbp - Buffer pool column-organized GBP independent pages found in local buffer pool
POOL_COL_GBP_INVALID_PAGES	pool_col_gbp_invalid_pages - Buffer pool column-organized GBP invalid data pages
POOL_COL_GBP_L_READS	pool_col_gbp_l_reads - Buffer pool column-organized GBP logical reads
POOL_COL_GBP_P_READS	pool_col_gbp_p_reads - Buffer pool column-organized GBP physical reads
POOL_COL_L_READS	pool_col_l_reads - Buffer pool column-organized logical reads
POOL_COL_LBP_PAGES_FOUND	pool_col_lbp_pages_found - Buffer pool column-organized LBP pages found
POOL_COL_P_READS	pool_col_p_reads - Buffer pool column-organized physical reads
POOL_COL_WRITES	pool_col_writes - Buffer pool column-organized writes
POOL_DATA_GBP_INDEP_PAGES_FOUND_IN_LBP	pool_data_gbp_indep_pages_found_in_lbp - Group buffer pool independent data pages found in local buffer pool
POOL_DATA_GBP_INVALID_PAGES	pool_data_gbp_invalid_pages - Group buffer pool invalid data pages
POOL_DATA_GBP_L_READS	pool_data_gbp_l_reads - Group buffer pool data logical reads
POOL_DATA_GBP_P_READS	pool_data_gbp_p_reads - Group buffer pool data physical reads
POOL_DATA_L_READS	pool_data_l_reads - Buffer pool data logical reads
POOL_DATA_LBP_PAGES_FOUND	pool_data_lbp_pages_found - Local buffer pool found data pages
POOL_DATA_P_READS	pool_data_p_reads - Buffer pool data physical reads
POOL_DATA_WRITES	pool_data_writes - Buffer pool data writes
POOL_FAILED_ASYNC_COL_REQS	pool_failed_async_col_reqs - Failed column-organized prefetch requests
POOL_FAILED_ASYNC_DATA_REQS	pool_failed_async_data_reqs - Failed data prefetch requests
POOL_FAILED_ASYNC_INDEX_REQS	pool_failed_async_index_reqs - Failed index prefetch requests
POOL_FAILED_ASYNC_OTHER_REQS	pool_failed_async_other_reqs - Failed non-prefetch requests
POOL_FAILED_ASYNC_TEMP_COL_REQS	pool_failed_async_temp_col_reqs - Failed column-organized temporary prefetch requests
POOL_FAILED_ASYNC_TEMP_DATA_REQS	pool_failed_async_temp_data_reqs - Failed data prefetch requests for temporary table spaces
POOL_FAILED_ASYNC_TEMP_INDEX_REQS	pool_failed_async_temp_index_reqs - Failed index prefetch requests for temporary table spaces
POOL_FAILED_ASYNC_TEMP_XDA_REQS	pool_failed_async_temp_xda_reqs - Failed XDA prefetch requests for temporary table spaces
POOL_FAILED_ASYNC_XDA_REQS	pool_failed_async_xda_reqs - Failed XDA prefetch requests

Table 96. Metric names returned by MON_FORMAT_XML_METRICS_BY_ROW for XML documents containing a system_metrics element type (continued)

Metric Name	Description of metric or Monitor element
POOL_INDEX_GBP_INDEP_PAGES_FOUND_IN_LBP	pool_index_gbp_indep_pages_found_in_lbp - Group buffer pool independent index pages found in local buffer pool
POOL_INDEX_GBP_INVALID_PAGES	pool_index_gbp_invalid_pages - Group buffer pool invalid index pages
POOL_INDEX_GBP_L_READS	pool_index_gbp_l_reads - Group buffer pool index logical reads
POOL_INDEX_GBP_P_READS	pool_index_gbp_p_reads - Group buffer pool index physical reads
POOL_INDEX_L_READS	pool_index_l_reads - Buffer pool index logical reads
POOL_INDEX_LBP_PAGES_FOUND	pool_index_lbp_pages_found - Local buffer pool index pages found
POOL_INDEX_P_READS	pool_index_p_reads - Buffer pool index physical reads
POOL_INDEX_WRITES	pool_index_writes - Buffer pool index writes
POOL_QUEUED_ASYNC_COL_PAGES	pool_queued_async_col_pages - Column-organized page prefetch requests
POOL_QUEUED_ASYNC_COL_REQS	pool_queued_async_col_reqs - Column-organized prefetch requests
POOL_QUEUED_ASYNC_DATA_PAGES	pool_queued_async_data_pages - Data pages prefetch requests
POOL_QUEUED_ASYNC_DATA_REQS	pool_queued_async_data_reqs - Data prefetch requests
POOL_QUEUED_ASYNC_INDEX_PAGES	pool_queued_async_index_pages - Index pages prefetch requests
POOL_QUEUED_ASYNC_INDEX_REQS	pool_queued_async_index_reqs - Index prefetch requests
POOL_QUEUED_ASYNC_OTHER_REQS	pool_queued_async_other_reqs - Non-prefetch requests
POOL_QUEUED_ASYNC_TEMP_COL_PAGES	pool_queued_async_temp_col_pages - Column-organized page temporary prefetch requests
POOL_QUEUED_ASYNC_TEMP_COL_REQS	pool_queued_async_temp_col_reqs - Column-organized temporary prefetch requests
POOL_QUEUED_ASYNC_TEMP_DATA_PAGES	pool_queued_async_temp_data_pages - Data pages prefetch requests for temporary table spaces
POOL_QUEUED_ASYNC_TEMP_DATA_REQS	pool_queued_async_temp_data_reqs - Data prefetch requests for temporary table spaces
POOL_QUEUED_ASYNC_TEMP_INDEX_PAGES	pool_queued_async_temp_index_pages - Index pages prefetch requests for temporary table spaces
POOL_QUEUED_ASYNC_TEMP_INDEX_REQS	pool_queued_async_temp_index_reqs - Index prefetch requests for temporary table spaces
POOL_QUEUED_ASYNC_TEMP_XDA_PAGES	pool_queued_async_temp_xda_pages - XDA data pages prefetch requests for temporary table spaces
POOL_QUEUED_ASYNC_TEMP_XDA_REQS	pool_queued_async_temp_xda_reqs - XDA data prefetch requests for temporary table spaces

Table 96. Metric names returned by MON_FORMAT_XML_METRICS_BY_ROW for XML documents containing a system_metrics element type (continued)

Metric Name	Description of metric or Monitor element
POOL_QUEUED_ASYNC_XDA_PAGES	pool_queued_async_xda_pages - XDA pages prefetch requests
POOL_QUEUED_ASYNC_XDA_REQS	pool_queued_async_xda_reqs - XDA prefetch requests
POOL_READ_TIME	pool_read_time - Total buffer pool physical read time
POOL_TEMP_COL_L_READS	pool_temp_col_l_reads - Buffer pool column-organized temporary logical reads
POOL_TEMP_COL_P_READS	pool_temp_col_p_reads - Buffer pool column-organized temporary physical reads
POOL_TEMP_DATA_L_READS	pool_temp_data_l_reads - Buffer pool temporary data logical reads
POOL_TEMP_DATA_P_READS	pool_temp_data_p_reads - Buffer pool temporary data physical reads
POOL_TEMP_INDEX_L_READS	pool_temp_index_l_reads - Buffer pool temporary index logical reads
POOL_TEMP_INDEX_P_READS	pool_temp_index_p_reads - Buffer pool temporary index physical reads
POOL_TEMP_XDA_L_READS	pool_temp_xda_l_reads - Buffer pool temporary XDA data logical reads
POOL_TEMP_XDA_P_READS	pool_temp_xda_p_reads - Buffer pool temporary XDA data physical reads
POOL_WRITE_TIME	pool_write_time - Total buffer pool physical write time
POOL_XDA_GBP_INDEP_PAGES_FOUND_IN_LBP	pool_xda_gbp_indep_pages_found_in_lbp - Group buffer pool XDA independent pages found in local buffer pool
POOL_XDA_GBP_INVALID_PAGES	pool_xda_gbp_invalid_pages - Group buffer pool invalid XDA data pages
POOL_XDA_GBP_L_READS	pool_xda_gbp_l_reads - Group buffer pool XDA data logical read requests
POOL_XDA_GBP_P_READS	pool_xda_gbp_p_reads - Group buffer pool XDA data physical read requests
POOL_XDA_L_READS	pool_xda_l_reads - Buffer pool XDA data logical reads
POOL_XDA_LBP_PAGES_FOUND	pool_xda_lbp_pages_found - Local buffer pool XDA data pages found
POOL_XDA_P_READS	pool_xda_p_reads - Buffer pool XDA data physical reads
POOL_XDA_WRITES	pool_xda_writes - Buffer pool XDA data writes
POST_SHRTHRESHOLD_SORTS	post_shrthreshold_sorts - Post shared threshold sorts
POST_THRESHOLD_COL_VECTOR_CONSUMERS	post_threshold_col_vector_consumers monitor element
POST_THRESHOLD_HASH_GRPBYS	post_threshold_hash_grpbys - Hash group by threshold
POST_THRESHOLD_PEAS	post_threshold_peas - Partial early aggregation threshold

Table 96. Metric names returned by MON_FORMAT_XML_METRICS_BY_ROW for XML documents containing a system_metrics element type (continued)

Metric Name	Description of metric or Monitor element
POST_THRESHOLD_PEDS	post_threshold_peds - Partial early distincts threshold
POST_THRESHOLD_SORTS	post_threshold_sorts - Post threshold sorts
PREFETCH_WAIT_TIME	prefetch_wait_time - Time waited for prefetch
PREFETCH_WAITS	prefetch_waits - Prefetcher wait count
RECLAIM_WAIT_TIME	reclaim_wait_time - Reclaim wait time
ROWS_MODIFIED	rows_modified - Rows modified
ROWS_READ	rows_read - Rows read
ROWS_RETURNED	rows_returned - Rows returned
RQSTS_COMPLETED_TOTAL	rqsts_completed_total - Total requests completed
SORT_OVERFLOWS	sort_overflows - Sort overflows
SPACEMAPPAGE_RECLAIM_WAIT_TIME	spacemappage_reclaim_wait_time - Space map page reclaim wait time
TCPIP_RECV_VOLUME	tcpip_recv_volume - TCP/IP received volume
TCPIP_RECV_WAIT_TIME	tcpip_recv_wait_time - TCP/IP received wait time
TCPIP_RECVS_TOTAL	tcpip_recv_total - TCP/IP receives total
TCPIP_SEND_VOLUME	tcpip_send_volume - TCP/IP send volume
TCPIP_SEND_WAIT_TIME	tcpip_send_wait_time - TCP/IP send wait time
TCPIP_SENDS_TOTAL	tcpip_sends_total - TCP/IP sends total
THRESH_VIOLATIONS	thresh_violations - Number of threshold violations
TOTAL_ACT_TIME	total_act_time - Total activity time
TOTAL_ACT_WAIT_TIME	total_act_wait_time - Total activity wait time
TOTAL_APP_COMMITS	total_app_commits - Total application commits
TOTAL_APP_ROLLBACKS	total_app_rollbacks - Total application rollbacks
TOTAL_APP_RQST_TIME	total_app_rqst_time - Total application request time
TOTAL_APP_SECTION_EXECUTIONS	total_app_section_executions - Total application section executions
TOTAL_BACKUP_PROC_TIME	total_backup_proc_time monitor element
TOTAL_BACKUP_TIME	total_backup_time monitor element
TOTAL_BACKUPS	total_backups monitor element
TOTAL_COL_EXECUTIONS	total_col_executions - Total column-organized executions
TOTAL_COL_PROC_TIME	total_col_proc_time - Total column-organized processing time
TOTAL_COL_TIME	total_col_time - Total column-organized time
TOTAL_COL_VECTOR_CONSUMERS	total_col_vector_consumers monitor element
TOTAL_COMMIT_PROC_TIME	total_commit_proc_time - Total commits processing time

Table 96. Metric names returned by MON_FORMAT_XML_METRICS_BY_ROW for XML documents containing a system_metrics element type (continued)

Metric Name	Description of metric or Monitor element
TOTAL_COMMIT_TIME	total_commit_time - Total commit time
TOTAL_COMPILATIONS	total_compilations - Total compilations
TOTAL_COMPILE_PROC_TIME	total_compile_proc_time - Total compile processing time
TOTAL_COMPILE_TIME	total_compile_time - Total compile time
TOTAL_CONNECT_AUTHENTICATION_PROC_TIME	total_connect_authentication_proc_time - Total connection authentication processing time
TOTAL_CONNECT_AUTHENTICATION_TIME	total_connect_authentication_time - Total connection or switch user authentication request time
TOTAL_CONNECT_AUTHENTICATIONS	total_connect_authentications - Connections or switch user authentications performed
TOTAL_CONNECT_REQUEST_PROC_TIME	total_connect_request_proc_time - Total connection or switch user request processing time
TOTAL_CONNECT_REQUEST_TIME	total_connect_request_time - Total connection or switch user request time
TOTAL_CONNECT_REQUESTS	total_connect_requests - Connection or switch user requests
TOTAL_CPU_TIME	total_cpu_time - Total CPU time
TOTAL_DISP_RUN_QUEUE_TIME	total_disp_run_queue_time - Total dispatcher run queue time
TOTAL_EXTENDED_LATCH_WAIT_TIME	total_extended_latch_wait_time - Total extended latch wait time
TOTAL_EXTENDED_LATCH_WAITS	total_extended_latch_waits - Total extended latch waits
TOTAL_HASH_GRPBYS	total_hash_grpbys - Total hash group by operations
TOTAL_IMPLICIT_COMPILATIONS	total_implicit_compilations - Total implicit complications
TOTAL_IMPLICIT_COMPILE_PROC_TIME	total_implicit_compile_proc_time - Total implicit compile processing time
TOTAL_IMPLICIT_COMPILE_TIME	total_implicit_compile_time - Total implicit compile time
TOTAL_INDEX_BUILD_TIME	total_index_build_time monitor element
TOTAL_INDEX_BUILD_PROC_TIME	total_index_build_proc_time monitor element
TOTAL_INDEXES_BUILT	total_indexes_built monitor element
TOTAL_LOAD_PROC_TIME	total_load_proc_time - Total load processing time
TOTAL_LOAD_TIME	total_load_time - Total load time
TOTAL_LOADS	total_loads - Total loads
TOTAL_PEAS	total_peas - Total partial early aggregations
TOTAL_PEDS	total_peds - Total partial early distincts
TOTAL_REORG_PROC_TIME	total_reorg_proc_time - Total reorganization processing time
TOTAL_REORG_TIME	total_reorg_time - Total reorganization time
TOTAL_REORGS	total_reorgs - Total reorganizations

Table 96. Metric names returned by `MON_FORMAT_XML_METRICS_BY_ROW` for XML documents containing a `system_metrics` element type (continued)

Metric Name	Description of metric or Monitor element
TOTAL_ROLLBACK_PROC_TIME	total_rollback_proc_time - Total rollback processing time
TOTAL_ROLLBACK_TIME	total_rollback_time - Total rollback time
TOTAL_ROUTINE_INVOCATIONS	total_routine_invocations - Total routine invocations
TOTAL_ROUTINE_TIME	total_routine_time - Total routine time
TOTAL_ROUTINE_USER_CODE_PROC_TIME	total_routine_user_code_proc_time - Total routine user code processing time
TOTAL_ROUTINE_USER_CODE_TIME	total_routine_user_code_time - Total routine user code time
TOTAL_RQST_TIME	total_rqst_time - Total request time
TOTAL_RUNSTATS_PROC_TIME	total_runstats_proc_time - Total runtime statistics processing time
TOTAL_RUNSTATS_TIME	total_runstats_time - Total runtime statistics time
TOTAL_RUNSTATS	total_runstats - Total runtime statistics
TOTAL_SECTION_PROC_TIME	total_section_proc_time - Total section processing time
TOTAL_SECTION_SORT_PROC_TIME	total_section_sort_proc_time - Total section sort processing time
TOTAL_SECTION_SORT_TIME	total_section_sort_time - Total section sort time
TOTAL_SECTION_SORTS	total_section_sorts - Total section sorts
TOTAL_SECTION_TIME	total_section_time - Total section time
TOTAL_SORTS	total_sorts - Total sorts
TOTAL_STATS_FABRICATION_PROC_TIME	total_stats_fabrication_proc_time - Total statistics fabrication processing time
TOTAL_STATS_FABRICATION_TIME	total_stats_fabrication_time - Total statistics fabrication time
TOTAL_STATS_FABRICATIONS	total_stats_fabrications - Total statistics fabrications
TOTAL_SYNC_RUNSTATS_PROC_TIME	total_sync_runstats_proc_time - Total synchronous RUNSTATS processing time
TOTAL_SYNC_RUNSTATS_TIME	total_sync_runstats_time - Total synchronous RUNSTATS time
TOTAL_SYNC_RUNSTATS	total_sync_runstats - Total synchronous RUNSTATS activities
TOTAL_WAIT_TIME	total_wait_time - Total wait time
TQ_SORT_HEAP_REJECTIONS	tq_sort_heap_rejections - Table queue sort heap rejections
TQ_SORT_HEAP_REQUESTS	tq_sort_heap_requests - Table queue sort heap requests
TQ_TOT_SEND_SPILLS	tq_tot_send_spills - Total number of table queue buffers overflowed
WLM_QUEUE_ASSIGNMENTS_TOTAL	wlm_queue_assignments_total - Workload manager total queue assignments
WLM_QUEUE_TIME_TOTAL	wlm_queue_time_total - Workload manager total queue time

XML documents that contain an element of type `activity_metrics` are generated from the following interfaces:

- MON_GET_ACTIVITY_DETAILS
- MON_GET_PKG_CACHE_STMT_DETAILS
- DETAILS_XML column from an ACTIVITY event monitor
- METRICS column produced by EVMON_FORMAT_UE_TO_TABLES for the PACKAGE CACHE event monitor
- XMLREPORT column of EVMON_FORMAT_UE_TO_XML for the PACKAGE CACHE event monitor

See [Table 97 on page 437](#) for the types of metrics that are returned from the XML document in this case:

Table 97. Metric names returned by MON_FORMAT_XML_METRICS_BY_ROW for XML documents containing an activity_metrics element type

Metric Name	Description or Monitor element
AUDIT_EVENTS_TOTAL	audit_events_total - Total audit events
AUDIT_FILE_WRITE_WAIT_TIME	audit_file_write_wait_time - Audit file write wait time
AUDIT_FILE_WRITES_TOTAL	audit_file_writes_total - Total audit files written
AUDIT_SUBSYSTEM_WAIT_TIME	audit_subsystem_wait_time - Audit subsystem wait time
AUDIT_SUBSYSTEM_WAITS_TOTAL	audit_subsystem_waits_total - Total audit subsystem waits
CF_WAIT_TIME	cf_wait_time - cluster caching facility wait time
CF_WAITS	cf_waits - Number of cluster caching facility waits
COORD_STMT_EXEC_TIME	coord_stmt_exec_time - Execution time for statement by coordinator agent
DEADLOCKS	deadlocks - Deadlocks detected
DIAGLOG_WRITE_WAIT_TIME	diaglog_write_wait_time - Diagnostic log file write wait time
DIAGLOG_WRITES_TOTAL	diaglog_writes_total - Total diagnostic log file writes
DIRECT_READ_REQS	direct_read_reqs - Direct read requests
DIRECT_READ_TIME	direct_read_time - Direct read time
DIRECT_READS	direct_reads - Direct reads from database
DIRECT_WRITE_REQS	direct_write_reqs - Direct write requests
DIRECT_WRITE_TIME	direct_write_time - Direct write time
DIRECT_WRITES	direct_writes - Direct writes to database
DISABLED_PEDS	disabled_peds - Disabled partial early distincts
EVMON_WAIT_TIME	evmon_wait_time - Event monitor wait time
EVMON_WAITS_TOTAL	evmon_waits_total - Event monitor total waits
FCM_MESSAGE_RECV_VOLUME	fcm_message_recv_volume - FCM message received volume
FCM_MESSAGE_RECV_WAIT_TIME	fcm_message_recv_wait_time - FCM message received wait time
FCM_MESSAGE_RECVS_TOTAL	fcm_message_recvs_total - Total FCM message receives
FCM_MESSAGE_SEND_VOLUME	fcm_message_send_volume - FCM message send volume
FCM_MESSAGE_SEND_WAIT_TIME	fcm_message_send_wait_time - FCM message send wait time
FCM_MESSAGE_SENDS_TOTAL	fcm_message_sends_total - Total FCM message sends
FCM_RECV_VOLUME	fcm_recv_volume - FCM received volume

Table 97. Metric names returned by MON_FORMAT_XML_METRICS_BY_ROW for XML documents containing an activity_metrics element type (continued)

Metric Name	Description or Monitor element
FCM_RECV_WAIT_TIME	fcm_recv_wait_time - FCM received wait time
FCM_RECVS_TOTAL	fcm_recvs_total - FCM receives total
FCM_SEND_VOLUME	fcm_send_volume - FCM send volume
FCM_SEND_WAIT_TIME	fcm_send_wait_time - FCM send wait time
FCM_SENDS_TOTAL	fcm_sends_total - FCM sends total
FCM_TQ_RECV_VOLUME	fcm_tq_recv_volume - FCM table queue received volume
FCM_TQ_RECV_WAIT_TIME	fcm_tq_recv_wait_time - FCM table queue received wait time
FCM_TQ_RECVS_TOTAL	fcm_tq_recvs_total - FCM table queue receives total
FCM_TQ_SEND_VOLUME	fcm_tq_send_volume - FCM table queue send volume
FCM_TQ_SEND_WAIT_TIME	fcm_tq_send_wait_time - FCM table queue send wait time
FCM_TQ_SENDS_TOTAL	fcm_tq_sends_total - FCM table queue send total
HASH_GRPBY_OVERFLOWS	hash_grpby_overflows - Hash group by overflows
IDA_RECV_VOLUME	The total volume of data the database server received from an in-database analytics process. The value is reported in bytes.
IDA_RECV_WAIT_TIME	The total amount of time spent waiting to receive data from an in-database analytics process.
IDA_RECVS_TOTAL	The total number of times data was received from an in-database analytics process.
IDA_SEND_VOLUME	The total volume of data sent from the database server to an in-database analytics process. The value is reported in bytes.
IDA_SEND_WAIT_TIME	The total amount of time spent waiting to send data to an in-database analytics process.
IDA_SENDS_TOTAL	The total number of times data was sent to an in-database analytics process.
LOCK_ESCALS_GLOBAL	lock_escals_global - Number of global lock escalations
LOCK_ESCALS_LOCKLIST	lock_escals_locklist - Number of locklist lock escalations
LOCK_ESCALS_MAXLOCKS	lock_escals_maxlocks - Number of maxlocks lock escalations
LOCK_ESCALS	lock_escals - Number of lock escalations
LOCK_TIMEOUTS_GLOBAL	lock_timeouts_global - Lock timeouts global
LOCK_TIMEOUTS	lock_timeouts - Number of lock timeouts
LOCK_WAIT_TIME_GLOBAL	lock_wait_time_global - Lock wait time global
LOCK_WAIT_TIME	lock_wait_time - Time waited on locks
LOCK_WAITS_GLOBAL	lock_waits_global - Lock waits global
LOCK_WAITS	lock_waits - Lock waits
LOG_BUFFER_WAIT_TIME	log_buffer_wait_time - Log buffer wait time
LOG_DISK_WAIT_TIME	log_disk_wait_time - Log disk wait time

Table 97. Metric names returned by MON_FORMAT_XML_METRICS_BY_ROW for XML documents containing an activity_metrics element type (continued)

Metric Name	Description or Monitor element
LOG_DISK_WAITS_TOTAL	log_disk_waits_total - Total log disk waits
NUM_LOG_BUFFER_FULL	num_log_buffer_full - Number of times full log buffer caused agents to wait
NUM_LW_THRESH_EXCEEDED	num_lw_thresh_exceeded - Number of lock wait thresholds exceeded
POOL_COL_GBP_INDEP_PAGES_FOUND_IN_LBP	pool_col_gbp_indep_pages_found_in_lbp - Buffer pool column-organized GBP independent pages found in local buffer pool
POOL_COL_GBP_INVALID_PAGES	pool_col_gbp_invalid_pages - Buffer pool column-organized GBP invalid data pages
POOL_COL_GBP_L_READS	pool_col_gbp_l_reads - Buffer pool column-organized GBP logical reads
POOL_COL_GBP_P_READS	pool_col_gbp_p_reads - Buffer pool column-organized GBP physical reads
POOL_COL_L_READS	pool_col_l_reads - Buffer pool column-organized logical reads
POOL_COL_LBP_PAGES_FOUND	pool_col_lbp_pages_found - Buffer pool column-organized LBP pages found
POOL_COL_P_READS	pool_col_p_reads - Buffer pool column-organized physical reads
POOL_COL_WRITES	pool_col_writes - Buffer pool column-organized writes
POOL_DATA_GBP_INDEP_PAGES_FOUND_IN_LBP	pool_data_gbp_indep_pages_found_in_lbp - Group buffer pool independent data pages found in local buffer pool
POOL_DATA_GBP_INVALID_PAGES	pool_data_gbp_invalid_pages - Group buffer pool invalid data pages
POOL_DATA_GBP_L_READS	pool_data_gbp_l_reads - Group buffer pool data logical reads
POOL_DATA_GBP_P_READS	pool_data_gbp_p_reads - Group buffer pool data physical reads
POOL_DATA_L_READS	pool_data_l_reads - Buffer pool data logical reads
POOL_DATA_LBP_PAGES_FOUND	pool_data_lbp_pages_found - Local buffer pool found data pages
POOL_DATA_P_READS	pool_data_p_reads - Buffer pool data physical reads
POOL_DATA_WRITES	pool_data_writes - Buffer pool data writes
POOL_FAILED_ASYNC_COL_REQS	pool_failed_async_col_reqs - Failed column-organized prefetch requests
POOL_FAILED_ASYNC_DATA_REQS	pool_failed_async_data_reqs - Failed data prefetch requests
POOL_FAILED_ASYNC_INDEX_REQS	pool_failed_async_index_reqs - Failed index prefetch requests
POOL_FAILED_ASYNC_OTHER_REQS	pool_failed_async_other_reqs - Failed non-prefetch requests
POOL_FAILED_ASYNC_TEMP_COL_REQS	pool_failed_async_temp_col_reqs - Failed column-organized temporary prefetch requests
POOL_FAILED_ASYNC_TEMP_DATA_REQS	pool_failed_async_temp_data_reqs - Failed data prefetch requests for temporary table spaces
POOL_FAILED_ASYNC_TEMP_INDEX_REQS	pool_failed_async_temp_index_reqs - Failed index prefetch requests for temporary table spaces

Table 97. Metric names returned by MON_FORMAT_XML_METRICS_BY_ROW for XML documents containing an activity_metrics element type (continued)

Metric Name	Description or Monitor element
POOL_FAILED_ASYNC_TEMP_XDA_REQS	pool_failed_async_temp_xda_reqs - Failed XDA prefetch requests for temporary table spaces
POOL_FAILED_ASYNC_XDA_REQS	pool_failed_async_xda_reqs - Failed XDA prefetch requests
POOL_INDEX_GBP_INDEP_PAGES_FOUND_IN_LBP	pool_index_gbp_indep_pages_found_in_lbp - Group buffer pool independent index pages found in local buffer pool
POOL_INDEX_GBP_INVALID_PAGES	pool_index_gbp_invalid_pages - Group buffer pool invalid index pages
POOL_INDEX_GBP_L_READS	pool_index_gbp_l_reads - Group buffer pool index logical reads
POOL_INDEX_GBP_P_READS	pool_index_gbp_p_reads - Group buffer pool index physical reads
POOL_INDEX_L_READS	pool_index_l_reads - Buffer pool index logical reads
POOL_INDEX_LBP_PAGES_FOUND	pool_index_lbp_pages_found - Local buffer pool index pages found
POOL_INDEX_P_READS	pool_index_p_reads - Buffer pool index physical reads
POOL_INDEX_WRITES	pool_index_writes - Buffer pool index writes
POOL_QUEUED_ASYNC_COL_PAGES	pool_queued_async_col_pages - Column-organized page prefetch requests
POOL_QUEUED_ASYNC_COL_REQS	pool_queued_async_col_reqs - Column-organized prefetch requests
POOL_QUEUED_ASYNC_DATA_PAGES	pool_queued_async_data_pages - Data pages prefetch requests
POOL_QUEUED_ASYNC_DATA_REQS	pool_queued_async_data_reqs - Data prefetch requests
POOL_QUEUED_ASYNC_INDEX_PAGES	pool_queued_async_index_pages - Index pages prefetch requests
POOL_QUEUED_ASYNC_INDEX_REQS	pool_queued_async_index_reqs - Index prefetch requests
POOL_QUEUED_ASYNC_OTHER_REQS	pool_queued_async_other_reqs - Non-prefetch requests
POOL_QUEUED_ASYNC_TEMP_COL_PAGES	pool_queued_async_temp_col_pages - Column-organized page temporary prefetch requests
POOL_QUEUED_ASYNC_TEMP_COL_REQS	pool_queued_async_temp_col_reqs - Column-organized temporary prefetch requests
POOL_QUEUED_ASYNC_TEMP_DATA_PAGES	pool_queued_async_temp_data_pages - Data pages prefetch requests for temporary table spaces
POOL_QUEUED_ASYNC_TEMP_DATA_REQS	pool_queued_async_temp_data_reqs - Data prefetch requests for temporary table spaces
POOL_QUEUED_ASYNC_TEMP_INDEX_PAGES	pool_queued_async_temp_index_pages - Index pages prefetch requests for temporary table spaces
POOL_QUEUED_ASYNC_TEMP_INDEX_REQS	pool_queued_async_temp_index_reqs - Index prefetch requests for temporary table spaces
POOL_QUEUED_ASYNC_TEMP_XDA_PAGES	pool_queued_async_temp_xda_pages - XDA data pages prefetch requests for temporary table spaces
POOL_QUEUED_ASYNC_TEMP_XDA_REQS	pool_queued_async_temp_xda_reqs - XDA data prefetch requests for temporary table spaces

Table 97. Metric names returned by MON_FORMAT_XML_METRICS_BY_ROW for XML documents containing an activity_metrics element type (continued)

Metric Name	Description or Monitor element
POOL_QUEUED_ASYNC_XDA_PAGES	pool_queued_async_xda_pages - XDA pages prefetch requests
POOL_QUEUED_ASYNC_XDA_REQS	pool_queued_async_xda_reqs - XDA prefetch requests
POOL_READ_TIME	pool_read_time - Total buffer pool physical read time
POOL_TEMP_COL_L_READS	pool_temp_col_l_reads - Buffer pool column-organized temporary logical reads
POOL_TEMP_COL_P_READS	pool_temp_col_p_reads - Buffer pool column-organized temporary physical reads
POOL_TEMP_DATA_L_READS	pool_temp_data_l_reads - Buffer pool temporary data logical reads
POOL_TEMP_DATA_P_READS	pool_temp_data_p_reads - Buffer pool temporary data physical reads
POOL_TEMP_INDEX_L_READS	pool_temp_index_l_reads - Buffer pool temporary index logical reads
POOL_TEMP_INDEX_P_READS	pool_temp_index_p_reads - Buffer pool temporary index physical reads
POOL_TEMP_XDA_L_READS	pool_temp_xda_l_reads - Buffer pool temporary XDA data logical reads
POOL_TEMP_XDA_P_READS	pool_temp_xda_p_reads - Buffer pool temporary XDA data physical reads
POOL_WRITE_TIME	pool_write_time - Total buffer pool physical write time
POOL_XDA_GBP_INDEP_PAGES_FOUND_IN_LBP	pool_xda_gbp_indep_pages_found_in_lbp - Group buffer pool XDA independent pages found in local buffer pool
POOL_XDA_GBP_INVALID_PAGES	pool_xda_gbp_invalid_pages - Group buffer pool invalid XDA data pages
POOL_XDA_GBP_L_READS	pool_xda_gbp_l_reads - Group buffer pool XDA data logical read requests
POOL_XDA_GBP_P_READS	pool_xda_gbp_p_reads - Group buffer pool XDA data physical read requests
POOL_XDA_L_READS	pool_xda_l_reads - Buffer pool XDA data logical reads
POOL_XDA_LBP_PAGES_FOUND	pool_xda_lbp_pages_found - Local buffer pool XDA data pages found
POOL_XDA_P_READS	pool_xda_p_reads - Buffer pool XDA data physical reads
POOL_XDA_WRITES	pool_xda_writes - Buffer pool XDA data writes
POST_SHRTHRESHOLD_SORTS	post_shrthreshold_sorts - Post shared threshold sorts
POST_THRESHOLD_COL_VECTOR_CONSUMERS	post_threshold_col_vector_consumers monitor element
POST_THRESHOLD_HASH_GRPBYS	post_threshold_hash_grpbys - Hash group by threshold
POST_THRESHOLD_PEAS	post_threshold_peas - Partial early aggregation threshold
POST_THRESHOLD_PEDS	post_threshold_peds - Partial early distincts threshold
POST_THRESHOLD_SORTS	post_threshold_sorts - Post threshold sorts
PREFETCH_WAIT_TIME	prefetch_wait_time - Time waited for prefetch

Table 97. Metric names returned by MON_FORMAT_XML_METRICS_BY_ROW for XML documents containing an activity_metrics element type (continued)

Metric Name	Description or Monitor element
PREFETCH_WAITS	prefetch_waits - Prefetcher wait count
RECLAIM_WAIT_TIME	reclaim_wait_time - Reclaim wait time
ROWS_MODIFIED	rows_modified - Rows modified
ROWS_READ	rows_read - Rows read
ROWS_RETURNED	rows_returned - Rows returned
SORT_OVERFLOWS	sort_overflows - Sort overflows
SPACEMAPPAGE_RECLAIM_WAIT_TIME	spacemappage_reclaim_wait_time - Space map page reclaim wait time
STMT_EXEC_TIME	stmt_exec_time - Statement execution time
THRESH_VIOLATIONS	thresh_violations - Number of threshold violations
TOTAL_ACT_TIME	total_act_time - Total activity time
TOTAL_ACT_WAIT_TIME	total_act_wait_time - Total activity wait time
TOTAL_APP_SECTION_EXECUTIONS	total_app_section_executions - Total application section executions
TOTAL_COL_EXECUTIONS	total_col_executions - Total column-organized executions
TOTAL_COL_PROC_TIME	total_col_proc_time - Total column-organized processing time
TOTAL_COL_TIME	total_col_time - Total column-organized time
TOTAL_COL_VECTOR_CONSUMERS	total_col_vector_consumers monitor element
TOTAL_CPU_TIME	total_cpu_time - Total CPU time
TOTAL_DISP_RUN_QUEUE_TIME	total_disp_run_queue_time - Total dispatcher run queue time
TOTAL_EXTENDED_LATCH_WAIT_TIME	total_extended_latch_wait_time - Total extended latch wait time
TOTAL_EXTENDED_LATCH_WAITS	total_extended_latch_waits - Total extended latch waits
TOTAL_HASH_GRPBY	total_hash_grpbys - Total hash group by operations
TOTAL_INDEX_BUILD_TIME	total_index_build_time monitor element
TOTAL_INDEX_BUILD_PROC_TIME	total_index_build_proc_time monitor element
TOTAL_INDEXES_BUILT	total_indexes_built monitor element
TOTAL_PEAS	total_peas - Total partial early aggregations
TOTAL_PEDS	total_peds - Total partial early distincts
TOTAL_ROUTINE_INVOCATIONS	total_routine_invocations - Total routine invocations
TOTAL_ROUTINE_NON_SECT_PROC_TIME	total_routine_non_sect_proc_time - Non-section processing time
TOTAL_ROUTINE_NON_SECT_TIME	total_routine_non_sect_time - Non-section routine execution time
TOTAL_ROUTINE_TIME	total_routine_time - Total routine time
TOTAL_ROUTINE_USER_CODE_PROC_TIME	total_routine_user_code_proc_time - Total routine user code processing time

Table 97. Metric names returned by MON_FORMAT_XML_METRICS_BY_ROW for XML documents containing an activity_metrics element type (continued)

Metric Name	Description or Monitor element
TOTAL_ROUTINE_USER_CODE_TIME	total_routine_user_code_time - Total routine user code time
TOTAL_SECTION_PROC_TIME	total_section_proc_time - Total section processing time
TOTAL_SECTION_SORT_PROC_TIME	total_section_sort_proc_time - Total section sort processing time
TOTAL_SECTION_SORT_TIME	total_section_sort_time - Total section sort time
TOTAL_SECTION_SORTS	total_section_sorts - Total section sorts
TOTAL_SECTION_TIME	total_section_time - Total section time
TOTAL_SORTS	total_sorts - Total sorts
TQ_SORT_HEAP_REJECTIONS	tq_sort_heap_rejections - Table queue sort heap rejections
TQ_SORT_HEAP_REQUESTS	tq_sort_heap_requests - Table queue sort heap requests
TQ_TOT_SEND_SPILLS	tq_tot_send_spills - Total number of table queue buffers overflowed
WLM_QUEUE_ASSIGNMENTS_TOTAL	wlm_queue_assignments_total - Workload manager total queue assignments
WLM_QUEUE_TIME_TOTAL	wlm_queue_time_total - Workload manager total queue time

Example

This example shows how to call the MON_FORMAT_XML_METRICS_BY_ROW table function to return row-based formatted information from the XML document produced by the MON_GET_WORKLOAD_DETAILS table function.

```
SELECT SUBSTR(TFXML.WORKLOAD_NAME, 1, 13) AS WORKLOAD_NAME,
       SUBSTR(METRICS.METRIC_NAME, 1, 25) AS METRIC_NAME,
       METRICS.VALUE
FROM
  TABLE( MON_GET_WORKLOAD_DETAILS( NULL, -2 ) ) AS TFXML,
  TABLE( MON_FORMAT_XML_METRICS_BY_ROW( TFXML.DETAILS ) ) AS METRICS
ORDER BY METRICS.VALUE DESC
```

The following is a partial listing of the output of this query.

WORKLOAD_NAME	METRIC_NAME	VALUE
PAYROLL	ACT_COMPLETED_TOTAL	15
FINANCE	ACT_COMPLETED_TOTAL	12
PAYROLL	LOCK_WAITS	8
FINANCE	LOCK_WAITS	5
FINANCE	DEADLOCKS	3
PAYROLL	DEADLOCKS	0

MON_FORMAT_XML_TIMES_BY_ROW - Get formatted row-based combined hierarchy wait and processing times

The MON_FORMAT_XML_TIMES_BY_ROW table function returns formatted row based output for the combined hierarchy of wait and processing times that are contained in an XML metrics document.

Authorization

One of the following authorities is required to execute the routine:

- EXECUTE privilege on the routine
- DATAACCESS authority
- DBADM authority

- SQLADM authority

Default PUBLIC privilege

In a non-restrictive database, EXECUTE privilege is granted to PUBLIC when the function is automatically created.

Syntax

►► MON_FORMAT_XML_TIMES_BY_ROW — (— *xml doc* —) ►►

The schema is SYSPROC.

Routine parameters

xml doc

An input argument of type BLOB(8M) that contains an XML document with either a *system_metrics* or *activity_metrics* element. XML documents with these elements can be obtained from the following sources:

- Returned by one of the MON_GET_*_DETAILS table functions.
- From the metrics column output by statistics and activity event monitors.
- From the formatted output of the unit of work, or package cache event monitors.

Information returned

<i>Table 98. Information returned for MON_FORMAT_XML_TIMES_BY_ROW</i>		
Column Name	Data Type	Description
METRIC_NAME	VARCHAR(128)	The unique identifier for the total time metric value.
TOTAL_TIME_VALUE	BIGINT	The total time value in milliseconds corresponding to metric_name.
COUNT	BIGINT	Number of occurrences of this type of interval.
PARENT_METRIC_NAME	VARCHAR(128)	The identifier of the parent total time metric whose value contains the total_time_value as a subset.

XML documents that contain an element of type *system_metrics* are generated from the following interfaces:

- MON_GET_CONNECTION_DETAILS
- MON_GET_SERVICE_SUBCLASS_DETAILS
- MON_GET_UNIT_OF_WORK_DETAILS
- MON_GET_WORKLOAD_DETAILS
- DETAILS_XML column from a STATISTICS event monitor
- METRICS column produced by EVMON_FORMAT_UE_TO_TABLES for the UNIT OF WORK event monitor
- XMLREPORT column of EVMON_FORMAT_UE_TO_XML for the UNIT OF WORK event monitor

See Table 99 on page 444 for the types of metrics and their parent metrics that are returned from the XML document in this case:

<i>Table 99. Metric names returned by MON_FORMAT_XML_TIMES_BY_ROW for XML documents containing a system_metrics element type</i>		
Metric Name	Parent Metric Name	Description of metric or Monitor element
AGENT_WAIT_TIME	TOTAL_WAIT_TIME	agent_wait_time - Agent wait time

Table 99. Metric names returned by MON_FORMAT_XML_TIMES_BY_ROW for XML documents containing a system_metrics element type (continued)

Metric Name	Parent Metric Name	Description of metric or Monitor element
AUDIT_FILE_WRITE_WAIT_TIME	TOTAL_WAIT_TIME	audit_file_write_wait_time - Audit file write wait time
AUDIT_SUBSYSTEM_WAIT_TIME	TOTAL_WAIT_TIME	audit_subsystem_wait_time - Audit subsystem wait time
CF_WAIT_TIME	TOTAL_WAIT_TIME	cf_wait_time - cluster caching facility wait time
CLIENT_IDLE_WAIT_TIME	NULL	client_idle_wait_time - Client idle wait time
COMM_EXIT_WAIT_TIME	TOTAL_WAIT_TIME	comm_exit_wait_time - Communication buffer exit wait time monitor element
DIAGLOG_WRITE_WAIT_TIME	TOTAL_WAIT_TIME	diaglog_write_wait_time - Diagnostic log file write wait time
DIRECT_READ_TIME	TOTAL_WAIT_TIME	direct_read_time - Direct read time
DIRECT_WRITE_TIME	TOTAL_WAIT_TIME	direct_write_time - Direct write time
EVMON_WAIT_TIME	TOTAL_WAIT_TIME	evmon_wait_time - Event monitor wait time
FCM_MESSAGE_RECV_WAIT_TIME	FCM_RECV_WAIT_TIME	fcm_message_recv_wait_time - FCM message received wait time
FCM_MESSAGE_SEND_WAIT_TIME	FCM_SEND_WAIT_TIME	fcm_message_send_wait_time - FCM message send wait time
FCM_RECV_WAIT_TIME	TOTAL_WAIT_TIME	fcm_recv_wait_time - FCM received wait time
FCM_SEND_WAIT_TIME	TOTAL_WAIT_TIME	fcm_send_wait_time - FCM send wait time
FCM_TQ_RECV_WAIT_TIME	FCM_RECV_WAIT_TIME	fcm_tq_recv_wait_time - FCM table queue received wait time
FCM_TQ_SEND_WAIT_TIME	FCM_SEND_WAIT_TIME	fcm_tq_send_wait_time - FCM table queue send wait time
IDA_RECV_WAIT_TIME	TOTAL_WAIT_TIME	The total amount of time spent waiting to receive data from an in-database analytics process.
IDA_SEND_WAIT_TIME	TOTAL_WAIT_TIME	The total amount of time spent waiting to send data to an in-database analytics process.
IPC_RECV_WAIT_TIME	TOTAL_WAIT_TIME	ipc_recv_wait_time - Interprocess communication received wait time
IPC_SEND_WAIT_TIME	TOTAL_WAIT_TIME	ipc_send_wait_time - Interprocess communication send wait time
LOCK_WAIT_TIME_GLOBAL	LOCK_WAIT_TIME	lock_wait_time_global - Lock wait time global
LOCK_WAIT_TIME	TOTAL_WAIT_TIME	lock_wait_time - Time waited on locks
LOG_BUFFER_WAIT_TIME	TOTAL_WAIT_TIME	log_buffer_wait_time - Log buffer wait time
LOG_DISK_WAIT_TIME	TOTAL_WAIT_TIME	log_disk_wait_time - Log disk wait time
POOL_READ_TIME	TOTAL_WAIT_TIME	pool_read_time - Total buffer pool physical read time
POOL_WRITE_TIME	TOTAL_WAIT_TIME	pool_write_time - Total buffer pool physical write time

Table 99. Metric names returned by MON_FORMAT_XML_TIMES_BY_ROW for XML documents containing a system_metrics element type (continued)

Metric Name	Parent Metric Name	Description of metric or Monitor element
PREFETCH_WAIT_TIME	TOTAL_WAIT_TIME	prefetch_wait_time - Time waited for prefetch
RECLAIM_WAIT_TIME	TOTAL_WAIT_TIME	reclaim_wait_time - Reclaim wait time
SPACEMAPPAGE_RECLAIM_WAIT_TIME	TOTAL_WAIT_TIME	spacemappage_reclaim_wait_time - Space map page reclaim wait time
TCPIP_RECV_WAIT_TIME	TOTAL_WAIT_TIME	tcPIP_recv_wait_time - TCP/IP received wait time
TCPIP_SEND_WAIT_TIME	TOTAL_WAIT_TIME	tcPIP_send_wait_time - TCP/IP send wait time
TOTAL_BACKUP_PROC_TIME	TOTAL_RQST_TIME	total_backup_proc_time monitor element
TOTAL_COL_PROC_TIME	TOTAL_SECTION_PROC_TIME	total_col_proc_time - Total column-oriented processing time
TOTAL_COL_SYNOPSIS_PROC_TIME	TOTAL_COL_PROC_TIME	total_col_synopsis_proc_time - Total column-organized synopsis table processing time
TOTAL_COMMIT_PROC_TIME	TOTAL_RQST_TIME	total_commit_proc_time - Total commits processing time
TOTAL_COMPILE_PROC_TIME	TOTAL_RQST_TIME	total_compile_proc_time - Total compile processing time
TOTAL_CONNECT_AUTHENTICATION_PROC_TIME	TOTAL_CONNECT_REQUEST_PROC_TIME	total_connect_authentication_proc_time - Total connection authentication processing time
TOTAL_CONNECT_REQUEST_PROC_TIME	TOTAL_RQST_TIME	total_connect_request_proc_time - Total connection or switch user request processing time
TOTAL_EXTENDED_LATCH_WAIT_TIME	TOTAL_WAIT_TIME	total_extended_latch_wait_time - Total extended latch wait time
TOTAL_IMPLICIT_COMPILE_PROC_TIME	TOTAL_RQST_TIME	total_implicit_compile_proc_time - Total implicit compile processing time
TOTAL_INDEX_BUILD_PROC_TIME	TOTAL_SECTION_PROC_TIME	total_index_build_proc_time monitor element
TOTAL_LOAD_PROC_TIME	TOTAL_RQST_TIME	total_load_proc_time - Total load processing time
TOTAL_REORG_PROC_TIME	TOTAL_RQST_TIME	total_reorg_proc_time - Total reorganization processing time
TOTAL_ROLLBACK_PROC_TIME	TOTAL_RQST_TIME	total_rollback_proc_time - Total rollback processing time
TOTAL_ROUTINE_USER_CODE_PROC_TIME	TOTAL_RQST_TIME	total_routine_user_code_proc_time - Total routine user code processing time
TOTAL_RQST_TIME	NULL	total_rqst_time - Total request time
TOTAL_RUNSTATS_PROC_TIME	TOTAL_RQST_TIME	total_runstats_proc_time - Total runtime statistics processing time
TOTAL_SECTION_PROC_TIME	TOTAL_RQST_TIME	total_section_proc_time - Total section processing time

Table 99. Metric names returned by MON_FORMAT_XML_TIMES_BY_ROW for XML documents containing a system_metrics element type (continued)

Metric Name	Parent Metric Name	Description of metric or Monitor element
TOTAL_SECTION_SORT_PROC_TIME	TOTAL_SECTION_PROC_TIME	total_section_sort_proc_time - Total section sort processing time
TOTAL_STATS_FABRICATION_PROC_TIME	TOTAL_COMPILE_PROC_TIME	total_stats_fabrication_proc_time - Total statistics fabrication processing time
TOTAL_SYNC_RUNSTATS_PROC_TIME	TOTAL_COMPILE_PROC_TIME	total_sync_runstats_proc_time - Total synchronous RUNSTATS processing time
TOTAL_WAIT_TIME	TOTAL_RQST_TIME	total_wait_time - Total wait time
WLM_QUEUE_TIME_TOTAL	TOTAL_WAIT_TIME	wlm_queue_time_total - Workload manager total queue time

XML documents that contain an element of type *activity_metrics* are generated from the following interfaces:

- MON_GET_ACTIVITY_DETAILS
- MON_GET_PKG_CACHE_STMT_DETAILS
- DETAILS_XML column from an ACTIVITY event monitor
- METRICS column produced by EVMON_FORMAT_UE_TO_TABLES for the PACKAGE CACHE event monitor
- XMLREPORT column of EVMON_FORMAT_UE_TO_XML for the PACKAGE CACHE event monitor

See Table 100 on page 447 for the types of metrics and their parent metrics that are returned from the XML document in this case:

Table 100. Metric names returned by MON_FORMAT_XML_TIMES_BY_ROW for XML documents containing an activity_metrics element type

Metric Name	Parent Metric Name	Description or Monitor element
AUDIT_FILE_WRITE_WAIT_TIME	TOTAL_ACT_WAIT_TIME	audit_file_write_wait_time - Audit file write wait time
AUDIT_SUBSYSTEM_WAIT_TIME	TOTAL_ACT_WAIT_TIME	audit_subsystem_wait_time - Audit subsystem wait time
CF_WAIT_TIME	TOTAL_ACT_WAIT_TIME	cf_wait_time - cluster caching facility wait time
DIAGLOG_WRITE_WAIT_TIME	TOTAL_ACT_WAIT_TIME	diaglog_write_wait_time - Diagnostic log file write wait time
DIRECT_READ_TIME	TOTAL_ACT_WAIT_TIME	direct_read_time - Direct read time
DIRECT_WRITE_TIME	TOTAL_ACT_WAIT_TIME	direct_write_time - Direct write time
EVMON_WAIT_TIME	TOTAL_ACT_WAIT_TIME	evmon_wait_time - Event monitor wait time
FCM_MESSAGE_RECV_WAIT_TIME	FCM_RECV_WAIT_TIME	fcm_message_recv_wait_time - FCM message received wait time
FCM_MESSAGE_SEND_WAIT_TIME	FCM_SEND_WAIT_TIME	fcm_message_send_wait_time - FCM message send wait time
FCM_RECV_WAIT_TIME	TOTAL_ACT_WAIT_TIME	fcm_recv_wait_time - FCM received wait time
FCM_SEND_WAIT_TIME	TOTAL_ACT_WAIT_TIME	fcm_send_wait_time - FCM send wait time

Table 100. Metric names returned by MON_FORMAT_XML_TIMES_BY_ROW for XML documents containing an activity_metrics element type (continued)

Metric Name	Parent Metric Name	Description or Monitor element
FCM_TQ_RECV_WAIT_TIME	FCM_RECV_WAIT_TIME	fcm_tq_recv_wait_time - FCM table queue received wait time
FCM_TQ_SEND_WAIT_TIME	FCM_SEND_WAIT_TIME	fcm_tq_send_wait_time - FCM table queue send wait time
IDA_RECV_WAIT_TIME	TOTAL_WAIT_TIME	The total amount of time spent waiting to receive data from an in-database analytics process.
IDA_SEND_WAIT_TIME	TOTAL_WAIT_TIME	The total amount of time spent waiting to send data to an in-database analytics process.
LOCK_WAIT_TIME_GLOBAL	LOCK_WAIT_TIME	lock_wait_time_global - Lock wait time global
LOCK_WAIT_TIME	TOTAL_ACT_WAIT_TIME	lock_wait_time - Time waited on locks
LOG_BUFFER_WAIT_TIME	TOTAL_ACT_WAIT_TIME	log_buffer_wait_time - Log buffer wait time
LOG_DISK_WAIT_TIME	TOTAL_ACT_WAIT_TIME	log_disk_wait_time - Log disk wait time
POOL_READ_TIME	TOTAL_ACT_WAIT_TIME	pool_read_time - Total buffer pool physical read time
POOL_WRITE_TIME	TOTAL_ACT_WAIT_TIME	pool_write_time - Total buffer pool physical write time
PREFETCH_WAIT_TIME	TOTAL_ACT_WAIT_TIME	prefetch_wait_time - Time waited for prefetch
RECLAIM_WAIT_TIME	TOTAL_ACT_WAIT_TIME	reclaim_wait_time - Reclaim wait time
SPACEMAPPAGE_RECLAIM_WAIT_TIME	TOTAL_ACT_WAIT_TIME	spacemappage_reclaim_wait_time - Space map page reclaim wait time
STMT_EXEC_TIME	NULL	stmt_exec_time - Statement execution time
TOTAL_ACT_WAIT_TIME	STMT_EXEC_TIME	total_act_wait_time - Total activity wait time
TOTAL_COL_PROC_TIME	TOTAL_SECTION_PROC_TIME	total_col_proc_time - Total column-oriented processing time
TOTAL_EXTENDED_LATCH_WAIT_TIME	TOTAL_ACT_WAIT_TIME	total_extended_latch_wait_time - Total extended latch wait time
TOTAL_INDEX_BUILD_PROC_TIME	TOTAL_SECTION_PROC_TIME	total_index_build_proc_time monitor element
TOTAL_ROUTINE_NON_SECT_PROC_TIME	STMT_EXEC_TIME	total_routine_non_sect_proc_time - Non-section processing time
TOTAL_ROUTINE_USER_CODE_PROC_TIME	TOTAL_ROUTINE_NON_SECT_PROC_TIME	total_routine_user_code_proc_time - Total routine user code processing time
TOTAL_SECTION_PROC_TIME	STMT_EXEC_TIME	total_section_proc_time - Total section processing time
TOTAL_SECTION_SORT_PROC_TIME	TOTAL_SECTION_PROC_TIME	total_section_sort_proc_time - Total section sort processing time
WLM_QUEUE_TIME_TOTAL	NULL	wlm_queue_time_total - Workload manager total queue time

Example

To determine where time is being spent by your application within the database manager, you can run the following query to show the combined wait and processing time metrics in the metrics hierarchy.

```
SELECT SUBSTR(T.SERVICE_SUPERCLASS_NAME,1,15) as SUPERCLASS,
       SUBSTR(T.SERVICE_SUBCLASS_NAME,1,15) as SUBCLASS,
       T.MEMBER,
       SUBSTR(U.METRIC_NAME, 1,15) AS METRIC_NAME,
       SUBSTR(U.PARENT_METRIC_NAME,1,15) AS PARENT_NAME,
       U.TOTAL_TIME_VALUE,
       U.COUNT
FROM
TABLE(MON_GET_SERVICE_SUBCLASS_DETAILS(NULL, NULL, -2)) AS T,
TABLE(MON_FORMAT_XML_TIMES_BY_ROW(T.DETAILS)) AS U
```

The following is an example of output from this query.

SUPERCLASS	SUBCLASS	MEMBER	METRIC_NAME	PARENT_NAME	T..._VALUE	COUNT
MYSC	MYSSC	0	FCM_MESSAGE_REC	FCM_RECV_WAIT_T	0	0
MYSC	MYSSC	0	FCM_TQ_RECV_WAI	FCM_RECV_WAIT_T	0	0
MYSC	MYSSC	0	FCM_MESSAGE_SEN	FCM_SEND_WAIT_T	0	0
MYSC	MYSSC	0	FCM_TQ_SEND_WAI	FCM_SEND_WAIT_T	0	0
MYSC	MYSSC	0	TOTAL_COMMIT_PR	TOTAL_RQST_TIME	300	1
MYSC	MYSSC	0	TOTAL_COMPILE_P	TOTAL_RQST_TIME	700	1
MYSC	MYSSC	0	TOTAL_IMPLICIT_	TOTAL_RQST_TIME	0	0
MYSC	MYSSC	0	TOTAL_LOAD_PROC	TOTAL_RQST_TIME	0	0
MYSC	MYSSC	0	TOTAL_REORG_PRO	TOTAL_RQST_TIME	0	0
MYSC	MYSSC	0	TOTAL_ROLLBACK_	TOTAL_RQST_TIME	0	0
MYSC	MYSSC	0	TOTAL_RUNSTATS_	TOTAL_RQST_TIME	0	0
MYSC	MYSSC	0	TOTAL_SECTION_P	TOTAL_RQST_TIME	7322	1
MYSC	MYSSC	0	TOTAL_WAIT_TIME	TOTAL_RQST_TIME	0	0
MYSC	MYSSC	0	TOTAL_SECTION_S	TOTAL_SECTION_P	0	0
MYSC	MYSSC	0	AGENT_WAIT_TIME	TOTAL_WAIT_TIME	0	0
MYSC	MYSSC	0	AUDIT_FILE_WRIT	TOTAL_WAIT_TIME	0	0
MYSC	MYSSC	0	AUDIT_SUBSYSTEM	TOTAL_WAIT_TIME	0	0
MYSC	MYSSC	0	DIAGLOG_WRITE_W	TOTAL_WAIT_TIME	0	0
MYSC	MYSSC	0	DIRECT_READ_TIM	TOTAL_WAIT_TIME	1204	17
MYSC	MYSSC	0	DIRECT_WRITE_TI	TOTAL_WAIT_TIME	0	0
MYSC	MYSSC	0	FCM_RECV_WAIT_T	TOTAL_WAIT_TIME	0	0
MYSC	MYSSC	0	FCM_SEND_WAIT_T	TOTAL_WAIT_TIME	0	0
MYSC	MYSSC	0	IPC_RECV_WAIT_T	TOTAL_WAIT_TIME	0	0
MYSC	MYSSC	0	IPC_SEND_WAIT_T	TOTAL_WAIT_TIME	0	0
MYSC	MYSSC	0	LOCK_WAIT_TIME	TOTAL_WAIT_TIME	0	0
MYSC	MYSSC	0	LOG_BUFFER_WAIT	TOTAL_WAIT_TIME	0	0
MYSC	MYSSC	0	LOG_DISK_WAIT_T	TOTAL_WAIT_TIME	523	2
MYSC	MYSSC	0	POOL_READ_TIME	TOTAL_WAIT_TIME	2432	7
MYSC	MYSSC	0	POOL_WRITE_TIME	TOTAL_WAIT_TIME	0	0
MYSC	MYSSC	0	TCPIP_RECV_WAIT	TOTAL_WAIT_TIME	523	1
MYSC	MYSSC	0	TCPIP_SEND_WAIT	TOTAL_WAIT_TIME	241	1
MYSC	MYSSC	0	WLM_QUEUE_TIME	TOTAL_WAIT_TIME	0	0
MYSC	MYSSC	0	CLIENT_IDLE_WAI	-	234	-
MYSC	MYSSC	0	TOTAL_RQST_TIME	-	13245	1

34 record(s) selected.

MON_FORMAT_XML_WAIT_TIMES_BY_ROW - Get formatted row-based output for wait times

The MON_FORMAT_XML_WAIT_TIMES_BY_ROW table function returns formatted row-based output for the wait times contained in an XML metrics document.

Syntax

```
►► MON_FORMAT_XML_WAIT_TIMES_BY_ROW (— xmldoc —) ►►
```

The schema is SYSPROC.

Table function parameters

xmldoc

An input argument of type BLOB(8M) that contains an XML document with either a `system_metrics` or `activity_metrics` element. XML documents with these elements can be obtained from the following sources:

- Returned by one of the MON_GET_*_DETAILS table functions.
- From the metrics column output by statistics and activity event monitors.
- From the formatted output of the unit of work, or package cache event monitors.

Authorization

One of the following authorities is required to execute the routine:

- EXECUTE privilege on the routine
- DATAACCESS authority
- DBADM authority
- SQLADM authority

Default PUBLIC privilege

None

Example

This example shows how to call the MON_FORMAT_XML_WAIT_TIMES_BY_ROW table function to return formatted row-based output from the XML document produced by the MON_GET_WORKLOAD_DETAILS table function. The output shows the metrics and their values for each workload.

```
SELECT SUBSTR(TFXML.WORKLOAD_NAME, 1, 13) AS WORKLOAD_NAME,
       SUBSTR(WAITS.METRIC_NAME, 1, 25) AS METRIC_NAME,
       WAITS.TOTAL_TIME_VALUE,
       WAITS.COUNT
FROM
  TABLE( MON_GET_WORKLOAD_DETAILS( NULL, -2 ) ) AS TFXML,
  TABLE( MON_FORMAT_XML_WAIT_TIMES_BY_ROW(
                                         TFXML.DETAILS
                                         ) ) AS WAITS
ORDER BY WAITS.TOTAL_TIME_VALUE DESC
```

The following is a partial listing of the output of this query.

WORKLOAD_NAME	METRIC_NAME	TOTAL_TIME_VALUE	COUNT
PAYROLL	CLIENT_IDLE_WAIT_TIME	2193672	174
FINANCE	CLIENT_IDLE_WAIT_TIME	738290	16
PAYROLL	DIRECT_READ_TIME	67892	81
FINANCE	DIRECT_READ_TIME	32343	8
FINANCE	LOCK_WAIT_TIME	8463	3
PAYROLL	LOCK_WAIT_TIME	55	1

Information returned

Column Name	Data Type	Description
METRIC_NAME	VARCHAR(128)	The unique identifier for the total time metric value.
TOTAL_TIME_VALUE	BIGINT	The total time value in milliseconds corresponding to metric_name.
COUNT	BIGINT	Number of occurrences of this type of interval.
PARENT_METRIC_NAME	VARCHAR(128)	The identifier of the parent total time metric whose value contains the total_time_value as a subset.

XML documents that contain an element of type *system_metrics* are generated from the following interfaces:

- MON_GET_CONNECTION_DETAILS
- MON_GET_SERVICE_SUBCLASS_DETAILS
- MON_GET_UNIT_OF_WORK_DETAILS
- MON_GET_WORKLOAD_DETAILS
- DETAILS_XML column from a STATISTICS event monitor
- METRICS column produced by EVMON_FORMAT_UE_TO_TABLES for the UNIT OF WORK event monitor
- XMLREPORT column of EVMON_FORMAT_UE_TO_XML for the UNIT OF WORK event monitor

See Table 102 on page 451 for the types of metrics and their parent metrics that are returned from the XML document in this case:

<i>Table 102. Metric names returned by MON_FORMAT_XML_WAIT_TIMES_BY_ROW for XML documents containing a system_metrics element type</i>		
Metric Name	Parent Metric Name	Description of metric or Monitor element
WLM_QUEUE_TIME_TOTAL	TOTAL_WAIT_TIME	wlm_queue_time_total - Workload manager total queue time
FCM_TQ_RECV_WAIT_TIME	FCM_RECV_WAIT_TIME	fcm_tq_recv_wait_time - FCM table queue received wait time
FCM_MESSAGE_RECV_WAIT_TIME	FCM_RECV_WAIT_TIME	fcm_message_recv_wait_time - FCM message received wait time
FCM_TQ_SEND_WAIT_TIME	FCM_SEND_WAIT_TIME	fcm_tq_send_wait_time - FCM table queue send wait time
FCM_MESSAGE_SEND_WAIT_TIME	FCM_SEND_WAIT_TIME	fcm_message_send_wait_time - FCM message send wait time
AGENT_WAIT_TIME	TOTAL_WAIT_TIME	agent_wait_time - Agent wait time
LOCK_WAIT_TIME	TOTAL_WAIT_TIME	lock_wait_time - Time waited on locks
DIRECT_READ_TIME	TOTAL_WAIT_TIME	direct_read_time - Direct read time
DIRECT_WRITE_TIME	TOTAL_WAIT_TIME	direct_write_time - Direct write time
LOG_BUFFER_WAIT_TIME	TOTAL_WAIT_TIME	log_buffer_wait_time - Log buffer wait time
LOG_DISK_WAIT_TIME	TOTAL_WAIT_TIME	log_disk_wait_time - Log disk wait time
TCPIP_RECV_WAIT_TIME	TOTAL_WAIT_TIME	tcPIP_recv_wait_time - TCP/IP received wait time
CLIENT_IDLE_WAIT_TIME	NULL	client_idle_wait_time - Client idle wait time
IPC_RECV_WAIT_TIME	TOTAL_WAIT_TIME	ipc_recv_wait_time - Interprocess communication received wait time
IPC_SEND_WAIT_TIME	TOTAL_WAIT_TIME	ipc_send_wait_time - Interprocess communication send wait time
TCPIP_SEND_WAIT_TIME	TOTAL_WAIT_TIME	tcPIP_send_wait_time - TCP/IP send wait time
POOL_WRITE_TIME	TOTAL_WAIT_TIME	pool_write_time - Total buffer pool physical write time
POOL_READ_TIME	TOTAL_WAIT_TIME	pool_read_time - Total buffer pool physical read time
AUDIT_FILE_WRITE_WAIT_TIME	TOTAL_WAIT_TIME	audit_file_write_wait_time - Audit file write wait time

Table 102. Metric names returned by MON_FORMAT_XML_WAIT_TIMES_BY_ROW for XML documents containing a system_metrics element type (continued)

Metric Name	Parent Metric Name	Description of metric or Monitor element
AUDIT_SUBSYSTEM_WAIT_TIME	TOTAL_WAIT_TIME	audit_subsystem_wait_time - Audit subsystem wait time
DIAGLOG_WRITE_WAIT_TIME	TOTAL_WAIT_TIME	diaglog_write_wait_time - Diagnostic log file write wait time
FCM_SEND_WAIT_TIME	TOTAL_WAIT_TIME	fcm_send_wait_time - FCM send wait time
FCM_RECV_WAIT_TIME	TOTAL_WAIT_TIME	fcm_recv_wait_time - FCM received wait time
TOTAL_WAIT_TIME	TOTAL_RQST_TIME	total_wait_time - Total wait time
LOCK_WAIT_TIME_GLOBAL	LOCK_WAIT_TIME	lock_wait_time_global - Lock wait time global
RECLAIM_WAIT_TIME	TOTAL_WAIT_TIME	reclaim_wait_time - Reclaim wait time
SPACEMAPPAGE_RECLAIM_WAIT_TIME	TOTAL_WAIT_TIME	spacemappage_reclaim_wait_time - Space map page reclaim wait time
CF_WAIT_TIME	TOTAL_WAIT_TIME	cf_wait_time - cluster caching facility wait time
EVMON_WAIT_TIME	TOTAL_WAIT_TIME	evmon_wait_time - Event monitor wait time
TOTAL_EXTENDED_LATCH_WAIT_TIME	TOTAL_WAIT_TIME	total_extended_latch_wait_time - Total extended latch wait time
PREFETCH_WAIT_TIME	TOTAL_WAIT_TIME	prefetch_wait_time - Time waited for prefetch
COMM_EXIT_WAIT_TIME	TOTAL_WAIT_TIME	comm_exit_wait_time - Communication buffer exit wait time monitor element
IDA_SEND_WAIT_TIME	TOTAL_WAIT_TIME	The total amount of time spent waiting to send data to an in-database analytics process.
IDA_RECV_WAIT_TIME	TOTAL_WAIT_TIME	The total amount of time spent waiting to receive data from an in-database analytics process.

XML documents that contain an element of type *activity_metrics* are generated from the following interfaces:

- MON_GET_ACTIVITY_DETAILS
- MON_GET_PKG_CACHE_STMT_DETAILS
- DETAILS_XML column from an ACTIVITY event monitor
- METRICS column produced by EVMON_FORMAT_UE_TO_TABLES for the PACKAGE CACHE event monitor
- XMLREPORT column of EVMON_FORMAT_UE_TO_XML for the PACKAGE CACHE event monitor

See Table 103 on page 452 for the types of metrics and their parent metrics that are returned from the XML document in this case:

Table 103. Metric names returned by MON_FORMAT_XML_WAIT_TIMES_BY_ROW for XML documents containing an activity_metrics element type

Metric Name	Parent Metric Name	Description or Monitor element
FCM_TQ_RECV_WAIT_TIME	FCM_RECV_WAIT_TIME	fcm_tq_recv_wait_time - FCM table queue received wait time
FCM_MESSAGE_RECV_WAIT_TIME	FCM_RECV_WAIT_TIME	fcm_message_recv_wait_time - FCM message received wait time

Table 103. Metric names returned by MON_FORMAT_XML_WAIT_TIMES_BY_ROW for XML documents containing an activity_metrics element type (continued)

Metric Name	Parent Metric Name	Description or Monitor element
FCM_TQ_SEND_WAIT_TIME	FCM_SEND_WAIT_TIME	fcm_tq_send_wait_time - FCM table queue send wait time
FCM_MESSAGE_SEND_WAIT_TIME	FCM_SEND_WAIT_TIME	fcm_message_send_wait_time - FCM message send wait time
LOCK_WAIT_TIME	TOTAL_ACT_WAIT_TIME	lock_wait_time - Time waited on locks
DIRECT_READ_TIME	TOTAL_ACT_WAIT_TIME	direct_read_time - Direct read time
DIRECT_WRITE_TIME	TOTAL_ACT_WAIT_TIME	direct_write_time - Direct write time
LOG_BUFFER_WAIT_TIME	TOTAL_ACT_WAIT_TIME	log_buffer_wait_time - Log buffer wait time
LOG_DISK_WAIT_TIME	TOTAL_ACT_WAIT_TIME	log_disk_wait_time - Log disk wait time
POOL_WRITE_TIME	TOTAL_ACT_WAIT_TIME	pool_write_time - Total buffer pool physical write time
POOL_READ_TIME	TOTAL_ACT_WAIT_TIME	pool_read_time - Total buffer pool physical read time
AUDIT_FILE_WRITE_WAIT_TIME	TOTAL_ACT_WAIT_TIME	audit_file_write_wait_time - Audit file write wait time
AUDIT_SUBSYSTEM_WAIT_TIME	TOTAL_ACT_WAIT_TIME	audit_subsystem_wait_time - Audit subsystem wait time
DIAGLOG_WRITE_WAIT_TIME	TOTAL_ACT_WAIT_TIME	diaglog_write_wait_time - Diagnostic log file write wait time
FCM_SEND_WAIT_TIME	TOTAL_ACT_WAIT_TIME	fcm_send_wait_time - FCM send wait time
FCM_RECV_WAIT_TIME	TOTAL_ACT_WAIT_TIME	fcm_recv_wait_time - FCM received wait time
TOTAL_ACT_WAIT_TIME	STMT_EXEC_TIME	total_act_wait_time - Total activity wait time
LOCK_WAIT_TIME_GLOBAL	LOCK_WAIT_TIME	lock_wait_time_global - Lock wait time global
RECLAIM_WAIT_TIME	TOTAL_ACT_WAIT_TIME	reclaim_wait_time - Reclaim wait time
SPACEMAPPAGE_RECLAIM_WAIT_TIME	TOTAL_ACT_WAIT_TIME	spacemappage_reclaim_wait_time - Space map page reclaim wait time
CF_WAIT_TIME	TOTAL_ACT_WAIT_TIME	cf_wait_time - cluster caching facility wait time
EVMON_WAIT_TIME	TOTAL_ACT_WAIT_TIME	evmon_wait_time - Event monitor wait time
TOTAL_EXTENDED_LATCH_WAIT_TIME	TOTAL_ACT_WAIT_TIME	total_extended_latch_wait_time - Total extended latch wait time
PREFETCH_WAIT_TIME	TOTAL_ACT_WAIT_TIME	prefetch_wait_time - Time waited for prefetch
WLM_QUEUE_TIME_TOTAL	NULL	wlm_queue_time_total - Workload manager total queue time
IDA_SEND_WAIT_TIME	TOTAL_WAIT_TIME	The total amount of time spent waiting to send data to an in-database analytics process.
IDA_RECV_WAIT_TIME	TOTAL_WAIT_TIME	The total amount of time spent waiting to receive data from an in-database analytics process.

MON_GET_ACTIVITY table function - Return a list of activities

The MON_GET_ACTIVITY function returns the list of all activities that were submitted by the specified application on the specified member and have not yet been completed.

Refer to [Table 104 on page 454](#) for a complete list of information that can be returned.

Authorization

One of the following authorizations is required:

- EXECUTE privilege on the routine
- DATAACCESS authority
- DBADM authority
- SQLADM authority
- WLMADM authority

Default PUBLIC privilege

None

Syntax

► MON_GET_ACTIVITY ((— application_handle — , — member —)) ◄

The schema is SYSPROC.

Routine parameters

application_handle

An input argument of type BIGINT that specifies an application handle for which a list of activities is to be returned. If the argument is null, the data is retrieved for all the applications in the database.

member

An input argument of type INTEGER that specifies a valid member number in the same instance as the currently connected database. Specify -1 for the current member, or -2 for all active members. If the null value is specified, -1 is set implicitly.

Information returned

Column name	Data type	Description
APPLICATION_HANDLE	BIGINT	application_handle - Application handle monitor element
DBPARTITIONNUM	SMALLINT	dbpartitionnum - Database partition number monitor element
COORD_PARTITION_NUM	SMALLINT	coord_partition_num - Coordinator partition number monitor element
LOCAL_START_TIME	TIMESTAMP	local_start_time - Local start time monitor element
UOW_ID	INTEGER	uow_id - Unit of work ID monitor element
ACTIVITY_ID	INTEGER	activity_id - Activity ID monitor element
PARENT_UOW_ID	INTEGER	parent_uow_id - Parent unit of work ID monitor element
PARENT_ACTIVITY_ID	INTEGER	parent_activity_id - Parent activity ID monitor element
ACTIVITY_STATE	VARCHAR(32)	activity_state - Activity state monitor element

Table 104. Information returned by the MON_GET_ACTIVITY routine (continued)

Column name	Data type	Description
ACTIVITY_TYPE	VARCHAR(32)	activity_type - Activity type monitor element Possible values are as follows: <ul style="list-style-type: none"> • CALL • DDL • LOAD • OTHER • READ_DML • WRITE_DML
NESTING_LEVEL	INTEGER	nesting_level - Nesting level monitor element
INVOCATION_ID	INTEGER	invocation_id - Invocation ID monitor element
ROUTINE_ID	INTEGER	routine_id - Routine ID monitor element
UTILITY_ID	INTEGER	utility_id - Utility ID monitor element
SERVICE_CLASS_ID	INTEGER	service_class_id - Service class ID monitor element
DATABASE_WORK_ACTION_SET_ID	INTEGER	db_work_action_set_id - Database work action set ID monitor element One of the following values: <ul style="list-style-type: none"> • If this activity has been categorized into a work class of database scope, the value is the ID of the work class set of which this work class is a member. • If this activity has not been categorized into a work class of database scope, the value is null.
DATABASE_WORK_CLASS_ID	INTEGER	db_work_class_id - Database work class ID monitor element One of the following values: <ul style="list-style-type: none"> • If this activity has been categorized into a work class of database scope, the value is the ID of the work class. • If this activity has not been categorized into a work class of database scope, the value is null.
SERVICE_CLASS_WORK_ACTION_SET_ID	INTEGER	service_class_work_action_set_id - Service class work action set ID monitor element monitor element One of the following values: <ul style="list-style-type: none"> • If this activity has been categorized into a work class of service class scope, the value is the ID of the work action set associated with the work class set to which the work class belongs. • If this activity has not been categorized into a work class of service class scope, the value is null.
SERVICE_CLASS_WORK_CLASS_ID	INTEGER	service_class_work_class_id - Service class work class ID monitor element monitor element One of the following values: <ul style="list-style-type: none"> • If this activity has been categorized into a work class of service class scope, the value is the ID of the work class assigned to this activity. • If this activity has not been categorized into a work class of service class scope, the value is null.
EXECUTABLE_ID	VARCHAR(32) FOR BIT DATA	executable_id - Executable ID monitor element
TOTAL_CPU_TIME	BIGINT	total_cpu_time - Total CPU time

<i>Table 104. Information returned by the MON_GET_ACTIVITY routine (continued)</i>		
Column name	Data type	Description
ROWS_READ	BIGINT	rows_read - Rows read
ROWS_RETURNED	BIGINT	rows_returned - Rows returned
QUERY_COST_ESTIMATE	BIGINT	query_cost_estimate - Query cost estimate
DIRECT_READS	BIGINT	direct_reads - Direct reads from database
DIRECT_WRITES	BIGINT	direct_writes - Direct writes to database
ENTRY_TIME	TIMESTAMP	entry_time - Entry time
MEMBER	SMALLINT	member - Database member monitor element
COORD_MEMBER	SMALLINT	coord_member - Coordinator member monitor element
PACKAGE_SCHEMA	VARCHAR(128)	package_schema - Package schema
PACKAGE_NAME	VARCHAR(128)	package_name - Package name
PACKAGE_VERSION_ID	VARCHAR(64)	package_version_id - Package version
SECTION_NUMBER	BIGINT	section_number - Section number
STMTNO	INTEGER	stmtno - Statement number monitor element
APPL_ID	VARCHAR(128)	appl_id - Application ID monitor element
CLIENT_ACCTNG	VARCHAR(255)	client_acctng - Client accounting string monitor element
CLIENT_APPLNAME	VARCHAR(255)	client_applname - Client application name monitor element
CLIENT_USERID	VARCHAR(255)	client_userid - Client user ID monitor element
CLIENT_WRKSTNNAME	VARCHAR(255)	client_wrkstnname - Client workstation name monitor element
EFFECTIVE_ISOLATION	CHAR(2)	effective_isolation - Effective isolation monitor element
EFFECTIVE_LOCK_TIMEOUT	BIGINT	effective_lock_timeout - Effective lock timeout monitor element
EFFECTIVE_QUERY_DEGREE	BIGINT	effective_query_degree - Effective query degree monitor element
ACTIVITYTOTALTIME_THRESHOLD_ID	INTEGER	activitytotaltime_threshold_id - Activity total time threshold ID monitor element
ACTIVITYTOTALTIME_THRESHOLD_VALUE	BIGINT	activitytotaltime_threshold_value - Activity total time threshold value monitor element
ACTIVITYTOTALTIME_THRESHOLD_VIOLATED	SMALLINT	activitytotaltime_threshold_violated - Activity total time threshold violated monitor element
AGGSQLTEMPSPACE_THRESHOLD_ID	INTEGER	aggsqltempespace_threshold_id - Aggregate SQL temporary space threshold ID monitor element
AGGSQLTEMPSPACE_THRESHOLD_VALUE	BIGINT	aggsqltempespace_threshold_value - AggSQL temporary space threshold value monitor element
AGGSQLTEMPSPACE_THRESHOLD_VIOLATED	SMALLINT	aggsqltempespace_threshold_violated - AggSQL temporary space threshold violated monitor element
CONCURRENTDBCOORDACTIVITIES_DB_THRESHOLD_ID	INTEGER	concurrentdbcoordactivities_db_threshold_id - Concurrent database coordinator activities database threshold ID monitor element

Table 104. Information returned by the MON_GET_ACTIVITY routine (continued)

Column name	Data type	Description
CONCURRENTDBCOORDACTIVITIES_DB_THRESHOLD_QUEUED	SMALLINT	concurrentdbcoordactivities_db_threshold_queued - Concurrent database coordinator activities database threshold queued monitor element
CONCURRENTDBCOORDACTIVITIES_DB_THRESHOLD_VALUE	BIGINT	concurrentdbcoordactivities_db_threshold_value - Concurrent database coordinator activities database threshold value monitor element
CONCURRENTDBCOORDACTIVITIES_DB_THRESHOLD_VIOLATED	SMALLINT	concurrentdbcoordactivities_db_threshold_violated - Concurrent database coordinator activities database threshold violated monitor element
CONCURRENTDBCOORDACTIVITIES_SUBCLASS_THRESHOLD_ID	INTEGER	concurrentdbcoordactivities_subclass_threshold_id - Concurrent database coordinator activities service subclass threshold ID monitor element
CONCURRENTDBCOORDACTIVITIES_SUBCLASS_THRESHOLD_QUEUED	SMALLINT	concurrentdbcoordactivities_subclass_threshold_queued - Concurrent database coordinator activities service subclass threshold queued monitor element
CONCURRENTDBCOORDACTIVITIES_SUBCLASS_THRESHOLD_VALUE	BIGINT	concurrentdbcoordactivities_subclass_threshold_value - Concurrent database coordinator activities service subclass threshold value monitor element
CONCURRENTDBCOORDACTIVITIES_SUBCLASS_THRESHOLD_VIOLATED	SMALLINT	concurrentdbcoordactivities_subclass_threshold_violated - Concurrent database coordinator activities service subclass threshold violated monitor element
CONCURRENTDBCOORDACTIVITIES_SUPERCLASS_THRESHOLD_ID	INTEGER	concurrentdbcoordactivities_superclass_threshold_id - Concurrent database coordinator activities service superclass threshold ID monitor element
CONCURRENTDBCOORDACTIVITIES_SUPERCLASS_THRESHOLD_QUEUED	SMALLINT	concurrentdbcoordactivities_superclass_threshold_queued - Concurrent database coordinator activities service superclass threshold queued monitor element
CONCURRENTDBCOORDACTIVITIES_SUPERCLASS_THRESHOLD_VALUE	BIGINT	concurrentdbcoordactivities_superclass_threshold_value - Concurrent database coordinator activities service superclass threshold value monitor element
CONCURRENTDBCOORDACTIVITIES_SUPERCLASS_THRESHOLD_VIOLATED	SMALLINT	concurrentdbcoordactivities_superclass_threshold_violated - Concurrent database coordinator activities service superclass threshold violated monitor element
CONCURRENTDBCOORDACTIVITIES_WL_WAS_THRESHOLD_ID	INTEGER	concurrentdbcoordactivities_wl_was_threshold_id - Concurrent database coordinator activities workload work action set threshold ID monitor element
CONCURRENTDBCOORDACTIVITIES_WL_WAS_THRESHOLD_QUEUED	SMALLINT	concurrentdbcoordactivities_wl_was_threshold_queued - Concurrent database coordinator activities workload work action set threshold queued monitor element
CONCURRENTDBCOORDACTIVITIES_WL_WAS_THRESHOLD_VALUE	BIGINT	concurrentdbcoordactivities_wl_was_threshold_value - Concurrent database coordinator activities workload work action set threshold value monitor element

Table 104. Information returned by the MON_GET_ACTIVITY routine (continued)		
Column name	Data type	Description
CONCURRENTDBCOORDACTIVITIES_WL_WAS_THRESHOLD_VIOLATED	SMALLINT	concurrentdbcoordactivities_wl_was_threshold_violated - Concurrent database coordinator activities workload work action set threshold violated monitor element
CONCURRENTDBCOORDACTIVITIES_WORK_ACTION_SET_THRESHOLD_ID	INTEGER	concurrentdbcoordactivities_work_action_set_threshold_id - Concurrent database coordinator activities work action set threshold ID monitor element
CONCURRENTDBCOORDACTIVITIES_WORK_ACTION_SET_THRESHOLD_QUEUED	SMALLINT	concurrentdbcoordactivities_work_action_set_threshold_queued - Concurrent database coordinator activities work action set threshold queued monitor element
CONCURRENTDBCOORDACTIVITIES_WORK_ACTION_SET_THRESHOLD_VALUE	BIGINT	concurrentdbcoordactivities_work_action_set_threshold_value - Concurrent database coordinator activities work action set threshold value monitor element
CONCURRENTDBCOORDACTIVITIES_WORK_ACTION_SET_THRESHOLD_VIOLATED	SMALLINT	concurrentdbcoordactivities_work_action_set_threshold_violated - Concurrent database coordinator activities work action set threshold violated monitor element
CONCURRENTWORKLOADACTIVITIES_THRESHOLD_ID	INTEGER	concurrentworkloadactivities_threshold_id - Concurrent workload activities threshold ID monitor element
CONCURRENTWORKLOADACTIVITIES_THRESHOLD_VALUE	BIGINT	concurrentworkloadactivities_threshold_value - Concurrent workload activities threshold value monitor element
CONCURRENTWORKLOADACTIVITIES_THRESHOLD_VIOLATED	SMALLINT	concurrentworkloadactivities_threshold_violated - Concurrent workload activities threshold violated monitor element
CPUTIME_THRESHOLD_ID	INTEGER	cputime_threshold_id - CPU time threshold ID monitor element
CPUTIME_THRESHOLD_VALUE	BIGINT	cputime_threshold_value - CPU time threshold value monitor element
CPUTIME_THRESHOLD_VIOLATED	SMALLINT	cputime_threshold_violated - CPU time threshold violated monitor element
CPUTIMEINSC_THRESHOLD_ID	INTEGER	cputimeinsc_threshold_id - CPU time in service class threshold ID monitor element
CPUTIMEINSC_THRESHOLD_VALUE	BIGINT	cputimeinsc_threshold_value - CPU time in service class threshold value monitor element
CPUTIMEINSC_THRESHOLD_VIOLATED	SMALLINT	cputimeinsc_threshold_violated - CPU time in service class threshold violated monitor element
DATATAGINSC_THRESHOLD_ID	INTEGER	datataginsc_threshold_id - Data tag in service class threshold (IN condition) ID monitor element
DATATAGINSC_THRESHOLD_VALUE	VARCHAR(32)	datataginsc_threshold_value - Data tag in service class threshold (IN condition) value monitor element
DATATAGINSC_THRESHOLD_VIOLATED	SMALLINT	datataginsc_threshold_violated - Data tag in service class threshold (IN condition) violated monitor element
DATATAGNOTINSC_THRESHOLD_ID	INTEGER	datatagnotinsc_threshold_id - Data tag in service class threshold (NOT IN condition) ID monitor element
DATATAGNOTINSC_THRESHOLD_VALUE	VARCHAR(32)	datatagnotinsc_threshold_value - Data tag in service class threshold (NOT IN condition) value monitor element

<i>Table 104. Information returned by the MON_GET_ACTIVITY routine (continued)</i>		
Column name	Data type	Description
DATATAGNOTINSC_THRESHOLD_VIOLATED	SMALLINT	datatagnotinsc_threshold_violated - Data tag in service class threshold (NOT IN condition) violated monitor element
ESTIMATEDSQLCOST_THRESHOLD_ID	INTEGER	estimatedsqlcost_threshold_id - Estimated SQL cost threshold ID monitor element
ESTIMATEDSQLCOST_THRESHOLD_VALUE	BIGINT	estimatedsqlcost_threshold_value - Estimated SQL cost threshold value monitor element
ESTIMATEDSQLCOST_THRESHOLD_VIOLATED	SMALLINT	estimatedsqlcost_threshold_violated - Estimated SQL cost threshold violated monitor element
LAST_REFERENCE_TIME	TIMESTAMP	last_reference_time - Last reference time monitor element
QUERY_DATA_TAG_LIST	VARCHAR(32)	query_data_tag_list - Estimated query data tag list monitor element
QUERY_ACTUAL_DEGREE	INTEGER	query_actual_degree - Actual runtime degree of intrapartition parallelism monitor element
SQLROWSREAD_THRESHOLD_ID	INTEGER	sqlrowsread_threshold_id - SQL rows read threshold ID monitor element
SQLROWSREAD_THRESHOLD_VALUE	BIGINT	sqlrowsread_threshold_value - SQL rows read threshold value monitor element
SQLROWSREAD_THRESHOLD_VIOLATED	SMALLINT	sqlrowsread_threshold_violated - SQL rows read threshold violated monitor element
SQLROWSREADINSC_THRESHOLD_ID	INTEGER	sqlrowsreadinsc_threshold_id - SQL rows read in service class threshold ID monitor element
SQLROWSREADINSC_THRESHOLD_VALUE	BIGINT	sqlrowsreadinsc_threshold_value - SQL rows read in service class threshold value monitor element
SQLROWSREADINSC_THRESHOLD_VIOLATED	SMALLINT	sqlrowsreadinsc_threshold_violated - SQL rows read in service class threshold violated monitor element
SQLROWSRETURNED_THRESHOLD_ID	INTEGER	sqlrowsreturned_threshold_id - SQL rows read returned threshold ID monitor element
SQLROWSRETURNED_THRESHOLD_VALUE	BIGINT	sqlrowsreturned_threshold_value - SQL rows read returned threshold value monitor element
SQLROWSRETURNED_THRESHOLD_VIOLATED	SMALLINT	sqlrowsreturned_threshold_violated - SQL rows read returned threshold violated monitor element
SQLTEMPSPACE_THRESHOLD_ID	INTEGER	sqltempespace_threshold_id - SQL temporary space threshold ID monitor element
SQLTEMPSPACE_THRESHOLD_VALUE	BIGINT	sqltempespace_threshold_value - SQL temporary space threshold value monitor element
SQLTEMPSPACE_THRESHOLD_VIOLATED	SMALLINT	sqltempespace_threshold_violated - SQL temporary space threshold violated monitor element
WL_WORK_ACTION_SET_ID	INTEGER	wl_work_action_set_id - Workload work action set identifier monitor element
WL_WORK_CLASS_ID	INTEGER	wl_work_class_id - Workload work class identifier monitor element
STMT_TEXT	CLOB(2M)	stmt_text - SQL statement text monitor element
EFF_STMT_TEXT	CLOB(2M)	eff_stmt_text - Effective statement text monitor element
IS_SYSTEM_APPL	SMALLINT	is_system_appl - Is System Application monitor element
NUM_AGENTS	BIGINT	num_agents - Number of Agents Working on a Statement monitor element

<i>Table 104. Information returned by the MON_GET_ACTIVITY routine (continued)</i>		
Column name	Data type	Description
AGENTS_TOP	BIGINT	agents_top - Number of Agents Created monitor element
QUERY_CARD_ESTIMATE	BIGINT	query_card_estimate - Query Number of Rows Estimate monitor element
UTILITY_INVOCATION_ID	VARCHAR(32) FOR BIT DATA	utility_invocation_id - Utility invocation ID monitor element
STMT_PKG_CACHE_ID	BIGINT	stmt_pkgcache_id - Statement package cache identifier monitor element
INTRA_PARALLEL_STATE	VARCHAR(3)	intra_parallel_state - Current state of intrapartition parallelism monitor element
NUM_ROUTINES	BIGINT	num_routines - Number of routines monitor element
TOTAL_ACT_TIME	BIGINT	total_act_time - Total activity time monitor element
TOTAL_ACT_WAIT_TIME	BIGINT	total_act_wait_time - Total activity wait time monitor element
POOL_READ_TIME	BIGINT	pool_read_time - Total buffer pool physical read time monitor element
POOL_WRITE_TIME	BIGINT	pool_write_time - Total buffer pool physical write time monitor element
DIRECT_READ_TIME	BIGINT	direct_read_time - Direct read time monitor element
DIRECT_WRITE_TIME	BIGINT	direct_write_time - Direct write time monitor element
LOCK_WAIT_TIME	BIGINT	lock_wait_time - Time waited on locks monitor element
TOTAL_SECTION_SORT_TIME	BIGINT	total_section_sort_time - Total section sort time monitor element
TOTAL_SECTION_SORT_PROC_TIME	BIGINT	total_section_sort_proc_time - Total section sort processing time monitor element
TOTAL_SECTION_SORTS	BIGINT	total_section_sorts - Total section sorts monitor element
LOCK_ESCALS	BIGINT	lock_escals - Number of lock escalations monitor element
LOCK_WAITS	BIGINT	lock_waits - Lock waits monitor element
ROWS_MODIFIED	BIGINT	rows_modified - Rows modified monitor element
DIRECT_READ_REQS	BIGINT	direct_read_reqs - Direct read requests monitor element
DIRECT_WRITE_REQS	BIGINT	direct_write_reqs - Direct write requests monitor element
POOL_DATA_L_READS	BIGINT	pool_data_l_reads - Buffer pool data logical reads monitor element
POOL_TEMP_DATA_L_READS	BIGINT	pool_temp_data_l_reads - Buffer pool temporary data logical reads monitor element
POOL_XDA_L_READS	BIGINT	pool_xda_l_reads - Buffer pool XDA data logical reads monitor element
POOL_TEMP_XDA_L_READS	BIGINT	pool_temp_xda_l_reads - Buffer pool temporary XDA data logical reads monitor element
POOL_INDEX_L_READS	BIGINT	pool_index_l_reads - Buffer pool index logical reads monitor element
POOL_TEMP_INDEX_L_READS	BIGINT	pool_temp_index_l_reads - Buffer pool temporary index logical reads monitor element

<i>Table 104. Information returned by the MON_GET_ACTIVITY routine (continued)</i>		
Column name	Data type	Description
POOL_DATA_P_READS	BIGINT	pool_data_p_reads - Buffer pool data physical reads monitor element
POOL_TEMP_DATA_P_READS	BIGINT	pool_temp_data_p_reads - Buffer pool temporary data physical reads monitor element
POOL_XDA_P_READS	BIGINT	pool_xda_p_reads - Buffer pool XDA data physical reads monitor element
POOL_TEMP_XDA_P_READS	BIGINT	pool_temp_xda_p_reads - Buffer pool temporary XDA data physical reads monitor element
POOL_INDEX_P_READS	BIGINT	pool_index_p_reads - Buffer pool index physical reads monitor element
POOL_TEMP_INDEX_P_READS	BIGINT	pool_temp_index_p_reads - Buffer pool temporary index physical reads monitor element
POOL_DATA_WRITES	BIGINT	pool_data_writes - Buffer pool data writes monitor element
POOL_XDA_WRITES	BIGINT	pool_xda_writes - Buffer pool XDA data writes monitor element
POOL_INDEX_WRITES	BIGINT	pool_index_writes - Buffer pool index writes monitor element
TOTAL_SORTS	BIGINT	total_sorts - Total sorts monitor element
POST_THRESHOLD_SORTS	BIGINT	post_threshold_sorts - Post threshold sorts monitor element
POST_SHRTHRESHOLD_SORTS	BIGINT	post_shrthreshold_sorts - Post shared threshold sorts monitor element
SORT_OVERFLOWS	BIGINT	sort_overflows - Sort overflows monitor element
WLM_QUEUE_TIME_TOTAL	BIGINT	wlm_queue_time_total - Workload manager total queue time monitor element
WLM_QUEUE_ASSIGNMENTS_TOTAL	BIGINT	wlm_queue_assignments_total - Workload manager total queue assignments monitor element
DEADLOCKS	BIGINT	deadlocks - Deadlocks detected monitor element
FCM_RECV_VOLUME	BIGINT	fcm_recv_volume - FCM received volume monitor element
FCM_RECVS_TOTAL	BIGINT	fcm_recvs_total - FCM receives total monitor element
FCM_SEND_VOLUME	BIGINT	fcm_send_volume - FCM send volume monitor element
FCM_SENDS_TOTAL	BIGINT	fcm_sends_total - FCM sends total monitor element
FCM_RECV_WAIT_TIME	BIGINT	fcm_recv_wait_time - FCM received wait time monitor element
FCM_SEND_WAIT_TIME	BIGINT	fcm_send_wait_time - FCM send wait time monitor element
LOCK_TIMEOUTS	BIGINT	lock_timeouts - Number of lock timeouts monitor element
LOG_BUFFER_WAIT_TIME	BIGINT	log_buffer_wait_time - Log buffer wait time monitor element
NUM_LOG_BUFFER_FULL	BIGINT	num_log_buffer_full - Number of times full log buffer caused agents to wait monitor element
LOG_DISK_WAIT_TIME	BIGINT	log_disk_wait_time - Log disk wait time monitor element
LOG_DISK_WAITS_TOTAL	BIGINT	log_disk_waits_total - Total log disk waits monitor element

<i>Table 104. Information returned by the MON_GET_ACTIVITY routine (continued)</i>		
Column name	Data type	Description
TOTAL_ROUTINE_TIME	BIGINT	total_routine_time - Total routine time monitor element
TOTAL_ROUTINE_INVOCATIONS	BIGINT	total_routine_invocations - Total routine invocations monitor elements
COORD_STMT_EXEC_TIME	BIGINT	coord_stmt_exec_time - Execution time for statement by coordinator agent monitor element
STMT_EXEC_TIME	BIGINT	stmt_exec_time - Statement execution time monitor element
TOTAL_SECTION_TIME	BIGINT	total_section_time - Total section time monitor element
TOTAL_SECTION_PROC_TIME	BIGINT	total_section_proc_time - Total section processing time monitor element
TOTAL_ROUTINE_NON_SECT_TIME	BIGINT	total_routine_non_sect_time - Non-section routine execution time monitor elements
TOTAL_ROUTINE_NON_SECT_PROC_TIME	BIGINT	total_routine_non_sect_proc_time - Non-section processing time monitor element
LOCK_WAITS_GLOBAL	BIGINT	lock_waits_global - Lock waits global monitor element
LOCK_WAIT_TIME_GLOBAL	BIGINT	lock_wait_time_global - Lock wait time global monitor element
LOCK_TIMEOUTS_GLOBAL	BIGINT	lock_timeouts_global - Lock timeouts global monitor element
LOCK_ESCALS_MAXLOCKS	BIGINT	lock_escals_maxlocks - Number of maxlocks lock escalations monitor element
LOCK_ESCALS_LOCKLIST	BIGINT	lock_escals_locklist - Number of locklist lock escalations monitor element
LOCK_ESCALS_GLOBAL	BIGINT	lock_escals_global - Number of global lock escalations monitor element
RECLAIM_WAIT_TIME	BIGINT	reclaim_wait_time - Reclaim wait time monitor element
SPACEMAPPAGE_RECLAIM_WAIT_TIME	BIGINT	spacemappage_reclaim_wait_time - Space map page reclaim wait time monitor element
CF_WAITS	BIGINT	cf_waits - Number of cluster caching facility waits monitor element
CF_WAIT_TIME	BIGINT	cf_wait_time - cluster caching facility wait time monitor element
POOL_DATA_GBP_L_READS	BIGINT	pool_data_gbp_l_reads - Group buffer pool data logical reads monitor element
POOL_DATA_GBP_P_READS	BIGINT	pool_data_gbp_p_reads - Group buffer pool data physical reads monitor element
POOL_DATA_LBP_PAGES_FOUND	BIGINT	pool_data_lbp_pages_found - Local buffer pool found data pages monitor element
POOL_DATA_GBP_INVALID_PAGES	BIGINT	pool_data_gbp_invalid_pages - Group buffer pool invalid data pages monitor element
POOL_INDEX_GBP_L_READS	BIGINT	pool_index_gbp_l_reads - Group buffer pool index logical reads monitor element
POOL_INDEX_GBP_P_READS	BIGINT	pool_index_gbp_p_reads - Group buffer pool index physical reads monitor elements
POOL_INDEX_LBP_PAGES_FOUND	BIGINT	pool_index_lbp_pages_found - Local buffer pool index pages found monitor element

<i>Table 104. Information returned by the MON_GET_ACTIVITY routine (continued)</i>		
Column name	Data type	Description
POOL_INDEX_GBP_INVALID_PAGES	BIGINT	pool_index_gbp_invalid_pages - Group buffer pool invalid index pages monitor element
POOL_XDA_GBP_L_READS	BIGINT	pool_xda_gbp_l_reads - Group buffer pool XDA data logical read requests monitor element
POOL_XDA_GBP_P_READS	BIGINT	pool_xda_gbp_p_reads - Group buffer pool XDA data physical read requests monitor element
POOL_XDA_LBP_PAGES_FOUND	BIGINT	pool_xda_lbp_pages_found - Local buffer pool XDA data pages found monitor element
POOL_XDA_GBP_INVALID_PAGES	BIGINT	pool_xda_gbp_invalid_pages - Group buffer pool invalid XDA data pages monitor element
AUDIT_EVENTS_TOTAL	BIGINT	audit_events_total - Total audit events monitor element
AUDIT_FILE_WRITES_TOTAL	BIGINT	audit_file_writes_total - Total audit files written monitor element
AUDIT_FILE_WRITE_WAIT_TIME	BIGINT	audit_file_write_wait_time - Audit file write wait time monitor element
AUDIT_SUBSYSTEM_WAITS_TOTAL	BIGINT	audit_subsystem_waits_total - Total audit subsystem waits monitor element
AUDIT_SUBSYSTEM_WAIT_TIME	BIGINT	audit_subsystem_wait_time - Audit subsystem wait time monitor element
DIAGLOG_WRITES_TOTAL	BIGINT	diaglog_writes_total - Total diagnostic log file writes monitor element
DIAGLOG_WRITE_WAIT_TIME	BIGINT	diaglog_write_wait_time - Diagnostic log file write wait time monitor element
FCM_MESSAGE_RECVS_TOTAL	BIGINT	fcm_message_recvs_total - Total FCM message receives monitor element
FCM_MESSAGE_RECV_VOLUME	BIGINT	fcm_message_recv_volume - FCM message received volume monitor element
FCM_MESSAGE_RECV_WAIT_TIME	BIGINT	fcm_message_recv_wait_time - FCM message received wait time monitor element
FCM_MESSAGE_SENDS_TOTAL	BIGINT	fcm_message_sends_total - Total FCM message sends monitor element
FCM_MESSAGE_SEND_VOLUME	BIGINT	fcm_message_send_volume - FCM message send volume monitor element
FCM_MESSAGE_SEND_WAIT_TIME	BIGINT	fcm_message_send_wait_time - FCM message send wait time monitor element
FCM_TQ_RECVS_TOTAL	BIGINT	fcm_tq_recvs_total - FCM table queue receives total monitor element
FCM_TQ_RECV_VOLUME	BIGINT	fcm_tq_recv_volume - FCM table queue received volume monitor element
FCM_TQ_RECV_WAIT_TIME	BIGINT	fcm_tq_recv_wait_time - FCM table queue received wait time monitor element
FCM_TQ_SENDS_TOTAL	BIGINT	fcm_tq_sends_total - FCM table queue send total monitor element
FCM_TQ_SEND_VOLUME	BIGINT	fcm_tq_send_volume - FCM table queue send volume monitor element
FCM_TQ_SEND_WAIT_TIME	BIGINT	fcm_tq_send_wait_time - FCM table queue send wait time monitor element
NUM_LW_THRESH_EXCEEDED	BIGINT	num_lw_thresh_exceeded - Number of lock wait thresholds exceeded monitor element

<i>Table 104. Information returned by the MON_GET_ACTIVITY routine (continued)</i>		
Column name	Data type	Description
THRESH_VIOLATIONS	BIGINT	thresh_violations - Number of threshold violations monitor element
TOTAL_APP_SECTION_EXECUTIONS	BIGINT	total_app_section_executions - Total application section executions monitor element
TOTAL_ROUTINE_USER_CODE_PROC_TIME	BIGINT	total_routine_user_code_proc_time - Total routine user code processing time monitor element
TOTAL_ROUTINE_USER_CODE_TIME	BIGINT	total_routine_user_code_time - Total routine user code time monitor element
TQ_TOT_SEND_SPILLS	BIGINT	tq_tot_send_spills - Total number of table queue buffers overflowed monitor element
EVMON_WAIT_TIME	BIGINT	evmon_wait_time - Event monitor wait time monitor element
EVMON_WAITS_TOTAL	BIGINT	evmon_waits_total - Event monitor total waits monitor element
TOTAL_EXTENDED_LATCH_WAIT_TIME	BIGINT	total_extended_latch_wait_time - Total extended latch wait time monitor element
TOTAL_EXTENDED_LATCH_WAITS	BIGINT	total_extended_latch_waits - Total extended latch waits monitor element
TOTAL_DISP_RUN_QUEUE_TIME	BIGINT	total_disp_run_queue_time - Total dispatcher run queue time monitor element
TOTAL_PEDS	BIGINT	total_peds - Total partial early distincts monitor element
DISABLED_PEDS	BIGINT	disabled_peds - Disabled partial early distincts monitor element
POST_THRESHOLD_PEDS	BIGINT	post_threshold_peds - Partial early distincts threshold monitor element
TOTAL_PEAS	BIGINT	total_peas - Total partial early aggregations monitor element
POST_THRESHOLD_PEAS	BIGINT	post_threshold_peas - Partial early aggregation threshold monitor element
TQ_SORT_HEAP_REQUESTS	BIGINT	tq_sort_heap_requests - Table queue sort heap requests monitor element
TQ_SORT_HEAP_REJECTIONS	BIGINT	tq_sort_heap_rejections - Table queue sort heap rejections monitor element
POOL_QUEUED_ASYNC_DATA_REQS	BIGINT	pool_queued_async_data_reqs - Data prefetch requests monitor element
POOL_QUEUED_ASYNC_INDEX_REQS	BIGINT	pool_queued_async_index_reqs - Index prefetch requests monitor element
POOL_QUEUED_ASYNC_XDA_REQS	BIGINT	pool_queued_async_xda_reqs - XDA prefetch requests monitor element
POOL_QUEUED_ASYNC_TEMP_DATA_REQS	BIGINT	pool_queued_async_temp_data_reqs - Data prefetch requests for temporary table spaces monitor element
POOL_QUEUED_ASYNC_TEMP_INDEX_REQS	BIGINT	pool_queued_async_temp_index_reqs - Index prefetch requests for temporary table spaces monitor element
POOL_QUEUED_ASYNC_TEMP_XDA_REQS	BIGINT	pool_queued_async_temp_xda_reqs - XDA data prefetch requests for temporary table spaces monitor element
POOL_QUEUED_ASYNC_OTHER_REQS	BIGINT	pool_queued_async_other_reqs - Other requests handled by prefetchers monitor element

<i>Table 104. Information returned by the MON_GET_ACTIVITY routine (continued)</i>		
Column name	Data type	Description
POOL_QUEUED_ASYNC_DATA_PAGES	BIGINT	pool_queued_async_data_pages - Data pages prefetch requests monitor element
POOL_QUEUED_ASYNC_INDEX_PAGES	BIGINT	pool_queued_async_index_pages - Index pages prefetch requests monitor element
POOL_QUEUED_ASYNC_XDA_PAGES	BIGINT	pool_queued_async_xda_pages - XDA pages prefetch requests monitor element
POOL_QUEUED_ASYNC_TEMP_DATA_PAGES	BIGINT	pool_queued_async_temp_data_pages - Data pages prefetch requests for temporary table spaces monitor element
POOL_QUEUED_ASYNC_TEMP_INDEX_PAGES	BIGINT	pool_queued_async_temp_index_pages - Index pages prefetch requests for temporary table spaces monitor element
POOL_QUEUED_ASYNC_TEMP_XDA_PAGES	BIGINT	pool_queued_async_temp_xda_pages - XDA data pages prefetch requests for temporary table spaces monitor element
POOL_FAILED_ASYNC_DATA_REQS	BIGINT	pool_failed_async_data_reqs - Failed data prefetch requests monitor element
POOL_FAILED_ASYNC_INDEX_REQS	BIGINT	pool_failed_async_index_reqs - Failed index prefetch requests monitor element
POOL_FAILED_ASYNC_XDA_REQS	BIGINT	pool_failed_async_xda_reqs - Failed XDA prefetch requests monitor element
POOL_FAILED_ASYNC_TEMP_DATA_REQS	BIGINT	pool_failed_async_temp_data_reqs - Failed data prefetch requests for temporary table spaces monitor element
POOL_FAILED_ASYNC_TEMP_INDEX_REQS	BIGINT	pool_failed_async_temp_index_reqs - Failed index prefetch requests for temporary table spaces monitor element
POOL_FAILED_ASYNC_TEMP_XDA_REQS	BIGINT	pool_failed_async_temp_xda_reqs - Failed XDA prefetch requests for temporary table spaces monitor element
POOL_FAILED_ASYNC_OTHER_REQS	BIGINT	pool_failed_async_other_reqs - Failed non-prefetch requests monitor element
PREFETCH_WAIT_TIME	BIGINT	prefetch_wait_time - Time waited for prefetch monitor element
PREFETCH_WAITS	BIGINT	prefetch_waits - Prefetcher wait count monitor element
POOL_DATA_GBP_INDEP_PAGES_FOUND_IN_LBP	BIGINT	pool_data_gbp_indep_pages_found_in_lbp - Group buffer pool independent data pages found in local buffer pool monitor element
POOL_INDEX_GBP_INDEP_PAGES_FOUND_IN_LBP	BIGINT	pool_index_gbp_indep_pages_found_in_lbp - Group buffer pool independent index pages found in local buffer pool monitor element
POOL_XDA_GBP_INDEP_PAGES_FOUND_IN_LBP	BIGINT	pool_xda_gbp_indep_pages_found_in_lbp - Group buffer pool XDA independent pages found in local buffer pool monitor element
IDA_SEND_WAIT_TIME	BIGINT	ida_send_wait_time - Time spent waiting to send data monitor element
IDA_SENDS_TOTAL	BIGINT	ida_sends_total - Number of times data sent monitor element
IDA_SEND_VOLUME	BIGINT	ida_send_volume - Total data volume sent monitor element
IDA_RECV_WAIT_TIME	BIGINT	ida_recv_wait_time - Time spent waiting to receive data monitor element

Table 104. Information returned by the MON_GET_ACTIVITY routine (continued)

Column name	Data type	Description
IDA_RECVS_TOTAL	BIGINT	ida_recvs_total - Number of times data received monitor element
IDA_RECV_VOLUME	BIGINT	ida_recv_volume - Total data volume received monitor element
ROWS_DELETED	BIGINT	rows_deleted - Rows deleted monitor element
ROWS_INSERTED	BIGINT	rows_inserted - Rows inserted monitor element
ROWS_UPDATED	BIGINT	rows_updated - Rows updated monitor element
TOTAL_HASH_JOINS	BIGINT	total_hash_joins - Total Hash Joins monitor element
TOTAL_HASH_LOOPS	BIGINT	total_hash_loops - Total Hash Loops monitor element
HASH_JOIN_OVERFLOW	BIGINT	hash_join_overflows - Hash Join Overflows monitor element
HASH_JOIN_SMALL_OVERFLOW	BIGINT	hash_join_small_overflows - Hash Join Small Overflows monitor element
POST_SHRTHRESHOLD_HASH_JOINS	BIGINT	post_shrthreshold_hash_joins - Post threshold hash joins monitor element
TOTAL_OLAP_FUNCS	BIGINT	total_olap_funcs - Total OLAP Functions monitor element
OLAP_FUNC_OVERFLOW	BIGINT	olap_func_overflows - OLAP Function Overflows monitor element
INT_ROWS_DELETED	BIGINT	int_rows_deleted - Internal Rows Deleted monitor element
INT_ROWS_INSERTED	BIGINT	int_rows_inserted - Internal Rows Inserted monitor element
INT_ROWS_UPDATED	BIGINT	int_rows_updated - Internal Rows Updated monitor element
POOL_COL_L_READS	BIGINT	pool_col_l_reads - Buffer pool column-organized logical reads monitor element
POOL_TEMP_COL_L_READS	BIGINT	pool_temp_col_l_reads - Buffer pool column-organized temporary logical reads monitor element
POOL_COL_P_READS	BIGINT	pool_col_p_reads - Buffer pool column-organized physical reads monitor element
POOL_TEMP_COL_P_READS	BIGINT	pool_temp_col_p_reads - Buffer pool column-organized temporary physical reads monitor element
POOL_COL_LBP_PAGES_FOUND	BIGINT	pool_col_lbp_pages_found - Buffer pool column-organized LBP pages found monitor element
POOL_COL_WRITES	BIGINT	pool_col_writes - Buffer pool column-organized writes monitor element
POOL_COL_GBP_L_READS	BIGINT	pool_col_gbp_l_reads - Buffer pool column-organized GBP logical reads monitor element
POOL_COL_GBP_P_READS	BIGINT	pool_col_gbp_p_reads - Buffer pool column-organized GBP physical reads monitor element
POOL_COL_GBP_INVALID_PAGES	BIGINT	pool_col_gbp_invalid_pages - Buffer pool column-organized GBP invalid data pages monitor element
POOL_COL_GBP_INDEP_PAGES_FOUND_IN_LBP	BIGINT	pool_col_gbp_indep_pages_found_in_lbp - Buffer pool column-organized GBP independent pages found in local buffer pool monitor element
POOL_QUEUED_ASYNC_COL_REQS	BIGINT	pool_queued_async_col_reqs - Column-organized prefetch requests monitor element

Table 104. Information returned by the MON_GET_ACTIVITY routine (continued)

Column name	Data type	Description
POOL_QUEUED_ASYNC_TEMP_COL_REQS	BIGINT	pool_queued_async_temp_col_reqs - Column-organized temporary prefetch requests monitor element
POOL_QUEUED_ASYNC_COL_PAGES	BIGINT	pool_queued_async_col_pages - Column-organized page prefetch requests monitor element
POOL_QUEUED_ASYNC_TEMP_COL_PAGES	BIGINT	pool_queued_async_temp_col_pages - Column-organized page temporary prefetch requests monitor element
POOL_FAILED_ASYNC_COL_REQS	BIGINT	pool_failed_async_col_reqs - Failed column-organized prefetch requests monitor element
POOL_FAILED_ASYNC_TEMP_COL_REQS	BIGINT	pool_failed_async_temp_col_reqs - Failed column-organized temporary prefetch requests monitor element
TOTAL_COL_TIME	BIGINT	total_col_time - Total column-organized time monitor element
TOTAL_COL_PROC_TIME	BIGINT	total_col_proc_time - Total column-organized processing time monitor element
TOTAL_COL_EXECUTIONS	BIGINT	total_col_executions - Total column-organized executions monitor element
COMM_EXIT_WAIT_TIME	BIGINT	comm_exit_wait_time - Communication buffer exit wait time
COMM_EXIT_WAITS	BIGINT	comm_exit_waits - Communication buffer exit number of waits
POST_THRESHOLD_HASH_JOINS	BIGINT	post_threshold_hash_joins - Hash Join Threshold monitor element
POOL_DATA_CACHING_TIER_L_READS	BIGINT	Reserved for future use.
POOL_INDEX_CACHING_TIER_L_READS	BIGINT	Reserved for future use.
POOL_XDA_CACHING_TIER_L_READS	BIGINT	Reserved for future use.
POOL_COL_CACHING_TIER_L_READS	BIGINT	Reserved for future use.
POOL_DATA_CACHING_TIER_PAGE_WRITES	BIGINT	Reserved for future use.
POOL_INDEX_CACHING_TIER_PAGE_WRITES	BIGINT	Reserved for future use.
POOL_XDA_CACHING_TIER_PAGE_WRITES	BIGINT	Reserved for future use.
POOL_COL_CACHING_TIER_PAGE_WRITES	BIGINT	Reserved for future use.
POOL_DATA_CACHING_TIER_PAGE_UPDATES	BIGINT	Reserved for future use.
POOL_INDEX_CACHING_TIER_PAGE_UPDATES	BIGINT	Reserved for future use.
POOL_XDA_CACHING_TIER_PAGE_UPDATES	BIGINT	Reserved for future use.
POOL_COL_CACHING_TIER_PAGE_UPDATES	BIGINT	Reserved for future use.
POOL_CACHING_TIER_PAGE_READ_TIME	BIGINT	Reserved for future use.

Table 104. Information returned by the MON_GET_ACTIVITY routine (continued)

Column name	Data type	Description
POOL_CACHING_TIER_PAGE_WRITE_TIME	BIGINT	Reserved for future use.
POOL_DATA_CACHING_TIER_PAGES_FOUND	BIGINT	Reserved for future use.
POOL_INDEX_CACHING_TIER_PAGES_FOUND	BIGINT	Reserved for future use.
POOL_XDA_CACHING_TIER_PAGES_FOUND	BIGINT	Reserved for future use.
POOL_COL_CACHING_TIER_PAGES_FOUND	BIGINT	Reserved for future use.
POOL_DATA_CACHING_TIER_GBP_INVALID_PAGES	BIGINT	Reserved for future use.
POOL_INDEX_CACHING_TIER_GBP_INVALID_PAGES	BIGINT	Reserved for future use.
POOL_XDA_CACHING_TIER_GBP_INVALID_PAGES	BIGINT	Reserved for future use.
POOL_COL_CACHING_TIER_GBP_INVALID_PAGES	BIGINT	Reserved for future use.
POOL_DATA_CACHING_TIER_GBP_INDEP_PAGES_FOUND	BIGINT	Reserved for future use.
POOL_INDEX_CACHING_TIER_GBP_INDEP_PAGES_FOUND	BIGINT	Reserved for future use.
POOL_XDA_CACHING_TIER_GBP_INDEP_PAGES_FOUND	BIGINT	Reserved for future use.
POOL_COL_CACHING_TIER_GBP_INDEP_PAGES_FOUND	BIGINT	Reserved for future use.
TOTAL_HASH_GRPBYS	BIGINT	total_hash_grpbys - Total hash group by operations
HASH_GRPBY_OVERFLOWS	BIGINT	hash_grpby_overflows - Hash group by overflows
POST_THRESHOLD_HASH_GRPBYS	BIGINT	post_threshold_hash_grpbys - Hash group by threshold
POST_THRESHOLD_OLAP_FUNCS	BIGINT	post_threshold_olap_funcs - OLAP function threshold monitor element
EXT_TABLE_RECV_WAIT_TIME	BIGINT	ext_table_rcv_wait_time - Total agent wait time for external table readers monitor element
EXT_TABLE_RECVS_TOTAL	BIGINT	ext_table_rcvs_total - Total row batches received from external table readers monitor element
EXT_TABLE_RECV_VOLUME	BIGINT	ext_table_rcv_volume - Total data received from external table readers monitor element
EXT_TABLE_READ_VOLUME	BIGINT	ext_table_read_volume - Total data read by external table readers monitor element
EXT_TABLE_SEND_WAIT_TIME	BIGINT	ext_table_send_wait_time - Total agent wait time for external table writers monitor element
EXT_TABLE_SENDS_TOTAL	BIGINT	ext_table_sends_total - Total row batches sent to external table writers monitor element
EXT_TABLE_SEND_VOLUME	BIGINT	ext_table_send_volume - Total data sent to external table writers monitor element
EXT_TABLE_WRITE_VOLUME	BIGINT	ext_table_write_volume - Total data written by external table writers monitor element
SEMANTIC_ENV_ID	BIGINT	semantic_env_id - Query semantic compilation environment ID monitor element

<i>Table 104. Information returned by the MON_GET_ACTIVITY routine (continued)</i>		
Column name	Data type	Description
STMTID	BIGINT	stmtid - Query statement ID monitor element
PLANID	BIGINT	planid - Query plan ID monitor element
POST_THRESHOLD_COL_VECTOR_CONSUMERS	BIGINT	post_threshold_col_vector_consumers - Post threshold columnar_vector consumers
TOTAL_COL_VECTOR_CONSUMERS	BIGINT	total_col_vector_consumers - Total columnar_vector consumers
ACTIVE_HASH_GRPBY	BIGINT	active_hash_grpbys - Active hash GROUP BY operations monitor element
ACTIVE_HASH_GRPBY_TOP	BIGINT	active_hash_grpbys_top - Active hash Group By operations high watermark
ACTIVE_HASH_JOINS	BIGINT	active_hash_joins - Active hash joins monitor element
ACTIVE_HASH_JOINS_TOP	BIGINT	active_hash_joins_top - Active hash joins operations high watermark
ACTIVE_OLAP_FUNCS	BIGINT	active_olap_funcs - Active OLAP Functions monitor element
ACTIVE_OLAP_FUNCS_TOP	BIGINT	active_olap_funcs_top - Active OLAP functions operations high watermark
ACTIVE_PEAS	BIGINT	active_peas - Active partial early aggregations operations
ACTIVE_PEAS_TOP	BIGINT	active_peas_top - Active partial early aggregations operations high watermark
ACTIVE_PEDS	BIGINT	active_peds - Active partial early distinct operations
ACTIVE_PEDS_TOP	BIGINT	active_peds_top - Active partial early distinct operations high watermark
ACTIVE_SORT_CONSUMERS	BIGINT	active_sort_consumers - Active sort consumers
ACTIVE_SORT_CONSUMERS_TOP	BIGINT	active_sort_consumers_top - Active sort consumers high watermark
ACTIVE_SORTS	BIGINT	active_sorts - Active Sorts monitor element
ACTIVE_SORTS_TOP	BIGINT	active_sorts_top - Active Sorts high watermark
ACTIVE_COL_VECTOR_CONSUMERS	BIGINT	active_col_vector_consumers - Active columnar_vector consumers
ACTIVE_COL_VECTOR_CONSUMERS_TOP	BIGINT	active_col_vector_consumers_top - Active columnar_vector consumers high watermark
SORT_CONSUMER_HEAP_TOP	BIGINT	sort_consumer_heap_top - Individual private sort heap consumer high watermark
SORT_CONSUMER_SHRHEAP_TOP	BIGINT	sort_consumer_shrheap_top - Individual shared sort heap consumer high watermark
SORT_HEAP_ALLOCATED	BIGINT	sort_heap_allocated - Total Sort Heap Allocated monitor element
SORT_HEAP_TOP	BIGINT	sort_heap_top - Sort private heap high watermark monitor element
SORT_SHRHEAP_ALLOCATED	BIGINT	sort_shrheap_allocated - Sort Share Heap Currently Allocated monitor element
SORT_SHRHEAP_TOP	BIGINT	sort_shrheap_top - Sort share heap high watermark monitor element
TOTAL_INDEX_BUILD_TIME	BIGINT	total_index_build_time - Total time spent building indexes due to index creation

<i>Table 104. Information returned by the MON_GET_ACTIVITY routine (continued)</i>		
Column name	Data type	Description
TOTAL_INDEX_BUILD_PROC_TIME	BIGINT	total_index_build_proc_time - Total non-wait time spent building indexes due to index creation
TOTAL_INDEXES_BUILT	BIGINT	total_indexes_built - Total number of indexes built
FCM_TQ_RECV_WAITS_TOTAL	BIGINT	fcm_tq_recv_waits_total - Number of times spent waiting to receive the next buffer monitor element
FCM_MESSAGE_RECV_WAITS_TOTAL	BIGINT	fcm_message_recv_waits_total - Number of times spent waiting for FCM reply message monitor element
FCM_TQ_SEND_WAITS_TOTAL	BIGINT	fcm_tq_send_waits_total - Number of times spent waiting to send the next buffer monitor element
FCM_MESSAGE_SEND_WAITS_TOTAL	BIGINT	fcm_message_send_waits_total - Number of times spent blocking on an FCM message send monitor element
FCM_SEND_WAITS_TOTAL	BIGINT	fcm_send_waits_total - Number of times spent blocking on an FCM send operation monitor element
FCM_RECV_WAITS_TOTAL	BIGINT	fcm_recv_waits_total - Number of times spent waiting to receive data through FCM monitor element
ACTIVITYTOTALRUNTIME_THRESHOLD_ID	INTEGER	activitytotalruntime_threshold_id - Activity total runtime threshold ID monitor element
ACTIVITYTOTALRUNTIME_THRESHOLD_VALUE	TIMESTAMP	activitytotalruntime_threshold_value - Activity total runtime threshold value monitor element
ACTIVITYTOTALRUNTIME_THRESHOLD_VIOLATED	SMALLINT	activitytotalruntime_threshold_violated - Activity total runtime threshold violated monitor element
ACTIVITYTOTALRUNTIMEINALLSC_THRESHOLD_ID	INTEGER	activitytotalruntimeinallsc_threshold_id - Activity total runtime in all service classes threshold ID monitor element
ACTIVITYTOTALRUNTIMEINALLSC_THRESHOLD_VALUE	TIMESTAMP	activitytotalruntimeinallsc_threshold_value - Activity total runtime in all service classes threshold value monitor element
ACTIVITYTOTALRUNTIMEINALLSC_THRESHOLD_VIOLATED	SMALLINT	activitytotalruntimeinallsc_threshold_violated - Activity total runtime in all service classes threshold violated monitor element
ADM_BYPASSED	SMALLINT	adm_bypassed - Admission control bypassed monitor element
COL_VECTOR_CONSUMER_OVERFLOW	BIGINT	col_vector_consumer_overflows - Columnar vector consumer overflows monitor element.
TOTAL_COL_SYNOPSIS_TIME	BIGINT	total_col_synopsis_time - Total column-organized synopsis table time monitor element
TOTAL_COL_SYNOPSIS_PROC_TIME	BIGINT	total_col_synopsis_proc_time - Total column-organized synopsis table processing time monitor element
TOTAL_COL_SYNOPSIS_EXECUTIONS	BIGINT	total_col_synopsis_executions - Total column-organized synopsis table executions monitor element
COL_SYNOPSIS_ROWS_INSERTED	BIGINT	col_synopsis_rows_inserted - Column-organized synopsis table rows inserted monitor element
ADM_OVERFLOW	BIGINT	adm_overflows - Number of times an activity fit as an overflow monitor element
ADM_BYPASS_ACT_TOTAL	BIGINT	adm_bypass_act_total - Number of times admission control was bypassed monitor element
LOB_PREFETCH_WAIT_TIME	BIGINT	lob_prefetch_wait_time - LOB prefetch wait time monitor element

Table 104. Information returned by the MON_GET_ACTIVITY routine (continued)

Column name	Data type	Description
LOB_PREFETCH_REQS	BIGINT	lob_prefetch_reqs - LOB prefetcher request count monitor element
FED_ROWS_DELETED	BIGINT	fed_rows_deleted - Rows deleted by a federation system monitor element
FED_ROWS_INSERTED	BIGINT	fed_rows_inserted - Rows inserted by a federation system monitor element
FED_ROWS_UPDATED	BIGINT	fed_rows_updated - Rows updated by a federation system monitor element
FED_ROWS_READ	BIGINT	fed_rows_read - Rows read by a federation system monitor element
FED_WAIT_TIME	BIGINT	fed_wait_time - Time spent by a federation server monitor element
FED_WAITS_TOTAL	BIGINT	fed_waits_total - Total number of execution times for a federation server monitor element
ESTIMATED_SORT_SHRHEAP_TOP	BIGINT	estimated_sort_shrheap_top - Estimated shared sort heap consumption monitor element
ESTIMATED_SORT_CONSUMERS_TOP	BIGINT	estimated_sort_consumers_top - Estimated concurrently executing sort memory consumers monitor element
ESTIMATED_RUNTIME	BIGINT	estimated_runtime - Estimated execution time for a DML statement monitor element
UTIL_HEAP_ALLOCATED	BIGINT	util_heap_allocated - Total utility heap allocated monitor element
ADM_RESOURCE_ACTUALS	CHAR(1)	adm_resource_actuals - Query uses WLM admission control resource actuals
APPLICATION_NAME	VARCHAR(128)	appl_name - Application name
WORKLOAD_ID	INTEGER	workload_id - Workload ID
SORTSHRHEAPUTIL_THRESHOLD_ID	INTEGER	sortshrheaputil_threshold_id - Shared sortheap utilization threshold ID sortshrheaputil_threshold_id - Shared sortheap utilization threshold ID
SORTSHRHEAPUTIL_THRESHOLD_VALUE	BIGINT	sortshrheaputil_threshold_value - Shared sortheap utilization threshold valuesortshrheaputil_threshold_value - Shared sortheap utilization threshold value
SORTSHRHEAPUTIL_THRESHOLD_VIOLATED	SMALLINT	sortshrheaputil_threshold_violated - Shared sortheap utilization threshold violatedsortshrheaputil_threshold_violated - Shared sortheap utilization threshold violated
SESSION_PRIORITY	VARCHAR (10)	session_priority - Session priority monitor element session_priority - Session priority monitor element

Examples

Activities currently running with a known application handle

After you identify the application handle, you can look up all the activities currently running in this application. For example, suppose that an administrator wants to list the activities of an application whose application handle, determined by using the **LIST APPLICATIONS** command, is 1. The administrator runs the following query:

```
SELECT SUBSTR(CHAR(COORD_MEMBER),1,5) AS COORD,
       SUBSTR(CHAR(MEMBER),1,4) AS MEMB,
       SUBSTR(CHAR(UOW_ID),1,5) AS UOWID,
       SUBSTR(CHAR(ACTIVITY_ID),1,5) AS ACTID,
```

```

SUBSTR(CHAR(PARENT_UOW_ID),1,8) AS PARUOWID,
SUBSTR(CHAR(PARENT_ACTIVITY_ID),1,8) AS PARACTID,
ACTIVITY_TYPE AS ACTTYPE,
SUBSTR(CHAR(NESTING_LEVEL),1,7) AS NESTING
FROM TABLE(MON_GET_ACTIVITY(1, -2)) AS WLOACTS
ORDER BY MEMB, UOWID, ACTID

```

Sample output from the query is as follows:

COORD	MEMB	UOWID	ACTID	PARUOWID	PARACTID	ACTTYPE	NESTING
0	0	2	3	-	-	CALL	0
0	0	2	5	2	3	READ_DML	1

Activities currently running on the system

The following query uses MON_GET_ACTIVITY to provide statement text for all SQL activities currently running on the system:

```

SELECT t.application_handle, t.uow_id, t.activity_id,
       VARCHAR(t.stmt_text, 256) as stmt_text
FROM table(MON_GET_ACTIVITY(NULL, -1)) as t

```

Sample output is as follows:

APPLICATION_HANDLE	UOW_ID	ACTIVITY_ID	STMT_TEXT
1	1	1	SELECT * FROM SYSCAT.TABLES
47	1	36	INSERT INTO T1 VALUES(123)

MON_GET_ACTIVITY_DETAILS table function - Return information about an activity as an XML document

The MON_GET_ACTIVITY_DETAILS table function returns information about an activity, including general activity information (like statement text) and a set of metrics for the activity.

The metrics are returned in an XML document.

Authorization

One of the following authorities is required to execute the routine:

- EXECUTE privilege on the routine
- DATAACCESS authority
- DBADM authority
- SQLADM authority

Default PUBLIC privilege

None

Syntax

```

►► MON_GET_ACTIVITY_DETAILS ( ( — application_handle — , — uow_id — , — activity_id — )
                             ► — , — member — ) ►►

```

The schema is SYSPROC.

Routine parameters

application_handle

An input argument of type BIGINT that specifies a valid application handle. If the argument is null, no rows are returned from this function, and an SQL0171N error is returned.

uow_id

An input argument of type INTEGER that specifies a valid unit of work identifier unique within the application. If the argument is null, no rows are returned from this function, and an SQL0171N error is returned.

activity_id

An input argument of type INTEGER that specifies a valid activity ID unique within the unit of work. If the argument is null, no rows are returned from this function, and an SQL0171N error is returned.

member

An input argument of type INTEGER that specifies a valid member number in the same instance as the currently connected database when calling this function. Specify -1 for the current database member, or -2 for all active database members. If the null value is specified, -1 is set implicitly.

Information returned

Column name	Data type	Description
APPLICATION_HANDLE	BIGINT	application_handle - Application handle
UOW_ID	INTEGER	uow_id - Unit of work ID
ACTIVITY_ID	INTEGER	activity_id - Activity ID
MEMBER	SMALLINT	member - Database member
DETAILS	BLOB(8M)	XML document that contains activity details. See Table 106 on page 474 for a description of the elements in this document.

The following example shows the structure of the XML document that is returned in the DETAILS column.

```
<db2_activity_details xmlns="http://www.ibm.com/xmlns/prod/db2/mon" release="90700000">
  <member>0</member>
  <application_handle>70</application_handle>
  <activity_id>1</activity_id>
  <activity_state>IDLE</activity_state>
  <activity_type>READ_DML</activity_type>
  <uow_id>1</uow_id>
  ...
  <activity_metrics release="90700000">
    <lock_wait_time>2000</lock_wait_time>
    ...
  </activity_metrics>
</db2_activity_details>
```

For the full schema, see `sqlllib/misc/DB2MonRoutines.xsd`. This document uses the following XML non-primitive type definitions:

```
<xs:simpleType name = "executable_id_type" >
  <xs:annotation>
    <xs:documentation>
      The binary Executable ID
    </xs:documentation>
  </xs:annotation>
  <xs:restriction base = "xs:hexBinary" >
    <xs:maxLength value = "32" />
  </xs:restriction>
</xs:simpleType>
```

Detailed metrics returned

<i>Table 106. Detailed metrics returned for MON_GET_ACTIVITY_DETAILS</i>		
Element name	Data type	Description or corresponding monitor element
active_col_vector_consumers	xs:long	active_col_vector_consumers - Active columnar_vector consumers
active_col_vector_consumers_top	xs:long	active_col_vector_consumers_top - Active columnar_vector consumers high watermark
active_hash_grpbys	xs:long	active_hash_grpbys - Active hash GROUP BY operations monitor element
active_hash_grpbys_top	xs:long	active_hash_grpbys_top - Active hash Group By operations high watermark
active_hash_joins	xs:long	active_hash_joins - Active hash joins monitor element
active_hash_joins_top	xs:long	active_hash_joins_top - Active hash joins operations high watermark
active_olap_funcs	xs:long	active_olap_funcs - Active OLAP Functions monitor element
active_olap_funcs_top	xs:long	active_olap_funcs_top - Active OLAP functions operations high watermark
active_peas	xs:long	active_peas - Active partial early aggregations operations
active_peas_top	xs:long	active_peas_top - Active partial early aggregations operations high watermark
active_peds	xs:long	active_peds - Active partial early distinct operations
active_peds_top	xs:long	active_peds_top - Active partial early distinct operations high watermark
active_sort_consumers	xs:long	active_sort_consumers - Active sort consumers
active_sort_consumers_top	xs:long	active_sort_consumers_top - Active sort consumers high watermark
active_sorts	xs:long	active_sorts - Active Sorts monitor element
active_sorts_top	xs:long	active_sorts_top - Active Sorts high watermark
activity_id	xs:nonNegativeInteger	activity_id - Activity ID
activity_state	xs:string	activity_state - Activity state
activity_type	xs:string	activity_type - Activity type
activitytotalruntime_threshold_id	xs:int	activitytotalruntime_threshold_id - Activity total runtime threshold ID monitor element
activitytotalruntime_threshold_value	xs:dateTime	activitytotalruntime_threshold_value - Activity total runtime threshold value monitor element
activitytotalruntime_threshold_violated	xs:short	activitytotalruntime_threshold_violated - Activity total runtime threshold violated monitor element
activitytotalruntimeinallsc_threshold_id	xs:int	activitytotalruntimeinallsc_threshold_id - Activity total runtime in all service classes threshold ID monitor element

Table 106. Detailed metrics returned for MON_GET_ACTIVITY_DETAILS (continued)

Element name	Data type	Description or corresponding monitor element
activitytotalruntimeinallsc_threshold_value	xs:dateTime	activitytotalruntimeinallsc_threshold_value - Activity total runtime in all service classes threshold value monitor element
activitytotalruntimeinallsc_threshold_violated	xs:short	activitytotalruntimeinallsc_threshold_violated - Activity total runtime in all service classes threshold violated monitor element
activitytotaltime_threshold_id	xs:int	activitytotaltime_threshold_id - Activity total time threshold ID
activitytotaltime_threshold_value	xs:dateTime	activitytotaltime_threshold_value - Activity total time threshold value
activitytotaltime_threshold_violated	xs:short (1 = yes, 0 = no)	activitytotaltime_threshold_violated - Activity total time threshold violated
adm_bypassed	xs:short	Reserved for future use.adm_bypassed - Admission control bypassed monitor element
adm_bypass_act_total	xs:long	Reserved for future use.
adm_overflows	xs:long	Reserved for future use.
agents_top	xs:long	agents_top - Number of Agents Created monitor element
aggsqltempespace_threshold_id	xs:int	aggsqltempespace_threshold_id - AggSQL temporary space threshold ID.
aggsqltempespace_threshold_value	xs:long	aggsqltempespace_threshold_value - AggSQL temporary space threshold value
aggsqltempespace_threshold_violated	xs:short (1 = yes, 0 = no)	aggsqltempespace_threshold_violated - AggSQL temporary space threshold violated
application_handle	xs:nonNegativeInteger	application_handle - Application handle
audit_events_total	xs:nonNegativeInteger	audit_events_total - Total audit events
audit_file_write_wait_time	xs:nonNegativeInteger	audit_file_write_wait_time - Audit file write wait time
audit_file_writes_total	xs:nonNegativeInteger	audit_file_writes_total - Total Audit files written
audit_subsystem_wait_time	xs:nonNegativeInteger	audit_subsystem_wait_time - Audit subsystem wait time
audit_subsystem_waits_total	xs:nonNegativeInteger	audit_subsystem_waits_total - Total audit subsystem waits
cf_wait_time	xs:long	cf_wait_time - cluster caching facility wait time monitor element
cf_waits	xs:long	cf_waits - Number of cluster caching facility waits monitor element
client_acctng	xs:string(255)	client_acctng - Client accounting string monitor element

Table 106. Detailed metrics returned for MON_GET_ACTIVITY_DETAILS (continued)

Element name	Data type	Description or corresponding monitor element
client_applname	xs:string(255)	client_applname - Client application name monitor element
client_userid	xs:string(255)	client_userid - Client user ID monitor element
client_wrkstnname	xs:string(255)	client_wrkstnname - Client workstation name monitor element
col_synopsis_rows_inserted	xs:nonNegativeInteger	col_synopsis_rows_inserted - Column-organized synopsis table rows inserted monitor element
col_vector_consumer_overflows	xs:long	col_vector_consumer_overflows - Columnar vector consumer overflows monitor element.
comm_exit_wait_time	xs:long	comm_exit_wait_time - Communication exit wait time monitor element
comm_exit_waits	xs:long	comm_exit_waits - Communication exit number of waits monitor element
concurrentdbcoordactivities_db_threshold_id	xs:int	concurrentdbcoordactivities_db_threshold_id - Concurrent database coordinator activities threshold ID
concurrentdbcoordactivities_db_threshold_queued	xs:short (1 = yes, 0 = no)	concurrentdbcoordactivities_db_threshold_queued - Concurrent database coordinator activities
concurrentdbcoordactivities_db_threshold_value	xs:long	concurrentdbcoordactivities_db_threshold_value - Concurrent database coordinator activities
concurrentdbcoordactivities_db_threshold_violated	xs:short (1 = yes, 0 = no)	concurrentdbcoordactivities_db_threshold_violated - Concurrent database coordinator activities threshold violated
concurrentdbcoordactivities_subclass_threshold_id	xs:int	concurrentdbcoordactivities_subclass_threshold_id - Concurrent database coordinator activities subclass threshold ID
concurrentdbcoordactivities_subclass_threshold_queued	xs:short (1 = yes, 0 = no)	concurrentdbcoordactivities_subclass_threshold_queued - Concurrent database coordinator activities subclass threshold queued
concurrentdbcoordactivities_subclass_threshold_value	xs:long	concurrentdbcoordactivities_subclass_threshold_value - Concurrent database coordinator activities subclass threshold value
concurrentdbcoordactivities_subclass_threshold_violated	xs:short (1 = yes, 0 = no)	concurrentdbcoordactivities_subclass_threshold_violated - Concurrent database coordinator activities subclass threshold violated
concurrentdbcoordactivities_superclass_threshold_id	xs:int	concurrentdbcoordactivities_superclass_threshold_id - Concurrent database coordinator activities superclass
concurrentdbcoordactivities_superclass_threshold_queued	xs:short (1 = yes, 0 = no)	concurrentdbcoordactivities_superclass_threshold_queued - Concurrent database coordinator activities superclass threshold queued

Table 106. Detailed metrics returned for MON_GET_ACTIVITY_DETAILS (continued)

Element name	Data type	Description or corresponding monitor element
concurrentdbcoordactivities_superclass_threshold_value	xs:long	concurrentdbcoordactivities_superclass_threshold_value - Concurrent database coordinator activities superclass threshold value
concurrentdbcoordactivities_superclass_threshold_violated	xs:short (1 = yes, 0 = no)	concurrentdbcoordactivities_superclass_threshold_violated - Concurrent database coordinator activities superclass threshold violated
concurrentdbcoordactivities_wl_was_threshold_id	xs:int	concurrentdbcoordactivities_wl_was_threshold_id - Concurrent database coordinator activities workload work action set threshold ID
concurrentdbcoordactivities_wl_was_threshold_queued	xs:short (1 = yes, 0 = no)	concurrentdbcoordactivities_wl_was_threshold_queued - Concurrent database coordinator activities workload work action set threshold queued
concurrentdbcoordactivities_wl_was_threshold_value	xs:long	concurrentdbcoordactivities_wl_was_threshold_value - Concurrent database coordinator activities workload work action set threshold value
concurrentdbcoordactivities_wl_was_threshold_violated	xs:short (1 = yes, 0 = no)	concurrentdbcoordactivities_wl_was_threshold_violated - Concurrent database coordinator activities workload work action set threshold violated
concurrentdbcoordactivities_work_action_set_threshold_id	xs:int	concurrentdbcoordactivities_work_action_set_threshold_id - Concurrent database coordinator activities work action set threshold ID
concurrentdbcoordactivities_work_action_set_threshold_queued	xs:short (1 = yes, 0 = no)	concurrentdbcoordactivities_work_action_set_threshold_queued - Concurrent database coordinator activities work action set threshold queued
concurrentdbcoordactivities_work_action_set_threshold_value	xs:long	concurrentdbcoordactivities_work_action_set_threshold_value - Concurrent database coordinator activities work action set threshold value
concurrentdbcoordactivities_work_action_set_threshold_violated	xs:short (1 = yes, 0 = no)	concurrentdbcoordactivities_work_action_set_threshold_violated - Concurrent database coordinator activities work action set threshold violated
concurrentworkloadactivities_threshold_id	xs:int	concurrentworkloadactivities_threshold_id - Concurrent workload activities threshold ID monitor element
concurrentworkloadactivities_threshold_value	xs:long	concurrentworkloadactivities_threshold_value - Concurrent workload activities threshold value monitor element
concurrentworkloadactivities_threshold_violated	xs:short	concurrentworkloadactivities_threshold_violated - Concurrent workload activities threshold violated monitor element
coord_member	xs:nonNegativeInteger	coord_member - Coordinator member
coord_stmt_exec_time	xs:nonNegativeInteger	coord_stmt_exec_time - Execution time for statement by coordinator agent
cputime_threshold_id	xs:int	cputime_threshold_id - CPU time threshold ID

Table 106. Detailed metrics returned for MON_GET_ACTIVITY_DETAILS (continued)

Element name	Data type	Description or corresponding monitor element
cputime_threshold_value	xs:long	cputime_threshold_value - CPU time threshold value
cputime_threshold_violated	xs:short (1 = yes, 0 = no)	cputime_threshold_violated - CPU time threshold violated
cputimeinsc_threshold_id	xs:int	cputimeinsc_threshold_id - CPU time in service threshold ID
cputimeinsc_threshold_value	xs:long	cputimeinsc_threshold_value - CPU time in service threshold value
cputimeinsc_threshold_violated	xs:short (1 = yes, 0 = no)	cputimeinsc_threshold_violated - CPU time in service threshold violated
database_work_action_set_id	xs:nonNegativeInteger	db_work_action_set_id - Database work action set ID
database_work_class_id	xs:nonNegativeInteger	db_work_class_id - Database work class ID
datataginsc_threshold_id	xs:int	datataginsc_threshold_id - Datataginsc in threshold identifier
datataginsc_threshold_value	xs:string(32)	datataginsc_threshold_value - Datataginsc in threshold value
datataginsc_threshold_violated	xs:short (1 = yes, 0 = no)	datataginsc_threshold_violated - Datataginsc in threshold violated
datatagnotinsc_threshold_id	xs:int	datatagnotinsc_threshold_id - Datatagnotinsc not in threshold identifier
datatagnotinsc_threshold_value	xs:string(32)	datatagnotinsc_threshold_value - Datatagnotinsc not in threshold value
datatagnotinsc_threshold_violated	xs:short (1 = yes, 0 = no)	datatagnotinsc_threshold_violated - Datatagnotinsc not in threshold violated
deadlocks	xs:nonNegativeInteger	deadlocks - Deadlocks detected
diaglog_write_wait_time	xs:nonNegativeInteger	diaglog_write_wait_time - Diag log write time
diaglog_writes_total	xs:nonNegativeInteger	diaglog_writes_total - Diag log total writes
direct_read_reqs	xs:nonNegativeInteger	direct_read_reqs - Direct read requests
direct_read_time	xs:nonNegativeInteger	direct_read_time - Direct read time
direct_reads	xs:nonNegativeInteger	direct_reads - Direct reads from database
direct_write_reqs	xs:nonNegativeInteger	direct_write_reqs - Direct write requests
direct_write_time	xs:nonNegativeInteger	direct_write_time - Direct write time

Table 106. Detailed metrics returned for MON_GET_ACTIVITY_DETAILS (continued)

Element name	Data type	Description or corresponding monitor element
direct_writes	xs:nonNegativeInteger	direct_writes - Direct writes to database
disabled_peds	xs:long	disabled_peds - Disabled partial early distincts monitor element
eff_stmt_text	xs:string	eff_stmt_text - Effective statement text. The first 1024 characters of the concentrated statement text following any literal replacement done by the statement concentrator. Only present if the statement concentrator is enabled and this statement was altered by the statement concentrator.
effective_isolation	xs:string	effective_isolation - Effective isolation
effective_lock_timeout	xs:integer	effective_lock_timeout - Effective lock time-out
effective_query_degree	xs:integer	effective_query_degree - Effective query degree
entry_time	xs:dateTime	entry_time - Entry timeThe time that this activity arrived into the system.
estimated_runtime	xs:long	Reserved for future use.
estimated_sort_consumers_to_p	xs:long	Reserved for future use.
estimated_sort_shrheap_top	xs:long	Reserved for future use.
estimatedsqlcost_threshold_id	xs:int	estimatedsqlcost_threshold_id - Estimated SQL cost threshold ID
estimatedsqlcost_threshold_value	xs:long	estimatedsqlcost_threshold_value - Estimated SQL cost threshold value
estimatedsqlcost_threshold_violated	xs:short (1 = yes, 0 = no)	estimatedsqlcost_threshold_violated - Estimated SQL cost threshold violated
evmon_wait_time	xs:nonNegativeInteger	evmon_wait_time - Event monitor wait time
evmon_waits_total	xs:nonNegativeInteger	evmon_waits_total - Event monitor total waits
executable_id	executable_id_type	executable_id - Executable ID
ext_table_read_volume	xs:nonNegativeInteger	ext_table_read_volume - Total data read by external table readers monitor element
ext_table_rcv_volume	xs:nonNegativeInteger	ext_table_rcv_volume - Total data received from external table readers monitor element
ext_table_rcv_wait_time	xs:nonNegativeInteger	ext_table_rcv_wait_time - Total agent wait time for external table readers monitor element
ext_table_recvs_total	xs:nonNegativeInteger	ext_table_recvs_total - Total row batches received from external table readers monitor element
ext_table_send_volume	xs:nonNegativeInteger	ext_table_send_volume - Total data sent to external table writers monitor element
ext_table_send_wait_time	xs:nonNegativeInteger	ext_table_send_wait_time - Total agent wait time for external table writers monitor element

Table 106. Detailed metrics returned for MON_GET_ACTIVITY_DETAILS (continued)

Element name	Data type	Description or corresponding monitor element
ext_table_sends_total	xs:nonNegativeInteger	ext_table_sends_total - Total row batches sent to external table writers monitor element
ext_table_write_volume	xs:nonNegativeInteger	ext_table_write_volume - Total data written by external table writers monitor element
fcm_message_rcv_volume	xs:nonNegativeInteger	fcm_message_rcv_volume - FCM message rcv volume
fcm_message_rcv_wait_time	xs:nonNegativeInteger	fcm_message_rcv_wait_time - FCM message rcv wait time
fcm_message_rcv_waits_total	xs:nonNegativeInteger	fcm_message_rcv_waits_total - Number of times spent waiting for FCM reply message monitor element
fcm_message_recvs_total	xs:nonNegativeInteger	fcm_message_recvs_total - FCM message recvs total
fcm_message_send_volume	xs:nonNegativeInteger	fcm_message_send_volume - FCM message send volume
fcm_message_send_wait_time	xs:nonNegativeInteger	fcm_message_send_wait_time - FCM message send wait time
fcm_message_send_waits_total	xs:nonNegativeInteger	fcm_message_send_waits_total - Number of times spent blocking on an FCM message send monitor element
fcm_message_sends_total	xs:nonNegativeInteger	fcm_message_sends_total - FCM message sends total
fcm_rcv_volume	xs:nonNegativeInteger	fcm_rcv_volume - FCM rcv volume
fcm_rcv_wait_time	xs:nonNegativeInteger	fcm_rcv_wait_time - FCM rcv wait time
fcm_rcv_waits_total	xs:nonNegativeInteger	fcm_rcv_waits_total - Number of times spent waiting to receive data through FCM monitor element
fcm_recvs_total	xs:nonNegativeInteger	fcm_recvs_total - FCM recvs total
fcm_send_volume	xs:nonNegativeInteger	fcm_send_volume - FCM send volume
fcm_send_wait_time	xs:nonNegativeInteger	fcm_send_wait_time - FCM send wait time
fcm_send_waits_total	xs:nonNegativeInteger	fcm_send_waits_total - Number of times spent blocking on an FCM send operation monitor element
fcm_sends_total	xs:nonNegativeInteger	fcm_sends_total - FCM sends total
fcm_tq_rcv_volume	xs:nonNegativeInteger	fcm_tq_rcv_volume - FCM tablequeue rcv volume
fcm_tq_rcv_wait_time	xs:nonNegativeInteger	fcm_tq_rcv_wait_time - FCM tablequeue rcv wait time

Table 106. Detailed metrics returned for MON_GET_ACTIVITY_DETAILS (continued)

Element name	Data type	Description or corresponding monitor element
fcm_tq_recv_waits_total	xs:nonNegativeInteger	fcm_tq_recv_waits_total - Number of times spent waiting to receive the next buffer monitor element
fcm_tq_recvs_total	xs:nonNegativeInteger	fcm_tq_recvs_total - FCM tablequeue recvs total
fcm_tq_send_volume	xs:nonNegativeInteger	fcm_tq_send_volume - FCM tablequeue send volume
fcm_tq_send_wait_time	xs:nonNegativeInteger	fcm_tq_send_wait_time - FCM tablequeue send wait time
fcm_tq_send_waits_total	xs:nonNegativeInteger	fcm_tq_send_waits_total - Number of times spent waiting to send the next buffer monitor element
fcm_tq_sends_total	xs:nonNegativeInteger	fcm_tq_sends_total - FCM tablequeue send total
fed_rows_deleted	xs:nonNegativeInteger	fed_rows_deleted - Rows deleted by a federation system monitor element
fed_rows_inserted	xs:nonNegativeInteger	fed_rows_inserted - Rows inserted by a federation system monitor element
fed_rows_read	xs:nonNegativeInteger	fed_rows_read - Rows read by a federation system monitor element
fed_rows_updated	xs:nonNegativeInteger	fed_rows_updated - Rows updated by a federation system monitor element
fed_wait_time	xs:nonNegativeInteger	fed_wait_time - Time spent by a federation server monitor element
fed_waits_total	xs:nonNegativeInteger	fed_waits_total - Total number of execution times for a federation server monitor element
hash_grpby_overflows	xs:long	hash_grpby_overflows - Hash group by overflows
hash_join_overflows	xs:long	hash_join_overflows - Hash Join Overflows monitor element
hash_join_small_overflows	xs:long	hash_join_small_overflows - Hash Join Small Overflows monitor element
ida_recv_volume	xs:nonNegativeInteger	ida_recv_volume - Total data volume received monitor element The total volume of data the database server received from an in-database analytics process. The value is reported in bytes.
ida_recv_wait_time	xs:nonNegativeInteger	ida_recv_wait_time - Time spent waiting to receive data monitor element The total amount of time spent waiting to receive data from an in-database analytics process.
ida_recvs_total	xs:nonNegativeInteger	ida_recvs_total - Number of times data received monitor element The total number of times data was received from an in-database analytics process.

Table 106. Detailed metrics returned for MON_GET_ACTIVITY_DETAILS (continued)

Element name	Data type	Description or corresponding monitor element
ida_send_volume	xs:nonNegativeInteger	ida_send_volume - Total data volume sent monitor element The total volume of data sent from the database server to an in-database analytics process. The value is reported in bytes.
ida_send_wait_time	xs:nonNegativeInteger	ida_send_wait_time - Time spent waiting to send data monitor element The total amount of time spent waiting to send data to an in-database analytics process.
ida_sends_total	xs:nonNegativeInteger	ida_sends_total - Number of times data sent monitor element The total number of times data was sent to an in-database analytics process.
int_rows_deleted	xs:long	int_rows_deleted - Internal Rows Deleted monitor element
int_rows_inserted	xs:long	int_rows_inserted - Internal Rows Inserted monitor element
int_rows_updated	xs:long	int_rows_updated - Internal Rows Updated monitor element
intra_parallel_state	xs:string	intra_parallel_state - Current state of intrapartition parallelism monitor element
invocation_id	xs:nonNegativeInteger	invocation_id - Invocation ID monitor element
is_system_appl	xs:short	is_system_appl - Is System Application monitor element
last_reference_time	xs:dateTime	last_reference_time - Last reference time. Every time a request occurs in this activity, this field is updated.
lob_prefetch_reqs	xs:nonNegativeInteger	lob_prefetch_reqs - LOB prefetcher request count monitor element
lob_prefetch_wait_time	xs:nonNegativeInteger	lob_prefetch_wait_time - LOB prefetch wait time monitor element
local_start_time	xs:dateTime	local_start_time - Local start time.
lock_escals	xs:nonNegativeInteger	lock_escals - Number of lock escalations
lock_escals_global	xs:long	lock_escals_global - Number of global lock escalations monitor element
lock_escals_locklist	xs:long	lock_escals_locklist - Number of locklist lock escalations monitor element
lock_escals_maxlocks	xs:long	lock_escals_maxlocks - Number of maxlocks lock escalations monitor element
lock_timeouts	xs:nonNegativeInteger	lock_timeouts - Number of lock timeouts

Table 106. Detailed metrics returned for MON_GET_ACTIVITY_DETAILS (continued)

Element name	Data type	Description or corresponding monitor element
lock_timeouts_global	xs:long	lock_timeouts_global - Lock timeouts global monitor element
lock_wait_time	xs:nonNegativeInteger	lock_wait_time - Time waited on locks
lock_wait_time_global	xs:long	lock_wait_time_global - Lock wait time global monitor element
lock_waits	xs:nonNegativeInteger	lock_waits - Lock waits
lock_waits_global	xs:long	lock_waits_global - Lock waits global monitor element
log_buffer_wait_time	xs:nonNegativeInteger	log_buffer_wait_time - Log buffer wait time
log_disk_wait_time	xs:nonNegativeInteger	log_disk_wait_time - Log disk wait time
log_disk_waits_total	xs:nonNegativeInteger	log_disk_waits_total - Log disk waits total
member	xs:nonNegativeInteger	member - Database member
nesting_level	xs:nonNegativeInteger	nesting_level - Nesting level monitor element
num_agents	xs:long	num_agents - Number of Agents Working on a Statement monitor element
num_log_buffer_full	xs:nonNegativeInteger	num_log_buffer_full - Number of full log buffers
num_lw_thresh_exceeded	xs:nonNegativeInteger	num_lw_thresh_exceeded - Number of thresholds exceeded
num_routines	xs:int	num_routines - Number of routines
olap_func_overflows	xs:long	olap_func_overflows - OLAP Function Overflows monitor element
package_name	xs:string (128)	package_name - Package name
package_schema	xs:string (128)	package_schema - Package schema
package_version_id	xs:string (128)	package_version_id - Package version
parent_activity_id	xs:nonNegativeInteger	parent_activity_id - Parent activity ID
parent_uow_id	xs:nonNegativeInteger	parent_uow_id - Parent unit of work ID
planid	xs:long	planid - Query plan ID monitor element
pool_col_gbp_indep_pages_found_in_lbp	xs:nonNegativeInteger	pool_col_gbp_indep_pages_found_in_lbp - Buffer pool column-organized GBP independent pages found in local buffer pool
pool_col_gbp_invalid_pages	xs:nonNegativeInteger	pool_col_gbp_invalid_pages - Buffer pool column-organized GBP invalid data pages

Table 106. Detailed metrics returned for MON_GET_ACTIVITY_DETAILS (continued)

Element name	Data type	Description or corresponding monitor element
pool_col_gbp_l_reads	xs:nonNegativeInteger	pool_col_gbp_l_reads - Buffer pool column-organized GBP logical reads
pool_col_gbp_p_reads	xs:nonNegativeInteger	pool_col_gbp_p_reads - Buffer pool column-organized GBP physical reads
pool_col_l_reads	xs:nonNegativeInteger	pool_col_l_reads - Buffer pool column-organized logical reads
pool_col_lbp_pages_found	xs:nonNegativeInteger	pool_col_lbp_pages_found - Buffer pool column-organized LBP pages found
pool_col_p_reads	xs:nonNegativeInteger	pool_col_p_reads - Buffer pool column-organized physical reads
pool_col_writes	xs:nonNegativeInteger	pool_col_writes - Buffer pool column-organized writes
pool_data_gbp_indep_pages_found_in_lbp	xs:nonNegativeInteger	pool_data_gbp_indep_pages_found_in_lbp - Group buffer pool independent data pages found in local buffer pool monitor element
pool_data_gbp_invalid_pages	xs:long	pool_data_gbp_invalid_pages - Group buffer pool invalid data pages monitor element
pool_data_gbp_l_reads	xs:long	pool_data_gbp_l_reads - Group buffer pool data logical reads monitor element
pool_data_gbp_p_reads	xs:long	pool_data_gbp_p_reads - Group buffer pool data physical reads monitor element
pool_data_l_reads	xs:nonNegativeInteger	pool_data_l_reads - Buffer pool data logical reads
pool_data_lbp_pages_found	xs:long	pool_data_lbp_pages_found - Local buffer pool found data pages monitor element
pool_data_p_reads	xs:nonNegativeInteger	pool_data_p_reads - Buffer pool data physical reads
pool_data_writes	xs:nonNegativeInteger	pool_data_writes - Buffer pool data writes
pool_failed_async_col_reqs	xs:nonNegativeInteger	pool_failed_async_col_reqs - Failed column-organized prefetch requests
pool_failed_async_data_reqs	xs:nonNegativeInteger	pool_failed_async_data_reqs - Failed data prefetch requests monitor element
pool_failed_async_index_reqs	xs:nonNegativeInteger	pool_failed_async_index_reqs - Failed index prefetch requests monitor element
pool_failed_async_other_reqs	xs:nonNegativeInteger	pool_failed_async_other_reqs - Failed non-prefetch requests monitor element
pool_failed_async_temp_data_reqs	xs:nonNegativeInteger	pool_failed_async_temp_data_reqs - Failed data prefetch requests for temporary table spaces monitor element
pool_failed_async_temp_index_reqs	xs:nonNegativeInteger	pool_failed_async_temp_index_reqs - Failed index prefetch requests for temporary table spaces monitor element

Table 106. Detailed metrics returned for MON_GET_ACTIVITY_DETAILS (continued)

Element name	Data type	Description or corresponding monitor element
pool_failed_async_temp_xda_reqs	xs:nonNegativeInteger	pool_failed_async_temp_xda_reqs - Failed XDA prefetch requests for temporary table spaces monitor element
pool_failed_async_temp_col_reqs	xs:nonNegativeInteger	pool_failed_async_temp_col_reqs - Failed column-organized temporary prefetch requests
pool_failed_async_xda_reqs	xs:nonNegativeInteger	pool_failed_async_xda_reqs - Failed XDA prefetch requests monitor element
pool_index_gbp_indep_pages_found_in_lbp	xs:nonNegativeInteger	pool_index_gbp_indep_pages_found_in_lbp - Group buffer pool independent index pages found in local buffer pool monitor element
pool_index_gbp_invalid_pages	xs:long	pool_index_gbp_invalid_pages - Group buffer pool invalid index pages monitor element
pool_index_gbp_l_reads	xs:long	pool_index_gbp_l_reads - Group buffer pool index logical reads monitor element
pool_index_gbp_p_reads	xs:long	pool_index_gbp_p_reads - Group buffer pool index physical reads monitor elements
pool_index_l_reads	xs:nonNegativeInteger	pool_index_l_reads - Buffer pool index logical reads
pool_index_lbp_pages_found	xs:long	pool_index_lbp_pages_found - Local buffer pool index pages found monitor element
pool_index_p_reads	xs:nonNegativeInteger	pool_index_p_reads - Buffer pool index physical reads
pool_index_writes	xs:nonNegativeInteger	pool_index_writes - Buffer pool index writes
pool_queued_async_col_pages	xs:nonNegativeInteger	pool_queued_async_col_pages - Column-organized page prefetch requests
pool_queued_async_col_reqs	xs:nonNegativeInteger	pool_queued_async_col_reqs - Column-organized prefetch requests
pool_queued_async_data_pages	xs:nonNegativeInteger	pool_queued_async_data_pages - Data pages prefetch requests monitor element
pool_queued_async_data_reqs	xs:nonNegativeInteger	pool_queued_async_data_reqs - Data prefetch requests monitor element
pool_queued_async_index_pages	xs:nonNegativeInteger	pool_queued_async_index_pages - Index pages prefetch requests monitor element
pool_queued_async_index_reqs	xs:nonNegativeInteger	pool_queued_async_index_reqs - Index prefetch requests monitor element
pool_queued_async_temp_col_pages	xs:nonNegativeInteger	pool_queued_async_temp_col_pages - Column-organized page temporary prefetch requests
pool_queued_async_temp_col_reqs	xs:nonNegativeInteger	pool_queued_async_temp_col_reqs - Column-organized temporary prefetch requests
pool_queued_async_other_reqs	xs:nonNegativeInteger	pool_queued_async_other_reqs - Non-prefetch requests monitor element

Table 106. Detailed metrics returned for MON_GET_ACTIVITY_DETAILS (continued)

Element name	Data type	Description or corresponding monitor element
pool_queued_async_temp_data_pages	xs:nonNegativeInteger	pool_queued_async_temp_data_pages - Data pages prefetch requests for temporary table spaces monitor element
pool_queued_async_temp_data_reqs	xs:nonNegativeInteger	pool_queued_async_temp_data_reqs - Data prefetch requests for temporary table spaces monitor element
pool_queued_async_temp_index_pages	xs:nonNegativeInteger	pool_queued_async_temp_index_pages - Index pages prefetch requests for temporary table spaces monitor element
pool_queued_async_temp_index_reqs	xs:nonNegativeInteger	pool_queued_async_temp_index_reqs - Index prefetch requests for temporary table spaces monitor element
pool_queued_async_temp_xda_pages	xs:nonNegativeInteger	pool_queued_async_temp_xda_pages - XDA data pages prefetch requests for temporary table spaces monitor element
pool_queued_async_temp_xda_reqs	xs:nonNegativeInteger	pool_queued_async_temp_xda_reqs - XDA data prefetch requests for temporary table spaces monitor element
pool_queued_async_xda_pages	xs:nonNegativeInteger	pool_queued_async_xda_pages - XDA pages prefetch requests
pool_queued_async_xda_reqs	xs:nonNegativeInteger	pool_queued_async_xda_reqs - XDA prefetch requests monitor element
pool_read_time	xs:nonNegativeInteger	pool_read_time - Total buffer pool physical read time
pool_temp_col_l_reads	xs:nonNegativeInteger	pool_temp_col_l_reads - Buffer pool column-organized temporary logical reads
pool_temp_col_p_reads	xs:nonNegativeInteger	pool_temp_col_p_reads - Buffer pool column-organized temporary physical reads
pool_temp_data_l_reads	xs:nonNegativeInteger	pool_temp_data_l_reads - Buffer pool temporary data logical reads
pool_temp_data_p_reads	xs:nonNegativeInteger	pool_temp_data_p_reads - Buffer pool temporary data physical reads
pool_temp_index_l_reads	xs:nonNegativeInteger	pool_temp_index_l_reads - Buffer pool temporary index logical reads
pool_temp_index_p_reads	xs:nonNegativeInteger	pool_temp_index_p_reads - Buffer pool temporary index physical reads
pool_temp_xda_l_reads	xs:nonNegativeInteger	pool_temp_xda_l_reads - Buffer pool temporary XDA data logical reads
pool_temp_xda_p_reads	xs:nonNegativeInteger	pool_temp_xda_p_reads - Buffer pool temporary XDA data physical reads
pool_write_time	xs:nonNegativeInteger	pool_write_time - Total buffer pool physical write time

Table 106. Detailed metrics returned for MON_GET_ACTIVITY_DETAILS (continued)

Element name	Data type	Description or corresponding monitor element
pool_xda_gbp_indep_pages_found_in_lbp	xs:nonNegativeInteger	pool_xda_gbp_indep_pages_found_in_lbp - Group buffer pool XDA independent pages found in local buffer pool monitor element
pool_xda_gbp_invalid_pages	xs:nonNegativeInteger	pool_xda_gbp_invalid_pages - Group buffer pool invalid XDA data pages
pool_xda_gbp_l_reads	xs:nonNegativeInteger	pool_xda_gbp_l_reads - Group buffer pool XDA data logical read requests
pool_xda_gbp_p_reads	xs:nonNegativeInteger	pool_xda_gbp_p_reads - Group buffer pool XDA data physical read requests
pool_xda_l_reads	xs:nonNegativeInteger	pool_xda_l_reads - Buffer pool XDA data logical reads
pool_xda_lbp_pages_found	xs:nonNegativeInteger	pool_xda_lbp_pages_found - Local buffer pool XDA data pages found
pool_xda_p_reads	xs:nonNegativeInteger	pool_xda_p_reads - Buffer pool XDA data physical reads
pool_xda_writes	xs:nonNegativeInteger	pool_xda_writes - Buffer pool XDA data writes
post_shrthreshold_hash_joins	xs:long	post_shrthreshold_hash_joins - Post threshold hash joins monitor element
post_shrthreshold_sorts	xs:nonNegativeInteger	post_shrthreshold_sorts - Post shared threshold sorts
post_threshold_col_vector_consumers	xs:long	post_threshold_col_vector_consumers - Post threshold columnar_vector consumers
post_threshold_hash_grpbys	xs:long	post_threshold_hash_grpbys - Hash group by threshold post_threshold_hash_grpbys - Hash group by threshold
post_threshold_hash_joins	xs:long	post_threshold_hash_joins - Hash Join Threshold monitor element
post_threshold_olap_funcs	xs:long	post_threshold_olap_funcs - OLAP function threshold monitor element
post_threshold_peas	xs:long	post_threshold_peas - Partial early aggregation threshold monitor element
post_threshold_peds	xs:long	post_threshold_peds - Partial early distincts threshold monitor element
post_threshold_sorts	xs:nonNegativeInteger	post_threshold_sorts - Post threshold sorts
prefetch_wait_time	xs:nonNegativeInteger	prefetch_wait_time - Time waited for prefetch
prefetch_waits	xs:nonNegativeInteger	prefetch_waits - Prefetcher wait count monitor element
query_actual_degree	xs:int	query_actual_degree - Actual runtime degree of intrapartition parallelism monitor element

Table 106. Detailed metrics returned for MON_GET_ACTIVITY_DETAILS (continued)

Element name	Data type	Description or corresponding monitor element
query_card_estimate	xs:long	query_card_estimate - Query Number of Rows Estimate monitor element
query_cost_estimate	xs:integer	query_cost_estimate - Query cost estimate
query_data_tag_list	xs:string(32)	query_data_tag_list - Query data tag list
reclaim_wait_time	xs:long	reclaim_wait_time - Reclaim wait time monitor element
routine_id	xs:nonNegativeInteger	routine_id - Routine ID
rows_deleted	xs:long	rows_deleted - Rows deleted monitor element
rows_inserted	xs:long	rows_inserted - Rows inserted monitor element
rows_modified	xs:nonNegativeInteger	rows_modified - Rows modified
rows_read	xs:nonNegativeInteger	rows_read - Rows read
rows_returned	xs:nonNegativeInteger	rows_returned - Rows returned
rows_updated	xs:long	rows_updated - Rows updated monitor element
section_number	xs:integer	section_number - Section number
semantic_env_id	xs:long	semantic_env_id - Query semantic compilation environment ID monitor element
service_class_id	xs:integer	service_class_id - Service class
service_class_work_class_id	xs:nonNegativeInteger	service_class_work_class_id - Service class work class ID monitor element monitor element
service_class_work_action_set_id	xs:nonNegativeInteger	service_class_work_action_set_id - Service class work action set ID monitor element monitor element
sort_consumer_heap_top	xs:long	sort_consumer_heap_top - Individual private sort heap consumer high watermark
sort_consumer_shrheap_top	xs:long	sort_consumer_shrheap_top - Individual shared sort heap consumer high watermark
sort_heap_allocated	xs:long	sort_heap_allocated - Total Sort Heap Allocated monitor element
sort_heap_top	xs:long	sort_heap_top - Sort private heap high watermark monitor element
sort_overflows	xs:nonNegativeInteger	sort_overflows - Sort overflows
sort_shrheap_allocated	xs:long	sort_shrheap_allocated - Sort Share Heap Currently Allocated monitor element
sort_shrheap_top	xs:long	sort_shrheap_top - Sort share heap high watermark monitor element
spacemappage_reclaim_wait_time	xs:long	spacemappage_reclaim_wait_time - Space map page reclaim wait time monitor element

Table 106. Detailed metrics returned for MON_GET_ACTIVITY_DETAILS (continued)

Element name	Data type	Description or corresponding monitor element
sqlrowsread_threshold_id	xs:int	sqlrowsread_threshold_id - SQL rows read threshold ID monitor element
sqlrowsread_threshold_value	xs:long	sqlrowsread_threshold_value - SQL rows read threshold value
sqlrowsread_threshold_violated	xs:short (1 = yes, 0 = no)	sqlrowsread_threshold_violated - SQL rows read threshold violated
sqlrowsreadinsc_threshold_id	xs:int	sqlrowsreadinsc_threshold_id - SQL rows read in service threshold ID
sqlrowsreadinsc_threshold_value	xs:long	sqlrowsreadinsc_threshold_value - SQL rows read in service threshold value
sqlrowsreadinsc_threshold_violated	xs:short (1 = yes, 0 = no)	sqlrowsreadinsc_threshold_violated - SQL rows read in service threshold violated
sqlrowsreturned_threshold_id	xs:int	sqlrowsreturned_threshold_id - SQL rows read returned threshold ID
sqlrowsreturned_threshold_value	xs:long	sqlrowsreturned_threshold_value - SQL rows read returned threshold value
sqlrowsreturned_threshold_violated	xs:short (1 = yes, 0 = no)	sqlrowsreturned_threshold_violated - SQL rows read returned threshold violated
sqltempespace_threshold_id	xs:int	sqltempespace_threshold_id - SQL temporary space threshold ID
sqltempespace_threshold_value	xs:long	sqltempespace_threshold_value - SQL temporary space threshold value
sqltempespace_threshold_violated	xs:short (1 = yes, 0 = no)	sqltempespace_threshold_violated - SQL temporary space threshold violated
stmt_exec_time	xs:nonNegativeInteger	stmt_exec_time - Statement execution time
stmt_pkg_cache_id	xs:nonNegativeInteger	stmt_pkgcache_id - Statement package cache identifier
stmt_text	xs:string	stmt_text - SQL statement text. If the activity is dynamic SQL or it is static SQL for which the statement text is available, this field contains the first 1024 characters of the statement text. Otherwise, it contains an empty string.
stmtid	xs:long	stmtid - Query statement ID monitor element
stmtno	xs:int	stmtno - Statement number monitor element
thresh_violations	xs:nonNegativeInteger	thresh_violations - Number of threshold violations
total_act_time	xs:nonNegativeInteger	total_act_time - Total activity time
total_act_wait_time	xs:nonNegativeInteger	total_act_wait_time - Total activity wait time

Table 106. Detailed metrics returned for MON_GET_ACTIVITY_DETAILS (continued)

Element name	Data type	Description or corresponding monitor element
total_app_section_executions	xs:nonNegativeInteger	total_app_section_executions - Total section executions
total_col_executions	xs:nonNegativeInteger	total_col_executions - Total column-organized executions
total_col_proc_time	xs:nonNegativeInteger	total_col_proc_time - Total column-organized processing time
total_col_synopsis_executions	xs:nonNegativeInteger	total_col_synopsis_executions - Total column-organized synopsis table executions monitor element
total_col_synopsis_proc_time	xs:nonNegativeInteger	total_col_synopsis_proc_time - Total column-organized synopsis table processing time monitor element
total_col_synopsis_time	xs:nonNegativeInteger	total_col_synopsis_time - Total column-organized synopsis table time monitor element
total_col_time	xs:nonNegativeInteger	total_col_time - Total column-organized time
total_col_vector_consumers	xs:long	total_col_vector_consumers - Total columnar_vector consumers
total_cpu_time	xs:nonNegativeInteger	total_cpu_time - Total CPU time
total_disp_run_queue_time	xs:long	total_disp_run_queue_time - Total dispatcher run queue time monitor element in microseconds
total_extended_latch_wait_time	xs:nonNegativeInteger	total_extended_latch_wait_time - Total extended latch wait time monitor element
total_extended_latch_waits	xs:nonNegativeInteger	total_extended_latch_waits - Total extended latch waits monitor element
total_hash_grpbys	xs:long	total_hash_grpbys - Total hash group by operations
total_hash_joins	xs:long	total_hash_joins - Total Hash Joins monitor element
total_hash_loops	xs:long	total_hash_loops - Total Hash Loops monitor element
total_index_build_proc_time	xs:long	total_index_build_proc_time - Total non-wait time spent building indexes due to index creation
total_index_build_time	xs:long	total_index_build_time - Total time spent building indexes due to index creation
total_indexes_built	xs:long	total_indexes_built - Total number of indexes built
total_olap_funcs	xs:long	total_olap_funcs - Total OLAP Functions monitor element
total_peas	xs:long	total_peas - Total partial early aggregations monitor element
total_peds	xs:long	total_peds - Total partial early distincts monitor element
total_routine_invocations	xs:nonNegativeInteger	total_routine_invocations - Total routine invocations

Table 106. Detailed metrics returned for MON_GET_ACTIVITY_DETAILS (continued)

Element name	Data type	Description or corresponding monitor element
total_routine_non_sect_proc_time	xs:nonNegativeInteger	total_routine_non_sect_proc_time - Non-section processing time
total_routine_non_sect_time	xs:nonNegativeInteger	total_routine_non_sect_time - Non-section routine execution time
total_routine_time	xs:nonNegativeInteger	total_routine_time - Total routine time
total_routine_user_code_proc_time	xs:nonNegativeInteger	total_routine_user_code_proc_time - Total routine user code processing time
total_routine_user_code_time	xs:nonNegativeInteger	total_routine_user_code_time - Total routine user code time
total_section_proc_time	xs:nonNegativeInteger	total_section_proc_time - Total section processing time
total_section_sort_proc_time	xs:nonNegativeInteger	total_section_sort_proc_time - Total section sort processing time
total_section_sort_time	xs:nonNegativeInteger	total_section_sort_time - Total section sort time.
total_section_sorts	xs:nonNegativeInteger	total_section_sorts - Total section sorts.
total_section_time	xs:nonNegativeInteger	total_section_time - Total section time
total_sorts	xs:nonNegativeInteger	total_sorts - Total Sorts
total_sync_runstats	xs:nonNegativeInteger	total_sync_runstats - Total synchronous RUNSTATS activities monitor element
tq_sort_heap_rejections	xs:long	tq_sort_heap_rejections - Table queue sort heap rejections monitor element
tq_sort_heap_requests	xs:long	tq_sort_heap_requests - Table queue sort heap requests monitor element
tq_tot_send_spills	xs:nonNegativeInteger	tq_tot_send_spills - Total number of tablequeue buffers overflowed
uow_id	xs:nonNegativeInteger	uow_id - Unit of work ID
util_heap_allocated	xs:long	util_heap_allocated - Total utility heap allocated monitor element
adm_resource_actuals	xs:string	adm_resource_actuals - Query uses WLM admission control resource actuals
utility_id	xs:nonNegativeInteger	utility_id - Utility ID
utility_invocation_id	xs:hexBinary	utility_invocation_id - Utility invocation ID monitor element
wl_work_action_set_id	xs:nonNegativeInteger	wl_work_action_set_id - Workload work action set identifier monitor element

Table 106. Detailed metrics returned for MON_GET_ACTIVITY_DETAILS (continued)

Element name	Data type	Description or corresponding monitor element
wl_work_class_id	xs:nonNegativeInteger	wl_work_class_id - Workload work class identifier
wlm_queue_assignments_total	xs:nonNegativeInteger	wlm_queue_assignments_total - Workload manager total queue assignments
wlm_queue_time_total	xs:nonNegativeInteger	wlm_queue_time_total - Workload manager total queue time
application_name	xs:string	appl_name - Application name
workload_id	xs:nonNegativeInteger	workload_id - Workload ID
SORTSHRHEAPUTIL_THRESHOLD_ID	INTEGER	sortshrheaputil_threshold_id - Shared sortheap utilization threshold ID sortshrheaputil_threshold_id - Shared sortheap utilization threshold ID
SORTSHRHEAPUTIL_THRESHOLD_VALUE	BIGINT	sortshrheaputil_threshold_value - Shared sortheap utilization threshold value sortshrheaputil_threshold_value - Shared sortheap utilization threshold value
SORTSHRHEAPUTIL_THRESHOLD_VIOLATED	SMALLINT	sortshrheaputil_threshold_violated - Shared sortheap utilization threshold violated sortshrheaputil_threshold_violated - Shared sortheap utilization threshold violated
SESSION_PRIORITY	xs:string(10)	session_priority - Session priority monitor element session_priority - Session priority monitor element

Usage notes

The MON_GET_ACTIVITY_DETAILS function provides maximum flexibility for formatting output because it returns detailed information for a single activity as an XML document. The XML output includes both descriptive information (for example, statement text) and metrics. The output can be parsed directly by an XML parser, or it can be converted to relational format by the XMLTABLE function as shown in the example.

The metrics reported through this function (for example, CPU usage) are rolled up to the activity periodically during the lifetime of the activity. Therefore, the values reported by this table function reflect the current state of the system at the time of the most recent rollup.

Activity metrics are controlled through the COLLECT ACTIVITY METRICS clause on workloads, or the mon_act_metrics database configuration parameter at the database level. Metrics are collected if the connection that submits the activity is associated with a workload or database for which activity metrics are enabled. If activity metrics are not collected for an activity, all metrics are reported as 0.

The MON_GET_ACTIVITY_DETAILS table function returns one row of data for each member on which the activity exists. No aggregation across members is performed for the metrics. However, aggregation can be achieved through SQL queries.

The schema for the XML document that is returned in the DETAILS column is available in the file sql1lib/misc/DB2MonRoutines.xsd. Further details can be found in the file sql1lib/misc/DB2MonCommon.xsd.

Example

Investigate a long running query to determine if it is spending its time executing or waiting (for example, blocked on locks or I/O).

Note: The following queries can be combined into one statement and are shown in 2 steps for reasons of clarity. Also, if you want to retrieve the complete text, you could use the executable ID to obtain the statement text from the MON_GET_PKG_CACHE_STMT table function.

1. First use the WLM_GET_WORKLOAD_OCCURRENCE_ACTIVITIES table function to list activities and their start times.

```
SELECT application_handle,
       activity_id,
       uow_id,
       local_start_time
FROM TABLE(
  WLM_GET_WORKLOAD_OCCURRENCE_ACTIVITIES(
    cast(NULL as bigint), -1)
) AS T
```

The following is an example of output from this query.

```
APPLICATION_HANDLE  ACTIVITY_ID  UOW_ID      LOCAL_START_TIME
-----
                7                1            2 2008-06-10-10.06.55.675668
                16                1            7 2008-06-10-10.08.38.613610

 2 record(s) selected.
```

2. Then use the MON_GET_ACTIVITY_DETAILS table function to view the percentage of time that the activity has spent waiting.

```
SELECT actmetrics.application_handle,
       actmetrics.activity_id,
       actmetrics.uow_id,
       varchar(actmetrics.stmt_text, 50) as stmt_text,
       actmetrics.total_act_time,
       actmetrics.total_act_wait_time,
       CASE WHEN actmetrics.total_act_time > 0
            THEN DEC(
              FLOAT(actmetrics.total_act_wait_time) /
              FLOAT(actmetrics.total_act_time)) * 100, 5, 2)
            ELSE NULL
       END AS PERCENTAGE_WAIT_TIME
FROM TABLE(MON_GET_ACTIVITY_DETAILS(7, 2, 1, -2)) AS ACTDETAILS,
XMLTABLE (XMLNAMESPACES( DEFAULT 'http://www.ibm.com/xmlns/prod/db2/mon'),
 '$actmetrics/db2_activity_details'
 PASSING XMLPARSE(DOCUMENT ACTDETAILS.DETAILS) as "actmetrics"
 COLUMNS "APPLICATION_HANDLE" INTEGER PATH 'application_handle',
 "ACTIVITY_ID" INTEGER PATH 'activity_id',
 "UOW_ID" INTEGER PATH 'uow_id',
 "STMT_TEXT" VARCHAR(1024) PATH 'stmt_text',
 "TOTAL_ACT_TIME" INTEGER PATH 'activity_metrics/total_act_time',
 "TOTAL_ACT_WAIT_TIME" INTEGER PATH 'activity_metrics/total_act_wait_time'
) AS ACTMETRICS;
```

The following is an example of output from this query.

```
APPLICATION_HANDLE  ACTIVITY_ID  UOW_ID      ...
-----
                7                1            2 ...

 1 record(s) selected.
```

Output for query (continued).

```
... STMT_TEXT
... -----
... select * from syscat.tables optimize for 1 row ...
```

Output for query (continued).

```
... TOTAL_ACT_TIME TOTAL_ACT_WAIT_TIME PERCENTAGE_WAIT_TIME
... -----
...                459                    0                0.00
```

Use the MON_GET_ACTIVITY_DETAILS table function to create a query that captures information about all the activities currently running on a system.

- Example 1: Run the following command using the command line processor (CLP)

```
WITH A1 AS
  (SELECT * FROM TABLE(wlm_get_workload_occurrence_activities(null, -1))
   WHERE activity_id > 0 )
SELECT A1.application_handle,
       A1.activity_id,
       A1.uow_id,
       total_act_time,
       total_act_wait_time,
       varchar(actmetrics.stmt_text, 50) AS stmt_text FROM A1,
TABLE(MON_GET_ACTIVITY_DETAILS(A1.application_handle, A1.uow_id,A1.activity_id, -1))
  AS ACTDETAILS,
XMLTABLE (XMLNAMESPACES( DEFAULT 'http://www.ibm.com/xmlns/prod/db2/mon'),
 '$actmetrics/db2_activity_details'
 PASSING XMLPARSE(DOCUMENT ACTDETAILS.DETAILS) AS "actmetrics"
 COLUMNS "STMT_TEXT" VARCHAR(1024) PATH 'stmt_text',
 "TOTAL_ACT_TIME" INTEGER PATH 'activity_metrics/total_act_time',
 "TOTAL_ACT_WAIT_TIME" INTEGER PATH 'activity_metrics/total_act_wait_time' )
 AS ACTMETRICS
```

The following is an example of output from this query:

```
APP...HANDLE  A..._ID  UOW_ID  T...ACT_TIME  T...WAIT_TIME
-----
15             1         5        16            5
15             1         3        17            5
7              1        49         0             0
SQL0445W Value "with A1 as (select * from table(wlm_get_workload
3 record(s) selected with 1 warning messages printed.
```

The following sample continues output from this query:

```
... STMT_TEXT
... -----
... select name from sysibm.systables
... select * from sysibm.systables
... with A1 as (select * from table(wlm_get_workload_o
_occurrence_" has been truncated. SQLSTATE=01004
3 record(s) selected with 1 warning messages printed.
```

MON_GET_AGENT table function - List agents, fenced mode processes, and system entities for the database

The MON_GET_AGENT function returns a list of all agents, fenced mode processes (db2fmp processes), and system entities for the database. The list can be filtered to show information for a specified member, service class, or application.

The system entities are non-agent threads and processes, such as page cleaners and prefetchers.

Refer to [Table 107 on page 495](#) for a complete list of information that can be returned.

Authorization

One of the following authorizations is required:

- EXECUTE privilege on the routine
- DATAACCESS authority
- DBADM authority
- SQLADM authority

- WLMADM authority

Default PUBLIC privilege

None

Syntax

```

▶▶ MON_GET_AGENT ( ( — service_superclass_name — , — service_subclass_name — , —
    application_handle — , — member — ) )▶▶

```

The schema is SYSPROC.

Routine parameters

service_superclass_name

An input argument of type VARCHAR(128) that specifies the name of a service superclass in the currently connected database. If the argument is null or an empty string, data is retrieved for all the superclasses in the database.

service_subclass_name

An input argument of type VARCHAR(128) that refers to a specific subclass within a superclass. If the argument is null or an empty string, data is retrieved for all the subclasses in the database.

application_handle

An input argument of type BIGINT that specifies the application handle for which agent information is to be returned. If the argument is null, data is retrieved for all applications in the database. An application handle of 0 returns the system entities only.

member

An input argument of type INTEGER that specifies the member number in the same instance as the currently connected database. Specify -1 for the current database member, or -2 for all active database members. If a null value is specified, -1 is set implicitly.

Information returned

<i>Table 107. Information returned by the MON_GET_AGENT routine</i>		
Column name	Data type	Description
SERVICE_SUPERCLASS_NAME	VARCHAR (128)	service_superclass_name - Service superclass name monitor element
SERVICE_SUBCLASS_NAME	VARCHAR (128)	service_subclass_name - Service subclass name monitor element
APPLICATION_HANDLE	BIGINT	application_handle - Application handle monitor element
DBPARTITIONNUM	SMALLINT	dbpartitionnum - Database partition number monitor element
ENTITY	VARCHAR (32)	One of the following values: <ul style="list-style-type: none"> • If the type of entity is an agent, the value is db2agent. • If the type of entity is a fenced mode process, the value is db2fmp (<i>pid</i>) where <i>pid</i> is the process ID of the fenced mode process. • Otherwise, the value is the name of the system entity.
WORKLOAD_NAME	VARCHAR (128)	workload_name - Workload name monitor element

Table 107. Information returned by the MON_GET_AGENT routine (continued)

Column name	Data type	Description
WORKLOAD_OCCURRENCE_ID	INTEGER	workload_occurrence_id - Workload occurrence identifier monitor element
UOW_ID	INTEGER	uow_id - Unit of work ID monitor element
ACTIVITY_ID	INTEGER	activity_id - Activity ID monitor element
PARENT_UOW_ID	INTEGER	parent_uow_id - Parent unit of work ID monitor element
PARENT_ACTIVITY_ID	INTEGER	parent_activity_id - Parent activity ID monitor element
AGENT_TID	BIGINT	agent_tid - Agent thread ID monitor element
AGENT_TYPE	VARCHAR (32)	Agent type. The agent types are as follows: <ul style="list-style-type: none"> • COORDINATOR • OTHER • PDBSUBAGENT • SMPSUBAGENT If the value is COORDINATOR, the agent ID might change in concentrator environments. The SMPSUBAGENT type is returned for agents that are processing column-organized tables.
SMP_COORDINATOR	INTEGER	Indication of whether the agent is an SMP coordinator: 1 for yes and 0 for no.
AGENT_SUBTYPE	VARCHAR (32)	Agent subtype. The possible subtypes are as follows: <ul style="list-style-type: none"> • DSS • OTHER • RPC • SMP • COLUMNAR
AGENT_STATE	VARCHAR (32)	Indication of whether an agent is associated or active. The possible values are: <ul style="list-style-type: none"> • ASSOCIATED • ACTIVE
EVENT_TYPE	VARCHAR (32)	Type of event last processed by this agent. The possible values are as follows: <ul style="list-style-type: none"> • ACQUIRE • PROCESS • WAIT See Table 108 on page 500 for more information about possible values for this column.

Table 107. Information returned by the MON_GET_AGENT routine (continued)

Column name	Data type	Description
EVENT_OBJECT	VARCHAR (32)	<p>Object of the event last processed by this agent. The possible values are as follows:</p> <ul style="list-style-type: none"> • COMPRESSION_DICTIONARY_BUILD • IMPLICIT_REBIND • INDEX_RECREATE • LATCH • LOCK • LOCK_ESCALATION • QP_QUEUE • REMOTE_REQUEST • REQUEST • ROUTINE • WLM_QUEUE • TQ_SEND • TQ_RECEIVE <p>See Table 108 on page 500 for more information about possible values for this column.</p>
EVENT_STATE	VARCHAR (32)	<p>State of the event last processed by this agent. The possible values are as follows:</p> <ul style="list-style-type: none"> • EXECUTING • IDLE <p>See Table 108 on page 500 for more information about possible values for this column.</p>
REQUEST_ID	VARCHAR (64)	<p>Request ID. This value is unique only in combination with the value of <i>application_handle</i>. You can use this combination to distinguish between one request that is taking a long time and multiple requests; for example, to distinguish between one long fetch and multiple fetches.</p>

Table 107. Information returned by the MON_GET_AGENT routine (continued)

Column name	Data type	Description
REQUEST_TYPE	VARCHAR (32)	<p>Type of request. The possible values are as follows:</p> <ul style="list-style-type: none"> • For coordinator agents: <ul style="list-style-type: none"> – CLOSE – COMMIT – COMPILE – DESCRIBE – EXCSQLSET – EXECIMMD – EXECUTE – FETCH – INTERNAL <i>number</i>, where <i>number</i> is the value of the internal constant – OPEN – PREPARE – REBIND – REDISTRIBUTE – REORG – ROLLBACK – RUNSTATS • For subagents with an AGENT_SUBTYPE column value of DSS, SMP, or COLUMNAR: <ul style="list-style-type: none"> – If the subsection number is nonzero, the subsection number in the form SUBSECTION:<i>subsection_number</i>; otherwise, NULL.

Table 107. Information returned by the MON_GET_AGENT routine (continued)

Column name	Data type	Description
REQUEST_TYPE (continued)	VARCHAR (32)	<ul style="list-style-type: none"> • For subagents with an AGENT_SUBTYPE of RPC: <ul style="list-style-type: none"> – ABP – CATALOG – INTERNAL – REORG – RUNSTATS – WLM • For subagents with a SUBTYPE of OTHER: <ul style="list-style-type: none"> – ABP – APP_RBSVPT – APP_RELSVPT – BACKUP – CLOSE – EXTERNAL_RBSVPT – EVMON – FORCE – FORCE_ALL – INTERNAL <i>number</i>, where <i>number</i> is the value of the internal constant – INTERRUPT – NOOP (if there is no request) – QP – REDISTRIBUTE – STMT_RBSVPT – STOP_USING – UPDATE_DBM_CFG – WLM
NESTING_LEVEL	INTEGER	nesting_level - Nesting level monitor element
INVOCATION_ID	INTEGER	invocation_id - Invocation ID monitor element
ROUTINE_ID	INTEGER	routine_id - Routine ID monitor element
EVENT_OBJECT_NAME	VARCHAR (1024)	<p>Event object name.</p> <ul style="list-style-type: none"> • If the value of EVENT_OBJECT is LOCK, the value of this column is the name of the lock that the agent is waiting on. • If the value of EVENT_OBJECT is WLM_QUEUE, the value of the column is the name of the WLM threshold that the agent is queued on. • If the value of EVENT_OBJECT is TQ_SEND or TQ_RECEIVE the value of the column represents the table queue ID number. • Otherwise, the value is NULL.

Table 107. Information returned by the MON_GET_AGENT routine (continued)

Column name	Data type	Description
APPLICATION_NAME	VARCHAR (128)	appl_name - Application name
APPLICATION_ID	VARCHAR (128)	appl_id - Application ID
CLIENT_PID	BIGINT	client_pid - Client process ID
SESSION_AUTH_ID	VARCHAR (128)	session_auth_id - Session authorization ID
REQUEST_START_TIME	TIMESTAMP	Time that the agent started processing the request on which it is currently working
AGENT_STATE_LAST_UPDATE_TIME	TIMESTAMP	The last time that the event, being processed by the agent, was changed. The event currently processed by the agent is identified by the EVENT_TYPE, EVENT_OBJECT, and EVENT_STATE columns.
EXECUTABLE_ID	VARCHAR (32) FOR BIT DATA	executable_id - Executable ID monitor element
MEMBER	SMALLINT	member - Database member monitor element
UTILITY_INVOCATION_ID	VARCHAR (32) FOR BIT DATA	utility_invocation_id - Utility invocation ID
IS_SYSTEM_APPL	SMALLINT	is_system_appl - Is System Application monitor element
SUBSECTION_NUMBER	BIGINT	Displays subsection ID if an agent (any agent type) is processing a subsection; otherwise NULL.
EVENT_OBJECT_DETAILS	VARCHAR (1024)	Displays detailed information about the event wait object. Basic information about the event wait object is displayed in the EVENT_OBJECT_NAME field.

Note: The possible combinations of EVENT_STATE, EVENT_TYPE, EVENT_OBJECT, and EVENT_OBJECT_NAME column values are listed in the following table.

Table 108. Possible combinations for EVENT_STATE, EVENT_TYPE, EVENT_OBJECT, and EVENT_OBJECT_NAME column values

Event description	EVENT_STATE value	EVENT_TYPE value	EVENT_OBJECT value	EVENT_OBJECT_NAME value	EVENT_OBJECT_DETAILS value
Acquire lock	IDLE	ACQUIRE	LOCK	Lock name	NULL
Escalate lock	EXECUTING	PROCESS	LOCK_ESCALATION	NULL	NULL
Process request	EXECUTING	PROCESS	REQUEST	NULL	NULL
Wait for a new request	IDLE	WAIT	REQUEST	NULL	NULL
Wait for a request to be processed at a remote member	IDLE	WAIT	REMOTE_REQUEST	NULL	NULL

Table 108. Possible combinations for EVENT_STATE, EVENT_TYPE, EVENT_OBJECT, and EVENT_OBJECT_NAME column values (continued)

Event description	EVENT_STATE value	EVENT_TYPE value	EVENT_OBJECT value	EVENT_OBJECT_NAME value	EVENT_OBJECT_DETAILS value
Wait on a WLM threshold queue	IDLE	WAIT	WLM_QUEUE	Threshold name	NULL
Process a routine	EXECUTING	PROCESS	ROUTINE	NULL	NULL
Re-create an index	EXECUTING	PROCESS	INDEX_RECREATE	NULL	NULL
Build compression dictionary	EXECUTING	PROCESS	COMP_DICT_BUILD	NULL	NULL
Implicit rebind	EXECUTING	PROCESS	IMPLICIT_REBIND	NULL	NULL
Sending data on table queue	IDLE	WAIT	TQ_SEND	Table queue number	Member number that is waiting for a table queue, or -1 for any member.
Receiving data on table queue	IDLE	WAIT	TQ_RECEIVE	Table queue number	Member number that is waiting for a table queue, or -1 for any member.
Latch wait	IDLE	WAIT	LATCH	Latch name	NULL

Usage notes

The parameters are, in effect, ANDed together. That is, if you specify conflicting input parameters, such as a service superclass SUP_A and a subclass SUB_B such that SUB_B is not a subclass of SUP_A, no rows are returned.

Examples

1. The following query returns a list of agents that are associated with application handle 1 for all database members. You can determine the application handle by using the **LIST APPLICATIONS** command or the MON_GET_CONNECTION table function.

```
SELECT SUBSTR(CHAR(APPLICATION_HANDLE),1,7) AS APPHANDLE,
       SUBSTR(CHAR(MEMBER),1,4) AS MEMB,
       SUBSTR(CHAR(AGENT_TID),1,9) AS AGENT_TID,
       SUBSTR(AGENT_TYPE,1,11) AS AGENTTYPE,
       SUBSTR(AGENT_STATE,1,10) AS AGENTSTATE,
       SUBSTR(REQUEST_TYPE,1,12) AS REQTYPE,
       SUBSTR(CHAR(UOW_ID),1,6) AS UOW_ID,
       SUBSTR(CHAR(ACTIVITY_ID),1,6) AS ACT_ID
FROM TABLE(MON_GET_AGENT(CAST(NULL AS VARCHAR(128)),
                          CAST(NULL AS VARCHAR(128)), 1, -2)) AS SCDETAILS
ORDER BY APPHANDLE, MEMB, AGENT_TID
```

Sample output is as follows:

```
APPHANDLE MEMB AGENT_TID AGENTTYPE AGENTSTATE REQTYPE UOW_ID ACT_ID
-----
```

1	0	3	COORDINATOR	ACTIVE	FETCH	1	5
1	0	4	SUBAGENT	ACTIVE	SUBSECTION:1	1	5
1	1	2	SUBAGENT	ACTIVE	SUBSECTION:2	1	5

The output shows a coordinator agent and a subagent on member 0 and a subagent on member 1 operating on behalf of an activity with UOW ID 1 and activity ID 5. The AGENTTYPE column with a value of COORDINATOR has a value of FETCH for the REQTYPE column (which indicates the main or initial request type). This means that the type of request is a fetch request for the coordinator agent.

2. The following query determines which lock an agent is waiting on:

```
select event_object, event_type, event_state, varchar(event_object_name, 30)
as event_object_name
from table(MON_GET_AGENT('','',cast(NULL as bigint), -1)) as t
```

Sample output is as follows:

EVENT_OBJECT	EVENT_TYPE	EVENT_STATE	EVENT_OBJECT_NAME
REQUEST	PROCESS	EXECUTING	-
REQUEST	PROCESS	EXECUTING	-
REQUEST	PROCESS	EXECUTING	-
REQUEST	PROCESS	EXECUTING	-
REQUEST	PROCESS	EXECUTING	-
REQUEST	PROCESS	EXECUTING	-
REQUEST	PROCESS	EXECUTING	-
REQUEST	PROCESS	EXECUTING	-
REQUEST	WAIT	IDLE	-
LOCK	ACQUIRE	IDLE	020005000000000000000000054
ROUTINE	PROCESS	EXECUTING	-
REQUEST	PROCESS	EXECUTING	-
REQUEST	PROCESS	EXECUTING	-
REQUEST	PROCESS	EXECUTING	-
REQUEST	PROCESS	EXECUTING	-
REQUEST	PROCESS	EXECUTING	-
REQUEST	PROCESS	EXECUTING	-
REQUEST	PROCESS	EXECUTING	-
REQUEST	PROCESS	EXECUTING	-
REQUEST	PROCESS	EXECUTING	-
REQUEST	PROCESS	EXECUTING	-
REQUEST	PROCESS	EXECUTING	-
REQUEST	PROCESS	EXECUTING	-

21 record(s) selected.

Using the same query at a later time shows that the WLM threshold has queued an agent:

EVENT_OBJECT	EVENT_TYPE	EVENT_STATE	EVENT_OBJECT_NAME
REQUEST	PROCESS	EXECUTING	-
REQUEST	PROCESS	EXECUTING	-
REQUEST	PROCESS	EXECUTING	-
REQUEST	PROCESS	EXECUTING	-
REQUEST	PROCESS	EXECUTING	-
REQUEST	PROCESS	EXECUTING	-
REQUEST	PROCESS	EXECUTING	-
REQUEST	PROCESS	EXECUTING	-
REQUEST	PROCESS	EXECUTING	-
REQUEST	PROCESS	EXECUTING	-
WLM_QUEUE	WAIT	IDLE	MYCONCDBCOORDTH
ROUTINE	PROCESS	EXECUTING	-
REQUEST	PROCESS	EXECUTING	-
REQUEST	PROCESS	EXECUTING	-
REQUEST	PROCESS	EXECUTING	-
REQUEST	PROCESS	EXECUTING	-
REQUEST	PROCESS	EXECUTING	-
REQUEST	PROCESS	EXECUTING	-
REQUEST	PROCESS	EXECUTING	-
REQUEST	PROCESS	EXECUTING	-
REQUEST	PROCESS	EXECUTING	-
REQUEST	PROCESS	EXECUTING	-
REQUEST	PROCESS	EXECUTING	-

21 record(s) selected.

3. In this example, an application is running in a partitioned database environment with BLU Acceleration. You want to gather some information on the state of various agents involved. You can use the snapshot interface to determine items such as:

- Which agents are working on which subsection

- The number of rows that are sent and received between subsections on table queues
- The number of rows that are read and written from disk

However, you cannot use the snapshot interface to determine the state of each agent that is working on a particular subsection. Some agents might be waiting on different table queues and partitions.

The following query can be used to gather information on the state of various agents involved. This query assumes that you know the application number (for example, 349, in this case):

```

SELECT SUBSTR(CHAR(APPLICATION_HANDLE),1,7) AS APPHANDLE,
       SUBSTR(CHAR(MEMBER),1,4) AS MEMB,
       SUBSTR(CHAR(AGENT_TID),1,20) AS AGENT_TID,
       SUBSTR(AGENT_SUBTYPE,1,10) AS AGENT_SUBTYPE,
       SUBSTR(AGENT_TYPE,1,11) AS AGENTTYPE,
       SUBSTR(AGENT_STATE,1,10) AS AGENTSTATE,
       SUBSTR(EVENT_STATE,1,10) AS EVENT_STATE,
       SUBSTR(EVENT_TYPE,1,10) AS EVENT_TYPE,
       SUBSTR(EVENT_OBJECT,1,10) AS EVENT_OBJECT,
       SUBSTR(REQUEST_TYPE,1,12) AS REQTYPE,
       SUBSTR(EVENT_OBJECT_NAME,1,10) AS TQ_ID,
       SUBSTR(CHAR(SUBSECTION_NUMBER),1,4) AS SUB_ID,
       SUBSTR(EVENT_OBJECT_DETAILS,1,10) AS TQ_WAIT_MEM
FROM TABLE(MON_GET_AGENT(CAST(NULL AS VARCHAR(128)), CAST(NULL AS VARCHAR(128)), 349,
-2))
AS SCDETAILS
ORDER BY APPHANDLE, MEMB, AGENT_TID

```

Note: EVENT_OBJECT_NAME is displayed as TQ_ID, SUBSECTION_NUMBER is displayed as SUB_ID, and EVENT_OBJECT_DETAILS is displayed as TQ_WAIT_MEM. TQ_WAIT_MEM represents the member that you are waiting for, where -1 means 'any'.

The following is an example of output from this query.

APPHANDLE	MEMB	AGENT_TID	AGENT_SUBTYPE	AGENTTYPE	AGENTSTATE	...
349	0	250	-	COORDINATOR	ACTIVE	...
349	0	338	COLUMNAR	SMPSUBAGENT	ACTIVE	...
349	0	343	COLUMNAR	SMPSUBAGENT	ACTIVE	...
349	0	335	SMP	SMPSUBAGENT	ACTIVE	...
349	0	336	SMP	SMPSUBAGENT	ACTIVE	...
349	1	277	COLUMNAR	SMPSUBAGENT	ACTIVE	...
349	2	278	COLUMNAR	SMPSUBAGENT	ACTIVE	...

Output for query (continued).

...EVENT_STATE	EVENT_TYPE	EVENT_OBJECT	REQTYPE	TQ_ID	SUB_ID	TQ_WAIT_MEM
...IDLE	WAIT	TQ_RECEIVE	OPEN	1	0	-1
...IDLE	WAIT	TQ_SEND	SUBSECTION:2	3	2	-1
...IDLE	WAIT	TQ_RECEIVE	-	2	0	-1
...IDLE	WAIT	REQUEST	-	-	0	-
...EXECUTING	PROCESS	REQUEST	-	-	0	-
...IDLE	WAIT	TQ_SEND	SUBSECTION:2	3	2	-1
...IDLE	WAIT	TQ_SEND	SUBSECTION:2	3	2	-1

In this example, an agent with an AGENT_TID value of 338 represents partition 0; a value of 277 represents partition 1; a value of 278 represents partition 2. All three of these agents are waiting to send to TQ_ID 3 on all partitions. Sending to all partitions is known as a broadcast. In this case, this broadcast occurs in subsection ID 2. The agent with an ID of 250 on partition 0 is processing subsection 0 and is waiting to receive on TQ_ID 1 from any partition. The agent with an ID of 343 is also waiting to receive on subsection 0 but on TQ_ID 2 from any partition. The agent with IDs 335 and 336 are not waiting on any TQ.

MON_GET_APPL_LOCKWAIT - Get information about locks for which an application is waiting

The MON_GET_APPL_LOCKWAIT table function returns information about all locks that each application's agents (that are connected to the current database) are waiting to acquire.

To get information about locks, use the MON_GET_APPL_LOCKWAIT, MON_FORMAT_LOCK_NAME, and MON_GET_LOCKS, table functions instead of the SNAPLOCKWAIT administrative view and

SNAP_GET_LOCKWAIT table function, and the SNAPLOCK administrative view and SNAP_GET_LOCK table function, which are deprecated in Fixpack 1 of Version 9.7.

➤ MON_GET_APPL_LOCKWAIT (— *application_handle* — , — *member* →

— , — *system_appls*) ➤

The schema is SYSPROC.

Routine parameters

application_handle

An optional input parameter of type BIGINT that specifies a valid application handle in the same database as the one to which you are currently connected. If the argument is null, locks are retrieved for all applications that are currently waiting for locks to be acquired.

member

An input parameter of type INTEGER that specifies a valid member in the same instance as the currently connected database. Specify -1 for the current database member, or -2 for all active members. If the NULL value is specified, -1 is set.

system_appls

An input parameter of type SMALLINT that specifies whether information for system applications is to be returned. The following values are valid:

- 0 or NULL: System application information is not returned. NULL is the default if a value for *system_appls* is not provided.
- 1: User and system application information is returned.

Authorization

One of the following authorities or privilege is required:

- EXECUTE privilege on the routine
- DATAACCESS authority
- DBADM authority
- SQLADM authority

Default PUBLIC privilege

None

Information returned

The columns that are returned provide information in the following areas:

- The following columns represent details about the lock that the application is currently waiting to acquire:

LOCK_WAIT_START_TIME, LOCK_NAME, LOCK_OBJECT_TYPE, LOCK_MODE, LOCK_CURRENT_MODE, LOCK_MODE_REQUESTED, LOCK_STATUS, LOCK_ESCALATION, LOCK_ATTRIBUTES, LOCK_RRIID, LOCK_COUNT, TBSP_ID, TAB_FILE_ID, SUBSECTION_NUMBER.

- The following columns represent details about the application that is waiting to acquire this lock.

REQ_APPLICATION_HANDLE, REQ_AGENT_TID, REQ_MEMBER, REQ_EXECUTABLE_ID

- The following columns represent details about the application that is currently holding the lock.

HLD_APPLICATION_HANDLE, HLD_MEMBER, ADDITIONAL_DETAILS

Table 109. Information returned by the MON_GET_APPL_LOCKWAIT table function

Column name	Data type	Description or monitor element
LOCK_WAIT_START_TIME	TIMESTAMP	lock_wait_start_time - Lock Wait Start Timestamp
LOCK_NAME	VARCHAR(32)	lock_name - Lock name The internal name can be formatted using the MON_FORMAT_LOCK_NAME table function to obtain details regarding the lock. For example, the table and table space that the lock references can be found, if this is a table lock.
LOCK_OBJECT_TYPE_ID	CHAR(1) FOR BIT DATA	Reserved for future use
LOCK_OBJECT_TYPE	VARCHAR(32)	lock_object_type - Lock object type waited on For possible values, see "lock_object_type - Lock object type waited on monitor element"
LOCK_MODE	VARCHAR(3)	lock_mode - Lock mode If the application holding this lock cannot be found, a value of NULL is returned. For a global lockwait, this value is NULL.
LOCK_CURRENT_MODE	VARCHAR(3)	lock_current_mode - Original Lock Mode Before Conversion If no conversion took place, then a value of NULL is returned.
LOCK_MODE_REQUESTED	VARCHAR(3)	lock_mode_requested - Lock mode requested
LOCK_STATUS	CHAR(1)	lock_status - Lock status
LOCK_ESCALATION	CHAR(1)	lock_escalation - Lock escalation
LOCK_ATTRIBUTES	CHAR(16)	lock_attributes - Lock attributes
LOCK_RRIID	BIGINT	lock_count - Lock count monitor element
LOCK_COUNT	BIGINT	lock_count - Lock count monitor element
TBSP_ID	BIGINT	tablespace_id - Table space ID
TAB_FILE_ID	BIGINT	table_file_id - Table file ID
SUBSECTION_NUMBER	BIGINT	ss_number - Subsection Number If the subsection number is not available, then a value of NULL is returned.
REQ_APPLICATION_HANDLE	BIGINT	req_application_handle - Requesting application handle
REQ_AGENT_TID	BIGINT	req_agent_tid - Requesting agent TID

Table 109. Information returned by the MON_GET_APPL_LOCKWAIT table function (continued)

Column name	Data type	Description or monitor element
REQ_MEMBER	SMALLINT	req_member - Requesting member
REQ_EXECUTABLE_ID	VARCHAR (32) FOR BIT DATA	req_executable_id - Requesting executable ID
HLD_APPLICATION_HANDLE	BIGINT	<p>hld_application_handle - Holding application handle</p> <p>The value 0 indicates that the application no longer exists. The value can appear when incomplete transactions are on the database after a system crash. It means that the lock is held by either a transaction that is being rolled back or by an indoubt transaction that must be resolved.</p> <p>If the application holding this lock is unknown or cannot be found then a value of NULL is returned.</p> <p>For a global lockwait, this value is NULL.</p>
HLD_MEMBER	SMALLINT	hld_member - Holding member
IS_SYSTEM_APPL	SMALLINT	is_system_appl - Is System Application

Example

In this sample scenario, the MON_GET_APPL_LOCKWAIT table function is used to investigate a hung application for the session authorization ID USER1.

1. Use the MON_GET_CONNECTION table function to look up the application handle for all connections with the SESSION_USER value of USER1:

```
SELECT COORD_PARTITION_NUM, APPLICATION_HANDLE
FROM TABLE(MON_GET_CONNECTION(NULL,-2))
WHERE SESSION_USER = 'USER1'
```

This query returns the following output:

```
COORD_PARTITION_NUM      APPLICATION_HANDLE
-----
2                        131130
1 record(s) selected.
```

2. Use the MON_GET_AGENT table function to obtain current information about all agents working for this connection, on all database partitions:

```
SELECT SUBSTR(CHAR(DBPARTITIONNUM),1,3) AS DBPART,
SUBSTR(CHAR(APPLICATION_HANDLE),1,7) AS APP_ID,
SUBSTR(CHAR(WORKLOAD_OCCURRENCE_ID),1,7) AS WLO_ID,
SUBSTR(CHAR(AGENT_TID),1,7) AS AGENT_ID,
SUBSTR(CHAR(AGENT_TYPE),1,12) AS AGENT_TYPE,
SUBSTR(AGENT_STATE,1, 8) AS STATE,
SUBSTR(EVENT_TYPE,1, 8) AS EV_TYPE,
SUBSTR(EVENT_OBJECT,1,12) AS EV_OBJECT
FROM TABLE(MON_GET_AGENT('',' ',131130,-2))
ORDER BY AGENT_TYPE, DBPART
```

This query returns the following output:

DBPART	APP_ID	WLO_ID	AGENT_ID	AGENT_TYPE	STATE	EV_TYPE	EV_OBJECT
2	131130	1	3110	COORDINATOR	ACTIVE	WAIT	REQUEST
0	131130	1	7054	PDBSUBAGENT	ACTIVE	ACQUIRE	LOCK
1	131130	1	5709	PDBSUBAGENT	ACTIVE	ACQUIRE	LOCK
2	131130	1	5960	PDBSUBAGENT	ACTIVE	ACQUIRE	LOCK

4 record(s) selected.

An event of type ACQUIRE on an event object of type LOCK indicates a lock wait scenario. Now you can investigate which object is being waited for and which process is holding the lock on it.

- To determine all locks that the application is waiting for, call the MON_GET_APPL_LOCKWAIT table function with application handle 131130 and member -2 as input parameters.

```
SELECT lock_name,
       hld_member AS member,
       hld_agent_tid as TID,
       hld_application_handle AS HLD_APP FROM
TABLE (MON_GET_APPL_LOCKWAIT(131130, -2))
```

This query returns the following output:

LOCK_NAME	MEMBER	TID	HLD_APP
00030005000000000280000452	0	1234	65564
00030005000000000280000452	1	5478	65564
00030005000000000280000452	2	4678	65564

3 record(s) selected.

- Call the MON_GET_CONNECTION table function to find out more about the application that is holding the lock (this application has an application handle of 65564).

```
SELECT SYSTEM_AUTH_ID, APPLICATION_NAME AS APP_NAME,
       WORKLOAD_OCCURRENCE_STATE AS WL_STATE
FROM TABLE(MON_GET_CONNECTION(NULL, -2))
WHERE APPLICATION_HANDLE = 65564
```

This query returns the following output:

SYSTEM_AUTH_ID	APP_NAME	WL_STATE
ZURBIE	db2bp	UOWWAIT

MON_GET_APPLICATION_HANDLE - Get connection application handle

The MON_GET_APPLICATION_HANDLE scalar function returns the application handle of the invoking application.

Syntax

```
➤ MON_GET_APPLICATION_HANDLE — (—) ➤
```

The schema is SYSPROC.

Authorization

One of the following authorizations is required:

- EXECUTE privilege on the function
- DATAACCESS authority
- DBADM authority
- SQLADM authority

Default PUBLIC privilege

In a non-restrictive database, EXECUTE privilege is granted to PUBLIC when the function is automatically created.

Information returned

The data type of the result is BIGINT.

Example

The MON_GET_APPLICATION_HANDLE scalar function can be used to pass in the application handle of the current session into monitoring functions which filter based on the application handle, such that the session can access its own monitoring information. For example:

```
select application_handle, application_name, application_id, member, rows_read
from table(sysproc.mon_get_connection(sysproc.mon_get_application_handle(), -1))
as conn
```

The following is an example of output from this query.

```
APPLICATION_HANDLE  APPLICATION_NAME  APPLICATION_ID  MEMBER
-----
                644                db2bp      *LOCAL.amurchis.110831180720      0

ROWS_READ
-----
                0

1 record(s) selected.
```

MON_GET_APPLICATION_ID - Get connection application ID

The MON_GET_APPLICATION_ID scalar function returns the application ID of the invoking application.

The value returned by the function is unique within a 100-year interval and valid only for the duration of the connection established before calling the function.

➔ MON_GET_APPLICATION_ID — (—) ➔

The schema is SYSPROC.

Authorization

One of the following authorizations is required:

- EXECUTE privilege on the function
- DATAACCESS authority
- DBADM authority
- SQLADM authority

Default PUBLIC privilege

In a non-restrictive database, EXECUTE privilege is granted to PUBLIC when the function is automatically created.

Information returned

The data type of the result is VARCHAR(128).

Example

```
values sysproc.mon_get_application_id()
```

The following is an example of output from this query.

```
1
-----
*LOCAL.amurchis.110831180720
```

MON_GET_AUTO_MAINT_QUEUE table function - Get information about the automatic maintenance jobs

The MON_GET_AUTO_MAINT_QUEUE table function returns information about all automatic maintenance jobs (with the exception of real-time statistics which does not submit jobs on the automatic maintenance queue) that are currently queued for execution by the autonomic computing daemon (db2acd).

Syntax

►► MON_GET_AUTO_MAINT_QUEUE — 0 ►►

The schema is SYSPROC.

Authorization

One of the following authorities is required to execute the routine:

- EXECUTE privilege on the routine
- DATAACCESS authority
- DBADM authority
- SQLADM authority

Default PUBLIC privilege

None

Examples

Display the current jobs on the automatic maintenance queue on each partition.

```
SELECT MEMBER
       QUEUE_POSITION,
       JOB_STATUS,
       JOB_TYPE,
       VARCHAR(DB_NAME, 10) AS DB_NAME,
       OBJECT_TYPE,
       VARCHAR(OBJECT_SCHEMA, 10) AS OBJECT_SCHEMA
       VARCHAR(OBJECT_NAME, 10) AS OBJECT_NAME
FROM TABLE(MON_GET_AUTO_MAINT_QUEUE()) AS T
ORDER BY MEMBER, QUEUE_POSITION ASC
```

The following is an example of output from this query.

MEMBER	QUEUE_POSITION	JOB_STATUS	JOB_TYPE	DB_NAME	OBJECT_TYPE	OBJECT_SCHEMA
0	1	EXECUTING	RUNSTATS	SAMPLE	TABLE	TEST
0	2	QUEUED	REORG	SAMPLE	TABLE	TEST
0	3	QUEUED	REORG	SAMPLE	TABLE	TEST

OBJECT_NAME
EMPLOYEE
T1
BLAH

3 record(s) selected.

Display the current jobs on the automatic maintenance queue.

```
SELECT JOB_STATUS,  
       JOB_TYPE,  
       OBJECT_TYPE,  
       VARCHAR(OBJECT_NAME, 10) AS OBJECT_NAME,  
       VARCHAR(JOB_DETAILS,60) AS JOB_DETAILS  
FROM TABLE(MON_GET_AUTO_MAINT_QUEUE()) AS T  
ORDER BY MEMBER, QUEUE_POSITION ASC
```

The following is an example of output from this query.

```
JOB_STATUS JOB_TYPE    OBJECT_TYPE OBJECT_NAME  
-----  
EXECUTING  REORG           TABLE      TP3  
  
JOB_DETAILS  
-----  
REORG INDEXES ALLOW WRITE CLEANUP ALL; RECLAIM EXTENTS
```

1 record(s) selected.

Usage notes

The MON_GET_AUTO_MAINT_QUEUE table function returns information about all queued and executing automatic maintenance jobs on all members. Note that there is a separate automatic maintenance queue per member.

Note: Jobs in the automatic maintenance queue are ordered first by earliest start time (such as start of next maintenance window where job may run), priority (for entries with same earliest start time) and queue entry time (for entries with the same earliest start time and priority).

The information returned from MON_GET_AUTO_MAINT_QUEUE supplements the information from the HEALTH_DB_HIC interface. HEALTH_DB_HIC shows the automatic maintenance status for each table to which automatic maintenance is applied, as well as the last time the status was updated (such as last time table was checked to see if maintenance is needed). The MON_GET_AUTO_MAINT_QUEUE interface provides a drill down for when the state is AUTOMATED, providing details about where the maintenance job is in the auto maintenance queue, and what other jobs are ahead of the job in the queue.

The MON_GET_AUTO_MAINT_QUEUE table function does not report any automatic maintenance jobs if automatic maintenance is not enabled.

Information returned

Column Name	Data Type	Description
DB_NAME	VARCHAR(128)	db_name - Database name monitor element
MEMBER	SMALLINT	member - Database member monitor element
OBJECT_TYPE	VARCHAR(8)	Type of object. One of: <ul style="list-style-type: none">• DATABASE• NICKNAME• TABLE• VIEW
OBJECT_SCHEMA	VARCHAR(128)	object_schema - Object schema monitor element
OBJECT_NAME	VARCHAR(128)	object_name - Object name monitor element

Table 110. Information returned for MON_GET_AUTO_MAINT_QUEUE (continued)

Column Name	Data Type	Description
JOB_TYPE	VARCHAR(12)	Type of automatic maintenance job. One of: RUNSTATS REORG BACKUP
JOB_DETAILS	VARCHAR(256)	Details about the maintenance job if type is RUNSTATS or REORG. For RUNSTATS, indicates if the runstats job is doing a full runstats or just sampling. For REORG, lists the keywords that will be applied to modify the behavior of the REORG utility (for example, INDEXES, CLEANUP, and so on). For an index REORG, if the keywords indicate both CLEANUP and RECLAIM EXTENTS separated by a semicolon, index reorg cleanup is done followed by the evaluation of and potential run of index reclaim extents (reclaim extents is done if the evaluation of reclaimable space compared against the reclaimExtentsSizeForIndexObjects setting indicates reclaim is necessary).
JOB_STATUS	VARCHAR(10)	Current status of the job. One of: QUEUED EXECUTING
JOB_PRIORITY	INTEGER	Numeric priority of job in the queue. Priority is only important for jobs with the same value for EARLIEST_START_TIME.
MAINT_WINDOW_TYPE	VARCHAR(8)	Indicates which type of maintenance window will be used for the job. One of: ONLINE OFFLINE
QUEUE_POSITION	INTEGER	Indicates the position of the job in the automatic maintenance queue.
QUEUE_ENTRY_TIME	TIMESTAMP	Time that the job was added to the automatic maintenance queue.
EXECUTION_START_TIME	TIMESTAMP	Time that job started execution, if status is EXECUTING. NULL otherwise.
EARLIEST_START_TIME	TIMESTAMP	Start time of next maintenance window where job is eligible to run.

MON_GET_AUTO_RUNSTATS_QUEUE table function - Retrieve information about objects queued for evaluation

The MON_GET_AUTO_RUNSTATS_QUEUE table function returns information about all objects which are currently queued for evaluation by automatic statistics collection in the currently connected database.

Syntax

►► MON_GET_AUTO_RUNSTATS_QUEUE — 0 ◄◄

The schema is SYSPROC.

Authorization

One of the following authorities is required to execute the routine:

- EXECUTE privilege on the routine
- DATAACCESS authority
- DBADM authority
- SQLADM authority

Default PUBLIC privilege

None

Example

Display all objects that are currently under evaluation by automatic statistics collection in the currently connected database.

```
SELECT QUEUE_POSITION,
       OBJECT_TYPE,
       OBJECT_STATUS,
       VARCHAR(OBJECT_SCHEMA, 10) AS OBJECT_SCHEMA,
       VARCHAR(OBJECT_NAME, 10) AS OBJECT_NAME
FROM TABLE(MON_GET_AUTO_RUNSTATS_QUEUE()) AS T
ORDER BY QUEUE_POSITION ASC
```

The following is an example of output from this query.

QUEUE_POSITION	OBJECT_TYPE	OBJECT_STATUS	OBJECT_SCHEMA	OBJECT_NAME
1	TABLE	JOB_SUBMITTED	TEST	EMPLOYEE
2	TABLE	EVALUATION_PENDING	TEST	T1
3	TABLE	EVALUATION_PENDING	TEST	BLAH

3 record(s) selected.

Usage notes

The MON_GET_AUTO_RUNSTATS_QUEUE table function returns information about all objects queued for evaluation by automatic statistics collection in the currently connected database. Objects queued for evaluation will be examined by automatic statistics collection to determine if a statistics update is required. When an object is found to require statistics update, a job is submitted to the automatic maintenance scheduler and evaluation temporarily blocks until the job completes execution. Use the MON_GET_AUTO_MAINT_QUEUE interface to monitor the progress of the statistics collection job. After an object has been evaluated by automatic statistics collection is removed from the evaluation queue, it will not be added to the queue again until the next automatic statistics collection evaluation interval. For a per-object history of evaluation, refer to the HEALTH_DB_HIC interface.

Each database has a separate automatic statistics collection evaluation queue. The MON_GET_AUTO_RUNSTATS_QUEUE reports the evaluation queue for the currently connected database.

The list reported by the MON_GET_AUTO_RUNSTATS_QUEUE interface may be empty if there are no objects currently queued for evaluation by automatic statistics collection. For example, if automatic statistics collection has processed all the tables that were queued for evaluation in the current evaluation interval, the list of objects queued for evaluation will be empty until the next evaluation interval. Automatic statistics collection evaluation intervals occur roughly every two hours.

The list reported by the MON_GET_AUTO_RUNSTATS_QUEUE interface is also empty if automatic statistics collection is not enabled.

Information returned

<i>Table 111. Information returned for MON_GET_AUTO_RUNSTATS_QUEUE</i>		
Column Name	Data Type	Description
OBJECT_TYPE	VARCHAR(8)	Type of object. One of: <ul style="list-style-type: none"> • NICKNAME • TABLE • VIEW
OBJECT_SCHEMA	VARCHAR(128)	object_schema - Object schema monitor element
OBJECT_NAME	VARCHAR(128)	object_name - Object name monitor element
MEMBER	SMALLINT	member - Database member monitor element
OBJECT_STATUS	VARCHAR(18)	Status of queued object. One of: EVALUATION_PENDING - Automatic statistics collection needs to look at the object to determine if a statistics update is required. JOB_SUBMITTED - Automatic statistics collection has determined that a statistics update is required for an object and has submitted a job to the automatic maintenance scheduler. Automatic statistics collection is waiting for the job to complete.
JOB_SUBMIT_TIME	TIMESTAMP	If the status is JOB_SUBMITTED, the time at which the automatic statistics collection job was submitted to the automatic maintenance scheduler. NULL otherwise.
QUEUE_POSITION	INTEGER	Indicates the position of the job in the automatic statistics collection evaluation queue.
QUEUE_ENTRY_TIME	TIMESTAMP	Time that the job was added to the automatic statistics collection evaluation queue

MON_GET_BUFFERPOOL table function - Get buffer pool metrics

The MON_GET_BUFFERPOOL table function returns monitor metrics for one or more buffer pools.

Syntax

►► MON_GET_BUFFERPOOL (— *bp_name* — , — *member* —) ►►

The schema is SYSPROC.

Table function parameters

bp_name

An input argument of type VARCHAR(128) that specifies a valid buffer pool name in the currently connected database when calling this function. If the argument is null or an empty string, metrics are retrieved for all buffer pools in the database.

member

An input argument of type INTEGER that specifies a valid member in the same instance as the currently connected database when calling this function. Specify -1 for the current database member, or -2 for all active database members. If the null value is specified, -1 is set implicitly.

Authorization

One of the following authorities is required to execute the routine:

- EXECUTE privilege on the routine
- DATAACCESS authority
- DBADM authority
- SQLADM authority

Default PUBLIC privilege

None

Example

Compute the buffer pool hit ratio.

```
WITH BPMETRICS AS (  
  SELECT bp_name,  
         pool_data_l_reads + pool_temp_data_l_reads +  
         pool_index_l_reads + pool_temp_index_l_reads +  
         pool_xda_l_reads + pool_temp_xda_l_reads as logical_reads,  
         pool_data_p_reads + pool_temp_data_p_reads +  
         pool_index_p_reads + pool_temp_index_p_reads +  
         pool_xda_p_reads + pool_temp_xda_p_reads as physical_reads,  
         member  
  FROM TABLE(MON_GET_BUFFERPOOL('',-2)) AS METRICS)  
SELECT  
  VARCHAR(bp_name,20) AS bp_name,  
  logical_reads,  
  physical_reads,  
  CASE WHEN logical_reads > 0  
    THEN DEC((1 - (FLOAT(physical_reads) / FLOAT(logical_reads))) * 100,5,2)  
  ELSE NULL  
  END AS HIT_RATIO,  
  member  
FROM BPMETRICS;
```

The following is an example of output from this query.

BP_NAME	LOGICAL_READS	PHYSICAL_READS	HIT_RATIO	MEMBER
IBMDEFAULTBP	619	385	37.80	0
IBMSYSTEMBP4K	0	0	-	0
IBMSYSTEMBP8K	0	0	-	0
IBMSYSTEMBP16K	0	0	-	0
IBMSYSTEMBP32K	0	0	-	0

5 record(s) selected.

Usage notes

The MON_GET_BUFFERPOOL table function returns one row of data per database buffer pool and per database member. No aggregation across database members is performed. However, aggregation can be achieved through SQL queries as shown in the example.

Metrics collected by this function are controlled at the database level by using the **mon_obj_metrics** configuration parameter. By default, metrics collection is enabled.

Information returned

Column Name	Data Type	Description
BP_NAME	VARCHAR(128))	

Table 112. Information returned for MON_GET_BUFFERPOOL (continued)

Column Name	Data Type	Description
MEMBER	SMALLINT	member - Database member
AUTOMATIC	SMALLINT	automatic - Buffer pool automatic
DIRECT_READS	BIGINT	direct_reads - Direct reads from database
DIRECT_READ_REQS	BIGINT	direct_read_reqs - Direct read requests
DIRECT_WRITES	BIGINT	direct_writes - Direct writes to database
DIRECT_WRITE_REQS	BIGINT	direct_write_reqs - Direct write requests
POOL_DATA_L_READS	BIGINT	pool_data_l_reads - Buffer pool data logical reads
POOL_TEMP_DATA_L_READS	BIGINT	pool_temp_data_l_reads - Buffer pool temporary data logical reads
POOL_XDA_L_READS	BIGINT	pool_xda_l_reads - Buffer pool XDA data logical reads
POOL_TEMP_XDA_L_READS	BIGINT	pool_temp_xda_l_reads - Buffer pool temporary XDA data logical reads
POOL_INDEX_L_READS	BIGINT	pool_index_l_reads - Buffer pool index logical reads
POOL_TEMP_INDEX_L_READS	BIGINT	pool_temp_index_l_reads - Buffer pool temporary index logical reads
POOL_DATA_P_READS	BIGINT	pool_data_p_reads - Buffer pool data physical reads
POOL_TEMP_DATA_P_READS	BIGINT	pool_temp_data_p_reads - Buffer pool temporary data physical reads
POOL_XDA_P_READS	BIGINT	pool_xda_p_reads - Buffer pool XDA data physical reads
POOL_TEMP_XDA_P_READS	BIGINT	pool_temp_xda_p_reads - Buffer pool temporary XDA data physical reads
POOL_INDEX_P_READS	BIGINT	pool_index_p_reads - Buffer pool index physical reads
POOL_TEMP_INDEX_P_READS	BIGINT	pool_temp_index_p_reads - Buffer pool temporary index physical reads
POOL_DATA_WRITES	BIGINT	pool_data_writes - Buffer pool data writes
POOL_XDA_WRITES	BIGINT	pool_xda_writes - Buffer pool XDA data writes
POOL_INDEX_WRITES	BIGINT	pool_index_writes - Buffer pool index writes
DIRECT_READ_TIME	BIGINT	direct_read_time - Direct read time
DIRECT_WRITE_TIME	BIGINT	direct_write_time - Direct write time
POOL_READ_TIME	BIGINT	pool_read_time - Total buffer pool physical read time
POOL_WRITE_TIME	BIGINT	pool_write_time - Total buffer pool physical write time

Table 112. Information returned for MON_GET_BUFFERPOOL (continued)

Column Name	Data Type	Description
POOL_ASYNC_DATA_READS	BIGINT	pool_async_data_reads - Buffer pool asynchronous data reads
POOL_ASYNC_DATA_READ_REQS	BIGINT	pool_async_data_read_reqs - Buffer pool asynchronous read requests
POOL_ASYNC_DATA_WRITES	BIGINT	pool_async_data_writes - Buffer pool asynchronous data writes
POOL_ASYNC_INDEX_READS	BIGINT	pool_async_index_reads - Buffer pool asynchronous index reads
POOL_ASYNC_INDEX_READ_REQS	BIGINT	pool_async_index_read_reqs - Buffer pool asynchronous index read requests
POOL_ASYNC_INDEX_WRITES	BIGINT	pool_async_index_writes - Buffer pool asynchronous index writes
POOL_ASYNC_XDA_READS	BIGINT	pool_async_xda_reads - Buffer pool asynchronous XDA data reads
POOL_ASYNC_XDA_READ_REQS	BIGINT	pool_async_xda_read_reqs - Buffer pool asynchronous XDA read requests
POOL_ASYNC_XDA_WRITES	BIGINT	pool_async_xda_writes - Buffer pool asynchronous XDA data writes
POOL_NO_VICTIM_BUFFER	BIGINT	pool_no_victim_buffer - Buffer pool no victim buffers
POOL_LSN_GAP_CLNS	BIGINT	pool_lsn_gap_clns - Buffer pool log space cleaners triggered
POOL_DRTY_PG_STEAL_CLNS	BIGINT	pool_drty_pg_steal_clns - Buffer pool victim page cleaners triggered
POOL_DRTY_PG_THRSH_CLNS	BIGINT	pool_drty_pg_thrsh_clns - Buffer pool threshold cleaners triggered
VECTORED_IOS	BIGINT	vectored_ios - Number of vectored IO requests
PAGES_FROM_VECTORED_IOS	BIGINT	pages_from_vectored_ios - Total number of pages read by vectored IO
BLOCK_IOS	BIGINT	block_ios - Number of block IO requests
PAGES_FROM_BLOCK_IOS	BIGINT	pages_from_block_ios - Total number of pages read by block IO
UNREAD_PREFETCH_PAGES	BIGINT	unread_prefetch_pages - Unread prefetch pages
FILES_CLOSED	BIGINT	files_closed - Database files closed
POOL_DATA_GBP_L_READS	BIGINT	pool_data_gbp_l_reads - Group buffer pool data logical reads monitor element
POOL_DATA_GBP_P_READS	BIGINT	pool_data_gbp_p_reads - Group buffer pool data physical reads monitor element
POOL_DATA_LBP_PAGES_FOUND	BIGINT	pool_data_lbp_pages_found - Local buffer pool found data pages monitor element

Table 112. Information returned for MON_GET_BUFFERPOOL (continued)

Column Name	Data Type	Description
POOL_DATA_GBP_INVALID_PAGES	BIGINT	pool_data_gbp_invalid_pages - Group buffer pool invalid data pages monitor element
POOL_INDEX_GBP_L_READS	BIGINT	pool_index_gbp_l_reads - Group buffer pool index logical reads monitor element
POOL_INDEX_GBP_P_READS	BIGINT	pool_index_gbp_p_reads - Group buffer pool index physical reads monitor elements
POOL_INDEX_LBP_PAGES_FOUND	BIGINT	pool_index_lbp_pages_found - Local buffer pool index pages found monitor element
POOL_INDEX_GBP_INVALID_PAGES	BIGINT	pool_index_gbp_invalid_pages - Group buffer pool invalid index pages
POOL_ASYNC_DATA_GBP_L_READS	BIGINT	pool_async_data_gbp_l_reads - Asynchronous group buffer pool data logical reads
POOL_ASYNC_DATA_GBP_P_READS	BIGINT	pool_async_data_gbp_p_reads - Asynchronous group buffer pool data physical reads
POOL_ASYNC_DATA_LBP_PAGES_FOUND	BIGINT	pool_async_data_lbp_pages_found - Asynchronous local buffer pool data pages found
POOL_ASYNC_DATA_GBP_INVALID_PAGES	BIGINT	pool_async_data_gbp_invalid_pages - Asynchronous group buffer pool invalid data pages
POOL_ASYNC_INDEX_GBP_L_READS	BIGINT	pool_async_index_gbp_l_reads - Asynchronous group buffer pool index logical reads
POOL_ASYNC_INDEX_GBP_P_READS	BIGINT	pool_async_index_gbp_p_reads - Asynchronous group buffer pool index physical reads
POOL_ASYNC_INDEX_LBP_PAGES_FOUND	BIGINT	pool_async_index_lbp_pages_found - Asynchronous local buffer pool index pages found
POOL_ASYNC_INDEX_GBP_INVALID_PAGES	BIGINT	pool_async_index_gbp_invalid_pages - Asynchronous group buffer pool invalid index pages
POOL_XDA_GBP_L_READS	BIGINT	pool_xda_gbp_l_reads - Group buffer pool XDA data logical read requests
POOL_XDA_GBP_P_READS	BIGINT	pool_xda_gbp_p_reads - Group buffer pool XDA data physical read requests
POOL_XDA_LBP_PAGES_FOUND	BIGINT	pool_xda_lbp_pages_found - Local buffer pool XDA data pages found
POOL_XDA_GBP_INVALID_PAGES	BIGINT	pool_xda_gbp_invalid_pages - Group buffer pool invalid XDA data pages
POOL_ASYNC_XDA_GBP_L_READS	BIGINT	pool_async_xda_gbp_l_reads - Group buffer pool XDA data asynchronous logical read requests

Table 112. Information returned for MON_GET_BUFFERPOOL (continued)

Column Name	Data Type	Description
POOL_ASYNC_XDA_GBP_P_READS	BIGINT	pool_async_xda_gbp_p_reads - Group buffer pool XDA data asynchronous physical read requests
POOL_ASYNC_XDA_LBP_PAGES_FOUND	BIGINT	pool_async_xda_lbp_pages_found - Asynchronous local buffer pool XDA data pages found
POOL_ASYNC_XDA_GBP_INVALID_PAGES	BIGINT	pool_async_xda_gbp_invalid_pages - Asynchronous group buffer pool invalid XDA data pages
POOL_ASYNC_READ_TIME	BIGINT	pool_async_read_time - Buffer Pool Asynchronous Read Time
POOL_ASYNC_WRITE_TIME	BIGINT	pool_async_write_time - Buffer pool asynchronous write time
BP_CUR_BUFFSZ	BIGINT	bp_cur_buffsz - Current Size of Buffer Pool
POOL_QUEUED_ASYNC_DATA_REQS	BIGINT	pool_queued_async_data_reqs - Data prefetch requests
POOL_QUEUED_ASYNC_INDEX_REQS	BIGINT	pool_queued_async_index_reqs - Index prefetch requests
POOL_QUEUED_ASYNC_XDA_REQS	BIGINT	pool_queued_async_xda_reqs - XDA prefetch requests
POOL_QUEUED_ASYNC_TEMP_DATA_REQS	BIGINT	pool_queued_async_temp_data_reqs - Data prefetch requests for temporary table spaces
POOL_QUEUED_ASYNC_TEMP_INDEX_REQS	BIGINT	pool_queued_async_temp_index_reqs - Index prefetch requests for temporary table spaces
POOL_QUEUED_ASYNC_TEMP_XDA_REQS	BIGINT	pool_queued_async_temp_xda_reqs - XDA data prefetch requests for temporary table spaces
POOL_QUEUED_ASYNC_OTHER_REQS	BIGINT	pool_queued_async_other_reqs - Non-prefetch requests
POOL_QUEUED_ASYNC_DATA_PAGES	BIGINT	pool_queued_async_data_pages - Data pages prefetch requests
POOL_QUEUED_ASYNC_INDEX_PAGES	BIGINT	pool_queued_async_index_pages - Index pages prefetch requests
POOL_QUEUED_ASYNC_XDA_PAGES	BIGINT	pool_queued_async_xda_pages - XDA pages prefetch requests
POOL_QUEUED_ASYNC_TEMP_DATA_PAGES	BIGINT	pool_queued_async_temp_data_pages - Data pages prefetch requests for temporary table spaces
POOL_QUEUED_ASYNC_TEMP_INDEX_PAGES	BIGINT	pool_queued_async_temp_index_pages - Index pages prefetch requests for temporary table spaces

Table 112. Information returned for MON_GET_BUFFERPOOL (continued)

Column Name	Data Type	Description
POOL_QUEUED_ASYNC_TEMP_XDA_PAGES	BIGINT	pool_queued_async_temp_xda_pages - XDA data pages prefetch requests for temporary table spaces
POOL_FAILED_ASYNC_DATA_REQS	BIGINT	pool_failed_async_data_reqs - Failed data prefetch requests
POOL_FAILED_ASYNC_INDEX_REQS	BIGINT	pool_failed_async_index_reqs - Failed index prefetch requests
POOL_FAILED_ASYNC_XDA_REQS	BIGINT	pool_failed_async_xda_reqs - Failed XDA prefetch requests
POOL_FAILED_ASYNC_TEMP_DATA_REQS	BIGINT	pool_failed_async_temp_data_reqs - Failed data prefetch requests for temporary table spaces
POOL_FAILED_ASYNC_TEMP_INDEX_REQS	BIGINT	pool_failed_async_temp_index_reqs - Failed index prefetch requests for temporary table spaces
POOL_FAILED_ASYNC_TEMP_XDA_REQS	BIGINT	pool_failed_async_temp_xda_reqs - Failed XDA prefetch requests for temporary table spaces
POOL_FAILED_ASYNC_OTHER_REQS	BIGINT	pool_failed_async_other_reqs - Failed non-prefetch requests
SKIPPED_PREFETCH_DATA_P_READS	BIGINT	skipped_prefetch_data_p_reads - Skipped prefetch data physical reads
SKIPPED_PREFETCH_INDEX_P_READS	BIGINT	skipped_prefetch_index_p_reads - Skipped prefetch index physical reads
SKIPPED_PREFETCH_XDA_P_READS	BIGINT	skipped_prefetch_xda_p_reads - Skipped prefetch XDA physical reads
SKIPPED_PREFETCH_TEMP_DATA_P_READS	BIGINT	skipped_prefetch_temp_data_p_reads - Skipped prefetch temporary data physical reads
SKIPPED_PREFETCH_TEMP_INDEX_P_READS	BIGINT	skipped_prefetch_temp_index_p_reads - Skipped prefetch temporary index physical reads
SKIPPED_PREFETCH_TEMP_XDA_P_READS	BIGINT	skipped_prefetch_temp_xda_p_reads - Skipped prefetch temporary XDA data physical reads
SKIPPED_PREFETCH_UOW_DATA_P_READS	BIGINT	skipped_prefetch_uow_data_p_reads - Skipped prefetch unit of work data physical reads
SKIPPED_PREFETCH_UOW_INDEX_P_READS	BIGINT	skipped_prefetch_uow_index_p_reads - Skipped prefetch unit of work index physical reads
SKIPPED_PREFETCH_UOW_XDA_P_READS	BIGINT	skipped_prefetch_uow_xda_p_reads - Skipped prefetch unit of work XDA data physical reads

Table 112. Information returned for MON_GET_BUFFERPOOL (continued)

Column Name	Data Type	Description
SKIPPED_PREFETCH_UOW_TEMP_DATA_P_READS	BIGINT	skipped_prefetch_uow_temp_data_p_reads - Skipped prefetch unit of work temporary data physical reads
SKIPPED_PREFETCH_UOW_TEMP_INDEX_P_READS	BIGINT	skipped_prefetch_uow_temp_index_p_reads - Skipped prefetch unit of work temporary index physical reads
SKIPPED_PREFETCH_UOW_TEMP_XDA_P_READS	BIGINT	skipped_prefetch_uow_temp_xda_p_reads - Skipped prefetch unit of work temporary XDA data physical reads
PREFETCH_WAIT_TIME	BIGINT	prefetch_wait_time - Time waited for prefetch
PREFETCH_WAITS	BIGINT	prefetch_waits - Prefetcher wait count
POOL_DATA_GBP_INDEP_PAGES_FOUND_IN_LBP	BIGINT	pool_data_gbp_indep_pages_found_in_lbp - Group buffer pool independent data pages found in local buffer pool monitor element
POOL_INDEX_GBP_INDEP_PAGES_FOUND_IN_LBP	BIGINT	pool_index_gbp_indep_pages_found_in_lbp - Group buffer pool independent index pages found in local buffer pool monitor element
POOL_XDA_GBP_INDEP_PAGES_FOUND_IN_LBP	BIGINT	pool_xda_gbp_indep_pages_found_in_lbp - Group buffer pool XDA independent pages found in local buffer pool monitor element
POOL_ASYNC_DATA_GBP_INDEP_PAGES_FOUND_IN_LBP	BIGINT	pool_async_data_gbp_indep_pages_found_in_lbp - Group buffer pool independent data pages found by asynchronous EDUs in a local buffer pool monitor element monitor element
POOL_ASYNC_INDEX_GBP_INDEP_PAGES_FOUND_IN_LBP	BIGINT	pool_async_index_gbp_indep_pages_found_in_lbp - Group buffer pool independent index pages found by asynchronous EDUs in a local buffer pool monitor element monitor element
POOL_ASYNC_XDA_GBP_INDEP_PAGES_FOUND_IN_LBP	BIGINT	pool_async_xda_gbp_indep_pages_found_in_lbp - Group buffer pool independent XML storage object(XDA) pages found by asynchronous EDUs in a local buffer pool monitor element monitor element
POOL_COL_L_READS	BIGINT	pool_col_l_reads - Buffer pool column-organized logical reads monitor element
POOL_TEMP_COL_L_READS	BIGINT	pool_temp_col_l_reads - Buffer pool column-organized temporary logical reads
POOL_COL_P_READS	BIGINT	pool_col_p_reads - Buffer pool column-organized physical reads
POOL_TEMP_COL_P_READS	BIGINT	pool_temp_col_p_reads - Buffer pool column-organized temporary physical reads
POOL_COL_LBP_PAGES_FOUND	BIGINT	pool_col_lbp_pages_found - Buffer pool column-organized LBP pages found monitor element

Table 112. Information returned for MON_GET_BUFFERPOOL (continued)

Column Name	Data Type	Description
POOL_COL_WRITES	BIGINT	pool_col_writes - Buffer pool column-organized writes
POOL_ASYNC_COL_READS	BIGINT	pool_async_col_reads - Buffer pool asynchronous column-organized reads
POOL_ASYNC_COL_READ_REQS	BIGINT	pool_async_col_read_reqs - Buffer pool asynchronous column-organized read requests
POOL_ASYNC_COL_WRITES	BIGINT	pool_async_col_writes - Buffer pool asynchronous column-organized writes
POOL_ASYNC_COL_LBP_PAGES_FOUND	BIGINT	pool_async_col_lbp_pages_found - Asynchronous local buffer pool column-organized pages found
POOL_COL_GBP_L_READS	BIGINT	pool_col_gbp_l_reads - Buffer pool column-organized GBP logical reads
POOL_COL_GBP_P_READS	BIGINT	pool_col_gbp_p_reads - Buffer pool column-organized GBP physical reads
POOL_COL_GBP_INVALID_PAGES	BIGINT	pool_col_gbp_invalid_pages - Buffer pool column-organized GBP invalid data pages
POOL_COL_GBP_INDEP_PAGES_FOUND_IN_LBP	BIGINT	pool_col_gbp_indep_pages_found_in_lbp - Buffer pool column-organized GBP independent pages found in local buffer pool
POOL_ASYNC_COL_GBP_L_READS	BIGINT	pool_async_col_gbp_l_reads - Asynchronous group buffer pool column-organized logical reads
POOL_ASYNC_COL_GBP_P_READS	BIGINT	pool_async_col_gbp_p_reads - Asynchronous group buffer pool column-organized physical reads
POOL_ASYNC_COL_GBP_INVALID_PAGES	BIGINT	pool_async_col_gbp_invalid_pages - Asynchronous group buffer pool invalid data pages monitor element
POOL_ASYNC_COL_GBP_INDEP_PAGES_FOUND_IN_LBP	BIGINT	pool_async_col_gbp_indep_pages_found_in_lbp - Asynchronous group buffer pool column-organized independent data pages found in local buffer pool monitor element
POOL_QUEUED_ASYNC_COL_REQS	BIGINT	pool_queued_async_col_reqs - Column-organized prefetch requests
POOL_QUEUED_ASYNC_TEMP_COL_REQS	BIGINT	pool_queued_async_temp_col_reqs - Column-organized temporary prefetch requests
POOL_QUEUED_ASYNC_COL_PAGES	BIGINT	pool_queued_async_col_pages - Column-organized page prefetch requests
POOL_QUEUED_ASYNC_TEMP_COL_PAGES	BIGINT	pool_queued_async_temp_col_pages - Column-organized page temporary prefetch requests
POOL_FAILED_ASYNC_COL_REQS	BIGINT	pool_failed_async_col_reqs - Failed column-organized prefetch requests

Table 112. Information returned for MON_GET_BUFFERPOOL (continued)

Column Name	Data Type	Description
POOL_FAILED_ASYNC_TEMP_COL_REQS	BIGINT	pool_failed_async_temp_col_reqs - Failed column-organized temporary prefetch requests
SKIPPED_PREFETCH_COL_P_READS	BIGINT	skipped_prefetch_col_p_reads - Skipped prefetch column-organized physical reads
SKIPPED_PREFETCH_TEMP_COL_P_READS	BIGINT	skipped_prefetch_temp_col_p_reads - Skipped prefetch column-organized temporary physical reads
SKIPPED_PREFETCH_UOW_COL_P_READS	BIGINT	skipped_prefetch_uow_col_p_reads - Skipped prefetch unit of work column-organized physical reads
SKIPPED_PREFETCH_UOW_TEMP_COL_P_READS	BIGINT	skipped_prefetch_uow_temp_col_p_reads - Skipped prefetch unit of work column-organized temporary physical reads
BP_PAGES_LEFT_TO_REMOVE	BIGINT	bp_pages_left_to_remove - Number of Pages Left to Remove monitor element
BP_TBSP_USE_COUNT	BIGINT	bp_tbsp_use_count - Number of Table Spaces Mapped to Buffer Pool monitor element
POOL_DATA_CACHING_TIER_L_READS	BIGINT	Reserved for future use.
POOL_INDEX_CACHING_TIER_L_READS	BIGINT	Reserved for future use.
POOL_XDA_CACHING_TIER_L_READS	BIGINT	Reserved for future use.
POOL_COL_CACHING_TIER_L_READS	BIGINT	Reserved for future use.
POOL_DATA_CACHING_TIER_PAGE_WRITES	BIGINT	Reserved for future use.
POOL_INDEX_CACHING_TIER_PAGE_WRITES	BIGINT	Reserved for future use.
POOL_XDA_CACHING_TIER_PAGE_WRITES	BIGINT	Reserved for future use.
POOL_COL_CACHING_TIER_PAGE_WRITES	BIGINT	Reserved for future use.
POOL_DATA_CACHING_TIER_PAGE_UPDATES	BIGINT	Reserved for future use.
POOL_INDEX_CACHING_TIER_PAGE_UPDATES	BIGINT	Reserved for future use.
POOL_XDA_CACHING_TIER_PAGE_UPDATES	BIGINT	Reserved for future use.
POOL_COL_CACHING_TIER_PAGE_UPDATES	BIGINT	Reserved for future use.
POOL_CACHING_TIER_PAGE_READ_TIME	BIGINT	Reserved for future use.

Table 112. Information returned for MON_GET_BUFFERPOOL (continued)

Column Name	Data Type	Description
POOL_CACHING_TIER_PAGE_WRITE_TIME	BIGINT	Reserved for future use.
POOL_DATA_CACHING_TIER_PAGES_FOUND	BIGINT	Reserved for future use.
POOL_INDEX_CACHING_TIER_PAGES_FOUND	BIGINT	Reserved for future use.
POOL_XDA_CACHING_TIER_PAGES_FOUND	BIGINT	Reserved for future use.
POOL_COL_CACHING_TIER_PAGES_FOUND	BIGINT	Reserved for future use.
POOL_DATA_CACHING_TIER_GBP_INVALID_PAGES	BIGINT	Reserved for future use.
POOL_INDEX_CACHING_TIER_GBP_INVALID_PAGES	BIGINT	Reserved for future use.
POOL_XDA_CACHING_TIER_GBP_INVALID_PAGES	BIGINT	Reserved for future use.
POOL_COL_CACHING_TIER_GBP_INVALID_PAGES	BIGINT	Reserved for future use.
POOL_DATA_CACHING_TIER_GBP_INDEP_PAGES_FOUND	BIGINT	Reserved for future use.
POOL_INDEX_CACHING_TIER_GBP_INDEP_PAGES_FOUND	BIGINT	Reserved for future use.
POOL_XDA_CACHING_TIER_GBP_INDEP_PAGES_FOUND	BIGINT	Reserved for future use.
POOL_COL_CACHING_TIER_GBP_INDEP_PAGES_FOUND	BIGINT	Reserved for future use.
POOL_ASYNC_DATA_CACHING_TIER_READS	BIGINT	Reserved for future use.
POOL_ASYNC_INDEX_CACHING_TIER_READS	BIGINT	Reserved for future use.
POOL_ASYNC_XDA_CACHING_TIER_READS	BIGINT	Reserved for future use.
POOL_ASYNC_COL_CACHING_TIER_READS	BIGINT	Reserved for future use.
POOL_ASYNC_DATA_CACHING_TIER_PAGE_WRITES	BIGINT	Reserved for future use.
POOL_ASYNC_INDEX_CACHING_TIER_PAGE_WRITES	BIGINT	Reserved for future use.
POOL_ASYNC_XDA_CACHING_TIER_PAGE_WRITES	BIGINT	Reserved for future use.
POOL_ASYNC_COL_CACHING_TIER_PAGE_WRITES	BIGINT	Reserved for future use.

Table 112. Information returned for MON_GET_BUFFERPOOL (continued)

Column Name	Data Type	Description
POOL_ASYNC_DATA_CACHING_TIER_PAGE_UPDATES	BIGINT	Reserved for future use.
POOL_ASYNC_INDEX_CACHING_TIER_PAGE_UPDATES	BIGINT	Reserved for future use.
POOL_ASYNC_XDA_CACHING_TIER_PAGE_UPDATES	BIGINT	Reserved for future use.
POOL_ASYNC_COL_CACHING_TIER_PAGE_UPDATES	BIGINT	Reserved for future use.
POOL_ASYNC_DATA_CACHING_TIER_PAGES_FOUND	BIGINT	Reserved for future use.
POOL_ASYNC_INDEX_CACHING_TIER_PAGES_FOUND	BIGINT	Reserved for future use.
POOL_ASYNC_XDA_CACHING_TIER_PAGES_FOUND	BIGINT	Reserved for future use.
POOL_ASYNC_COL_CACHING_TIER_PAGES_FOUND	BIGINT	Reserved for future use.
POOL_ASYNC_DATA_CACHING_TIER_GBP_INVALID_PAGES	BIGINT	Reserved for future use.
POOL_ASYNC_INDEX_CACHING_TIER_GBP_INVALID_PAGES	BIGINT	Reserved for future use.
POOL_ASYNC_XDA_CACHING_TIER_GBP_INVALID_PAGES	BIGINT	Reserved for future use.
POOL_ASYNC_COL_CACHING_TIER_GBP_INVALID_PAGES	BIGINT	Reserved for future use.
POOL_ASYNC_DATA_CACHING_TIER_GBP_INDEP_PAGES_FOUND	BIGINT	Reserved for future use.
POOL_ASYNC_INDEX_CACHING_TIER_GBP_INDEP_PAGES_FOUND	BIGINT	Reserved for future use.
POOL_ASYNC_XDA_CACHING_TIER_GBP_INDEP_PAGES_FOUND	BIGINT	Reserved for future use.
POOL_ASYNC_COL_CACHING_TIER_GBP_INDEP_PAGES_FOUND	BIGINT	Reserved for future use.
LOB_PREFETCH_WAIT_TIME	BIGINT	lob_prefetch_wait_time - LOB prefetch wait time monitor element
LOB_PREFETCH_REQS	BIGINT	lob_prefetch_reqs - LOB prefetcher request count monitor element

MON_GET_CF table function - Get cluster caching facility metrics

The MON_GET_CF table function returns status information about one or more cluster caching facilities (also known as CFs) on the system.

Syntax

►► MON_GET_CF — (— id —) ◄◄

The schema is SYSPROC.

Table function parameters

id

An input argument of type INTEGER that specifies the identifier of the cluster caching facility for which data will be returned. You can use the DB2_CF administrative view to obtain the identifiers of the cluster caching facilities on your system. If this parameter is NULL, information for all cluster caching facilities on the system is returned.

Authorization

One of the following authorities is required to execute the routine:

- EXECUTE privilege on the routine
- DATAACCESS authority
- DBADM authority
- SQLADM authority

Default PUBLIC privilege

None

Examples

The following query displays information about the group buffer pool size for all cluster caching facilities on the system. It shows a resize in progress for the group buffer pool. The CURRENT_CF_GBP_SIZE parameter shows the group buffer pool memory currently in use. The CONFIGURED_CF_GBP_SIZE parameter shows the group buffer pool memory currently allocated and reserved. The TARGET_CF_GBP_SIZE parameter shows the group buffer pool dynamic resize target.

```
SELECT SUBSTR(HOST_NAME,1,8) AS HOST,
       SUBSTR(DB_NAME, 1,8) AS DBNAME,
       CURRENT_CF_GBP_SIZE,
       CONFIGURED_CF_GBP_SIZE,
       TARGET_CF_GBP_SIZE
FROM TABLE( MON_GET_CF( cast(NULL as integer) ) ) AS CAMETRICS
ORDER BY HOST;
```

The following is an example of output from this query.

HOST	DBNAME	CURRENT_CF_GBP_SIZE	CONFIGURED_CF_GBP_SIZE	TARGET_CF_GBP_SIZE
cf15	SAMPLE	2402	3000	5000
cf16	SAMPLE	1276	3000	5000

The next example returns information about the group buffer pool size for the cluster caching facility that has the identifier of 128.

```
SELECT SUBSTR(HOST_NAME,1,8) AS HOST,
       SUBSTR(DB_NAME, 1,8) AS DBNAME,
       CURRENT_CF_GBP_SIZE,
       CONFIGURED_CF_GBP_SIZE,
       TARGET_CF_GBP_SIZE
FROM TABLE( MON_GET_CF( 128 ) ) AS CAMETRICS;
```

The following is an example of output from this query.

HOST	DBNAME	CURRENT_CF_GBP_SIZE	CONFIGURED_CF_GBP_SIZE	TARGET_CF_GBP_SIZE
cf16	SAMPLE	1276	2000	2000

Usage notes

The MON_GET_CF table function returns one row of data per cluster caching facility-database pairing defined on the instance. No aggregation across cluster caching facilities or databases is performed.

Information returned

Table 113. Information returned for MON_GET_CF

Column name	Data type	Description or corresponding monitor element
HOST_NAME	VARCHAR(128)	host_name - Host name
ID	SMALLINT	id - Identification
DB_NAME	VARCHAR(128)	db_name - Database name
CURRENT_CF_GBP_SIZE	INTEGER	current_cf_gbp_size - CurrentCF group buffer pool size
CONFIGURED_CF_GBP_SIZE	INTEGER	configured_cf_gbp_size - Configured CF group buffer pool size
TARGET_CF_GBP_SIZE	INTEGER	target_cf_gbp_size - Target CF group buffer pool size
CURRENT_CF_LOCK_SIZE	INTEGER	current_cf_lock_size - CurrentCF lock size
CONFIGURED_CF_LOCK_SIZE	INTEGER	configured_cf_lock_size - Configured CF lock size
TARGET_CF_LOCK_SIZE	INTEGER	target_cf_lock_size - Target CF lock size
CURRENT_CF_SCA_SIZE	INTEGER	current_cf_sca_size - Current CF shared communication area size
CONFIGURED_CF_SCA_SIZE	INTEGER	configured_cf_sca_size - Configured CF shared communication area size
TARGET_CF_SCA_SIZE	INTEGER	target_cf_sca_size - Target CF shared communication area size
CURRENT_CF_MEM_SIZE	INTEGER	current_cf_mem_size - CurrentCF memory size
CONFIGURED_CF_MEM_SIZE	INTEGER	configured_cf_mem_size - Configured CF memory size

MON_GET_CF_CMD - Get processing times for cluster caching facility commands

The MON_GET_CF_CMD table function returns information about the processing times for cluster caching facility (CF) commands.

Syntax

►► MON_GET_CF_CMD — (— *id* —) ◄◄

The schema is SYSPROC.

Table function parameters

id

An input argument of type INTEGER that specifies the identifier of the CF for which data is returned. You can use the DB2_CF administrative view to obtain the identifiers for the CFs in your Db2 pureScale environment. If this parameter is NULL, information is returned for all CFs in your Db2 pureScale environment.

Authorization

One of the following authorities is required to execute the routine:

- EXECUTE privilege on the routine
- DATAACCESS authority
- DBADM authority
- SQLADM authority

Default PUBLIC privilege

None

Example

The following statement is issued on a Db2 pureScale instance with multiple members and two cluster caching facilities with identifiers CF15 and CF16:

```
SELECT SUBSTR(HOSTNAME,1,8) AS HOST,  
       SUBSTR(CF_CMD_NAME,1,20) AS CF_CMD_NAME,  
       TOTAL_CF_REQUESTS AS REQUESTS  
FROM TABLE( MON_GET_CF_CMD(NULL) ) AS CFMETRICS  
WHERE CF_CMD_NAME = 'SetLockState' OR CF_CMD_NAME = 'ReadAndRegister'
```

An example of output from this query is as follows:

HOST	CF_CMD_NAME	REQUESTS
CF15	SetLockState	4
CF15	ReadAndRegister	7
CF16	SetLockState	1
CF16	ReadAndRegister	1

Usage notes

Data is returned only if you issue this function in a Db2 pureScale environment.

The reported values are provided by the CF and are independent of the instance level for a member or the number of databases that are active for a member.

The values that are returned in the **TOTAL_CF_REQUESTS** and **TOTAL_CF_CMD_TIME_MICRO** columns are calculated since cluster startup. You cannot reset the values; they are read-only.

You can calculate the average time by dividing the return value of the **TOTAL_CF_CMD_TIME_MICRO** column by the number returned by the **TOTAL_CF_REQUESTS** column.

Information returned

Column name	Data type	Description or corresponding monitor element
HOSTNAME	VARCHAR(255))	hostname - Host name monitor element
ID	SMALLINT	id - Identification
CF_CMD_NAME	VARCHAR(128))	Name of the CF command.
TOTAL_CF_REQUESTS	BIGINT	Total number of requests in the CF for this command.
TOTAL_CF_CMD_TIME_MICRO	BIGINT	Total processing time in the CF for this command, in microseconds.

Table 115. List of CF commands that are monitored by the MON_GET_CF_CMD function

CF Command or alias name	Description
AllocationUnitRecovery	Recover a global lock manager (GLM) after a local lock manager (LLM) detaches, releasing all non-retained locks and downgrading retained locks.
AttachLocalCache	Attach to the group buffer pool (GBP).
CrossInvalidate XI	Send a single cross-invalidate message.
DeletePage	Delete a single page from the CF.
DeletePageList	Delete a list of pages from the CF.
DeleteSAEntry	Delete a single smart array (SA) entry.
DeleteSAList	Delete a list of smart array (SA) entries.
DeregisterPageList	Deregister a list of pages with the CF.
ExtendedMessageResponseBlock	Return the metric for a large message response block transmission along with the acknowledgment for the response transmission from the terminating side, as measured over the communication medium.
ExtendedMessageResponseBlockAsync	Return the metric for a large message response block transmission over the communication medium only. There is no waiting for an acknowledgment for the response transmission from the terminating side over the communication medium; completion of the transmission is checked separately.
LockNotification	Send a lock notification.
MessageResponseBlock	Return the metric for a message response block transmission along with the acknowledgment for the response transmission from the terminating side, as measured over the communication medium.
MessageResponseBlockAsync	Return the metric for a message response block transmission over the communication medium only. There is no waiting for an acknowledgment for the response transmission from the terminating side over the communication medium; completion of the transmission is checked separately.
ProcessSetLockStateExistingClient	Process the set lock state from an existing client.
ProcessSetLockStateExistingLock	Process the set lock state time for an existing lock.
ProcessSetLockStateNewClient	Process the set lock state from a new client.
ProcessSetLockStateNewLock	Process the set lock state time for a new lock.
ProcessSetLockStateSingleLock	Process the set lock state internal time for a single lock.
ReadAndRegister RAR	Read a single page from the CF.
ReadAndRegisterMultiple	Read multiple pages from the CF.
ReadCacheInfo	Read the GBP cache information.
ReadCastoutClass	Read the list of pages in the castout class that are eligible to be cast out from the CF.

Table 115. List of CF commands that are monitored by the MON_GET_CF_CMD function (continued)

CF Command or alias name	Description
ReadCCInfo	Read the castout information for a range of castout classes from the CF.
ReadForCastout	Read data from the CF so that it can be cast out.
ReadForCastoutMultiple	Scan the castout queue in the CF for eligible entries. This is a combination of the ReadCastoutClass and ReadForCastout commands.
ReadForCastoutMultipleList	Scan the castout queue in the CF for eligible entries. This is a combination of the ReadCastoutClass and ReadForCastout commands for a specified list.
ReadLocks	Read the locks that are defined in the GLM structure in the CF.
ReadSA	Read the aggregate value from a smart array (SA) in the CF.
ReadSetLFS	Get or set a log flush sequence (LFS) number in the CF.
RecordLockState RLS	Record the lock state to the secondary CF.
RegisterPageList	Register a list of pages with the CF.
ReleaseCastoutLocks	Release castout locks on a page in the CF.
SetLockState SLS	Set the lock state of the CF.
TestPageValidity	Test whether the local page is valid in the CF.
TryInstant	Return the commands that are issued to obtain an instant lock from the CF.
WriteAndRegister WAR	Send a single-page image into the CF.
WriteAndRegisterMultiple WARM	Send a multiple-pages image into the CF.
WriteAndRegisterMultipleSubOperation	Suboperation of sending a multiple-pages image into the CF. This command returns the processing time of each page in the CF after the data was read from the communications medium for a WARM operation.
WriteSA	Write a value into an SA and retrieve the aggregate value in the CF.

MON_GET_CF_WAIT_TIME - Get wait times for cluster caching facility commands

The MON_GET_CF_WAIT_TIME table function returns the total time measurement for cluster caching facility (CF) commands.

The time measurement returned by this function includes the network transport time to and from the CF and the execution time of the command within the CF.

Authorization

One of the following authorities is required to execute the routine:

- EXECUTE privilege on the routine
- DATAACCESS authority
- DBADM authority
- SQLADM authority

Default PUBLIC privilege

None

Syntax

► MON_GET_CF_WAIT_TIME — (— *member* —) ►

Table function parameters

The schema is SYSPROC.

member

An input argument of type INTEGER that specifies a valid member in the same instance as the currently connected database. Specify -1 for the current database member or -2 for all active members. If you specify the NULL value, -1 is set implicitly.

Information returned

Column name	Data type	Description or corresponding monitor element
MEMBER	SMALLINT	member - Database member
HOSTNAME	VARCHAR(255))	hostname - Host name monitor element
ID	SMALLINT	id - Identification
CF_CMD_NAME	VARCHAR(128))	Name of the CF command.
TOTAL_CF_REQUESTS	BIGINT	Total number of requests in the CF for this command.
TOTAL_CF_WAIT_TIME_MICRO	BIGINT	Total wait time in the CF for this command, in microseconds.

CF Command or alias name	Description
DeletePage	Delete a page from the CF.
DeletePageList	Delete a list of pages from the CF.
DeleteSA	Delete an entry from a smart array (SA) in the CF.
DeleteSAList	Delete a list of entries from an SA in the CF.
DeregisterPage	Deregister a page from the CF.
DeregisterPageList	Deregister a list of pages from the CF.
GetAndInclLFS	Get and increment the log flush sequence (LFS) number in the CF.
GetLFS	Get an LFS from the CF.
GetLSN	Get the log sequence number (LSN) from the CF.
GetNotification	Return the commands issued to get notification messages from the global lock manager (GLM) in the CF.
GetStatus	Get the user control structures field from the CF.

Table 117. List of CF commands that are monitored by the MON_GET_CF_WAIT_TIME function (continued)

CF Command or alias name	Description
GetUDF	Get the oldest page from the CF by using the user data field.
GLMDump	Request a dump of the GLM structure from the CF.
InitNotify	Return the commands issued to initialize message notification from the GLM structure in the CF.
MemberUD	Access the per member user data field in the CF.
ReadAndRegister RAR	Read a single page from the CF.
ReadAndRegisterMultiple RARM	Read multiple pages from the CF.
ReadCastoutClass	Read list of pages in the castout class that are eligible to be cast out from the CF.
ReadCCInfo	Read castout information for a range of castout classes from the CF.
ReadForCastout	Read data from the CF so that it can be cast out.
ReadForCastoutMultiple	Scan the castout queue in the CF for eligible entries. This command is a combination of the ReadCastoutClass and ReadForCastout commands.
ReadForCastoutMultipleList	Scan the castout queue in the CF for eligible entries. This command is a combination of the ReadCastoutClass and ReadForCastout) commands for a specified list.
ReadLocks	Read the locks that are defined in the GLM structure in the CF.
ReadSA	Read the aggregate value from an SA in the CF.
ReadSAList	Read all values for all SA variables or a particular SA variable in the CF.
ReleaseCastoutLocks	Release the castout lock on a page in the CF.
RecordLockState RLS	Record the lock state to the secondary CF.
RecordLockStateAsync	Record the lock state asynchronously to the secondary CF.
RecordLockStateMultiple RLSN	Record multiple lock states to the secondary CF.
RegisterPageList	Register a list of pages with the CF.
SetLFS	Set the LFS number in the CF.
SetLSN	Set the LSN in the CF.
SetLockState SLS	Set the lock state to the CF.
SetLockStateAsync	Set the lock state asynchronously to the CF.
SetLockStateMultiple SLSN	Set multiple lock states to the CF.
SetLockStateMultipleAsync	Set multiple lock states asynchronously to the CF.
SetStatus	Set the user control structures field in the CF.
TestPageValidity	Test whether a local page is valid in the CF.
TryInstant	Return the commands issued to obtain an instant lock from the CF.

Table 117. List of CF commands that are monitored by the MON_GET_CF_WAIT_TIME function (continued)

CF Command or alias name	Description
WriteAndRegister WAR	Send a single-page image into the CF.
WriteAndRegisterMultiple WARM	Send a multiple-pages image into the CF.
WriteSA	Write a value into an SA and retrieve the aggregate value in the CF.
WriteSAList	Write one or more SA variables in the CF.

Usage notes

Data is returned only if you issue this function in a Db2 pureScale environment.

This table function returns one row of data per command and per member.

The values are provided at the instance level for a member, and are independent of the number of databases active for a member, because a member is connected to a CF at the instance level.

The values that are returned in the **TOTAL_CF_REQUESTS** and **TOTAL_CF_WAIT_TIME_MICRO** return columns are calculated since cluster startup. You cannot reset the values; they are read-only.

You can calculate the average time by dividing the return value of the **TOTAL_CF_WAIT_TIME_MICRO** column by the number returned by the **TOTAL_CF_REQUESTS** column.

Example

To examine the rate at which page deregistration occurs on a specific CF, which is identified in the `db2nodes.cfg` file as number 128, you want to compare values over a specific length of time. To begin, issue the following statement:

```
SELECT TOTAL_CF_WAIT_TIME_MICRO AS Dereg_T1,
       TOTAL_CF_REQUESTS AS Dereg_RQ1
FROM TABLE (MON_GET_CF_WAIT_TIME( -1 ))
WHERE CF_CMD_NAME = 'DeregisterPage' and ID = '128'
```

This query returns the initial values for the comparison. Then, wait 10 seconds for the CF to deregister additional pages.

To get the updated values, issue the following statement:

```
SELECT TOTAL_CF_WAIT_TIME_MICRO AS Dereg_T2,
       TOTAL_CF_REQUESTS AS Dereg_RQ2
FROM TABLE (MON_GET_CF_WAIT_TIME( -1 ))
WHERE CF_CMD_NAME = 'DeregisterPage' and ID = '128'
```

Finally, calculate the rate at which the CF is deregistering pages by using the following formula:

$$\text{Dereg_PAGE_RATE} = \frac{(\text{Dereg_RQ2} - \text{Dereg_RQ1})}{(\text{Dereg_T2} - \text{Dereg_T1})}$$

MON_GET_CONNECTION table function - Get connection metrics

The MON_GET_CONNECTION table function returns metrics for one or more connections.

Authorization

One of the following authorities is required to execute the routine:

- EXECUTE privilege on the routine
- DATAACCESS authority
- DBADM authority

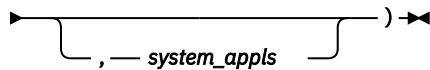
- SQLADM authority

Default PUBLIC privilege

None

Syntax

►► MON_GET_CONNECTION (— *application_handle* — , — *member* — ►



The schema is SYSPROC.

Routine parameters

application_handle

An input parameter of type BIGINT that specifies a specific application handle identifying the connection for which the metrics are to be returned. If the argument is null, metrics are returned for all connections

member

An input parameter of type INTEGER that specifies a valid member in the same instance as the currently connected database when calling this function. Specify -1 for the current database member, or -2 for all active database members. If the null value is specified, -1 is set implicitly.

system_appls

An input parameter of data type SMALLINT that specifies whether information for system applications is returned. The following values are valid:

- 0 or NULL: System application information is not returned. NULL is the default if a value for *system_appls* is not provided.
- 1: User and system application information is returned.

Information returned

<i>Table 118. Information returned for MON_GET_CONNECTION</i>		
Column name	Data type	Description
APPLICATION_HANDLE	BIGINT	application_handle - Application handle
APPLICATION_NAME	VARCHAR(128)	appl_name - Application name
APPLICATION_ID	VARCHAR(128)	appl_id - Application ID
MEMBER	SMALLINT	member - Database member
CLIENT_WRKSTNNAME	VARCHAR(255)	client_wrkstnname - Client workstation name monitor element
CLIENT_ACCTNG	VARCHAR(255)	client_acctng - Client accounting string
CLIENT_USERID	VARCHAR(255)	client_userid - Client user ID monitor element
CLIENT_APPLNAME	VARCHAR(255)	client_applname - Client application name monitor element

Table 118. Information returned for MON_GET_CONNECTION (continued)

Column name	Data type	Description
CLIENT_PID	BIGINT	client_pid - Client process ID
CLIENT_PRDID	VARCHAR(128)	client_prdid - Client product and version ID
CLIENT_PLATFORM	VARCHAR(12)	client_platform - Client platform
CLIENT_PROTOCOL	VARCHAR(10)	client_protocol - Client communication protocol
SYSTEM_AUTH_ID	VARCHAR(128)	system_auth_id - System authorization identifier
SESSION_AUTH_ID	VARCHAR(128)	session_auth_id - Session authorization ID
COORD_MEMBER	SMALLINT	coord_member - Coordinating member
CONNECTION_START_TIME	TIMESTAMP	connection_start_time - Connection start time
ACT_ABORTED_TOTAL	BIGINT	act_aborted_total - Total aborted activities
ACT_COMPLETED_TOTAL	BIGINT	act_completed_total - Total completed activities
ACT_REJECTED_TOTAL	BIGINT	act_rejected_total - Total rejected activities
AGENT_WAIT_TIME	BIGINT	agent_wait_time - Agent wait time
AGENT_WAITS_TOTAL	BIGINT	agent_waits_total - Total agent waits
POOL_DATA_L_READS	BIGINT	pool_data_l_reads - Buffer pool data logical reads
POOL_INDEX_L_READS	BIGINT	pool_index_l_reads - Buffer pool index logical reads
POOL_TEMP_DATA_L_READS	BIGINT	pool_temp_data_l_reads - Buffer pool temporary data logical reads
POOL_TEMP_INDEX_L_READS	BIGINT	pool_temp_index_l_reads - Buffer pool temporary index logical reads
POOL_TEMP_XDA_L_READS	BIGINT	pool_temp_xda_l_reads - Buffer pool temporary XDA data logical reads
POOL_XDA_L_READS	BIGINT	pool_xda_l_reads - Buffer Pool XDA Data Logical Reads
POOL_DATA_P_READS	BIGINT	pool_data_p_reads - Buffer pool data physical reads
POOL_INDEX_P_READS	BIGINT	pool_index_p_reads - Buffer pool index physical reads
POOL_TEMP_DATA_P_READS	BIGINT	pool_temp_data_p_reads - Buffer pool temporary data physical reads
POOL_TEMP_INDEX_P_READS	BIGINT	pool_temp_index_p_reads - Buffer pool temporary index physical reads
POOL_TEMP_XDA_P_READS	BIGINT	pool_temp_xda_p_reads - Buffer pool temporary XDA data physical reads
POOL_XDA_P_READS	BIGINT	pool_xda_p_reads - Buffer pool XDA data physical reads

Table 118. Information returned for MON_GET_CONNECTION (continued)

Column name	Data type	Description
POOL_DATA_WRITES	BIGINT	pool_data_writes - Buffer pool data writes
POOL_INDEX_WRITES	BIGINT	pool_index_writes - Buffer pool index writes
POOL_XDA_WRITES	BIGINT	pool_xda_writes - Buffer pool XDA data writes
POOL_READ_TIME	BIGINT	pool_read_time - Total buffer pool physical read time
POOL_WRITE_TIME	BIGINT	pool_write_time - Total buffer pool physical write time
CLIENT_IDLE_WAIT_TIME	BIGINT	client_idle_wait_time - Client idle wait time
DEADLOCKS	BIGINT	deadlocks - Deadlocks detected
DIRECT_READS	BIGINT	direct_reads - Direct reads from database
DIRECT_READ_TIME	BIGINT	direct_read_time - Direct read time
DIRECT_WRITES	BIGINT	direct_writes - Direct writes to database
DIRECT_WRITE_TIME	BIGINT	direct_write_time - Direct write time
DIRECT_READ_REQS	BIGINT	direct_read_reqs - Direct read requests
DIRECT_WRITE_REQS	BIGINT	direct_write_reqs - Direct write requests
FCM_RECV_VOLUME	BIGINT	fcm_recv_volume - FCM recv volume
FCM_RECVS_TOTAL	BIGINT	fcm_recvs_total - FCM recvs total
FCM_SEND_VOLUME	BIGINT	fcm_send_volume - FCM send volume
FCM_SENDS_TOTAL	BIGINT	fcm_sends_total - FCM sends total
FCM_RECV_WAIT_TIME	BIGINT	fcm_recv_wait_time - FCM recv wait time
FCM_SEND_WAIT_TIME	BIGINT	fcm_send_wait_time - FCM send wait time
IPC_RECV_VOLUME	BIGINT	ipc_recv_volume - Interprocess communication recv volume
IPC_RECV_WAIT_TIME	BIGINT	ipc_recv_wait_time - Interprocess communication recv wait time
IPC_RECVS_TOTAL	BIGINT	ipc_recvs_total - Interprocess communication recvs total
IPC_SEND_VOLUME	BIGINT	ipc_send_volume - Interprocess communication send volume
IPC_SEND_WAIT_TIME	BIGINT	ipc_send_wait_time - Interprocess communication send wait time
IPC_SENDS_TOTAL	BIGINT	ipc_sends_total - Interprocess communication send total
LOCK_ESCALS	BIGINT	lock_escals - Number of lock escalations
LOCK_TIMEOUTS	BIGINT	lock_timeouts - Number of lock timeouts
LOCK_WAIT_TIME	BIGINT	lock_wait_time - Time waited on locks
LOCK_WAITS	BIGINT	lock_waits - Lock waits

Table 118. Information returned for MON_GET_CONNECTION (continued)

Column name	Data type	Description
LOG_BUFFER_WAIT_TIME	BIGINT	log_buffer_wait_time - Log buffer wait time
NUM_LOG_BUFFER_FULL	BIGINT	num_log_buffer_full - Number of full log buffers
LOG_DISK_WAIT_TIME	BIGINT	log_disk_wait_time - Log disk wait time
LOG_DISK_WAITS_TOTAL	BIGINT	log_disk_waits_total - Log disk waits total
NUM_LOCKS_HELD	BIGINT	locks_held - Locks held
RQSTS_COMPLETED_TOTAL	BIGINT	rqsts_completed_total - Total requests completed
ROWS_MODIFIED	BIGINT	rows_modified - Rows modified
ROWS_READ	BIGINT	rows_read - Rows read
ROWS_RETURNED	BIGINT	rows_returned - Rows returned
TCPIP_RECV_VOLUME	BIGINT	tcPIP_recv_volume - TCP/IP received volume
TCPIP_SEND_VOLUME	BIGINT	tcPIP_send_volume - TCP/IP send volume
TCPIP_RECV_WAIT_TIME	BIGINT	tcPIP_recv_wait_time - TCP/IP recv wait time
TCPIP_RECVS_TOTAL	BIGINT	tcPIP_recvs_total - TCP/IP recvs total
TCPIP_SEND_WAIT_TIME	BIGINT	tcPIP_send_wait_time - TCP/IP send wait time
TCPIP_SENDS_TOTAL	BIGINT	tcPIP_sends_total - TCP/IP sends total
TOTAL_APP_RQST_TIME	BIGINT	total_app_rqst_time - Total application request time
TOTAL_RQST_TIME	BIGINT	total_rqst_time - Total request time
WLM_QUEUE_TIME_TOTAL	BIGINT	wlm_queue_time_total - Workload manager total queue time
WLM_QUEUE_ASSIGNMENTS_TOTAL	BIGINT	wlm_queue_assignments_total - Workload manager total queue assignments
TOTAL_CPU_TIME	BIGINT	total_cpu_time - Total CPU time
TOTAL_WAIT_TIME	BIGINT	total_wait_time - Total wait time
APP_RQSTS_COMPLETED_TOTAL	BIGINT	app_rqsts_completed_total - Total application requests completed
TOTAL_SECTION_SORT_TIME	BIGINT	total_section_sort_time - Total section sort time
TOTAL_SECTION_SORT_PROC_TIME	BIGINT	total_section_sort_proc_time - Total section sort processing time
TOTAL_SECTION_SORTS	BIGINT	total_section_sorts - Total section sorts
TOTAL_SORTS	BIGINT	total_sorts - Total Sorts
POST_THRESHOLD_SORTS	BIGINT	post_threshold_sorts - Post threshold sorts
POST_SHRTHRESHOLD_SORTS	BIGINT	post_shrthreshold_sorts - Post shared threshold sorts
SORT_OVERFLOWS	BIGINT	sort_overflows - Sort overflows
TOTAL_COMPILE_TIME	BIGINT	total_compile_time - Total compile time

Table 118. Information returned for MON_GET_CONNECTION (continued)

Column name	Data type	Description
TOTAL_COMPILE_PROC_TIME	BIGINT	total_compile_proc_time - Total compile processing time
TOTAL_COMPILATIONS	BIGINT	total_compilations - Total compilations
TOTAL_IMPLICIT_COMPILE_TIME	BIGINT	total_implicit_compile_time - Total implicit compile time
TOTAL_IMPLICIT_COMPILE_PROC_TIME	BIGINT	total_implicit_compile_proc_time - Total implicit compile processing time
TOTAL_IMPLICIT_COMPILATIONS	BIGINT	total_implicit_compilations - Total implicit complications
TOTAL_SECTION_TIME	BIGINT	total_section_time - Total section time
TOTAL_SECTION_PROC_TIME	BIGINT	total_section_proc_time - Total section processing time
TOTAL_APP_SECTION_EXECUTIONS	BIGINT	total_app_section_executions - Total section executions
TOTAL_ACT_TIME	BIGINT	total_act_time - Total activity time
TOTAL_ACT_WAIT_TIME	BIGINT	total_act_wait_time - Total activity wait time
ACT_RQSTS_TOTAL	BIGINT	act_rqsts_total - Total activity requests
TOTAL_ROUTINE_TIME	BIGINT	total_routine_time - Total routine time
TOTAL_ROUTINE_INVOCATIONS	BIGINT	total_routine_invocations - Total routine invocations
TOTAL_COMMIT_TIME	BIGINT	total_commit_time - Total commit time
TOTAL_COMMIT_PROC_TIME	BIGINT	total_commit_proc_time - Total commits processing time
TOTAL_APP_COMMITS	BIGINT	total_app_commits - Total application commits
INT_COMMITS	BIGINT	int_commits - Internal commits
TOTAL_ROLLBACK_TIME	BIGINT	total_rollback_time - Total rollback time
TOTAL_ROLLBACK_PROC_TIME	BIGINT	total_rollback_proc_time - Total rollback processing time
TOTAL_APP_ROLLBACKS	BIGINT	total_app_rollbacks - Total application rollbacks
INT_ROLLBACKS	BIGINT	int_rollbacks - Internal rollbacks
TOTAL_RUNSTATS_TIME	BIGINT	total_runstats_time - Total runtime statistics
TOTAL_RUNSTATS_PROC_TIME	BIGINT	total_runstats_proc_time - Total runtime statistics processing time
TOTAL_RUNSTATS	BIGINT	total_runstats - Total runtime statistics
TOTAL_REORG_TIME	BIGINT	total_reorg_time - Total reorganization time
TOTAL_REORG_PROC_TIME	BIGINT	total_reorg_proc_time - Total reorganization processing time
TOTAL_REORGS	BIGINT	total_reorgs - Total reorganizations

Table 118. Information returned for MON_GET_CONNECTION (continued)

Column name	Data type	Description
TOTAL_LOAD_TIME	BIGINT	total_load_time - Total load time
TOTAL_LOAD_PROC_TIME	BIGINT	total_load_proc_time - Total load processing time
TOTAL_LOADS	BIGINT	total_loads - Total loads
CAT_CACHE_INSERTS	BIGINT	cat_cache_inserts - Catalog cache inserts
CAT_CACHE_LOOKUPS	BIGINT	cat_cache_lookups - Catalog cache lookups
PKG_CACHE_INSERTS	BIGINT	pkg_cache_inserts - Package cache inserts
PKG_CACHE_LOOKUPS	BIGINT	pkg_cache_lookups - Package cache lookups
THRESH_VIOLATIONS	BIGINT	thresh_violations - Number of threshold violations
NUM_LW_THRESH_EXCEEDED	BIGINT	num_lw_thresh_exceeded - Number of thresholds exceeded
LOCK_WAITS_GLOBAL	BIGINT	lock_waits_global - Lock waits global
LOCK_WAIT_TIME_GLOBAL	BIGINT	lock_wait_time_global - Lock wait time global
LOCK_TIMEOUTS_GLOBAL	BIGINT	lock_timeouts_global - Lock timeouts global
LOCK_ESCALS_MAXLOCKS	BIGINT	lock_escals_maxlocks - Number of maxlocks lock escalations
LOCK_ESCALS_LOCKLIST	BIGINT	lock_escals_locklist - Number of locklist lock escalations
LOCK_ESCALS_GLOBAL	BIGINT	lock_escals_global - Number of global lock escalations
RECLAIM_WAIT_TIME	BIGINT	reclaim_wait_time - Reclaim wait time
SPACEMAPPAGE_RECLAIM_WAIT_TIME	BIGINT	spacemappage_reclaim_wait_time - Space map page reclaim wait time
CF_WAITS	BIGINT	cf_waits - Number of cluster caching facility waits
CF_WAIT_TIME	BIGINT	cf_wait_time - cluster caching facility wait time
POOL_DATA_GBP_L_READS	BIGINT	pool_data_gbp_l_reads - Group buffer pool data logical reads
POOL_DATA_GBP_P_READS	BIGINT	pool_data_gbp_p_reads - Group buffer pool data physical reads
POOL_DATA_LBP_PAGES_FOUND	BIGINT	pool_data_lbp_pages_found - Local buffer pool found data pages
POOL_DATA_GBP_INVALID_PAGES	BIGINT	pool_data_gbp_invalid_pages - Group buffer pool invalid data pages
POOL_INDEX_GBP_L_READS	BIGINT	pool_index_gbp_l_reads - Group buffer pool index logical reads
POOL_INDEX_GBP_P_READS	BIGINT	pool_index_gbp_p_reads - Group buffer pool index physical reads

Table 118. Information returned for MON_GET_CONNECTION (continued)

Column name	Data type	Description
POOL_INDEX_LBP_PAGES_FOUND	BIGINT	pool_index_lbp_pages_found - Local buffer pool index pages found
POOL_INDEX_GBP_INVALID_PAGES	BIGINT	pool_index_gbp_invalid_pages - Group buffer pool invalid index pages
POOL_XDA_GBP_L_READS	BIGINT	pool_xda_gbp_l_reads - Group buffer pool XDA data logical read requests
POOL_XDA_GBP_P_READS	BIGINT	pool_xda_gbp_p_reads - Group buffer pool XDA data physical read requests
POOL_XDA_LBP_PAGES_FOUND	BIGINT	pool_xda_lbp_pages_found - Local buffer pool XDA data pages found
POOL_XDA_GBP_INVALID_PAGES	BIGINT	pool_xda_gbp_invalid_pages - Group buffer pool invalid XDA data pages
AUDIT_EVENTS_TOTAL	BIGINT	audit_events_total - Total audit events
AUDIT_FILE_WRITES_TOTAL	BIGINT	audit_file_writes_total - Total Audit files written
AUDIT_FILE_WRITE_WAIT_TIME	BIGINT	audit_file_write_wait_time - Audit file write wait time
AUDIT_SUBSYSTEM_WAITS_TOTAL	BIGINT	audit_subsystem_waits_total - Total audit subsystem waits
AUDIT_SUBSYSTEM_WAIT_TIME	BIGINT	audit_subsystem_wait_time - Audit subsystem wait time
CLIENT_HOSTNAME	VARCHAR(255)	client_hostname - Client hostname monitor element
CLIENT_PORT_NUMBER	INTEGER	client_port_number - Client port number monitor element
DIAGLOG_WRITES_TOTAL	BIGINT	diaglog_writes_total - Diag log total writes
DIAGLOG_WRITE_WAIT_TIME	BIGINT	diaglog_write_wait_time - Diag log write time
FCM_MESSAGE_RECVS_TOTAL	BIGINT	fcm_message_recvs_total - FCM message recvs total
FCM_MESSAGE_RECV_VOLUME	BIGINT	fcm_message_recv_volume - FCM message recv volume
FCM_MESSAGE_RECV_WAIT_TIME	BIGINT	fcm_message_recv_wait_time - FCM message recv wait time
FCM_MESSAGE_SENDS_TOTAL	BIGINT	fcm_message_sends_total - FCM message sends total
FCM_MESSAGE_SEND_VOLUME	BIGINT	fcm_message_send_volume - FCM message send volume
FCM_MESSAGE_SEND_WAIT_TIME	BIGINT	fcm_message_send_wait_time - FCM message send wait time
FCM_TQ_RECVS_TOTAL	BIGINT	fcm_tq_recvs_total - FCM tablequeue recvs total
FCM_TQ_RECV_VOLUME	BIGINT	fcm_tq_recv_volume - FCM tablequeue recv volume

<i>Table 118. Information returned for MON_GET_CONNECTION (continued)</i>		
Column name	Data type	Description
FCM_TQ_RECV_WAIT_TIME	BIGINT	fcm_tq_recv_wait_time - FCM tablequeue recv wait time
FCM_TQ_SENDS_TOTAL	BIGINT	fcm_tq_sends_total - FCM tablequeue send total
FCM_TQ_SEND_VOLUME	BIGINT	fcm_tq_send_volume - FCM tablequeue send volume
FCM_TQ_SEND_WAIT_TIME	BIGINT	fcm_tq_send_wait_time - FCM tablequeue send wait time
LAST_EXECUTABLE_ID	VARCHAR(32) FOR BIT DATA	last_executable_id - Last executable identifier
LAST_REQUEST_TYPE	VARCHAR(32)	last_request_type - Last request type
TOTAL_ROUTINE_USER_CODE_PROC_TIME	BIGINT	total_routine_user_code_proc_time - Total routine user code processing time
TOTAL_ROUTINE_USER_CODE_TIME	BIGINT	total_routine_user_code_time - Total routine user code time
TQ_TOT_SEND_SPILLS	BIGINT	tq_tot_send_spills - Total number of table queue buffers overflowed
EVMON_WAIT_TIME	BIGINT	evmon_wait_time - Event monitor wait time
EVMON_WAITS_TOTAL	BIGINT	evmon_waits_total - Event monitor total waits
TOTAL_EXTENDED_LATCH_WAIT_TIME	BIGINT	total_extended_latch_wait_time - Total extended latch wait time
TOTAL_EXTENDED_LATCH_WAITS	BIGINT	total_extended_latch_waits - Total extended latch waits
INTRA_PARALLEL_STATE	VARCHAR(3)	intra_parallel_state - Currentstate of intrapartition parallelism
TOTAL_STATS_FABRICATION_TIME	BIGINT	total_stats_fabrication_time - Total statistics fabrication time
TOTAL_STATS_FABRICATION_PROC_TIME	BIGINT	total_stats_fabrication_proc_time - Total statistics fabrication processing time
TOTAL_STATS_FABRICATIONS	BIGINT	total_stats_fabrications - Total statistics fabrications
TOTAL_SYNC_RUNSTATS_TIME	BIGINT	total_sync_runstats_time - Total synchronous RUNSTATS time
TOTAL_SYNC_RUNSTATS_PROC_TIME	BIGINT	total_sync_runstats_proc_time - Total synchronous RUNSTATS processing time
TOTAL_SYNC_RUNSTATS	BIGINT	total_sync_runstats - Total synchronous RUNSTATS activities
TOTAL_DISP_RUN_QUEUE_TIME	BIGINT	total_disp_run_queue_time - Total dispatcher run queue time
TOTAL_PEDS	BIGINT	total_peds - Total partial early distincts
DISABLED_PEDS	BIGINT	disabled_peds - Disabled partial early distincts

Table 118. Information returned for MON_GET_CONNECTION (continued)

Column name	Data type	Description
POST_THRESHOLD_PEDS	BIGINT	post_threshold_peds - Partial early distincts threshold
TOTAL_PEAS	BIGINT	total_peas - Total partial early aggregations
POST_THRESHOLD_PEAS	BIGINT	post_threshold_peas - Partial early aggregation threshold
TQ_SORT_HEAP_REQUESTS	BIGINT	tq_sort_heap_requests - Table queue sort heap requests
TQ_SORT_HEAP_REJECTIONS	BIGINT	tq_sort_heap_rejections - Table queue sort heap rejections
POOL_QUEUED_ASYNC_DATA_REQS	BIGINT	pool_queued_async_data_reqs - Data prefetch requests
POOL_QUEUED_ASYNC_INDEX_REQS	BIGINT	pool_queued_async_index_reqs - Index prefetch requests
POOL_QUEUED_ASYNC_XDA_REQS	BIGINT	pool_queued_async_xda_reqs - XDA prefetch requests
POOL_QUEUED_ASYNC_TEMP_DATA_REQS	BIGINT	pool_queued_async_temp_data_reqs - Data prefetch requests for temporary table spaces
POOL_QUEUED_ASYNC_TEMP_INDEX_REQS	BIGINT	pool_queued_async_temp_index_reqs - Index prefetch requests for temporary table spaces
POOL_QUEUED_ASYNC_TEMP_XDA_REQS	BIGINT	pool_queued_async_temp_xda_reqs - XDA data prefetch requests for temporary table spaces
POOL_QUEUED_ASYNC_OTHER_REQS	BIGINT	pool_queued_async_other_reqs - Non-prefetch requests
POOL_QUEUED_ASYNC_DATA_PAGES	BIGINT	pool_queued_async_data_pages - Data pages prefetch requests
POOL_QUEUED_ASYNC_INDEX_PAGES	BIGINT	pool_queued_async_index_pages - Index pages prefetch requests
POOL_QUEUED_ASYNC_XDA_PAGES	BIGINT	pool_queued_async_xda_pages - XDA pages prefetch requests
POOL_QUEUED_ASYNC_TEMP_DATA_PAGES	BIGINT	pool_queued_async_temp_data_pages - Data pages prefetch requests for temporary table spaces
POOL_QUEUED_ASYNC_TEMP_INDEX_PAGES	BIGINT	pool_queued_async_temp_index_pages - Index pages prefetch requests for temporary table spaces
POOL_QUEUED_ASYNC_TEMP_XDA_PAGES	BIGINT	pool_queued_async_temp_xda_pages - XDA data pages prefetch requests for temporary table spaces
POOL_FAILED_ASYNC_DATA_REQS	BIGINT	pool_failed_async_data_reqs - Failed data prefetch requests
POOL_FAILED_ASYNC_INDEX_REQS	BIGINT	pool_failed_async_index_reqs - Failed index prefetch requests

<i>Table 118. Information returned for MON_GET_CONNECTION (continued)</i>		
Column name	Data type	Description
POOL_FAILED_ASYNC_XDA_REQS	BIGINT	pool_failed_async_xda_reqs - Failed XDA prefetch requests
POOL_FAILED_ASYNC_TEMP_DATA_REQS	BIGINT	pool_failed_async_temp_data_reqs - Failed data prefetch requests for temporary table spaces
POOL_FAILED_ASYNC_TEMP_INDEX_REQS	BIGINT	pool_failed_async_temp_index_reqs - Failed index prefetch requests for temporary table spaces
POOL_FAILED_ASYNC_TEMP_XDA_REQS	BIGINT	pool_failed_async_temp_xda_reqs - Failed XDA prefetch requests for temporary table spaces
POOL_FAILED_ASYNC_OTHER_REQS	BIGINT	pool_failed_async_other_reqs - Failed non-prefetch requests
PREFETCH_WAIT_TIME	BIGINT	prefetch_wait_time - Time waited for prefetch
PREFETCH_WAITS	BIGINT	prefetch_waits - Prefetcher wait count
APP_ACT_COMPLETED_TOTAL	BIGINT	app_act_completed_total - Total successful external coordinator activities
APP_ACT_ABORTED_TOTAL	BIGINT	app_act_aborted_total - Total failed external coordinator activities
APP_ACT_REJECTED_TOTAL	BIGINT	app_act_rejected_total - Total rejected external coordinator activities
TOTAL_CONNECT_REQUEST_TIME	BIGINT	total_connect_request_time - Total connection or switch user request time
TOTAL_CONNECT_REQUEST_PROC_TIME	BIGINT	total_connect_request_proc_time - Total connection or switch user request processing time
TOTAL_CONNECT_REQUESTS	BIGINT	total_connect_requests - Connection or switch user requests
TOTAL_CONNECT_AUTHENTICATION_TIME	BIGINT	total_connect_authentication_time - Total connection or switch user authentication request time
TOTAL_CONNECT_AUTHENTICATION_PROC_TIME	BIGINT	total_connect_authentication_proc_time - Total connection authentication processing time
TOTAL_CONNECT_AUTHENTICATIONS	BIGINT	total_connect_authentications - Connections or switch user authentications performed
POOL_DATA_GBP_INDEP_PAGES_FOUND_IN_LBP	BIGINT	pool_data_gbp_indep_pages_found_in_lbp - Group buffer pool independent data pages found in local buffer pool monitor element
POOL_INDEX_GBP_INDEP_PAGES_FOUND_IN_LBP	BIGINT	pool_index_gbp_indep_pages_found_in_lbp - Group buffer pool independent index pages found in local buffer pool monitor element

Table 118. Information returned for MON_GET_CONNECTION (continued)

Column name	Data type	Description
POOL_XDA_GBP_INDEP_PAGES_FOUND_IN_LBP	BIGINT	pool_xda_gbp_indep_pages_found_in_lbp - Group buffer pool XDA independent pages found in local buffer pool monitor element
COMM_EXIT_WAIT_TIME	BIGINT	comm_exit_wait_time - Communication buffer exit wait time monitor element
COMM_EXIT_WAITS	BIGINT	comm_exit_waits - Communication buffer exit number of waits monitor element
IDA_SEND_WAIT_TIME	BIGINT	ida_send_wait_time - Time spent waiting to send data monitor element
IDA_SENDS_TOTAL	BIGINT	ida_sends_total - Number of times data sent monitor element
IDA_SEND_VOLUME	BIGINT	ida_send_volume - Total data volume sent monitor element
IDA_RECV_WAIT_TIME	BIGINT	ida_recv_wait_time - Time spent waiting to receive data monitor element
IDA_RECVS_TOTAL	BIGINT	ida_recvs_total - Number of times data received monitor element
IDA_RECV_VOLUME	BIGINT	ida_recv_volume - Total data volume received monitor element
MEMBER_SUBSET_ID	INTEGER	member_subset_id - Member subset ID
IS_SYSTEM_APPL	SMALLINT	is_system_appl - Is System Application monitor element
LOCK_TIMEOUT_VAL	BIGINT	lock_timeout_val - Lock timeout value monitor element
CURRENT_ISOLATION	CHAR(2)	current_isolation - Current isolation level
NUM_LOCKS_WAITING	BIGINT	locks_waiting - Current agents waiting on locks monitor element
UOW_CLIENT_IDLE_WAIT_TIME	BIGINT	uow_client_idle_wait_time - Client idle time within a unit of work
ROWS_DELETED	BIGINT	rows_deleted - Rows deleted monitor element
ROWS_INSERTED	BIGINT	rows_inserted - Rows inserted monitor element
ROWS_UPDATED	BIGINT	rows_updated - Rows updated monitor element
TOTAL_HASH_JOINS	BIGINT	total_hash_joins - Total Hash Joins monitor element
TOTAL_HASH_LOOPS	BIGINT	total_hash_loops - Total Hash Loops monitor element
HASH_JOIN_OVERFLOWS	BIGINT	hash_join_overflows - Hash Join Overflows monitor element
HASH_JOIN_SMALL_OVERFLOWS	BIGINT	hash_join_small_overflows - Hash Join Small Overflows monitor element

Table 118. Information returned for MON_GET_CONNECTION (continued)

Column name	Data type	Description
POST_SHRTHRESHOLD_HASH_JOINS	BIGINT	post_shrthreshold_hash_joins - Post threshold hash joins monitor element
TOTAL_OLAP_FUNCS	BIGINT	total_olap_funcs - Total OLAP Functions monitor element
OLAP_FUNC_OVERFLOWS	BIGINT	olap_func_overflows - OLAP Function Overflows monitor element
DYNAMIC_SQL_STMTS	BIGINT	dynamic_sql_stmts - Dynamic SQL Statements Attempted monitor element
STATIC_SQL_STMTS	BIGINT	static_sql_stmts - Static SQL Statements Attempted monitor element
FAILED_SQL_STMTS	BIGINT	failed_sql_stmts - Failed Statement Operations monitor element
SELECT_SQL_STMTS	BIGINT	select_sql_stmts - Select SQL Statements Executed monitor element
UID_SQL_STMTS	BIGINT	uid_sql_stmts - Update/Insert/Delete SQL Statements Executed monitor element
DDL_SQL_STMTS	BIGINT	ddl_sql_stmts - Data Definition Language (DDL) SQL Statements monitor element
MERGE_SQL_STMTS	BIGINT	merge_sql_stmts - Merge SQL statements executed
XQUERY_STMTS	BIGINT	xquery_stmts - XQuery Statements Attempted monitor element
IMPLICIT_REBINDS	BIGINT	implicit_rebinds - number of implicit rebinds
BINDS_PRECOMPILES	BIGINT	binds_precompiles - Binds/Precompiles Attempted monitor element
INT_ROWS_DELETED	BIGINT	int_rows_deleted - Internal Rows Deleted monitor element
INT_ROWS_INSERTED	BIGINT	int_rows_inserted - Internal Rows Inserted monitor element
INT_ROWS_UPDATED	BIGINT	int_rows_updated - Internal Rows Updated monitor element
CALL_SQL_STMTS	BIGINT	call_sql_stmts - CALL SQL statements executed
POOL_COL_L_READS	BIGINT	pool_col_l_reads - Buffer pool column-organized logical reads
POOL_TEMP_COL_L_READS	BIGINT	pool_temp_col_l_reads - Buffer pool column-organized temporary logical reads
POOL_COL_P_READS	BIGINT	pool_col_p_reads - Buffer pool column-organized physical reads
POOL_TEMP_COL_P_READS	BIGINT	pool_temp_col_p_reads - Buffer pool column-organized temporary physical reads
POOL_COL_LBP_PAGES_FOUND	BIGINT	pool_col_lbp_pages_found - Buffer pool column-organized LBP pages found

Table 118. Information returned for MON_GET_CONNECTION (continued)

Column name	Data type	Description
POOL_COL_WRITES	BIGINT	pool_col_writes - Buffer pool column-organized writes
POOL_COL_GBP_L_READS	BIGINT	pool_col_gbp_l_reads - Buffer pool column-organized GBP logical reads
POOL_COL_GBP_P_READS	BIGINT	pool_col_gbp_p_reads - Buffer pool column-organized GBP physical reads
POOL_COL_GBP_INVALID_PAGES	BIGINT	pool_col_gbp_invalid_pages - Buffer pool column-organized GBP invalid data pages
POOL_COL_GBP_INDEP_PAGES_FOUND_IN_LBP	BIGINT	pool_col_gbp_indep_pages_found_in_lbp - Buffer pool column-organized GBP independent pages found in local buffer pool
POOL_QUEUED_ASYNC_COL_REQS	BIGINT	pool_queued_async_col_reqs - Column-organized prefetch requests
POOL_QUEUED_ASYNC_TEMP_COL_REQS	BIGINT	pool_queued_async_temp_col_reqs - Column-organized temporary prefetch requests
POOL_QUEUED_ASYNC_COL_PAGES	BIGINT	pool_queued_async_col_pages - Column-organized page prefetch requests
POOL_QUEUED_ASYNC_TEMP_COL_PAGES	BIGINT	pool_queued_async_temp_col_pages - Column-organized page temporary prefetch requests
POOL_FAILED_ASYNC_COL_REQS	BIGINT	pool_failed_async_col_reqs - Failed column-organized prefetch requests
POOL_FAILED_ASYNC_TEMP_COL_REQS	BIGINT	pool_failed_async_temp_col_reqs - Failed column-organized temporary prefetch requests
TOTAL_COL_TIME	BIGINT	total_col_time - Total column-organized time
TOTAL_COL_PROC_TIME	BIGINT	total_col_proc_time - Total column-organized processing time
TOTAL_COL_EXECUTIONS	BIGINT	total_col_executions - Total column-organized executions
CLIENT_IPADDR	VARCHAR(128)	client_ipaddr - Client IP address monitor element
SQL_REQS_SINCE_COMMIT	BIGINT	sql_reqs_since_commit - SQL Requests Since Last Commit monitor element
UOW_START_TIME	TIMESTAMP	uow_start_time - Unit of work start timestamp monitor element
UOW_STOP_TIME	TIMESTAMP	uow_stop_time - Unit of work stop timestamp monitor element
PREV_UOW_STOP_TIME	TIMESTAMP	prev_uow_stop_time - Previous Unit of Work Completion Timestamp monitor element
UOW_COMP_STATUS	VARCHAR(14)	uow_comp_status - Unit of Work Completion Status monitor element
NUM_ASSOC_AGENTS	BIGINT	num_assoc_agents - Number of Associated Agents monitor element

Table 118. Information returned for MON_GET_CONNECTION (continued)

Column name	Data type	Description
ASSOCIATED_AGENTS_TOP	BIGINT	associated_agents_top - Maximum Number of Associated Agents monitor element
WORKLOAD_OCCURRENCE_STATE	VARCHAR(32)	workload_occurrence_state - Workload occurrence state monitor element
POST_THRESHOLD_HASH_JOINS	BIGINT	post_threshold_hash_joins - Hash Join Threshold monitor element
POOL_DATA_CACHING_TIER_L_READS	BIGINT	Reserved for future use.
POOL_INDEX_CACHING_TIER_L_READS	BIGINT	Reserved for future use.
POOL_XDA_CACHING_TIER_L_READS	BIGINT	Reserved for future use.
POOL_COL_CACHING_TIER_L_READS	BIGINT	Reserved for future use.
POOL_DATA_CACHING_TIER_PAGE_WRITES	BIGINT	Reserved for future use.
POOL_INDEX_CACHING_TIER_PAGE_WRITES	BIGINT	Reserved for future use.
POOL_XDA_CACHING_TIER_PAGE_WRITES	BIGINT	Reserved for future use.
POOL_COL_CACHING_TIER_PAGE_WRITES	BIGINT	Reserved for future use.
POOL_DATA_CACHING_TIER_PAGE_UPDATES	BIGINT	Reserved for future use.
POOL_INDEX_CACHING_TIER_PAGE_UPDATES	BIGINT	Reserved for future use.
POOL_XDA_CACHING_TIER_PAGE_UPDATES	BIGINT	Reserved for future use.
POOL_COL_CACHING_TIER_PAGE_UPDATES	BIGINT	Reserved for future use.
POOL_CACHING_TIER_PAGE_READ_TIME	BIGINT	Reserved for future use.
POOL_CACHING_TIER_PAGE_WRITE_TIME	BIGINT	Reserved for future use.
POOL_DATA_CACHING_TIER_PAGES_FOUND	BIGINT	Reserved for future use.
POOL_INDEX_CACHING_TIER_PAGES_FOUND	BIGINT	Reserved for future use.
POOL_XDA_CACHING_TIER_PAGES_FOUND	BIGINT	Reserved for future use.
POOL_COL_CACHING_TIER_PAGES_FOUND	BIGINT	Reserved for future use.

Table 118. Information returned for MON_GET_CONNECTION (continued)

Column name	Data type	Description
POOL_DATA_CACHING_TIER_GBP_INVALID_PAGES	BIGINT	Reserved for future use.
POOL_INDEX_CACHING_TIER_GBP_INVALID_PAGES	BIGINT	Reserved for future use.
POOL_XDA_CACHING_TIER_GBP_INVALID_PAGES	BIGINT	Reserved for future use.
POOL_COL_CACHING_TIER_GBP_INVALID_PAGES	BIGINT	Reserved for future use.
POOL_DATA_CACHING_TIER_GBP_INDEP_PAGES_FOUND	BIGINT	Reserved for future use.
POOL_INDEX_CACHING_TIER_GBP_INDEP_PAGES_FOUND	BIGINT	Reserved for future use.
POOL_XDA_CACHING_TIER_GBP_INDEP_PAGES_FOUND	BIGINT	Reserved for future use.
POOL_COL_CACHING_TIER_GBP_INDEP_PAGES_FOUND	BIGINT	Reserved for future use.
TOTAL_HASH_GRPBY	BIGINT	total_hash_grpbys - Total hash group by operations
HASH_GRPBY_OVERFLOW	BIGINT	hash_grpby_overflows - Hash group by overflows
POST_THRESHOLD_HASH_GRPBY	BIGINT	post_threshold_hash_grpbys - Hash group by threshold
EXECUTION_ID	VARCHAR(128)	execution_id - User Login ID monitor element
POST_THRESHOLD_OLAP_FUNCS	BIGINT	post_threshold_olap_funcs - OLAP function threshold monitor element
POST_THRESHOLD_COL_VECTOR_CONSUMERS	BIGINT	post_threshold_col_vector_consumers - Post threshold columnar_vector consumers
TOTAL_COL_VECTOR_CONSUMERS	BIGINT	total_col_vector_consumers - Total columnar_vector consumers
ACTIVE_HASH_GRPBY	BIGINT	active_hash_grpbys - Active hash GROUP BY operations
ACTIVE_HASH_JOINS	BIGINT	active_hash_joins - Active hash joins
ACTIVE_OLAP_FUNCS	BIGINT	active_olap_funcs - Active OLAP Functions
ACTIVE_PEAS	BIGINT	active_peas - Active partial early aggregations operations
ACTIVE_PEDS	BIGINT	active_peds - Active partial early distinct operations
ACTIVE_SORT_CONSUMERS	BIGINT	active_sort_consumers - Active sort consumers
ACTIVE_SORTS	BIGINT	active_sorts - Active Sorts
ACTIVE_COL_VECTOR_CONSUMERS	BIGINT	active_col_vector_consumers - Active columnar_vector consumers

Table 118. Information returned for MON_GET_CONNECTION (continued)

Column name	Data type	Description
SORT_HEAP_ALLOCATED	BIGINT	sort_heap_allocated - Total Sort Heap Allocated
SORT_SHRHEAP_ALLOCATED	BIGINT	sort_shrheap_allocated - Sort Share Heap Currently Allocated
TOTAL_BACKUP_TIME	BIGINT	total_backup_time - Total elapsed time for online backups
TOTAL_BACKUP_PROC_TIME	BIGINT	total_backup_proc_time - Total non-wait time for online backups
TOTAL_BACKUPS	BIGINT	total_backups - Total backups
TOTAL_INDEX_BUILD_TIME	BIGINT	total_index_build_time - Total time spent building indexes due to index creation, recreation or rebuilding
TOTAL_INDEX_BUILD_PROC_TIME	BIGINT	total_index_build_proc_time - Total non-wait time spent building indexes due to index creation, recreation or rebuilding
TOTAL_INDEXES_BUILT	BIGINT	total_indexes_built - Total number of indexes built
EXT_TABLE_RECV_WAIT_TIME	BIGINT	ext_table_rcv_wait_time - Total agent wait time for external table readers monitor element
EXT_TABLE_RECVS_TOTAL	BIGINT	ext_table_recvs_total - Total row batches received from external table readers monitor element
EXT_TABLE_RECV_VOLUME	BIGINT	ext_table_rcv_volume - Total data received from external table readers monitor element
EXT_TABLE_READ_VOLUME	BIGINT	ext_table_read_volume - Total data read by external table readers monitor element
EXT_TABLE_SEND_WAIT_TIME	BIGINT	ext_table_send_wait_time - Total agent wait time for external table writers monitor element
EXT_TABLE_SENDS_TOTAL	BIGINT	ext_table_sends_total - Total row batches sent to external table writers monitor element
EXT_TABLE_SEND_VOLUME	BIGINT	ext_table_send_volume - Total data sent to external table writers monitor element
EXT_TABLE_WRITE_VOLUME	BIGINT	ext_table_write_volume - Total data written by external table writers monitor element
FCM_TQ_RECV_WAITS_TOTAL	BIGINT	fcm_tq_rcv_waits_total - Number of times spent waiting to receive the next buffer monitor element
FCM_MESSAGE_RECV_WAITS_TOTAL	BIGINT	fcm_message_rcv_waits_total - Number of times spent waiting for FCM reply message monitor element
FCM_TQ_SEND_WAITS_TOTAL	BIGINT	fcm_tq_send_waits_total - Number of times spent waiting to send the next buffer monitor element

Table 118. Information returned for MON_GET_CONNECTION (continued)

Column name	Data type	Description
FCM_MESSAGE_SEND_WAITS_TOTAL	BIGINT	fcm_message_send_waits_total - Number of times spent blocking on an FCM message send monitor element
FCM_SEND_WAITS_TOTAL	BIGINT	fcm_send_waits_total - Number of times spent blocking on an FCM send operation monitor element
FCM_RECV_WAITS_TOTAL	BIGINT	fcm_recv_waits_total - Number of times spent waiting to receive data through FCM monitor element
COL_VECTOR_CONSUMER_OVERFLOWES	BIGINT	col_vector_consumer_overflows - Columnar vector consumer overflows monitor element.
TOTAL_COL_SYNOPSIS_TIME	BIGINT	total_col_synopsis_time - Total column-organized synopsis table time monitor element
TOTAL_COL_SYNOPSIS_PROC_TIME	BIGINT	total_col_synopsis_proc_time - Total column-organized synopsis table processing time monitor element
TOTAL_COL_SYNOPSIS_EXECUTIONS	BIGINT	total_col_synopsis_executions - Total column-organized synopsis table executions monitor element
COL_SYNOPSIS_ROWS_INSERTED	BIGINT	col_synopsis_rows_inserted - Column-organized synopsis table rows inserted monitor element
LOB_PREFETCH_WAIT_TIME	BIGINT	lob_prefetch_wait_time - LOB prefetch wait time monitor element
LOB_PREFETCH_REQS	BIGINT	lob_prefetch_reqs - LOB prefetcher request count monitor element
FED_ROWS_DELETED	BIGINT	fed_rows_deleted - Rows deleted by a federation system monitor element
FED_ROWS_INSERTED	BIGINT	fed_rows_inserted - Rows inserted by a federation system monitor element
FED_ROWS_UPDATED	BIGINT	fed_rows_updated - Rows updated by a federation system monitor element
FED_ROWS_READ	BIGINT	fed_rows_read - Rows read by a federation system monitor element
FED_WAIT_TIME	BIGINT	fed_wait_time - Time spent by a federation server monitor element
FED_WAITS_TOTAL	BIGINT	fed_waits_total - Total number of execution times for a federation server monitor element
APPL_SECTION_INSERTS	BIGINT	appl_section_inserts - Insert count for SQL workspace monitor element
APPL_SECTION_LOOKUPS	BIGINT	appl_section lookups - SQL workspace access count monitor element
CONNECTION_REUSABILITY_STATUS	SMALLINT	connection_reusability_status - Connection reusability status monitor element

Table 118. Information returned for MON_GET_CONNECTION (continued)

Column name	Data type	Description
REUSABILITY_STATUS_REASON	VARCHAR(255)	reusability_status_reason - Reusability status reason monitor element
ADM_OVERFLOW	BIGINT	adm_overflows - Number of times an activity fit as an overflow monitor element adm_overflows - Number of times an activity fit as an overflow monitor element
ADM_BYPASS_ACT_TOTAL	BIGINT	adm_bypass_act_total - Number of times admission control was bypassed monitor element adm_bypass_act_total - Number of times admission control was bypassed monitor element
LOW_PRIORITY_ACT_TOTAL	BIGINT	low_priority_act_total – Total number of low priority activities monitor element
MEDIUM_PRIORITY_ACT_TOTAL	BIGINT	medium_priority_act_total – Total number of medium priority activities monitor element
HIGH_PRIORITY_ACT_TOTAL	BIGINT	high_priority_act_total – Total number of high priority activities monitor element
CRITICAL_PRIORITY_ACT_TOTAL	BIGINT	critical_priority_act_total – Total number of critical priority activities monitor element
SESSION_PRIORITY	VARCHAR (10)	session_priority - Session priority monitor element session_priority - Session priority monitor element

Usage notes

The metrics returned by the MON_GET_CONNECTION table function represent the accumulation of all metrics for requests that were submitted by a connection. Metrics are rolled up at unit of work boundaries, and periodically during the execution of requests. Therefore, the values reported by this table function reflect the current state of the system at the time of the most recent rollup. Metrics are strictly increasing in value. To determine the value of a given metric for an interval of time, use the MON_GET_CONNECTION table function to query the metric at the start and end of the interval, and compute the difference.

Request metrics are controlled through the COLLECT REQUEST METRICS clause on service superclasses and the *mon_req_metrics* database configuration parameter at the database level. Metrics are only collected for a request if the request is processed by an agent in a service subclass whose parent service superclass has request metrics enabled, or if request metrics collection is enabled for the entire database. By default, request metrics are enabled at the database level. If request metrics are disabled at the database level and for a service superclass, then the metrics reported for each connection that is mapped to that service superclass will stop increasing (or remain at 0 if request metrics were disabled at database activation time).

Tip: As a connection can be mapped to more than one service superclass during its lifetime, the metrics reported through the MON_GET_CONNECTION table function might represent a subset of the metrics for all requests submitted over the connection. This might occur if metrics collection is disabled for some of the superclasses that are mapped by the connection.

The MON_GET_CONNECTION table function returns one row of data per connection and per member. No aggregation across members (for a service class or more), is performed. However, aggregation can be achieved through SQL queries.

Example

Display connections that return the highest volume of data to clients, ordered by rows returned.

```
SELECT application_handle,
       rows_returned,
       tcpip_send_volume
FROM TABLE(MON_GET_CONNECTION(cast(NULL as bigint), -2)) AS t
ORDER BY rows_returned DESC
```

The following is an example of output from this query.

APPLICATION_HANDLE	ROWS_RETURNED	TCPIP_SEND_VOLUME
-----	-----	-----
	55	6
		0

1 record(s) selected.

MON_GET_CONNECTION_DETAILS table function - Get connection metrics as an XML document

The MON_GET_CONNECTION_DETAILS table function returns metrics for one or more connections.

The metrics are returned in an XML document.

Authorization

One of the following authorities is required to execute the routine:

- EXECUTE privilege on the routine
- DATAACCESS authority
- DBADM authority
- SQLADM authority

Default PUBLIC privilege

None

Syntax

► MON_GET_CONNECTION_DETAILS ((— *application_handle* — , — *member* —)
 , — *system_appls*)

The schema is SYSPROC.

Routine parameters

application_handle

An input argument of type BIGINT that specifies a specific application handle identifying the connection for which the metrics are to be returned. If the argument is NULL, metrics are returned for all connections.

member

An input argument of type INTEGER that specifies a valid member in the same instance as the currently connected database when calling this function. Specify -1 for the current database member, or -2 for all active database members. If the null value is specified, -1 is set implicitly.

system_appls

An input parameter of data type SMALLINT that specifies whether information for system applications is returned. The following values are valid:

- 0 or NULL: System application information is not returned. NULL is the default if a value for *system_appls* is not provided.

- 1: User and system application information is returned.

Information returned

<i>Table 119. Information returned for MON_GET_CONNECTION_DETAILS</i>		
Column Name	Data Type	Description
APPLICATION_HANDLE	BIGINT	application_handle - Application handle
MEMBER	SMALLINT	member - Database member
DETAILS	BLOB(1M)	XML document containing detailed metrics for the unit of work. See Table 120 on page 552 for a description of the elements in this document.

The following example shows the structure of the XML document that is returned in the DETAILS column.

```
<db2_connection xmlns="http://www.ibm.com/xmlns/prod/db2/mon" release="90700000">
  <application_handle>21</application_handle>
  <member>0</member>
  <system_metrics release="90700000">
    <act_aborted_total>5</act_aborted_total>
    ...
    <wlm_queue_assignments_total>3</wlm_queue_assignments_total>
  </system_metrics>
</db2_connection>
```

For the full schema, see `sqlllib/misc/DB2MonRoutines.xsd`.

This document uses the following non-primitive XML type definitions:

```
<xs:simpleType name="db2DbObjectString">
  <xs:restriction base="xs:string">
    <xs:maxLength value="128"/>
  </xs:restriction>
</xs:simpleType>

<xs:simpleType name="db2PartitionNum">
  <xs:restriction base="xs:nonNegativeInteger">
    <xs:maxInclusive value="999"/>
  </xs:restriction>
</xs:simpleType>
```

<i>Table 120. Detailed metrics returned for MON_GET_CONNECTION_DETAILS</i>		
Element Name	Data Type	Description
ACT_ABORTED_TOTAL	xs:nonNegativeInteger	act_aborted_total - Total aborted activities
ACT_COMPLETED_TOTAL	xs:nonNegativeInteger	act_completed_total - Total completed activities
ACT_REJECTED_TOTAL	xs:nonNegativeInteger	act_rejected_total - Total rejected activities
ACT_RQSTS_TOTAL	xs:nonNegativeInteger	act_rqsts_total - Total activity requests
ACTIVE_COL_VECTOR_CONSUMERS	xs:long	active_col_vector_consumers - Active columnar_vector consumers
ACTIVE_HASH_GRPBYS	xs:long	active_hash_grpbys - Active hash GROUP BY operations
ACTIVE_HASH_JOINS	xs:long	active_hash_joins - Active hash joins
ACTIVE_OLAP_FUNCS	xs:long	active_olap_funcs - Active OLAP Functions
ACTIVE_PEAS	xs:long	active_peas - Active partial early aggregations operations

Table 120. Detailed metrics returned for MON_GET_CONNECTION_DETAILS (continued)

Element Name	Data Type	Description
ACTIVE_PEDS	xs:long	active_peds - Active partial early distinct operations
ACTIVE_SORT_CONSUMERS	xs:long	active_sort_consumers - Active sort consumers
ACTIVE_SORTS	xs:long	active_sorts - Active Sorts
ADM_BYPASS_ACT_TOTAL	xs:long	adm_bypass_act_total - Number of times admission control was bypassed monitor element
ADM_OVERFLOWS	xs:long	adm_overflows - Number of times an activity fit as an overflow monitor element
AGENT_ID	xs:nonNegativeInteger	agent_id - Application handle (agent ID) monitor element
AGENT_WAIT_TIME	xs:nonNegativeInteger	agent_wait_time - Agent wait time
AGENT_WAITS_TOTAL	xs:nonNegativeInteger	agent_waits_total - Total agent waits
APP_ACT_ABORTED_TOTAL	xs:nonNegativeInteger	app_act_aborted_total - Total failed external coordinator activities
APP_ACT_COMPLETED_TOTAL	xs:nonNegativeInteger	app_act_completed_total - Total successful external coordinator activities
APP_ACT_REJECTED_TOTAL	xs:nonNegativeInteger	app_act_rejected_total - Total rejected external coordinator activities
APP_RQSTS_COMPLETED_TOTAL	xs:nonNegativeInteger	app_rqsts_completed_total - Total application requests completed
APPL_SECTION_INSERTS	xs:nonNegativeInteger	appl_section_inserts - Insert count for SQL workspace monitor element
APPL_SECTION_LOOKUPS	xs:nonNegativeInteger	appl_section_lookups - SQL workspace access count monitor element
APPLICATION_HANDLE	xs:nonNegativeInteger	application_handle - Application handle
APPLICATION_ID	xs:string	appl_id - Application ID
APPLICATION_NAME	xs:string	appl_name - Application name
ASSOCIATED_AGENTS_TOP	xs:long	associated_agents_top - Maximum Number of Associated Agents monitor element
AUDIT_EVENTS_TOTAL	xs:nonNegativeInteger	audit_events_total - Total audit events
AUDIT_FILE_WRITE_WAIT_TIME	xs:nonNegativeInteger	audit_file_write_wait_time - Audit file write wait time
AUDIT_FILE_WRITES_TOTAL	xs:nonNegativeInteger	audit_file_writes_total - Total Audit files written
AUDIT_SUBSYSTEM_WAIT_TIME	xs:nonNegativeInteger	audit_subsystem_wait_time - Audit subsystem wait time
AUDIT_SUBSYSTEM_WAITS_TOTAL	xs:nonNegativeInteger	audit_subsystem_waits_total - Total audit subsystem waits
BINDS_PRECOMPILES	xs:long	binds_precompiles - Binds/Precompiles Attempted monitor element
CALL_SQL_STMTS	xs:long	call_sql_stmts - CALL SQL statements executed

Table 120. Detailed metrics returned for MON_GET_CONNECTION_DETAILS (continued)

Element Name	Data Type	Description
CAT_CACHE_INSERTS	xs:nonNegativeInteger	cat_cache_inserts - Catalog cache inserts
CAT_CACHE_LOOKUPS	xs:nonNegativeInteger	cat_cache_lookups - Catalog cache lookups
CLIENT_ACCTNG	xs:string (255)	client_acctng - Client accounting string
CLIENT_APPLNAME	xs:string (255)	client_applname - Client application name
CLIENT_HOSTNAME	xs:string	client_hostname - Client hostname
CLIENT_IDLE_WAIT_TIME	xs:nonNegativeInteger	client_idle_wait_time - Client idle wait time
CLIENT_IPADDR	xs:string	client_ipaddr - Client IP address monitor element
CLIENT_PID	xs:nonNegativeInteger	client_pid - Client process ID
CLIENT_PLATFORM	xs:string	client_platform - Client platform
CLIENT_PORT_NUMBER	xs:nonNegativeInteger	client_port_number - Client port number
CLIENT_PRDID	xs:string	client_prdid - Client product and version ID
CLIENT_PROTOCOL	xs:string	client_protocol - Client communication protocol
CLIENT_USERID	xs:string (255)	client_userid - Client user ID
CLIENT_WRKSTNAME	xs:string (255)	client_wrkstname - Client workstation name
COL_SYNOPSIS_ROWS_INSERTED	xs:nonNegativeInteger	col_synopsis_rows_inserted - Column-organized synopsis table rows inserted monitor element
COL_VECTOR_CONSUMER_OVERFLOW	xs:long	col_vector_consumer_overflows - Columnar vector consumer overflows monitor element.
COMM_EXIT_WAIT_TIME	xs:nonNegativeInteger	comm_exit_wait_time - Communication buffer exit wait time monitor element
COMM_EXIT_WAITS	xs:nonNegativeInteger	comm_exit_waits - Communication buffer exit number of waits monitor element
CONNECTION_REUSABILITY_STATUS	xs:short	connection_reusability_status - Connection reusability status monitor element
CONNECTION_START_TIME	xs:dateTime	connection_start_time - Connection start time
COORD_MEMBER	xs:short	coord_member - Coordinating member
CURRENT_ISOLATION	xs:string	current_isolation - Current isolation level
DDL_SQL_STMTS	xs:long	ddl_sql_stmts - Data Definition Language (DDL) SQL Statements monitor element
DEADLOCKS	xs:nonNegativeInteger	deadlocks - Deadlocks detected
DIAGLOG_WRITE_WAIT_TIME	xs:nonNegativeInteger	diaglog_write_wait_time - Diag log write time
DIAGLOG_WRITES_TOTAL	xs:nonNegativeInteger	diaglog_writes_total - Diag log total writes
DIRECT_READ_REQS	xs:nonNegativeInteger	direct_read_reqs - Direct read requests
DIRECT_READ_TIME	xs:nonNegativeInteger	direct_read_time - Direct read time
DIRECT_READS	xs:nonNegativeInteger	direct_reads - Direct reads from database
DIRECT_WRITE_REQS	xs:nonNegativeInteger	direct_write_reqs - Direct write requests

Table 120. Detailed metrics returned for MON_GET_CONNECTION_DETAILS (continued)

Element Name	Data Type	Description
DIRECT_WRITE_TIME	xs:nonNegativeInteger	direct_write_time - Direct write time
DIRECT_WRITES	xs:nonNegativeInteger	direct_writes - Direct writes to database
DISABLED_PEDS	xs:long	disabled_peds - Disabled partial early distincts
DYNAMIC_SQL_STMTS	xs:long	dynamic_sql_stmts - Dynamic SQL Statements Attempted monitor element
EVMON_WAIT_TIME	xs:nonNegativeInteger	evmon_wait_time - Event monitor wait time
EVMON_WAITS_TOTAL	xs:nonNegativeInteger	evmon_waits_total - Event monitor total waits
EXECUTION_ID	xs:string(128)	execution_id - User Login ID monitor element
EXT_TABLE_READ_VOLUME	xs:nonNegativeInteger	ext_table_read_volume - Total data read by external table readers monitor element
EXT_TABLE_RECV_VOLUME	xs:nonNegativeInteger	ext_table_recv_volume - Total data received from external table readers monitor element
EXT_TABLE_RECV_WAIT_TIME	xs:nonNegativeInteger	ext_table_recv_wait_time - Total agent wait time for external table readers monitor element
EXT_TABLE_RECVS_TOTAL	xs:nonNegativeInteger	ext_table_recvs_total - Total row batches received from external table readers monitor element
EXT_TABLE_SEND_VOLUME	xs:nonNegativeInteger	ext_table_send_volume - Total data sent to external table writers monitor element
EXT_TABLE_SEND_WAIT_TIME	xs:nonNegativeInteger	ext_table_send_wait_time - Total agent wait time for external table writers monitor element
EXT_TABLE_SENDS_TOTAL	xs:nonNegativeInteger	ext_table_sends_total - Total row batches sent to external table writers monitor element
EXT_TABLE_WRITE_VOLUME	xs:nonNegativeInteger	ext_table_write_volume - Total data written by external table writers monitor element
FAILED_SQL_STMTS	xs:long	failed_sql_stmts - Failed Statement Operations monitor element
FCM_MESSAGE_RECV_VOLUME	xs:nonNegativeInteger	fcm_message_recv_volume - FCM message recv volume
FCM_MESSAGE_RECV_WAIT_TIME	xs:nonNegativeInteger	fcm_message_recv_wait_time - FCM message recv wait time
FCM_MESSAGE_RECV_WAITS_TOTAL	xs:nonNegativeInteger	fcm_message_recv_waits_total - Number of times spent waiting for FCM reply message monitor element
FCM_MESSAGE_RECVS_TOTAL	xs:nonNegativeInteger	fcm_message_recvs_total - FCM message recvs total
FCM_MESSAGE_SEND_VOLUME	xs:nonNegativeInteger	fcm_message_send_volume - FCM message send volume
FCM_MESSAGE_SEND_WAIT_TIME	xs:nonNegativeInteger	fcm_message_send_wait_time - FCM message send wait time

Table 120. Detailed metrics returned for MON_GET_CONNECTION_DETAILS (continued)

Element Name	Data Type	Description
FCM_MESSAGE_SEND_WAITS_TOTAL	xs:nonNegativeInteger	fcm_message_send_waits_total - Number of times spent blocking on an FCM message send monitor element
FCM_MESSAGE_SENDS_TOTAL	xs:nonNegativeInteger	fcm_message_sends_total - FCM message sends total
FCM_RECV_VOLUME	xs:nonNegativeInteger	fcm_recv_volume - FCM recv volume
FCM_RECV_WAIT_TIME	xs:nonNegativeInteger	fcm_recv_wait_time - FCM recv wait time
FCM_RECV_WAITS_TOTAL	xs:nonNegativeInteger	fcm_recv_waits_total - Number of times spent waiting to receive data through FCM monitor element
FCM_RECVS_TOTAL	xs:nonNegativeInteger	fcm_recvs_total - FCM recvs total
FCM_SEND_VOLUME	xs:nonNegativeInteger	fcm_send_volume - FCM send volume
FCM_SEND_WAIT_TIME	xs:nonNegativeInteger	fcm_send_wait_time - FCM send wait time
FCM_SEND_WAITS_TOTAL	xs:nonNegativeInteger	fcm_send_waits_total - Number of times spent blocking on an FCM send operation monitor element
FCM_SENDS_TOTAL	xs:nonNegativeInteger	fcm_sends_total - FCM sends total
FCM_TQ_RECV_VOLUME	xs:nonNegativeInteger	fcm_tq_recv_volume - FCM tablequeue recv volume
FCM_TQ_RECV_WAIT_TIME	xs:nonNegativeInteger	fcm_tq_recv_wait_time - FCM tablequeue recv wait time
FCM_TQ_RECV_WAITS_TOTAL	xs:nonNegativeInteger	fcm_tq_recv_waits_total - Number of times spent waiting to receive the next buffer monitor element
FCM_TQ_RECVS_TOTAL	xs:nonNegativeInteger	fcm_tq_recvs_total - FCM tablequeue recvs total
FCM_TQ_SEND_VOLUME	xs:nonNegativeInteger	fcm_tq_send_volume - FCM tablequeue send volume
FCM_TQ_SEND_WAIT_TIME	xs:nonNegativeInteger	fcm_tq_send_wait_time - FCM tablequeue send wait time
FCM_TQ_SEND_WAITS_TOTAL	xs:nonNegativeInteger	fcm_tq_send_waits_total - Number of times spent waiting to send the next buffer monitor element
FCM_TQ_SENDS_TOTAL	xs:nonNegativeInteger	fcm_tq_sends_total - FCM tablequeue send total
FED_ROWS_DELETED	xs:nonNegativeInteger	fed_rows_deleted - Rows deleted by a federation system monitor element
FED_ROWS_INSERTED	xs:nonNegativeInteger	fed_rows_inserted - Rows inserted by a federation system monitor element
FED_ROWS_READ	xs:nonNegativeInteger	fed_rows_read - Rows read by a federation system monitor element
FED_ROWS_UPDATED	xs:nonNegativeInteger	fed_rows_updated - Rows updated by a federation system monitor element
FED_WAIT_TIME	xs:nonNegativeInteger	fed_wait_time - Time spent by a federation server monitor element
FED_WAITS_TOTAL	xs:nonNegativeInteger	fed_waits_total - Total number of execution times for a federation server monitor element

Table 120. Detailed metrics returned for MON_GET_CONNECTION_DETAILS (continued)

Element Name	Data Type	Description
HASH_GRPBY_OVERFLOWS	xs:long	hash_grpby_overflows - Hash group by overflows
HASH_JOIN_OVERFLOWS	xs:long	hash_join_overflows - Hash Join Overflows monitor element
HASH_JOIN_SMALL_OVERFLOWS	xs:long	hash_join_small_overflows - Hash Join Small Overflows monitor element
IDA_RECV_VOLUME	xs:long	ida_recv_volume - Total data volume received monitor element
IDA_RECV_WAIT_TIME	xs:long	ida_recv_wait_time - Time spent waiting to receive data monitor element
IDA_RECVS_TOTAL	xs:long	ida_recvs_total - Number of times data received monitor element
IDA_SEND_VOLUME	xs:long	ida_send_volume - Total data volume sent monitor element
IDA_SEND_WAIT_TIME	xs:long	ida_send_wait_time - Time spent waiting to send data monitor element
IDA_SENDS_TOTAL	xs:long	ida_sends_total - Number of times data sent monitor element
IMPLICIT_REBINDS	xs:long	implicit_rebinds - number of implicit rebinds
INT_COMMITS	xs:nonNegativeInteger	int_commits - Internal commits
INT_ROLLBACKS	xs:nonNegativeInteger	int_rollbacks - Internal rollbacks
INT_ROWS_DELETED	xs:long	int_rows_deleted - Internal Rows Deleted monitor element
INT_ROWS_INSERTED	xs:long	int_rows_inserted - Internal Rows Inserted monitor element
INT_ROWS_UPDATED	xs:long	int_rows_updated - Internal Rows Updated monitor element
INTRA_PARALLEL_STATE	xs:string	intra_parallel_state - Current state of intrapartition parallelism monitor element
IPC_RECV_VOLUME	xs:nonNegativeInteger	ipc_recv_volume - Interprocess communication recv volume
IPC_RECV_WAIT_TIME	xs:nonNegativeInteger	ipc_recv_wait_time - Interprocess communication recv wait time
IPC_RECVS_TOTAL	xs:nonNegativeInteger	ipc_recvs_total - Interprocess communication recvs total
IPC_SEND_VOLUME	xs:nonNegativeInteger	ipc_send_volume - Interprocess communication send volume
IPC_SEND_WAIT_TIME	xs:nonNegativeInteger	ipc_send_wait_time - Interprocess communication send wait time
IPC_SENDS_TOTAL	xs:nonNegativeInteger	ipc_sends_total - Interprocess communication send total

Table 120. Detailed metrics returned for MON_GET_CONNECTION_DETAILS (continued)

Element Name	Data Type	Description
IS_SYSTEM_APPL	xs:short	is_system_appl - Is System Application monitor element
LAST_EXECUTABLE_ID	xs:hexBinary(32)	last_executable_id - Last executable identifier
LAST_REQUEST_TYPE	xs:string(32)	last_request_type - Last request type
LOB_PREFETCH_REQS	xs:nonNegativeInteger	lob_prefetch_reqs - LOB prefetcher request count monitor element
LOB_PREFETCH_WAIT_TIME	xs:nonNegativeInteger	lob_prefetch_wait_time - LOB prefetch wait time monitor element
LOCK_ESCALS	xs:nonNegativeInteger	lock_escals - Number of lock escalations
LOCK_TIMEOUT_VAL	xs:long	lock_timeout_val - Lock timeout value monitor element
LOCK_TIMEOUTS	xs:nonNegativeInteger	lock_timeouts - Number of lock timeouts
LOCK_WAIT_TIME	xs:nonNegativeInteger	lock_wait_time - Time waited on locks
LOCK_WAITS	xs:nonNegativeInteger	lock_waits - Lock waits
LOG_BUFFER_WAIT_TIME	xs:nonNegativeInteger	log_buffer_wait_time - Log buffer wait time
LOG_DISK_WAIT_TIME	xs:nonNegativeInteger	log_disk_wait_time - Log disk wait time
LOG_DISK_WAITS_TOTAL	xs:nonNegativeInteger	log_disk_waits_total - Log disk waits total
MEMBER	xs:nonNegativeInteger	member - Database member
MEMBER_SUBSET_ID	xs:long	member_subset_id - Member subset ID
MERGE_SQL_STMTS	xs:long	merge_sql_stmts - Merge SQL statements executed
NUM_ASSOC_AGENTS	xs:long	num_assoc_agents - Number of Associated Agents monitor element
NUM_LOCKS_HELD	xs:nonNegativeInteger	locks_held - Locks held
NUM_LOCKS_WAITING	xs:long	locks_waiting - Current agents waiting on locks monitor element
NUM_LOG_BUFFER_FULL	xs:nonNegativeInteger	num_log_buffer_full - Number of full log buffers
NUM_LW_THRESH_EXCEEDED	xs:nonNegativeInteger	num_lw_thresh_exceeded - Number of thresholds exceeded
OLAP_FUNC_OVERFLOWS	xs:long	olap_func_overflows - OLAP Function Overflows monitor element
PKG_CACHE_INSERTS	xs:nonNegativeInteger	pkg_cache_inserts - Package cache inserts
PKG_CACHE_LOOKUPS	xs:nonNegativeInteger	pkg_cache_lookups - Package cache lookups
POOL_COL_GBP_INDEP_PAGES_FOUND_IN_LBP	xs:nonNegativeInteger	pool_col_gbp_indep_pages_found_in_lbp - Buffer pool column-organized GBP independent pages found in local buffer pool
POOL_COL_GBP_INVALID_PAGES	xs:nonNegativeInteger	pool_col_gbp_invalid_pages - Buffer pool column-organized GBP invalid data pages
POOL_COL_GBP_L_READS	xs:nonNegativeInteger	pool_col_gbp_l_reads - Buffer pool column-organized GBP logical reads

Table 120. Detailed metrics returned for MON_GET_CONNECTION_DETAILS (continued)

Element Name	Data Type	Description
POOL_COL_GBP_P_READS	xs:nonNegativeInteger	pool_col_gbp_p_reads - Buffer pool column-organized GBP physical reads
POOL_COL_L_READS	xs:nonNegativeInteger	pool_col_l_reads - Buffer pool column-organized logical reads
POOL_COL_LBP_PAGES_FOUND	xs:nonNegativeInteger	pool_col_lbp_pages_found - Buffer pool column-organized LBP pages found
POOL_COL_P_READS	xs:nonNegativeInteger	pool_col_p_reads - Buffer pool column-organized physical reads
POOL_COL_WRITES	xs:nonNegativeInteger	pool_col_writes - Buffer pool column-organized writes
POOL_DATA_GBP_INDEP_PAGES_FOUND_IN_LBP	xs:nonNegativeInteger	pool_data_gbp_indep_pages_found_in_lbp - Group buffer pool independent data pages found in local buffer pool monitor element
POOL_DATA_L_READS	xs:nonNegativeInteger	pool_data_l_reads - Buffer pool data logical reads
POOL_DATA_P_READS	xs:nonNegativeInteger	pool_data_p_reads - Buffer pool data physical reads
POOL_DATA_WRITES	xs:nonNegativeInteger	pool_data_writes - Buffer pool data writes
POOL_FAILED_ASYNC_COL_REQS	xs:nonNegativeInteger	pool_failed_async_col_reqs - Failed column-organized prefetch requests
POOL_FAILED_ASYNC_DATA_REQS	xs:nonNegativeInteger	pool_failed_async_data_reqs - Failed data prefetch requests
POOL_FAILED_ASYNC_INDEX_REQS	xs:nonNegativeInteger	pool_failed_async_index_reqs - Failed index prefetch requests
POOL_FAILED_ASYNC_TEMP_COL_REQS	xs:nonNegativeInteger	pool_failed_async_temp_col_reqs - Failed column-organized temporary prefetch requests
POOL_FAILED_ASYNC_TEMP_DATA_REQS	xs:nonNegativeInteger	pool_failed_async_temp_data_reqs - Failed data prefetch requests for temporary table spaces
POOL_FAILED_ASYNC_TEMP_INDEX_REQS	xs:nonNegativeInteger	pool_failed_async_temp_index_reqs - Failed index prefetch requests for temporary table spaces
POOL_FAILED_ASYNC_TEMP_XDA_REQS	xs:nonNegativeInteger	pool_failed_async_temp_xda_reqs - Failed XDA prefetch requests for temporary table spaces
POOL_FAILED_ASYNC_OTHER_REQS	xs:nonNegativeInteger	pool_failed_async_other_reqs - Failed non-prefetch requests
POOL_FAILED_ASYNC_XDA_REQS	xs:nonNegativeInteger	pool_failed_async_xda_reqs - Failed XDA prefetch requests
POOL_INDEX_GBP_INDEP_PAGES_FOUND_IN_LBP	xs:nonNegativeInteger	pool_index_gbp_indep_pages_found_in_lbp - Group buffer pool independent index pages found in local buffer pool monitor element
POOL_INDEX_L_READS	xs:nonNegativeInteger	pool_index_l_reads - Buffer pool index logical reads
POOL_INDEX_P_READS	xs:nonNegativeInteger	pool_index_p_reads - Buffer pool index physical reads
POOL_INDEX_WRITES	xs:nonNegativeInteger	pool_index_writes - Buffer pool index writes

Table 120. Detailed metrics returned for MON_GET_CONNECTION_DETAILS (continued)

Element Name	Data Type	Description
POOL_QUEUED_ASYNC_COL_REQS	xs:nonNegativeInteger	pool_queued_async_col_reqs - Column-organized prefetch requests
POOL_QUEUED_ASYNC_DATA_PAGES	xs:nonNegativeInteger	pool_queued_async_data_pages - Data pages prefetch requests
POOL_QUEUED_ASYNC_DATA_REQS	xs:nonNegativeInteger	pool_queued_async_data_reqs - Data prefetch requests
POOL_QUEUED_ASYNC_INDEX_REQS	xs:nonNegativeInteger	pool_queued_async_index_reqs - Index prefetch requests
POOL_QUEUED_ASYNC_INDEX_PAGES	xs:nonNegativeInteger	pool_queued_async_index_pages - Index pages prefetch requests
POOL_QUEUED_ASYNC_COL_PAGES	xs:nonNegativeInteger	pool_queued_async_col_pages - Column-organized page prefetch requests
POOL_QUEUED_ASYNC_TEMP_COL_PAGES	xs:nonNegativeInteger	pool_queued_async_temp_col_pages - Column-organized page temporary prefetch requests
POOL_QUEUED_ASYNC_TEMP_COL_REQS	xs:nonNegativeInteger	pool_queued_async_temp_col_reqs - Column-organized temporary prefetch requests
POOL_QUEUED_ASYNC_TEMP_DATA_PAGES	xs:nonNegativeInteger	pool_queued_async_temp_data_pages - Data pages prefetch requests for temporary table spaces
POOL_QUEUED_ASYNC_TEMP_DATA_REQS	xs:nonNegativeInteger	pool_queued_async_temp_data_reqs - Data prefetch requests for temporary table spaces
POOL_QUEUED_ASYNC_TEMP_INDEX_PAGES	xs:nonNegativeInteger	pool_queued_async_temp_index_pages - Index pages prefetch requests for temporary table spaces
POOL_QUEUED_ASYNC_TEMP_INDEX_REQS	xs:nonNegativeInteger	pool_queued_async_temp_index_reqs - Index prefetch requests for temporary table spaces
POOL_QUEUED_ASYNC_TEMP_XDA_PAGES	xs:nonNegativeInteger	pool_queued_async_temp_xda_pages - XDA data pages prefetch requests for temporary table spaces
POOL_QUEUED_ASYNC_TEMP_XDA_REQS	xs:nonNegativeInteger	pool_queued_async_temp_xda_reqs - XDA data prefetch requests for temporary table spaces
POOL_QUEUED_ASYNC_OTHER_REQS	xs:nonNegativeInteger	pool_queued_async_other_reqs - Non-prefetch requests
POOL_QUEUED_ASYNC_XDA_REQS	xs:nonNegativeInteger	pool_queued_async_xda_reqs - XDA prefetch requests
POOL_READ_TIME	xs:nonNegativeInteger	pool_read_time - Total buffer pool physical read time
POOL_TEMP_COL_L_READS	xs:nonNegativeInteger	pool_temp_col_l_reads - Buffer pool column-organized temporary logical reads
POOL_TEMP_COL_P_READS	xs:nonNegativeInteger	pool_temp_col_p_reads - Buffer pool column-organized temporary physical reads
POOL_TEMP_DATA_L_READS	xs:nonNegativeInteger	pool_temp_data_l_reads - Buffer pool temporary data logical reads

Table 120. Detailed metrics returned for MON_GET_CONNECTION_DETAILS (continued)

Element Name	Data Type	Description
POOL_TEMP_DATA_P_READS	xs:nonNegativeInteger	pool_temp_data_p_reads - Buffer pool temporary data physical reads
POOL_TEMP_INDEX_L_READS	xs:nonNegativeInteger	pool_temp_index_l_reads - Buffer pool temporary index logical reads
POOL_TEMP_INDEX_P_READS	xs:nonNegativeInteger	pool_temp_index_p_reads - Buffer pool temporary index physical reads
POOL_TEMP_XDA_L_READS	xs:nonNegativeInteger	pool_temp_xda_l_reads - Buffer pool temporary XDA data logical reads
POOL_TEMP_XDA_P_READS	xs:nonNegativeInteger	pool_temp_xda_p_reads - Buffer pool temporary XDA data physical reads
POOL_WRITE_TIME	xs:nonNegativeInteger	pool_write_time - Total buffer pool physical write time
POOL_XDA_GBP_INDEP_PAGES_FOUND_IN_LBP	xs:nonNegativeInteger	pool_xda_gbp_indep_pages_found_in_lbp - Group buffer pool XDA independent pages found in local buffer pool monitor element
POOL_XDA_GBP_INVALID_PAGES	xs:nonNegativeInteger	pool_xda_gbp_invalid_pages - Group buffer pool invalid XDA data pages
POOL_XDA_GBP_L_READS	xs:nonNegativeInteger	pool_xda_gbp_l_reads - Group buffer pool XDA data logical read requests
POOL_XDA_GBP_P_READS	xs:nonNegativeInteger	pool_xda_gbp_p_reads - Group buffer pool XDA data physical read requests
POOL_XDA_L_READS	xs:nonNegativeInteger	pool_xda_l_reads - Buffer pool XDA data logical reads
POOL_XDA_LBP_PAGES_FOUND	xs:nonNegativeInteger	pool_xda_lbp_pages_found - Local buffer pool XDA data pages found
POOL_XDA_P_READS	xs:nonNegativeInteger	pool_xda_p_reads - Buffer pool XDA data physical reads
POOL_XDA_WRITES	xs:nonNegativeInteger	pool_xda_writes - Buffer pool XDA data writes
POST_SHRTHRESHOLD_HASH_JOINS	xs:long	post_shrthreshold_hash_joins - Post threshold hash joins monitor element
POST_SHRTHRESHOLD_SORTS	xs:nonNegativeInteger	post_shrthreshold_sorts - Post shared threshold sorts
POST_THRESHOLD_COL_VECTOR_CONSUMERS	xs:long	post_threshold_col_vector_consumers - Post threshold columnar_vector consumers
POST_THRESHOLD_HASH_GRPBYS	xs:long	post_threshold_hash_grpbys - Hash group by threshold
POST_THRESHOLD_HASH_JOINS	xs:long	post_threshold_hash_joins - Hash Join Threshold monitor element
POST_THRESHOLD_OLAP_FUNCS	xs:long	post_threshold_olap_funcs - OLAP function threshold monitor element
POST_THRESHOLD_PEAS	xs:long	post_threshold_peas - Partial early aggregation threshold

Table 120. Detailed metrics returned for MON_GET_CONNECTION_DETAILS (continued)

Element Name	Data Type	Description
POST_THRESHOLD_PEDS	xs:long	post_threshold_peds - Partial early distincts threshold
POST_THRESHOLD_SORTS	xs:nonNegativeInteger	post_threshold_sorts - Post threshold sorts
PREFETCH_WAIT_TIME	xs:nonNegativeInteger	prefetch_wait_time - Time waited for prefetch
PREFETCH_WAITS	xs:nonNegativeInteger	prefetch_waits - Prefetcher wait count
PREV_UOW_STOP_TIME	xs:dateTime	prev_uow_stop_time - Previous Unit of Work Completion Timestamp monitor element
REUSABILITY_STATUS_REASON	xs:string (255)	reusability_status_reason - Reusability status reason monitor element
ROWS_DELETED	xs:long	rows_deleted - Rows deleted monitor element
ROWS_INSERTED	xs:long	rows_inserted - Rows inserted monitor element
ROWS_MODIFIED	xs:nonNegativeInteger	rows_modified - Rows modified
ROWS_READ	xs:nonNegativeInteger	rows_read - Rows read
ROWS_RETURNED	xs:nonNegativeInteger	rows_returned - Rows returned
ROWS_UPDATED	xs:long	rows_updated - Rows updated monitor element
RQSTS_COMPLETED_TOTAL	xs:nonNegativeInteger	rqsts_completed_total - Total requests completed
SELECT_SQL_STMTS	xs:long	select_sql_stmts - Select SQL Statements Executed monitor element
SESSION_AUTH_ID	xs:string	session_auth_id - Session authorization ID
SORT_HEAP_ALLOCATED	xs:long	sort_heap_allocated - Total Sort Heap Allocated
SORT_OVERFLOWS	xs:nonNegativeInteger	sort_overflows - Sort overflows
SORT_SHRHEAP_ALLOCATED	xs:long	sort_shrheap_allocated - Sort Share Heap Currently Allocated
SPACEMAPPAGE_RECLAIM_WAIT_TIME	xs:long	spacemappage_reclaim_wait_time - Space map page reclaim wait time
SPACEMAPPAGE_RECLAIM_WAIT_TIME	xs:long	spacemappage_reclaim_wait_time - Space map page reclaim wait time
SQL_REQS_SINCE_COMMIT	xs:long	sql_reqs_since_commit - SQL Requests Since Last Commit monitor element
STATIC_SQL_STMTS	xs:long	static_sql_stmts - Static SQL Statements Attempted monitor element
SYSTEM_AUTH_ID	xs:string	system_auth_id - System authorization identifier
TCPIP_RECV_VOLUME	xs:nonNegativeInteger	tcpip_recv_volume - TCP/IP received volume
TCPIP_RECV_WAIT_TIME	xs:nonNegativeInteger	tcpip_recv_wait_time - TCP/IP recv wait time
TCPIP_RECVS_TOTAL	xs:nonNegativeInteger	tcpip_recvs_total - TCP/IP recvs total
TCPIP_SEND_VOLUME	xs:nonNegativeInteger	tcpip_send_volume - TCP/IP send volume
TCPIP_SEND_WAIT_TIME	xs:nonNegativeInteger	tcpip_send_wait_time - TCP/IP send wait time

Table 120. Detailed metrics returned for MON_GET_CONNECTION_DETAILS (continued)

Element Name	Data Type	Description
TCPIP_SENDS_TOTAL	xs:nonNegativeInteger	tcPIP_sends_total - TCP/IP sends total
THRESH_VIOLATIONS	xs:nonNegativeInteger	thresh_violations - Number of threshold violations
TOTAL_ACT_TIME	xs:nonNegativeInteger	total_act_time - Total activity time
TOTAL_ACT_WAIT_TIME	xs:nonNegativeInteger	total_act_wait_time - Total activity wait time
TOTAL_APP_COMMITS	xs:nonNegativeInteger	total_app_commits - Total application commits
TOTAL_APP_ROLLBACKS	xs:nonNegativeInteger	total_app_rollbacks - Total application rollbacks
TOTAL_APP_RQST_TIME	xs:nonNegativeInteger	total_app_rqst_time - Total application request time
TOTAL_APP_SECTION_EXECUTIONS	xs:nonNegativeInteger	total_app_section_executions - Total section executions
TOTAL_BACKUP_PROC_TIME	xs:long	total_backup_proc_time - Total non-wait time for online backups
TOTAL_BACKUP_TIME	xs:long	total_backup_time - Total elapsed time for online backups
TOTAL_BACKUPS	xs:long	total_backups - Total backups
TOTAL_COL_EXECUTIONS	xs:nonNegativeInteger	total_col_executions - Total column-organized executions
TOTAL_COL_PROC_TIME	xs:nonNegativeInteger	total_col_proc_time - Total column-organized processing time
TOTAL_COL_SYNOPSIS_EXECUTIONS	xs:nonNegativeInteger	total_col_synopsis_executions - Total column-organized synopsis table executions monitor element
TOTAL_COL_SYNOPSIS_PROC_TIME	xs:nonNegativeInteger	total_col_synopsis_proc_time - Total column-organized synopsis table processing time monitor element
TOTAL_COL_SYNOPSIS_TIME	xs:nonNegativeInteger	total_col_synopsis_time - Total column-organized synopsis table time monitor element
TOTAL_COL_TIME	xs:nonNegativeInteger	total_col_time - Total column-organized time
TOTAL_COL_VECTOR_CONSUMERS	xs:long	total_col_vector_consumers - Total columnar_vector consumers
TOTAL_COMMIT_PROC_TIME	xs:nonNegativeInteger	total_commit_proc_time - Total commits processing time
TOTAL_COMMIT_TIME	xs:nonNegativeInteger	total_commit_time - Total commit time
TOTAL_COMPILATIONS	xs:nonNegativeInteger	total_compilations - Total compilations
TOTAL_COMPILE_PROC_TIME	xs:nonNegativeInteger	total_compile_proc_time - Total compile processing time
TOTAL_COMPILE_TIME	xs:nonNegativeInteger	total_compile_time - Total compile time
TOTAL_CONNECT_AUTHENTICATION_TIME	xs:nonNegativeInteger	total_connect_authentication_time - Total connection or switch user authentication request time monitor element

Table 120. Detailed metrics returned for MON_GET_CONNECTION_DETAILS (continued)

Element Name	Data Type	Description
TOTAL_CONNECT_AUTHENTICATION_PROC_TIME	xs:nonNegativeInteger	total_connect_authentication_proc_time - Total connection authentication processing time monitor element
TOTAL_CONNECT_AUTHENTICATIONS	xs:nonNegativeInteger	total_connect_authentications - Connections or switch user authentications performed
TOTAL_CONNECT_REQUEST_PROC_TIME	xs:nonNegativeInteger	total_connect_request_proc_time - Total connection or switch user request processing time monitor element
TOTAL_CONNECT_REQUEST_TIME	xs:nonNegativeInteger	total_connect_request_time - Total connection or switch user request time monitor element
TOTAL_CONNECT_REQUESTS	xs:nonNegativeInteger	total_connect_requests - Connection or switch user requests
TOTAL_CPU_TIME	xs:nonNegativeInteger	total_cpu_time - Total CPU time
TOTAL_DISP_RUN_QUEUE_TIME	xs:long	total_disp_run_queue_time - Total dispatcher run queue time
TOTAL_EXTENDED_LATCH_WAIT_TIME	xs:nonNegativeInteger	total_extended_latch_wait_time - Total extended latch wait time
TOTAL_EXTENDED_LATCH_WAITS	xs:nonNegativeInteger	total_extended_latch_waits - Total extended latch waits
TOTAL_HASH_GRPBYS	xs:long	total_hash_grpbys - Total hash group by operations
TOTAL_HASH_JOINS	xs:long	total_hash_joins - Total Hash Joins monitor element
TOTAL_HASH_LOOPS	xs:long	total_hash_loops - Total Hash Loops monitor element
TOTAL_IMPLICIT_COMPILATIONS	xs:nonNegativeInteger	total_implicit_compilations - Total implicit complications
TOTAL_IMPLICIT_COMPILE_PROC_TIME	xs:nonNegativeInteger	total_implicit_compile_proc_time - Total implicit compile processing time
TOTAL_IMPLICIT_COMPILE_TIME	xs:nonNegativeInteger	total_implicit_compile_time - Total implicit compile time
TOTAL_INDEX_BUILD_PROC_TIME	xs:long	total_index_build_proc_time - Total non-wait time spent building indexes due to index creation, recreation or rebuilding
TOTAL_INDEX_BUILD_TIME	xs:long	total_index_build_time - Total time spent building indexes due to index creation, recreation or rebuilding
TOTAL_INDEXES_BUILT	xs:long	total_indexes_built - Total number of indexes built
TOTAL_LOAD_PROC_TIME	xs:nonNegativeInteger	total_load_proc_time - Total load processing time
TOTAL_LOAD_TIME	xs:nonNegativeInteger	total_load_time - Total load time
TOTAL_LOADS	xs:nonNegativeInteger	total_loads - Total loads
TOTAL_OLAP_FUNCS	xs:long	total_olap_funcs - Total OLAP Functions monitor element

Table 120. Detailed metrics returned for MON_GET_CONNECTION_DETAILS (continued)

Element Name	Data Type	Description
TOTAL_PEAS	xs:long	total_peas - Total partial early aggregations
TOTAL_PEDS	xs:long	total_peds - Total partial early distincts
TOTAL_REORG_PROC_TIME	xs:nonNegativeInteger	total_reorg_proc_time - Total reorganization processing time
TOTAL_REORG_TIME	xs:nonNegativeInteger	total_reorg_time - Total reorganization time
TOTAL_REORGS	xs:nonNegativeInteger	total_reorgs - Total reorganizations
TOTAL_ROLLBACK_PROC_TIME	xs:nonNegativeInteger	total_rollback_proc_time - Total rollback processing time
TOTAL_ROLLBACK_TIME	xs:nonNegativeInteger	total_rollback_time - Total rollback time
TOTAL_ROUTINE_INVOCATIONS	xs:nonNegativeInteger	total_routine_invocations - Total routine invocations
TOTAL_ROUTINE_TIME	xs:nonNegativeInteger	total_routine_time - Total routine time
TOTAL_ROUTINE_USER_CODE_PROC_TIME	xs:nonNegativeInteger	total_routine_user_code_proc_time - Total routine user code processing time
TOTAL_ROUTINE_USER_CODE_TIME	xs:nonNegativeInteger	total_routine_user_code_time - Total routine user code time
TOTAL_RQST_TIME	xs:nonNegativeInteger	total_rqst_time - Total request time
TOTAL_RUNSTATS	xs:nonNegativeInteger	total_runstats - Total runtime statistics
TOTAL_RUNSTATS_PROC_TIME	xs:nonNegativeInteger	total_runstats_proc_time - Total runtime statistics processing time
TOTAL_RUNSTATS_TIME	xs:nonNegativeInteger	total_runstats_time - Total runtime statistics
TOTAL_SECTION_PROC_TIME	xs:nonNegativeInteger	total_section_proc_time - Total section processing time
TOTAL_SECTION_SORT_PROC_TIME	xs:nonNegativeInteger	total_section_sort_proc_time - Total section sort processing time
TOTAL_SECTION_SORT_TIME	xs:nonNegativeInteger	total_section_sort_time - Total section sort time
TOTAL_SECTION_SORTS	xs:nonNegativeInteger	total_section_sorts - Total section sorts
TOTAL_SECTION_TIME	xs:nonNegativeInteger	total_section_time - Total section time
TOTAL_SORTS	xs:nonNegativeInteger	total_sorts - Total Sorts
TOTAL_STATS_FABRICATION_PROC_TIME	xs:nonNegativeInteger	total_stats_fabrication_proc_time - Total statistics fabrication processing time
TOTAL_STATS_FABRICATION_TIME	xs:nonNegativeInteger	total_stats_fabrication_time - Total statistics fabrication time
TOTAL_STATS_FABRICATIONS	xs:nonNegativeInteger	total_stats_fabrications - Total statistics fabrications
TOTAL_SYNC_RUNSTATS	xs:nonNegativeInteger	total_sync_runstats - Total synchronous RUNSTATS activities

Table 120. Detailed metrics returned for MON_GET_CONNECTION_DETAILS (continued)

Element Name	Data Type	Description
TOTAL_SYNC_RUNSTATS_PROC_TIME	xs:nonNegativeInteger	total_sync_runstats_proc_time - Total synchronous RUNSTATS processing time
TOTAL_SYNC_RUNSTATS_TIME	xs:nonNegativeInteger	total_sync_runstats_time - Total synchronous RUNSTATS time
TOTAL_WAIT_TIME	xs:nonNegativeInteger	total_wait_time - Total wait time
TQ_SORT_HEAP_REJECTIONS	xs:long	tq_sort_heap_rejections - Table queue sort heap rejections
TQ_SORT_HEAP_REQUESTS	xs:long	tq_sort_heap_requests - Table queue sort heap requests
TQ_TOT_SEND_SPILLS	xs:nonNegativeInteger	tq_tot_send_spills - Total number of table queue buffers overflowed
UID_SQL_STMTS	xs:long	uid_sql_stmts - Update/Insert/Delete SQL Statements Executed monitor element
UOW_CLIENT_IDLE_WAIT_TIME	xs:long	uow_client_idle_wait_time - Client idle time within a unit of work
UOW_COMP_STATUS	xs:string	uow_comp_status - Unit of Work Completion Status monitor element
UOW_START_TIME	xs:dateTime	uow_start_time - Unit of work start timestamp monitor element
UOW_STOP_TIME	xs:dateTime	uow_stop_time - Unit of work stop timestamp monitor element
WLM_QUEUE_ASSIGNMENTS_TOTAL	xs:nonNegativeInteger	wlm_queue_assignments_total - Workload manager total queue assignments
WLM_QUEUE_TIME_TOTAL	xs:nonNegativeInteger	wlm_queue_time_total - Workload manager total queue time
WORKLOAD_OCCURRENCE_STATE	xs:string	workload_occurrence_state - Workload occurrence state monitor element
XQUERY_STMTS	xs:long	xquery_stmts - XQuery Statements Attempted monitor element
LOW_PRIORITY_ACT_TOTAL	xs:long	low_priority_act_total – Total number of low priority activities monitor element
MEDIUM_PRIORITY_ACT_TOTAL	xs:long	medium_priority_act_total – Total number of medium priority activities monitor element
HIGH_PRIORITY_ACT_TOTAL	xs:long	high_priority_act_total – Total number of high priority activities monitor element
CRITICAL_PRIORITY_ACT_TOTAL	xs:long	critical_priority_act_total – Total number of critical priority activities monitor element
SESSION_PRIORITY	xs:string(10)	session_priority - Session priority monitor element session_priority - Session priority monitor element

Usage notes

The metrics returned by the `MON_GET_CONNECTION_DETAILS` table function represent the accumulation of all metrics for requests that were submitted by a connection. This function is similar to the `MON_GET_CONNECTION` table function:

- The `MON_GET_CONNECTION` table function returns the most commonly used metrics in a column-based format and is the most performance efficient method of retrieving metrics.
- The `MON_GET_CONNECTION_DETAILS` table function returns the entire set of available metrics in an XML document format, which provides maximum flexibility for formatting output. The XML-based output can be parsed directly by an XML parser, or it can be converted to relational format by the `XMLTABLE` function (see the example).

Metrics are rolled up at unit of work boundaries, and periodically during the execution of requests. Therefore, the values reported by this table function reflect the current state of the system at the time of the most recent rollup. Metrics are strictly increasing in value. To determine the value of a given metric for an interval of time, use the `MON_GET_CONNECTION_DETAILS` table function to query the metric at the start and end of the interval, and compute the difference.

Request metrics are controlled through the `COLLECT REQUEST METRICS` clause on service superclasses and the `mon_req_metrics` database configuration parameter at the database level. Metrics are only collected for a request if the request is processed by an agent in a service subclass whose parent service superclass has request metrics enabled, or if request metrics collection is enabled for the entire database. By default, request metrics are enabled at the database level. If request metrics are disabled at the database level, and for a service superclass, the metrics reported for each connection mapped to that service superclass stop increasing (or remain at 0 if request metrics were disabled at database activation time).

Tip: As a connection can be mapped to more than one service superclass during its lifetime, if collection is disabled at the database level, the metrics reported through the `MON_GET_CONNECTION_DETAILS` table function might represent a subset of the metrics for all requests submitted over the connection. This might occur if metrics collection is disabled for some of the superclasses to which the connection maps.

The `MON_GET_CONNECTION_DETAILS` table function returns one row of data per connection and per member. No aggregation across members (for a service class or more) is performed. However, aggregation can be achieved through SQL queries.

The schema for the XML document that is returned in the `DETAILS` column is available in the file `sqllib/misc/DB2MonRoutines.xsd`. Further details can be found in the file `sqllib/misc/DB2MonCommon.xsd`.

Example

Display connections returning the highest volume of data to clients, ordered by rows returned.

```
SELECT detmetrics.application_handle,
       detmetrics.rows_returned,
       detmetrics.tcpip_send_volume
FROM TABLE(MON_GET_CONNECTION_DETAILS(CAST(NULL as bigint), -2))
AS CONNMETRICS,
XMLTABLE (XMLNAMESPACES( DEFAULT 'http://www.ibm.com/xmlns/prod/db2/mon'),
          '$detmetric/db2_connection' PASSING XMLPARSE(DOCUMENT CONNMETRICS.DETAILS)
          as "detmetric"
COLUMNS "APPLICATION_HANDLE" INTEGER PATH 'application_handle',
         "ROWS_RETURNED" BIGINT PATH 'system_metrics/rows_returned',
         "TCPIP_SEND_VOLUME" BIGINT PATH 'system_metrics/tcpip_send_volume'
) AS DETMETRICS
ORDER BY rows_returned DESC
```

The following is an example of output from this query.

```
APPLICATION_HANDLE  ROWS_RETURNED  TCPIP_SEND_VOLUME
-----
                21                4                0

1 record(s) selected.
```

MON_GET_CONTAINER table function - Get table space container metrics

The MON_GET_CONTAINER table function returns monitor metrics for one or more table space containers.

Syntax

```
► MON_GET_CONTAINER ( ( — tblsp_name — , — member — ) ) ◄
```

The schema is SYSPROC.

Table function parameters

tblsp_name

An input argument of type VARCHAR(128) that specifies a valid table space name in the same database as the one currently connected to when calling this function. If the argument is null or an empty string, metrics are returned for all containers in all table spaces in the database.

member

An input argument of type INTEGER that specifies a valid member in the same instance as the currently connected database when calling this function. Specify -1 for the current database member, or -2 for all active database members. If the null value is specified, -1 is set implicitly.

Authorization

One of the following authorities is required to execute the routine:

- EXECUTE privilege on the routine
- DATAACCESS authority
- DBADM authority
- SQLADM authority

Default PUBLIC privilege

None

Example

Example 1: List containers on all database members that have the highest read time.

```
SELECT varchar(container_name,70) as container_name,  
       varchar(tblsp_name,20) as tblsp_name,  
       pool_read_time  
FROM TABLE(MON_GET_CONTAINER('',-2)) AS t  
ORDER BY pool_read_time DESC
```

The following is an example of output from this query.

```
CONTAINER_NAME .....  
-----  
/home/hotel155/swalkty/swalkty/NODE0000/TEST/T0000000/C0000000.CAT .....  
/home/hotel155/swalkty/swalkty/NODE0000/TEST/T0000002/C0000000.LRG .....  
/home/hotel155/swalkty/swalkty/NODE0000/TEST/T0000001/C0000000.TMP .....  
  
3 record(s) selected.
```

Output for query (continued).

```
... TBSP_NAME          POOL_READ_TIME  
... -----  
... SYSCATSPACE              597  
... USERSPACE1               42  
... TEMPSPACE1                0
```

Example 2: List any containers that are not accessible.

```
SELECT varchar(container_name, 70) as container_name
FROM TABLE(MON_GET_CONTAINER('',-1)) AS t
WHERE accessible = 0
```

The following is an example of output from this query.

```
CONTAINER_NAME
-----
0 record(s) selected.
```

Example 3: List utilization of container file systems, ordered by highest utilization.

```
SELECT varchar(container_name, 65) as container_name,
       fs_id,
       fs_used_size,
       fs_total_size,
       CASE WHEN fs_total_size > 0
            THEN DEC(100*(FLOAT(fs_used_size)/FLOAT(fs_total_size)),5,2)
            ELSE DEC(-1,5,2)
       END as utilization
FROM TABLE(MON_GET_CONTAINER('',-1)) AS t
ORDER BY utilization DESC
```

The following is an example of output from this query.

```
CONTAINER_NAME
-----
/home/hotel155/swalkty/swalkty/NODE0000/TEST/T0000000/C0000000.CAT ...
/home/hotel155/swalkty/swalkty/NODE0000/TEST/T0000001/C0000000.TMP ...
/home/hotel155/swalkty/swalkty/NODE0000/TEST/T0000002/C0000000.LRG ...
3 record(s) selected.
```

Output for query (continued).

FS_ID	FS_USED_SIZE	FS_TOTAL_SIZE	UTILIZATION
64768	106879311872	317068410880	33.70
64768	106879311872	317068410880	33.70
64768	106879311872	317068410880	33.70

Usage notes

The MON_GET_CONTAINER table function returns one row of data per container and per database member. Data can be returned for all containers in a given table space, or for all containers in the database. No aggregation across database partitions is performed. However, aggregation can be achieved through SQL queries.

Metrics collected by this function are controlled at the database level by using the **mon_obj_metrics** configuration parameter. By default, metrics collection is enabled.

Information returned

Column Name	Data Type	Description or corresponding monitor element
TBSP_NAME	VARCHAR(128)	tablespace_name - Table space name
TBSP_ID	BIGINT	tablespace_id - Table space identification
CONTAINER_NAME	VARCHAR(256)	container_name - Container name
CONTAINER_ID	BIGINT	container_id - Container identification
MEMBER	SMALLINT	member - Database member

Table 121. Information returned for MON_GET_CONTAINER (continued)

Column Name	Data Type	Description or corresponding monitor element
CONTAINER_TYPE	VARCHAR(16)	container_type - Container type This is a text identifier based on the defines in sqlutil.h and is one of: <ul style="list-style-type: none"> • DISK_EXTENT_TAG • DISK_PAGE_TAG • FILE_EXTENT_TAG • FILE_PAGE_TAG • PATH
STRIPE_SET	BIGINT	container_stripe_set - Stripe set
DIRECT_READS	BIGINT	direct_reads - Direct reads from database
DIRECT_WRITES	BIGINT	direct_writes - Direct writes to database
DIRECT_READ_TIME	BIGINT	direct_read_time - Direct read time
DIRECT_WRITE_TIME	BIGINT	direct_write_time - Direct write time
PAGES_READ	BIGINT	pages_read - Number of pages read
PAGES_WRITTEN	BIGINT	pages_written - Number of pages written
VECTORED_IOS	BIGINT	vectored_ios - Number of vectored IO requests
PAGES_FROM_VECTORED_IOS	BIGINT	pages_from_vectored_ios - Total number of pages read by vectored IO
BLOCK_IOS	BIGINT	block_ios - Number of block IO requests
PAGES_FROM_BLOCK_IOS	BIGINT	pages_from_block_ios - Total number of pages read by block IO
POOL_READ_TIME	BIGINT	pool_read_time - Total buffer pool physical read time
POOL_WRITE_TIME	BIGINT	pool_write_time - Total buffer pool physical write time
TOTAL_PAGES	BIGINT	container_total_pages - Total pages in container
USABLE_PAGES	BIGINT	container_usable_pages - Usable pages in container
ACCESSIBLE	SMALLINT	container_accessible - Accessibility of container
FS_ID	VARCHAR(22)	fs_id - Unique file system identification number
FS_TOTAL_SIZE	BIGINT	fs_total_size - Total size of a file system
FS_USED_SIZE	BIGINT	fs_used_size - Amount of space used on a file system

Table 121. Information returned for MON_GET_CONTAINER (continued)

Column Name	Data Type	Description or corresponding monitor element
DBPARTITIONNUM	SMALLINT	dbpartitionnum - Database partition number monitor element For a partitioned database environment, this will be the same value as for the MEMBER column. For Db2 Enterprise Server Edition and in a Db2 pureScale environment, this value will be 0. Note: DBPARTITIONNUM is different to data_partition_id , which is used to identify a data partition that was created by subdividing data in a table based on a value.
DB_STORAGE_PATH_ID	BIGINT	db_storage_path_id - Storage path identifier monitor element

MON_GET_DATABASE table function - Get database metrics

The MON_GET_DATABASE table function returns database level information within the monitor infrastructure.

Authorization

One of the following authorizations is required:

- EXECUTE privilege on the routine
- DATAACCESS authority
- DBADM authority
- SQLADM authority

Default PUBLIC privilege

None

Syntax

➤ MON_GET_DATABASE (— *member* —) ➤

The schema is SYSPROC.

Routine parameters

member

An input parameter of type INTEGER that specifies a valid database member from which the records should be fetched. Specify -1 or null for the current member, or -2 for information from all active database members. An active database member is a database that is available for connection and use by applications.

Information returned

Table 122. Information returned by the MON_GET_DATABASE routine

Column name	Data type	Description
MEMBER	SMALLINT	member - Database member monitor element
DB_STATUS	VARCHAR(16)	db_status - Status of database monitor element
DB_ACTIVATION_STATE	VARCHAR(10)	db_activation_state - Database activation state

Table 122. Information returned by the MON_GET_DATABASE routine (continued)

Column name	Data type	Description
DB_CONN_TIME	TIMESTAMP	db_conn_time - Database activation timestamp monitor element
CATALOG_PARTITION	SMALLINT	catalog_node - Catalog Node Number
LAST_BACKUP	TIMESTAMP	last_backup - Last Backup Timestamp monitor element
CONNECTIONS_TOP	BIGINT	connections_top - Maximum Number of Concurrent Connections monitor element
TOTAL_CONS	BIGINT	total_cons - Connects Since Database Activation monitor element
TOTAL_SEC_CONS	BIGINT	total_sec_cons - Secondary Connections monitor element
APPLS_CUR_CONS	BIGINT	appls_cur_cons - Applications Connected Currently monitor element
APPLS_IN_DB2	BIGINT	appls_in_db2 - Applications Executing in the Database Currently monitor element
NUM_ASSOC_AGENTS	BIGINT	num_assoc_agents - Number of Associated Agents monitor element
AGENTS_TOP	BIGINT	agents_top - Number of Agents Created monitor element
NUM_COORD_AGENTS	BIGINT	num_coord_agents - Number of coordinator agents
COORD_AGENTS_TOP	BIGINT	coord_agents_top - Maximum Number of Coordinating Agents monitor element
NUM_LOCKS_HELD	BIGINT	locks_held - Locks held monitor element
NUM_LOCKS_WAITING	BIGINT	locks_waiting - Current agents waiting on locks monitor element
LOCK_LIST_IN_USE	BIGINT	lock_list_in_use - Total lock list memory in use monitor element
ACTIVE_SORTS	BIGINT	active_sorts - Active Sorts monitor element
ACTIVE_HASH_JOINS	BIGINT	active_hash_joins - Active hash joins monitor element
ACTIVE_OLAP_FUNCS	BIGINT	active_olap_funcs - Active OLAP Functions monitor element
DB_PATH	VARCHAR(1024)	db_path - Database Path monitor element
ACT_ABORTED_TOTAL	BIGINT	act_aborted_total - Total aborted activities monitor element
ACT_COMPLETED_TOTAL	BIGINT	act_completed_total - Total completed activities monitor element
ACT_REJECTED_TOTAL	BIGINT	act_rejected_total - Total rejected activities monitor element
AGENT_WAIT_TIME	BIGINT	agent_wait_time - Agent wait time monitor element
AGENT_WAITS_TOTAL	BIGINT	agent_waits_total - Total agent waits monitor element
POOL_DATA_L_READS	BIGINT	pool_data_l_reads - Buffer pool data logical reads monitor element
POOL_INDEX_L_READS	BIGINT	pool_index_l_reads - Buffer pool index logical reads monitor element
POOL_TEMP_DATA_L_READS	BIGINT	pool_temp_data_l_reads - Buffer pool temporary data logical reads monitor element
POOL_TEMP_INDEX_L_READS	BIGINT	pool_temp_index_l_reads - Buffer pool temporary index logical reads monitor element
POOL_TEMP_XDA_L_READS	BIGINT	pool_temp_xda_l_reads - Buffer pool temporary XDA data logical reads monitor element
POOL_XDA_L_READS	BIGINT	pool_xda_l_reads - Buffer pool XDA data logical reads monitor element
POOL_DATA_P_READS	BIGINT	pool_data_p_reads - Buffer pool data physical reads monitor element

Table 122. Information returned by the MON_GET_DATABASE routine (continued)

Column name	Data type	Description
POOL_INDEX_P_READS	BIGINT	pool_index_p_reads - Buffer pool index physical reads monitor element
POOL_TEMP_DATA_P_READS	BIGINT	pool_temp_data_p_reads - Buffer pool temporary data physical reads monitor element
POOL_TEMP_INDEX_P_READS	BIGINT	pool_temp_index_p_reads - Buffer pool temporary index physical reads monitor element
POOL_TEMP_XDA_P_READS	BIGINT	pool_temp_xda_p_reads - Buffer pool temporary XDA data physical reads monitor element
POOL_XDA_P_READS	BIGINT	pool_xda_p_reads - Buffer pool XDA data physical reads monitor element
POOL_DATA_WRITES	BIGINT	pool_data_writes - Buffer pool data writes monitor element
POOL_INDEX_WRITES	BIGINT	pool_index_writes - Buffer pool index writes monitor element
POOL_XDA_WRITES	BIGINT	pool_xda_writes - Buffer pool XDA data writes monitor element
POOL_READ_TIME	BIGINT	pool_read_time - Total buffer pool physical read time monitor element
POOL_WRITE_TIME	BIGINT	pool_write_time - Total buffer pool physical write time monitor element
CLIENT_IDLE_WAIT_TIME	BIGINT	client_idle_wait_time - Client idle wait time monitor element
DEADLOCKS	BIGINT	deadlocks - Deadlocks detected monitor element
DIRECT_READS	BIGINT	direct_reads - Direct reads from database monitor element
DIRECT_READ_TIME	BIGINT	direct_read_time - Direct read time monitor element
DIRECT_WRITES	BIGINT	direct_writes - Direct writes to database monitor element
DIRECT_WRITE_TIME	BIGINT	direct_write_time - Direct write time monitor element
DIRECT_READ_REQS	BIGINT	direct_read_reqs - Direct read requests monitor element
DIRECT_WRITE_REQS	BIGINT	direct_write_reqs - Direct write requests monitor element
FCM_RECV_VOLUME	BIGINT	fcm_recv_volume - FCM received volume monitor element
FCM_RECVS_TOTAL	BIGINT	fcm_recvs_total - FCM receives total monitor element
FCM_SEND_VOLUME	BIGINT	fcm_send_volume - FCM send volume monitor element
FCM_SENDS_TOTAL	BIGINT	fcm_sends_total - FCM sends total monitor element
FCM_RECV_WAIT_TIME	BIGINT	fcm_recv_wait_time - FCM received wait time monitor element
FCM_SEND_WAIT_TIME	BIGINT	fcm_send_wait_time - FCM send wait time monitor element
IPC_RECV_VOLUME	BIGINT	ipc_recv_volume - Interprocess communication received volume monitor element
IPC_RECV_WAIT_TIME	BIGINT	ipc_recv_wait_time - Interprocess communication received wait time monitor element
IPC_RECVS_TOTAL	BIGINT	ipc_recvs_total - Interprocess communication receives total monitor element
IPC_SEND_VOLUME	BIGINT	ipc_send_volume - Interprocess communication send volume monitor element
IPC_SEND_WAIT_TIME	BIGINT	ipc_send_wait_time - Interprocess communication send wait time monitor element
IPC_SENDS_TOTAL	BIGINT	ipc_sends_total - Interprocess communication send total monitor element

Table 122. Information returned by the MON_GET_DATABASE routine (continued)

Column name	Data type	Description
LOCK_ESCALS	BIGINT	lock_escals - Number of lock escalations monitor element
LOCK_TIMEOUTS	BIGINT	lock_timeouts - Number of lock timeouts monitor element
LOCK_WAIT_TIME	BIGINT	lock_wait_time - Time waited on locks monitor element
LOCK_WAITS	BIGINT	lock_waits - Lock waits monitor element
LOG_BUFFER_WAIT_TIME	BIGINT	log_buffer_wait_time - Log buffer wait time monitor element
NUM_LOG_BUFFER_FULL	BIGINT	num_log_buffer_full - Number of times full log buffer caused agents to wait monitor element
LOG_DISK_WAIT_TIME	BIGINT	log_disk_wait_time - Log disk wait time monitor element
LOG_DISK_WAITS_TOTAL	BIGINT	log_disk_waits_total - Total log disk waits monitor element
RQSTS_COMPLETED_TOTAL	BIGINT	rqsts_completed_total - Total requests completed monitor element
ROWS_MODIFIED	BIGINT	rows_modified - Rows modified monitor element
ROWS_READ	BIGINT	rows_read - Rows read monitor element
ROWS_RETURNED	BIGINT	rows_returned - Rows returned monitor element
TCPIP_RECV_VOLUME	BIGINT	tcPIP_recv_volume - TCP/IP received volume monitor element
TCPIP_SEND_VOLUME	BIGINT	tcPIP_send_volume - TCP/IP send volume monitor element
TCPIP_RECV_WAIT_TIME	BIGINT	tcPIP_recv_wait_time - TCP/IP received wait time monitor element
TCPIP_RECVS_TOTAL	BIGINT	tcPIP_recvS_total - TCP/IP receives total monitor element
TCPIP_SEND_WAIT_TIME	BIGINT	tcPIP_send_wait_time - TCP/IP send wait time monitor element
TCPIP_SENDS_TOTAL	BIGINT	tcPIP_sendS_total - TCP/IP sends total monitor element
TOTAL_APP_RQST_TIME	BIGINT	total_app_rqst_time - Total application request time monitor element
TOTAL_RQST_TIME	BIGINT	total_rqst_time - Total request time monitor element
WLM_QUEUE_TIME_TOTAL	BIGINT	wlm_queue_time_total - Workload manager total queue time monitor element
WLM_QUEUE_ASSIGNMENTS_TOTAL	BIGINT	wlm_queue_assignments_total - Workload manager total queue assignments monitor element
TOTAL_RQST_MAPPED_IN	BIGINT	total_rqst_mapped_in - Total request mapped-in monitor element
TOTAL_RQST_MAPPED_OUT	BIGINT	total_rqst_mapped_out - Total request mapped-out monitor element
TOTAL_CPU_TIME	BIGINT	total_cpu_time - Total CPU time monitor element
TOTAL_WAIT_TIME	BIGINT	total_wait_time - Total wait time monitor element
APP_RQSTS_COMPLETED_TOTAL	BIGINT	app_rqsts_completed_total - Total application requests completed monitor element
TOTAL_SECTION_SORT_TIME	BIGINT	total_section_sort_time - Total section sort time monitor element
TOTAL_SECTION_SORT_PROC_TIME	BIGINT	total_section_sort_proc_time - Total section sort processing time monitor element
TOTAL_SECTION_SORTS	BIGINT	total_section_sorts - Total section sorts monitor element
TOTAL_SORTS	BIGINT	total_sorts - Total sorts monitor element
POST_THRESHOLD_SORTS	BIGINT	post_threshold_sorts - Post threshold sorts monitor element

Table 122. Information returned by the MON_GET_DATABASE routine (continued)

Column name	Data type	Description
POST_SHRTHRESHOLD_SORTS	BIGINT	post_shrthreshold_sorts - Post shared threshold sorts monitor element
SORT_OVERFLOWS	BIGINT	sort_overflows - Sort overflows monitor element
TOTAL_COMPILE_TIME	BIGINT	total_compile_time - Total compile time monitor element
TOTAL_COMPILE_PROC_TIME	BIGINT	total_compile_proc_time - Total compile processing time monitor element
TOTAL_COMPILATIONS	BIGINT	total_compilations - Total compilations monitor element
TOTAL_IMPLICIT_COMPILE_TIME	BIGINT	total_implicit_compile_time - Total implicit compile time monitor element
TOTAL_IMPLICIT_COMPILE_PROC_TIME	BIGINT	total_implicit_compile_proc_time - Total implicit compile processing time monitor element
TOTAL_IMPLICIT_COMPILATIONS	BIGINT	total_implicit_compilations - Total implicit complications monitor element
TOTAL_SECTION_TIME	BIGINT	total_section_time - Total section time monitor element
TOTAL_SECTION_PROC_TIME	BIGINT	total_section_proc_time - Total section processing time monitor element
TOTAL_APP_SECTION_EXECUTIONS	BIGINT	total_app_section_executions - Total application section executions monitor element
TOTAL_ACT_TIME	BIGINT	total_act_time - Total activity time monitor element
TOTAL_ACT_WAIT_TIME	BIGINT	total_act_wait_time - Total activity wait time monitor element
ACT_RQSTS_TOTAL	BIGINT	act_rqsts_total - Total activity requests monitor elements
TOTAL_ROUTINE_TIME	BIGINT	total_routine_time - Total routine time monitor element
TOTAL_ROUTINE_INVOCATIONS	BIGINT	total_routine_invocations - Total routine invocations monitor elements
TOTAL_COMMIT_TIME	BIGINT	total_commit_time - Total commit time monitor element
TOTAL_COMMIT_PROC_TIME	BIGINT	total_commit_proc_time - Total commits processing time monitor element
TOTAL_APP_COMMITS	BIGINT	total_app_commits - Total application commits monitor elements
INT_COMMITS	BIGINT	int_commits - Internal commits monitor element
TOTAL_ROLLBACK_TIME	BIGINT	total_rollback_time - Total rollback time monitor element
TOTAL_ROLLBACK_PROC_TIME	BIGINT	total_rollback_proc_time - Total rollback processing time monitor element
TOTAL_APP_ROLLBACKS	BIGINT	total_app_rollbacks - Total application rollbacks monitor element
INT_ROLLBACKS	BIGINT	int_rollbacks - Internal rollbacks monitor element
TOTAL_RUNSTATS_TIME	BIGINT	total_runstats_time - Total runtime statistics time monitor element
TOTAL_RUNSTATS_PROC_TIME	BIGINT	total_runstats_proc_time - Total runtime statistics processing time monitor element
TOTAL_RUNSTATS	BIGINT	total_runstats - Total runtime statistics monitor element
TOTAL_REORG_TIME	BIGINT	total_reorg_time - Total reorganization time monitor element
TOTAL_REORG_PROC_TIME	BIGINT	total_reorg_proc_time - Total reorganization processing time monitor element
TOTAL_REORGS	BIGINT	total_reorgs - Total reorganizations monitor element
TOTAL_LOAD_TIME	BIGINT	total_load_time - Total load time monitor element

Table 122. Information returned by the MON_GET_DATABASE routine (continued)

Column name	Data type	Description
TOTAL_LOAD_PROC_TIME	BIGINT	total_load_proc_time - Total load processing time monitor element
TOTAL_LOADS	BIGINT	total_loads - Total loads monitor element
CAT_CACHE_INSERTS	BIGINT	cat_cache_inserts - Catalog cache inserts monitor element
CAT_CACHE_LOOKUPS	BIGINT	cat_cache_lookups - Catalog cache lookups monitor element
PKG_CACHE_INSERTS	BIGINT	pkg_cache_inserts - Package cache inserts monitor element
PKG_CACHE_LOOKUPS	BIGINT	pkg_cache_lookups - Package cache lookups monitor element
THRESH_VIOLATIONS	BIGINT	thresh_violations - Number of threshold violations monitor element
NUM_LW_THRESH_EXCEEDED	BIGINT	num_lw_thresh_exceeded - Number of lock wait thresholds exceeded monitor element
LOCK_WAITS_GLOBAL	BIGINT	lock_waits_global - Lock waits global monitor element
LOCK_WAIT_TIME_GLOBAL	BIGINT	lock_wait_time_global - Lock wait time global monitor element
LOCK_TIMEOUTS_GLOBAL	BIGINT	lock_timeouts_global - Lock timeouts global monitor element
LOCK_ESCALS_MAXLOCKS	BIGINT	lock_escals_maxlocks - Number of maxlocks lock escalations monitor element
LOCK_ESCALS_LOCKLIST	BIGINT	lock_escals_locklist - Number of locklist lock escalations monitor element
LOCK_ESCALS_GLOBAL	BIGINT	lock_escals_global - Number of global lock escalations monitor element
DATA_SHARING_REMOTE_LOCKWAIT_COUNT	BIGINT	data_sharing_remote_lockwait_count - Data sharing remote lock wait count monitor element
DATA_SHARING_REMOTE_LOCKWAIT_TIME	BIGINT	data_sharing_remote_lockwait_time - Data sharing remote lock wait time monitor element
RECLAIM_WAIT_TIME	BIGINT	reclaim_wait_time - Reclaim wait time monitor element
SPACEMAPPAGE_RECLAIM_WAIT_TIME	BIGINT	spacemappage_reclaim_wait_time - Space map page reclaim wait time monitor element
CF_WAITS	BIGINT	cf_waits - Number of cluster caching facility waits monitor element
CF_WAIT_TIME	BIGINT	cf_wait_time - cluster caching facility wait time monitor element
POOL_DATA_GBP_L_READS	BIGINT	pool_data_gbp_l_reads - Group buffer pool data logical reads monitor element
POOL_DATA_GBP_P_READS	BIGINT	pool_data_gbp_p_reads - Group buffer pool data physical reads monitor element
POOL_DATA_LBP_PAGES_FOUND	BIGINT	pool_data_lbp_pages_found - Local buffer pool found data pages monitor element
POOL_DATA_GBP_INVALID_PAGES	BIGINT	pool_data_gbp_invalid_pages - Group buffer pool invalid data pages monitor element
POOL_INDEX_GBP_L_READS	BIGINT	pool_index_gbp_l_reads - Group buffer pool index logical reads monitor element
POOL_INDEX_GBP_P_READS	BIGINT	pool_index_gbp_p_reads - Group buffer pool index physical reads monitor elements
POOL_INDEX_LBP_PAGES_FOUND	BIGINT	pool_index_lbp_pages_found - Local buffer pool index pages found monitor element
POOL_INDEX_GBP_INVALID_PAGES	BIGINT	pool_index_gbp_invalid_pages - Group buffer pool invalid index pages monitor element
POOL_XDA_GBP_L_READS	BIGINT	pool_xda_gbp_l_reads - Group buffer pool XDA data logical read requests monitor element

Table 122. Information returned by the MON_GET_DATABASE routine (continued)

Column name	Data type	Description
POOL_XDA_GBP_P_READS	BIGINT	pool_xda_gbp_p_reads - Group buffer pool XDA data physical read requests monitor element
POOL_XDA_LBP_PAGES_FOUND	BIGINT	pool_xda_lbp_pages_found - Local buffer pool XDA data pages found monitor element
POOL_XDA_GBP_INVALID_PAGES	BIGINT	pool_xda_gbp_invalid_pages - Group buffer pool invalid XDA data pages monitor element
AUDIT_EVENTS_TOTAL	BIGINT	audit_events_total - Total audit events monitor element
AUDIT_FILE_WRITES_TOTAL	BIGINT	audit_file_writes_total - Total audit files written monitor element
AUDIT_FILE_WRITE_WAIT_TIME	BIGINT	audit_file_write_wait_time - Audit file write wait time monitor element
AUDIT_SUBSYSTEM_WAITS_TOTAL	BIGINT	audit_subsystem_waits_total - Total audit subsystem waits monitor element
AUDIT_SUBSYSTEM_WAIT_TIME	BIGINT	audit_subsystem_wait_time - Audit subsystem wait time monitor element
DIAGLOG_WRITES_TOTAL	BIGINT	diaglog_writes_total - Total diagnostic log file writes monitor element
DIAGLOG_WRITE_WAIT_TIME	BIGINT	diaglog_write_wait_time - Diagnostic log file write wait time monitor element
FCM_MESSAGE_RECVS_TOTAL	BIGINT	fcm_message_recvs_total - Total FCM message receives monitor element
FCM_MESSAGE_RECV_VOLUME	BIGINT	fcm_message_recv_volume - FCM message received volume monitor element
FCM_MESSAGE_RECV_WAIT_TIME	BIGINT	fcm_message_recv_wait_time - FCM message received wait time monitor element
FCM_MESSAGE_SENDS_TOTAL	BIGINT	fcm_message_sends_total - Total FCM message sends monitor element
FCM_MESSAGE_SEND_VOLUME	BIGINT	fcm_message_send_volume - FCM message send volume monitor element
FCM_MESSAGE_SEND_WAIT_TIME	BIGINT	fcm_message_send_wait_time - FCM message send wait time monitor element
FCM_TQ_RECVS_TOTAL	BIGINT	fcm_tq_recvs_total - FCM table queue receives total monitor element
FCM_TQ_RECV_VOLUME	BIGINT	fcm_tq_recv_volume - FCM table queue received volume monitor element
FCM_TQ_RECV_WAIT_TIME	BIGINT	fcm_tq_recv_wait_time - FCM table queue received wait time monitor element
FCM_TQ_SENDS_TOTAL	BIGINT	fcm_tq_sends_total - FCM table queue send total monitor element
FCM_TQ_SEND_VOLUME	BIGINT	fcm_tq_send_volume - FCM table queue send volume monitor element
FCM_TQ_SEND_WAIT_TIME	BIGINT	fcm_tq_send_wait_time - FCM table queue send wait time monitor element
TOTAL_ROUTINE_USER_CODE_PROC_TIME	BIGINT	total_routine_user_code_proc_time - Total routine user code processing time monitor element
TOTAL_ROUTINE_USER_CODE_TIME	BIGINT	total_routine_user_code_time - Total routine user code time monitor element
TQ_TOT_SEND_SPILLS	BIGINT	tq_tot_send_spills - Total number of table queue buffers overflowed monitor element
EVMON_WAIT_TIME	BIGINT	evmon_wait_time - Event monitor wait time monitor element
EVMON_WAITS_TOTAL	BIGINT	evmon_waits_total - Event monitor total waits monitor element
TOTAL_EXTENDED_LATCH_WAIT_TIME	BIGINT	total_extended_latch_wait_time - Total extended latch wait time monitor element

Table 122. Information returned by the MON_GET_DATABASE routine (continued)

Column name	Data type	Description
TOTAL_EXTENDED_LATCH_WAITS	BIGINT	total_extended_latch_waits - Total extended latch waits monitor element
TOTAL_STATS_FABRICATION_TIME	BIGINT	total_stats_fabrication_time - Total statistics fabrication time monitor element
TOTAL_STATS_FABRICATION_PROC_TIME	BIGINT	total_stats_fabrication_proc_time - Total statistics fabrication processing time monitor element
TOTAL_STATS_FABRICATIONS	BIGINT	total_stats_fabrications - Total statistics fabrications monitor elements
TOTAL_SYNC_RUNSTATS_TIME	BIGINT	total_sync_runstats_time - Total synchronous RUNSTATS time monitor elements
TOTAL_SYNC_RUNSTATS_PROC_TIME	BIGINT	total_sync_runstats_proc_time - Total synchronous RUNSTATS processing time monitor element
TOTAL_SYNC_RUNSTATS	BIGINT	total_sync_runstats - Total synchronous RUNSTATS activities monitor element
TOTAL_DISP_RUN_QUEUE_TIME	BIGINT	total_disp_run_queue_time - Total dispatcher run queue time monitor element
TOTAL_PEDS	BIGINT	total_peds - Total partial early distincts monitor element
DISABLED_PEDS	BIGINT	disabled_peds - Disabled partial early distincts monitor element
POST_THRESHOLD_PEDS	BIGINT	post_threshold_peds - Partial early distincts threshold monitor element
TOTAL_PEAS	BIGINT	total_peas - Total partial early aggregations monitor element
POST_THRESHOLD_PEAS	BIGINT	post_threshold_peas - Partial early aggregation threshold monitor element
TQ_SORT_HEAP_REQUESTS	BIGINT	tq_sort_heap_requests - Table queue sort heap requests monitor element
TQ_SORT_HEAP_REJECTIONS	BIGINT	tq_sort_heap_rejections - Table queue sort heap rejections monitor element
POOL_QUEUED_ASYNC_DATA_REQS	BIGINT	pool_queued_async_data_reqs - Data prefetch requests monitor element
POOL_QUEUED_ASYNC_INDEX_REQS	BIGINT	pool_queued_async_index_reqs - Index prefetch requests monitor element
POOL_QUEUED_ASYNC_XDA_REQS	BIGINT	pool_queued_async_xda_reqs - XDA prefetch requests monitor element
POOL_QUEUED_ASYNC_TEMP_DATA_REQS	BIGINT	pool_queued_async_temp_data_reqs - Data prefetch requests for temporary table spaces monitor element
POOL_QUEUED_ASYNC_TEMP_INDEX_REQS	BIGINT	pool_queued_async_temp_index_reqs - Index prefetch requests for temporary table spaces monitor element
POOL_QUEUED_ASYNC_TEMP_XDA_REQS	BIGINT	pool_queued_async_temp_xda_reqs - XDA data prefetch requests for temporary table spaces monitor element
POOL_QUEUED_ASYNC_OTHER_REQS	BIGINT	pool_queued_async_other_reqs - Other requests handled by prefetchers monitor element
POOL_QUEUED_ASYNC_DATA_PAGES	BIGINT	pool_queued_async_data_pages - Data pages prefetch requests monitor element
POOL_QUEUED_ASYNC_INDEX_PAGES	BIGINT	pool_queued_async_index_pages - Index pages prefetch requests monitor element
POOL_QUEUED_ASYNC_XDA_PAGES	BIGINT	pool_queued_async_xda_pages - XDA pages prefetch requests monitor element
POOL_QUEUED_ASYNC_TEMP_DATA_PAGES	BIGINT	pool_queued_async_temp_data_pages - Data pages prefetch requests for temporary table spaces monitor element
POOL_QUEUED_ASYNC_TEMP_INDEX_PAGES	BIGINT	pool_queued_async_temp_index_pages - Index pages prefetch requests for temporary table spaces monitor element

Table 122. Information returned by the MON_GET_DATABASE routine (continued)

Column name	Data type	Description
POOL_QUEUED_ASYNC_TEMP_XDA_PAGES	BIGINT	pool_queued_async_temp_xda_pages - XDA data pages prefetch requests for temporary table spaces monitor element
POOL_FAILED_ASYNC_DATA_REQS	BIGINT	pool_failed_async_data_reqs - Failed data prefetch requests monitor element
POOL_FAILED_ASYNC_INDEX_REQS	BIGINT	pool_failed_async_index_reqs - Failed index prefetch requests monitor element
POOL_FAILED_ASYNC_XDA_REQS	BIGINT	pool_failed_async_xda_reqs - Failed XDA prefetch requests monitor element
POOL_FAILED_ASYNC_TEMP_DATA_REQS	BIGINT	pool_failed_async_temp_data_reqs - Failed data prefetch requests for temporary table spaces monitor element
POOL_FAILED_ASYNC_TEMP_INDEX_REQS	BIGINT	pool_failed_async_temp_index_reqs - Failed index prefetch requests for temporary table spaces monitor element
POOL_FAILED_ASYNC_TEMP_XDA_REQS	BIGINT	pool_failed_async_temp_xda_reqs - Failed XDA prefetch requests for temporary table spaces monitor element
POOL_FAILED_ASYNC_OTHER_REQS	BIGINT	pool_failed_async_other_reqs - Failed non-prefetch requests monitor element
PREFETCH_WAIT_TIME	BIGINT	prefetch_wait_time - Time waited for prefetch monitor element
PREFETCH_WAITS	BIGINT	prefetch_waits - Prefetcher wait count monitor element
APP_ACT_COMPLETED_TOTAL	BIGINT	app_act_completed_total - Total successful external coordinator activities monitor element
APP_ACT_ABORTED_TOTAL	BIGINT	app_act_aborted_total - Total failed external coordinator activities monitor element
APP_ACT_REJECTED_TOTAL	BIGINT	app_act_rejected_total - Total rejected external coordinator activities monitor element
TOTAL_CONNECT_REQUEST_TIME	BIGINT	total_connect_request_time - Total connection or switch user request time monitor element
TOTAL_CONNECT_REQUEST_PROC_TIME	BIGINT	total_connect_request_proc_time - Total connection or switch user request processing time monitor element
TOTAL_CONNECT_REQUESTS	BIGINT	total_connect_requests - Connection or switch user requests monitor element
TOTAL_CONNECT_AUTHENTICATION_TIME	BIGINT	total_connect_authentication_time - Total connection or switch user authentication request time monitor element
TOTAL_CONNECT_AUTHENTICATION_PROC_TIME	BIGINT	total_connect_authentication_proc_time - Total connection authentication processing time monitor element
TOTAL_CONNECT_AUTHENTICATIONS	BIGINT	total_connect_authentications - Connections or switch user authentications performed monitor element
POOL_DATA_GBP_INDEP_PAGES_FOUND_IN_LBP	BIGINT	pool_data_gbp_indep_pages_found_in_lbp - Group buffer pool independent data pages found in local buffer pool monitor element
POOL_INDEX_GBP_INDEP_PAGES_FOUND_IN_LBP	BIGINT	pool_index_gbp_indep_pages_found_in_lbp - Group buffer pool independent index pages found in local buffer pool monitor element
POOL_XDA_GBP_INDEP_PAGES_FOUND_IN_LBP	BIGINT	pool_xda_gbp_indep_pages_found_in_lbp - Group buffer pool XDA independent pages found in local buffer pool monitor element
COMM_EXIT_WAIT_TIME	BIGINT	comm_exit_wait_time - Communication buffer exit wait time monitor element
COMM_EXIT_WAITS	BIGINT	comm_exit_waits - Communication buffer exit number of waits monitor element
POOL_ASYNC_DATA_READS	BIGINT	pool_async_data_reads - Buffer pool asynchronous data reads monitor element

Table 122. Information returned by the MON_GET_DATABASE routine (continued)

Column name	Data type	Description
POOL_ASYNC_DATA_READ_REQS	BIGINT	pool_async_data_read_reqs - Buffer pool asynchronous read requests monitor element
POOL_ASYNC_DATA_WRITES	BIGINT	pool_async_data_writes - Buffer pool asynchronous data writes monitor element
POOL_ASYNC_INDEX_READS	BIGINT	pool_async_index_reads - Buffer pool asynchronous index reads monitor element
POOL_ASYNC_INDEX_READ_REQS	BIGINT	pool_async_index_read_reqs - Buffer pool asynchronous index read requests monitor element
POOL_ASYNC_INDEX_WRITES	BIGINT	pool_async_index_writes - Buffer pool asynchronous index writes monitor element
POOL_ASYNC_XDA_READS	BIGINT	pool_async_xda_reads - Buffer pool asynchronous XDA data reads monitor element
POOL_ASYNC_XDA_READ_REQS	BIGINT	pool_async_xda_read_reqs - Buffer pool asynchronous XDA read requests monitor element
POOL_ASYNC_XDA_WRITES	BIGINT	pool_async_xda_writes - Buffer pool asynchronous XDA data writes monitor element
POOL_NO_VICTIM_BUFFER	BIGINT	pool_no_victim_buffer - Buffer pool no victim buffers monitor element
POOL_LSN_GAP_CLNS	BIGINT	pool_lsn_gap_clns - Buffer pool log space cleaners triggered monitor element
POOL_DRTY_PG_STEAL_CLNS	BIGINT	pool_drty_pg_steal_clns - Buffer pool victim page cleaners triggered monitor element
POOL_DRTY_PG_THRSH_CLNS	BIGINT	pool_drty_pg_thrsh_clns - Buffer pool threshold cleaners triggered monitor element
VECTORED_IOS	BIGINT	vectored_ios - Number of vectored I/O requests monitor element
PAGES_FROM_VECTORED_IOS	BIGINT	pages_from_vectored_ios - Total number of pages read by vectored I/O monitor element
BLOCK_IOS	BIGINT	block_ios - Number of block I/O requests monitor element
PAGES_FROM_BLOCK_IOS	BIGINT	pages_from_block_ios - Total number of pages read by block I/O monitor element
UNREAD_PREFETCH_PAGES	BIGINT	unread_prefetch_pages - Unread prefetch pages monitor element
FILES_CLOSED	BIGINT	files_closed - Database files closed monitor element
POOL_ASYNC_DATA_GBP_L_READS	BIGINT	pool_async_data_gbp_l_reads - Asynchronous group buffer pool data logical reads monitor element
POOL_ASYNC_DATA_GBP_P_READS	BIGINT	pool_async_data_gbp_p_reads - Asynchronous group buffer pool data physical reads monitor element
POOL_ASYNC_DATA_LBP_PAGES_FOUND	BIGINT	pool_async_data_lbp_pages_found - Asynchronous local buffer pool data pages found monitor element
POOL_ASYNC_DATA_GBP_INVALID_PAGES	BIGINT	pool_async_data_gbp_invalid_pages - Asynchronous group buffer pool invalid data pages monitor element
POOL_ASYNC_INDEX_GBP_L_READS	BIGINT	pool_async_index_gbp_l_reads - Asynchronous group buffer pool index logical reads monitor element
POOL_ASYNC_INDEX_GBP_P_READS	BIGINT	pool_async_index_gbp_p_reads - Asynchronous group buffer pool index physical reads monitor element
POOL_ASYNC_INDEX_LBP_PAGES_FOUND	BIGINT	pool_async_index_lbp_pages_found - Asynchronous local buffer pool index pages found monitor element
POOL_ASYNC_INDEX_GBP_INVALID_PAGES	BIGINT	pool_async_index_gbp_invalid_pages - Asynchronous group buffer pool invalid index pages monitor element
POOL_ASYNC_XDA_GBP_L_READS	BIGINT	pool_async_xda_gbp_l_reads - Group buffer pool XDA data asynchronous logical read requests monitor element

Table 122. Information returned by the MON_GET_DATABASE routine (continued)

Column name	Data type	Description
POOL_ASYNC_XDA_GBP_P_READS	BIGINT	pool_async_xda_gbp_p_reads - Group buffer pool XDA data asynchronous physical read requests monitor element
POOL_ASYNC_XDA_LBP_PAGES_FOUND	BIGINT	pool_async_xda_lbp_pages_found - Asynchronous local buffer pool XDA data pages found monitor element
POOL_ASYNC_XDA_GBP_INVALID_PAGES	BIGINT	pool_async_xda_gbp_invalid_pages - Asynchronous group buffer pool invalid XDA data pages monitor element
POOL_ASYNC_READ_TIME	BIGINT	pool_async_read_time - Buffer pool asynchronous read time
POOL_ASYNC_WRITE_TIME	BIGINT	pool_async_write_time - Buffer pool asynchronous write time
SKIPPED_PREFETCH_DATA_P_READS	BIGINT	skipped_prefetch_data_p_reads - Skipped prefetch data physical reads monitor element
SKIPPED_PREFETCH_INDEX_P_READS	BIGINT	skipped_prefetch_index_p_reads - Skipped prefetch index physical reads monitor element
SKIPPED_PREFETCH_XDA_P_READS	BIGINT	skipped_prefetch_xda_p_reads - Skipped prefetch XDA physical reads monitor element
SKIPPED_PREFETCH_TEMP_DATA_P_READS	BIGINT	skipped_prefetch_temp_data_p_reads - Skipped prefetch temporary data physical reads monitor element
SKIPPED_PREFETCH_TEMP_INDEX_P_READS	BIGINT	skipped_prefetch_temp_index_p_reads - Skipped prefetch temporary index physical reads monitor element
SKIPPED_PREFETCH_TEMP_XDA_P_READS	BIGINT	skipped_prefetch_temp_xda_p_reads - Skipped prefetch temporary XDA data physical reads monitor element
SKIPPED_PREFETCH_UOW_DATA_P_READS	BIGINT	skipped_prefetch_uow_data_p_reads - Skipped prefetch unit of work data physical reads monitor element
SKIPPED_PREFETCH_UOW_INDEX_P_READS	BIGINT	skipped_prefetch_uow_index_p_reads - Skipped prefetch unit of work index physical reads monitor element
SKIPPED_PREFETCH_UOW_XDA_P_READS	BIGINT	skipped_prefetch_uow_xda_p_reads - Skipped prefetch unit of work XDA data physical reads monitor element
SKIPPED_PREFETCH_UOW_TEMP_DATA_P_READS	BIGINT	skipped_prefetch_uow_temp_data_p_reads - Skipped prefetch unit of work temporary data physical reads monitor element
SKIPPED_PREFETCH_UOW_TEMP_INDEX_P_READS	BIGINT	skipped_prefetch_uow_temp_index_p_reads - Skipped prefetch unit of work temporary index physical reads monitor element
SKIPPED_PREFETCH_UOW_TEMP_XDA_P_READS	BIGINT	skipped_prefetch_uow_temp_xda_p_reads - Skipped prefetch unit of work temporary XDA data physical reads monitor element
POOL_ASYNC_DATA_GBP_INDEP_PAGES_FOUND_IN_LBP	BIGINT	pool_async_data_gbp_indep_pages_found_in_lbp - Group buffer pool independent data pages found by asynchronous EDUs in a local buffer pool monitor element
POOL_ASYNC_INDEX_GBP_INDEP_PAGES_FOUND_IN_LBP	BIGINT	pool_async_index_gbp_indep_pages_found_in_lbp - Group buffer pool independent index pages found by asynchronous EDUs in a local buffer pool monitor element
POOL_ASYNC_XDA_GBP_INDEP_PAGES_FOUND_IN_LBP	BIGINT	pool_async_xda_gbp_indep_pages_found_in_lbp - Group buffer pool independent XML storage object(XDA) pages found by asynchronous EDUs in a local buffer pool monitor element
CACHING_TIER	VARCHAR(8)	Reserved for future use.
CACHING_TIER_IO_ERRORS	BIGINT	Reserved for future use.
POOL_DATA_CACHING_TIER_L_READS	BIGINT	Reserved for future use.

Table 122. Information returned by the MON_GET_DATABASE routine (continued)

Column name	Data type	Description
POOL_INDEX_CACHING_TIER_L_READS	BIGINT	Reserved for future use.
POOL_XDA_CACHING_TIER_L_READS	BIGINT	Reserved for future use.
POOL_COL_CACHING_TIER_L_READS	BIGINT	Reserved for future use.
POOL_DATA_CACHING_TIER_PAGE_WRITES	BIGINT	Reserved for future use.
POOL_INDEX_CACHING_TIER_PAGE_WRITES	BIGINT	Reserved for future use.
POOL_XDA_CACHING_TIER_PAGE_WRITES	BIGINT	Reserved for future use.
POOL_COL_CACHING_TIER_PAGE_WRITES	BIGINT	Reserved for future use.
POOL_DATA_CACHING_TIER_PAGE_UPDATES	BIGINT	Reserved for future use.
POOL_INDEX_CACHING_TIER_PAGE_UPDATES	BIGINT	Reserved for future use.
POOL_XDA_CACHING_TIER_PAGE_UPDATES	BIGINT	Reserved for future use.
POOL_COL_CACHING_TIER_PAGE_UPDATES	BIGINT	Reserved for future use.
POOL_CACHING_TIER_PAGE_READ_TIME	BIGINT	Reserved for future use.
POOL_CACHING_TIER_PAGE_WRITE_TIME	BIGINT	Reserved for future use.
POOL_DATA_CACHING_TIER_PAGES_FOUND	BIGINT	Reserved for future use.
POOL_INDEX_CACHING_TIER_PAGES_FOUND	BIGINT	Reserved for future use.
POOL_XDA_CACHING_TIER_PAGES_FOUND	BIGINT	Reserved for future use.
POOL_COL_CACHING_TIER_PAGES_FOUND	BIGINT	Reserved for future use.
POOL_DATA_CACHING_TIER_GBP_INVALID_PAGES	BIGINT	Reserved for future use.
POOL_INDEX_CACHING_TIER_GBP_INVALID_PAGES	BIGINT	Reserved for future use.
POOL_XDA_CACHING_TIER_GBP_INVALID_PAGES	BIGINT	Reserved for future use.
POOL_COL_CACHING_TIER_GBP_INVALID_PAGES	BIGINT	Reserved for future use.
POOL_DATA_CACHING_TIER_GBP_INDEP_PAGES_FOUND	BIGINT	Reserved for future use.
POOL_INDEX_CACHING_TIER_GBP_INDEP_PAGES_FOUND	BIGINT	Reserved for future use.
POOL_XDA_CACHING_TIER_GBP_INDEP_PAGES_FOUND	BIGINT	Reserved for future use.
POOL_COL_CACHING_TIER_GBP_INDEP_PAGES_FOUND	BIGINT	Reserved for future use.
POOL_ASYNC_DATA_CACHING_TIER_READS	BIGINT	Reserved for future use.
POOL_ASYNC_INDEX_CACHING_TIER_READS	BIGINT	Reserved for future use.

Table 122. Information returned by the MON_GET_DATABASE routine (continued)

Column name	Data type	Description
POOL_ASYNC_XDA_CACHING_TIER_READS	BIGINT	Reserved for future use.
POOL_ASYNC_COL_CACHING_TIER_READS	BIGINT	Reserved for future use.
POOL_ASYNC_DATA_CACHING_TIER_PAGE_WRITES	BIGINT	Reserved for future use.
POOL_ASYNC_INDEX_CACHING_TIER_PAGE_WRITES	BIGINT	Reserved for future use.
POOL_ASYNC_XDA_CACHING_TIER_PAGE_WRITES	BIGINT	Reserved for future use.
POOL_ASYNC_COL_CACHING_TIER_PAGE_WRITES	BIGINT	Reserved for future use.
POOL_ASYNC_DATA_CACHING_TIER_PAGE_UPDATES	BIGINT	Reserved for future use.
POOL_ASYNC_INDEX_CACHING_TIER_PAGE_UPDATES	BIGINT	Reserved for future use.
POOL_ASYNC_XDA_CACHING_TIER_PAGE_UPDATES	BIGINT	Reserved for future use.
POOL_ASYNC_COL_CACHING_TIER_PAGE_UPDATES	BIGINT	Reserved for future use.
POOL_ASYNC_DATA_CACHING_TIER_PAGES_FOUND	BIGINT	Reserved for future use.
POOL_ASYNC_INDEX_CACHING_TIER_PAGES_FOUND	BIGINT	Reserved for future use.
POOL_ASYNC_XDA_CACHING_TIER_PAGES_FOUND	BIGINT	Reserved for future use.
POOL_ASYNC_COL_CACHING_TIER_PAGES_FOUND	BIGINT	Reserved for future use.
POOL_ASYNC_DATA_CACHING_TIER_GBP_INVALID_PAGES	BIGINT	Reserved for future use.
POOL_ASYNC_INDEX_CACHING_TIER_GBP_INVALID_PAGES	BIGINT	Reserved for future use.
POOL_ASYNC_XDA_CACHING_TIER_GBP_INVALID_PAGES	BIGINT	Reserved for future use.
POOL_ASYNC_COL_CACHING_TIER_GBP_INVALID_PAGES	BIGINT	Reserved for future use.
POOL_ASYNC_DATA_CACHING_TIER_GBP_INDEP_PAGES_FOUND	BIGINT	Reserved for future use.
POOL_ASYNC_INDEX_CACHING_TIER_GBP_INDEP_PAGES_FOUND	BIGINT	Reserved for future use.
POOL_ASYNC_XDA_CACHING_TIER_GBP_INDEP_PAGES_FOUND	BIGINT	Reserved for future use.
POOL_ASYNC_COL_CACHING_TIER_GBP_INDEP_PAGES_FOUND	BIGINT	Reserved for future use.
ROWS_DELETED	BIGINT	rows_deleted - Rows deleted monitor element
ROWS_INSERTED	BIGINT	rows_inserted - Rows inserted monitor element
ROWS_UPDATED	BIGINT	rows_updated - Rows updated monitor element
TOTAL_HASH_JOINS	BIGINT	total_hash_joins - Total Hash Joins monitor element
TOTAL_HASH_LOOPS	BIGINT	total_hash_loops - Total Hash Loops monitor element
HASH_JOIN_OVERFLOWS	BIGINT	hash_join_overflows - Hash Join Overflows monitor element
HASH_JOIN_SMALL_OVERFLOWS	BIGINT	hash_join_small_overflows - Hash Join Small Overflows monitor element

Table 122. Information returned by the MON_GET_DATABASE routine (continued)

Column name	Data type	Description
POST_SHRTHRESHOLD_HASH_JOINS	BIGINT	post_shrthreshold_hash_joins - Post threshold hash joins monitor element
TOTAL_OLAP_FUNCS	BIGINT	total_olap_funcs - Total OLAP Functions monitor element
OLAP_FUNC_OVERFLOWS	BIGINT	olap_func_overflows - OLAP Function Overflows monitor element
DYNAMIC_SQL_STMTS	BIGINT	dynamic_sql_stmts - Dynamic SQL Statements Attempted monitor element
STATIC_SQL_STMTS	BIGINT	static_sql_stmts - Static SQL Statements Attempted monitor element
FAILED_SQL_STMTS	BIGINT	failed_sql_stmts - Failed Statement Operations monitor element
SELECT_SQL_STMTS	BIGINT	select_sql_stmts - Select SQL Statements Executed monitor element
UID_SQL_STMTS	BIGINT	uid_sql_stmts - Update/Insert/Delete SQL Statements Executed monitor element
DDL_SQL_STMTS	BIGINT	ddl_sql_stmts - Data Definition Language (DDL) SQL Statements monitor element
MERGE_SQL_STMTS	BIGINT	merge_sql_stmts - Merge SQL statements executed
XQUERY_STMTS	BIGINT	xquery_stmts - XQuery Statements Attempted monitor element
IMPLICIT_REBINDS	BIGINT	implicit_rebinds - Number of implicit rebinds
BINDS_PRECOMPILES	BIGINT	binds_precompiles - Binds/Precompiles Attempted monitor element
INT_ROWS_DELETED	BIGINT	int_rows_deleted - Internal Rows Deleted monitor element
INT_ROWS_INSERTED	BIGINT	int_rows_inserted - Internal Rows Inserted monitor element
INT_ROWS_UPDATED	BIGINT	int_rows_updated - Internal Rows Updated monitor element
CALL_SQL_STMTS	BIGINT	call_sql_stmts - CALL SQL statements executed
POOL_COL_L_READS	BIGINT	pool_col_l_reads - Buffer pool column-organized logical reads
POOL_TEMP_COL_L_READS	BIGINT	pool_temp_col_l_reads - Buffer pool column-organized temporary logical reads
POOL_COL_P_READS	BIGINT	pool_col_p_reads - Buffer pool column-organized physical reads
POOL_TEMP_COL_P_READS	BIGINT	pool_temp_col_p_reads - Buffer pool column-organized temporary physical reads
POOL_COL_LBP_PAGES_FOUND	BIGINT	pool_col_lbp_pages_found - Buffer pool column-organized LBP pages found
POOL_COL_WRITES	BIGINT	pool_col_writes - Buffer pool column-organized writes
POOL_ASYNC_COL_READS	BIGINT	pool_async_col_reads - Buffer pool asynchronous column-organized reads monitor element
POOL_ASYNC_COL_READ_REQS	BIGINT	pool_async_col_read_reqs - Buffer pool asynchronous column-organized read requests monitor element
POOL_ASYNC_COL_WRITES	BIGINT	pool_async_col_writes - Buffer pool asynchronous column-organized writes monitor element
POOL_ASYNC_COL_LBP_PAGES_FOUND	BIGINT	pool_async_col_lbp_pages_found - Asynchronous local buffer pool column-organized pages found monitor element
POOL_COL_GBP_L_READS	BIGINT	pool_col_gbp_l_reads - Buffer pool column-organized GBP logical reads
POOL_COL_GBP_P_READS	BIGINT	pool_col_gbp_p_reads - Buffer pool column-organized GBP physical reads

Table 122. Information returned by the MON_GET_DATABASE routine (continued)

Column name	Data type	Description
POOL_COL_GBP_INVALID_PAGES	BIGINT	pool_col_gbp_invalid_pages - Buffer pool column-organized GBP invalid data pages
POOL_COL_GBP_INDEP_PAGES_FOUND_IN_LBP	BIGINT	pool_col_gbp_indep_pages_found_in_lbp - Buffer pool column-organized GBP independent pages found in local buffer pool
POOL_ASYNC_COL_GBP_L_READS	BIGINT	pool_async_col_gbp_l_reads - Asynchronous group buffer pool column-organized logical reads monitor element
POOL_ASYNC_COL_GBP_P_READS	BIGINT	pool_async_col_gbp_p_reads - Asynchronous group buffer pool column-organized physical reads monitor element
POOL_ASYNC_COL_GBP_INVALID_PAGES	BIGINT	pool_async_col_gbp_invalid_pages - Asynchronous group buffer pool column-organized invalid data pages monitor element
POOL_ASYNC_COL_GBP_INDEP_PAGES_FOUND_IN_LBP	BIGINT	pool_async_col_gbp_indep_pages_found_in_lbp - Asynchronous group buffer pool column-organized independent data pages found in local buffer pool monitor element
POOL_QUEUED_ASYNC_COL_REQS	BIGINT	pool_queued_async_col_reqs - Column-organized prefetch requests
POOL_QUEUED_ASYNC_TEMP_COL_REQS	BIGINT	pool_queued_async_temp_col_reqs - Column-organized temporary prefetch requests
POOL_QUEUED_ASYNC_COL_PAGES	BIGINT	pool_queued_async_col_pages - Column-organized page prefetch requests
POOL_QUEUED_ASYNC_TEMP_COL_PAGES	BIGINT	pool_queued_async_temp_col_pages - Column-organized page temporary prefetch requests
POOL_FAILED_ASYNC_COL_REQS	BIGINT	pool_failed_async_col_reqs - Failed column-organized prefetch requests
POOL_FAILED_ASYNC_TEMP_COL_REQS	BIGINT	pool_failed_async_temp_col_reqs - Failed column-organized temporary prefetch requests
SKIPPED_PREFETCH_COL_P_READS	BIGINT	skipped_prefetch_col_p_reads - Skipped prefetch column-organized physical reads monitor element
SKIPPED_PREFETCH_TEMP_COL_P_READS	BIGINT	skipped_prefetch_temp_col_p_reads - Skipped prefetch column-organized temporary physical reads monitor element
SKIPPED_PREFETCH_UOW_COL_P_READS	BIGINT	skipped_prefetch_uow_col_p_reads - Skipped prefetch unit of work column-organized physical reads monitor element
SKIPPED_PREFETCH_UOW_TEMP_COL_P_READS	BIGINT	skipped_prefetch_uow_temp_col_p_reads - Skipped prefetch unit of work column-organized temporary physical reads monitor element
TOTAL_COL_TIME	BIGINT	total_col_time - Total column-organized time
TOTAL_COL_PROC_TIME	BIGINT	total_col_proc_time - Total column-organized processing time
TOTAL_COL_EXECUTIONS	BIGINT	total_col_executions - Total column-organized executions
NUM_POOLED_AGENTS	BIGINT	num_pooled_agents - Number of pooled agents monitor element
POST_THRESHOLD_HASH_JOINS	BIGINT	post_threshold_hash_joins - Hash Join Threshold monitor element
PKG_CACHE_NUM_OVERFLOWS	BIGINT	pkg_cache_num_overflows - Package Cache Overflows
CAT_CACHE_OVERFLOWS	BIGINT	cat_cache_overflows - Catalog Cache Overflows
TOTAL_ASYNC_RUNSTATS	BIGINT	total_async_runstats - Total number of asynchronous RUNSTATS requests
STATS_CACHE_SIZE	BIGINT	stats_cache_size - Size of statistics cache
TOTAL_HASH_GRPBYS	BIGINT	total_hash_grpbys - Total hash group by operations

Table 122. Information returned by the MON_GET_DATABASE routine (continued)

Column name	Data type	Description
HASH_GRPBY_OVERFLOWS	BIGINT	hash_grpby_overflows - Hash group by overflows
POST_THRESHOLD_HASH_GRPBYS	BIGINT	post_threshold_hash_grpbys - Hash group by threshold
ACTIVE_HASH_GRPBYS	BIGINT	active_hash_grpbys - Active hash group by operations
SORT_HEAP_ALLOCATED	BIGINT	sort_heap_allocated - Total Sort Heap Allocated
SORT_SHRHEAP_ALLOCATED	BIGINT	sort_shrheap_allocated - Sort Share Heap Currently Allocated
SORT_SHRHEAP_TOP	BIGINT	sort_shrheap_top - Sort share heap high watermark
POST_THRESHOLD_OLAP_FUNCS	BIGINT	post_threshold_olap_funcs - OLAP function threshold monitor element
POST_THRESHOLD_COL_VECTOR_CONSUMERS	BIGINT	post_threshold_col_vector_consumers - Post threshold columnar_vector consumers
TOTAL_COL_VECTOR_CONSUMERS	BIGINT	total_col_vector_consumers - Total columnar_vector consumers
ACTIVE_HASH_GRPBYS_TOP	BIGINT	active_hash_grpbys_top - Active hash Group By operations high watermark
ACTIVE_HASH_JOINS_TOP	BIGINT	active_hash_joins_top - Active hash joins operations high watermark
ACTIVE_OLAP_FUNCS_TOP	BIGINT	active_olap_funcs_top - Active OLAP functions operations high watermark
ACTIVE_PEAS	BIGINT	active_peas - Active partial early aggregations operations
ACTIVE_PEAS_TOP	BIGINT	active_peas_top - Active partial early aggregations operations high watermark
ACTIVE_PEDS	BIGINT	active_peds - Active partial early distinct operations
ACTIVE_PEDS_TOP	BIGINT	active_peds_top - Active partial early distinct operations high watermark
ACTIVE_SORT_CONSUMERS	BIGINT	active_sort_consumers - Active sort consumers
ACTIVE_SORT_CONSUMERS_TOP	BIGINT	active_sort_consumers_top - Active sort consumers high watermark
ACTIVE_SORTS_TOP	BIGINT	active_sorts_top - Active Sorts high watermark
ACTIVE_COL_VECTOR_CONSUMERS	BIGINT	active_col_vector_consumers - Active columnar_vector consumers
ACTIVE_COL_VECTOR_CONSUMERS_TOP	BIGINT	active_col_vector_consumers_top - Active columnar_vector consumers high watermark
SORT_CONSUMER_HEAP_TOP	BIGINT	sort_consumer_heap_top - Individual private sort heap consumer high watermark
SORT_CONSUMER_SHRHEAP_TOP	BIGINT	sort_consumer_shrheap_top - Individual shared sort heap consumer high watermark
SORT_HEAP_TOP	BIGINT	sort_heap_top - Sort private heap high watermark
TOTAL_BACKUP_TIME	BIGINT	total_backup_time - Total elapsed time for online backups
TOTAL_BACKUP_PROC_TIME	BIGINT	total_backup_proc_time - Total non-wait time for online backups
TOTAL_BACKUPS	BIGINT	total_backups - Total backups
TOTAL_INDEX_BUILD_TIME	BIGINT	total_index_build_time - Total time spent building indexes due to index creation
TOTAL_INDEX_BUILD_PROC_TIME	BIGINT	total_index_build_proc_time - Total non-wait time spent building indexes due to index creation
TOTAL_INDEXES_BUILT	BIGINT	total_indexes_built - Total number of indexes built
IDA_SEND_WAIT_TIME	BIGINT	ida_send_wait_time - Time spent waiting to send data monitor element

Table 122. Information returned by the MON_GET_DATABASE routine (continued)

Column name	Data type	Description
IDA_SENDS_TOTAL	BIGINT	ida_sends_total - Number of times data sent monitor element
IDA_SEND_VOLUME	BIGINT	ida_send_volume - Total data volume sent monitor element
IDA_RECV_WAIT_TIME	BIGINT	ida_recv_wait_time - Time spent waiting to receive data monitor element
IDA_RECVS_TOTAL	BIGINT	ida_recvs_total - Number of times data received monitor element
IDA_RECV_VOLUME	BIGINT	ida_recv_volume - Total data volume received monitor element
FCM_TQ_RECV_WAITS_TOTAL	BIGINT	fcm_tq_recv_waits_total - Number of times spent waiting to receive the next buffer monitor element
FCM_MESSAGE_RECV_WAITS_TOTAL	BIGINT	fcm_message_recv_waits_total - Number of times spent waiting for FCM reply message monitor element
FCM_TQ_SEND_WAITS_TOTAL	BIGINT	fcm_tq_send_waits_total - Number of times spent waiting to send the next buffer monitor element
FCM_MESSAGE_SEND_WAITS_TOTAL	BIGINT	fcm_message_send_waits_total - Number of times spent blocking on an FCM message send monitor element
FCM_SEND_WAITS_TOTAL	BIGINT	fcm_send_waits_total - Number of times spent blocking on an FCM send operation monitor element
FCM_RECV_WAITS_TOTAL	BIGINT	fcm_recv_waits_total - Number of times spent waiting to receive data through FCM monitor element
EXT_TABLE_RECV_WAIT_TIME	BIGINT	ext_table_recv_wait_time - Total agent wait time for external table readers monitor element
EXT_TABLE_RECVS_TOTAL	BIGINT	ext_table_recvs_total - Total row batches received from external table readers monitor element
EXT_TABLE_RECV_VOLUME	BIGINT	ext_table_recv_volume - Total data received from external table readers monitor element
EXT_TABLE_READ_VOLUME	BIGINT	ext_table_read_volume - Total data read by external table readers monitor element
EXT_TABLE_SEND_WAIT_TIME	BIGINT	ext_table_send_wait_time - Total agent wait time for external table writers monitor element
EXT_TABLE_SENDS_TOTAL	BIGINT	ext_table_sends_total - Total row batches sent to external table writers monitor element
EXT_TABLE_SEND_VOLUME	BIGINT	ext_table_send_volume - Total data sent to external table writers monitor element
EXT_TABLE_WRITE_VOLUME	BIGINT	ext_table_write_volume - Total data written by external table writers monitor element
COL_VECTOR_CONSUMER_OVERFLOW	BIGINT	col_vector_consumer_overflows - Columnar vector consumer overflows monitor element.
TOTAL_COL_SYNOPSIS_TIME	BIGINT	total_col_synopsis_time - Total column-organized synopsis table time monitor element
TOTAL_COL_SYNOPSIS_PROC_TIME	BIGINT	total_col_synopsis_proc_time - Total column-organized synopsis table processing time monitor element
TOTAL_COL_SYNOPSIS_EXECUTIONS	BIGINT	total_col_synopsis_executions - Total column-organized synopsis table executions monitor element
COL_SYNOPSIS_ROWS_INSERTED	BIGINT	col_synopsis_rows_inserted - Column-organized synopsis table rows inserted monitor element
LOB_PREFETCH_WAIT_TIME	BIGINT	lob_prefetch_wait_time - LOB prefetch wait time monitor element
LOB_PREFETCH_REQS	BIGINT	lob_prefetch_reqs - LOB prefetcher request count monitor element
FED_ROWS_DELETED	BIGINT	fed_rows_deleted - Rows deleted by a federation system monitor element

Table 122. Information returned by the MON_GET_DATABASE routine (continued)

Column name	Data type	Description
FED_ROWS_INSERTED	BIGINT	fed_rows_inserted - Rows inserted by a federation system monitor element
FED_ROWS_UPDATED	BIGINT	fed_rows_updated - Rows updated by a federation system monitor element
FED_ROWS_READ	BIGINT	fed_rows_read - Rows read by a federation system monitor element
FED_WAIT_TIME	BIGINT	fed_wait_time - Time spent by a federation server monitor element
FED_WAITS_TOTAL	BIGINT	fed_waits_total - Total number of execution times for a federation server monitor element
APPL_SECTION_INSERTS	BIGINT	appl_section_inserts - Insert count for SQL workspace monitor element
APPL_SECTION_LOOKUPS	BIGINT	appl_section_lookups - SQL workspace access count monitor element
SHR_WORKSPACE_ACTIVE	BIGINT	shr_workspace_active - Shared workspace active memory monitor element
SHR_WORKSPACE_INACTIVE	BIGINT	shr_workspace_inactive - Shared workspace inactive memory monitor element
ADM_OVERFLOWS	BIGINT	adm_overflows - Number of times an activity fit as an overflow monitor element
ADM_BYPASS_ACT_TOTAL	BIGINT	adm_bypass_act_total - Number of times admission control was bypassed monitor element
AUTHN_CACHE_LOOKUPS	BIGINT	authn_cache_lookups - Authentication cache lookups monitor element
AUTHN_CACHE_INSERTS	BIGINT	authn_cache_inserts - Authentication cache inserts monitor element
AUTHN_CACHE_HITS	BIGINT	authn_cache_hits - Authentication cache hits monitor element
AUTHN_CACHE_GROUP_INSERTS	BIGINT	authn_cache_group_inserts - Authentication cache group inserts monitor element
AUTHN_CACHE_EXPIRED_EVICTIONS	BIGINT	authn_cache_expired_evictions - Authentication cache expired evictions monitor element
AUTHN_CACHE_VALID_EVICTIONS	BIGINT	authn_cache_valid_evictions - Authentication cache valid evictions monitor element
AUTHN_CACHE_MEMORY_USAGE	BIGINT	authn_cache_memory_usage - Authentication cache memory usage monitor element
LOW_PRIORITY_ACT_TOTAL	BIGINT	low_priority_act_total - Total number of low priority activities monitor element
MEDIUM_PRIORITY_ACT_TOTAL	BIGINT	medium_priority_act_total - Total number of medium priority activities monitor element
HIGH_PRIORITY_ACT_TOTAL	BIGINT	high_priority_act_total - Total number of high priority activities monitor element
CRITICAL_PRIORITY_ACT_TOTAL	BIGINT	critical_priority_act_total - Total number of critical priority activities monitor element

Examples

1. Determine the activation time, activation state, total connections, and connection high water mark for the current database on all members:

```
SELECT DB_CONN_TIME, DB_ACTIVATION_STATE, TOTAL_CONS, CONNECTIONS_TOP
FROM TABLE (MON_GET_DATABASE(-2));
```

This query returns the following output:

DB_CONN_TIME	DB_ACTIVATION_STATE	TOTAL_CONS	CONNECTIONS_TOP
2012-09-11-16.31.42.000000	NONE	23	13

2. Get the explicit hierarchical locking state for the database from all database members.

```
SELECT MEMBER,
       DATA_SHARING_REMOTE_LOCKWAIT_COUNT AS DSRL_COUNT,
       DATA_SHARING_REMOTE_LOCKWAIT_TIME AS DSRL_TIME
FROM TABLE(MON_GET_DATABASE(-2))
```

The query returns the following output, indicating that one table exited from a "NOT_SHARED" state, taking approximately 10 seconds to do so.

MEMBER	DSRL_COUNT	DSRL_TIME
0	0	0
1	1	10042
2	0	0

MON_GET_DATABASE_DETAILS table function - Get database metrics as an XML document

The MON_GET_DATABASE_DETAILS table function retrieves database metrics and returns the information in an XML document.

Authorization

One of the following authorizations is required:

- EXECUTE privilege on the routine
- DATAACCESS authority
- DBADM authority
- SQLADM authority

Default PUBLIC privilege

None

Syntax

►► MON_GET_DATABASE_DETAILS (— *member* —) ►►

The schema is SYSPROC.

Routine parameters

member

An input parameter of type INTEGER that specifies a valid database member from which the records should be fetched. Specify -1 or null for the current member, or -2 for information from all active database members. An active database member a database that is available for connection and use by applications.

Information returned

<i>Table 123. Information returned by the MON_GET_DATABASE_DETAILS routine</i>		
Column name	Data type	Description
MEMBER	SMALLINT	member - Database member

Table 123. Information returned by the MON_GET_DATABASE_DETAILS routine (continued)

Column name	Data type	Description
DETAILS	BLOB(1M)	XML document that contains activity details. See Table 124 on page 590 for a description of the elements in this document.

Detailed metrics returned

Table 124. Detailed metrics returned for MON_GET_DATABASE_DETAILS

Element name	Data type	Description or corresponding monitor element
act_aborted_total	xs:long	act_aborted_total - Total aborted activities monitor element
act_completed_total	xs:long	act_completed_total - Total completed activities monitor element
act_rejected_total	xs:long	act_rejected_total - Total rejected activities monitor element
act_rqsts_total	xs:long	act_rqsts_total - Total activity requests monitor elements
active_col_vector_consumers	xs:long	active_col_vector_consumers - Active columnar_vector consumers
active_col_vector_consumers_top	xs:long	active_col_vector_consumers_top - Active columnar_vector consumers high watermark
active_hash_grpbys	xs:long	active_hash_grpbys - Active hash group by operations
active_hash_grpbys_top	xs:long	active_hash_grpbys_top - Active hash Group By operations high watermark
active_hash_joins	xs:long	active_hash_joins - Active hash joins monitor element
active_hash_joins_top	xs:long	active_hash_joins_top - Active hash joins operations high watermark
active_olap_funcs	xs:long	active_olap_funcs - Active OLAP Functions monitor element
active_olap_funcs_top	xs:long	active_olap_funcs_top - Active OLAP functions operations high watermark
active_peas	xs:long	active_peas - Active partial early aggregations operations
active_peas_top	xs:long	active_peas_top - Active partial early aggregations operations high watermark
active_peds	xs:long	active_peds - Active partial early distinct operations
active_peds_top	xs:long	active_peds_top - Active partial early distinct operations high watermark
active_sort_consumers	xs:long	active_sort_consumers - Active sort consumers
active_sort_consumers_top	xs:long	active_sort_consumers_top - Active sort consumers high watermark
active_sorts	xs:long	active_sorts - Active Sorts monitor element
active_sorts_top	xs:long	active_sorts_top - Active Sorts high watermark
adm_bypass_act_total	xs:long	adm_bypass_act_total - Number of times admission control was bypassed monitor element
adm_overflows	xs:long	adm_overflows - Number of times an activity fit as an overflow monitor element
agent_wait_time	xs:long	agent_wait_time - Agent wait time monitor element
agent_waits_total	xs:long	agent_waits_total - Total agent waits monitor element
agents_top	xs:long	agents_top - Number of Agents Created monitor element
app_act_aborted_total	xs:long	app_act_aborted_total - Total failed external coordinator activities monitor element
app_act_completed_total	xs:long	app_act_completed_total - Total successful external coordinator activities monitor element

Table 124. Detailed metrics returned for MON_GET_DATABASE_DETAILS (continued)

Element name	Data type	Description or corresponding monitor element
app_act_rejected_total	xs:long	app_act_rejected_total - Total rejected external coordinator activities monitor element
app_rqsts_completed_total	xs:long	app_rqsts_completed_total - Total application requests completed monitor element
appl_section_inserts	xs:nonNegativeInteger	appl_section_inserts - Insert count for SQL workspace monitor element
appl_section lookups	xs:nonNegativeInteger	appl_section lookups - SQL workspace access count monitor element
appls_cur_cons	xs:long	appls_cur_cons - Applications Connected Currently monitor element
appls_in_db2	xs:long	appls_in_db2 - Applications Executing in the Database Currently monitor element
audit_events_total	xs:long	audit_events_total - Total audit events monitor element
audit_file_write_wait_time	xs:long	audit_file_write_wait_time - Audit file write wait time monitor element
audit_file_writes_total	xs:long	audit_file_writes_total - Total audit files written monitor element
audit_subsystem_wait_time	xs:long	audit_subsystem_wait_time - Audit subsystem wait time monitor element
audit_subsystem_waits_total	xs:long	audit_subsystem_waits_total - Total audit subsystem waits monitor element
binds_precompiles	xs:long	binds_precompiles - Binds/Precompiles Attempted monitor element
block_ios	xs:long	block_ios - Number of block I/O requests monitor element
call_sql_stmts	xs:long	call_sql_stmts - CALL SQL statements executed
cat_cache_inserts	xs:long	cat_cache_inserts - Catalog cache inserts monitor element
cat_cache_lookups	xs:long	cat_cache_lookups - Catalog cache lookups monitor element
cat_cache_overflows	xs:long	cat_cache_overflows - Catalog Cache Overflows
catalog_partition	xs:short	catalog_node - Catalog Node Number
cf_wait_time	xs:long	cf_wait_time - cluster caching facility wait time monitor element
cf_waits	xs:long	cf_waits - Number of cluster caching facility waits monitor element
client_idle_wait_time	xs:long	client_idle_wait_time - Client idle wait time monitor element
col_synopsis_rows_inserted	xs:nonNegativeInteger	col_synopsis_rows_inserted - Column-organized synopsis table rows inserted monitor element
col_vector_consumer_overflows	xs:long	col_vector_consumer_overflows - Columnar vector consumer overflows monitor element.
comm_exit_wait_time	xs:long	comm_exit_wait_time - Communication buffer exit wait time monitor element
comm_exit_waits	xs:long	comm_exit_waits - Communication buffer exit number of waits monitor element
connections_top	xs:long	connections_top - Maximum Number of Concurrent Connections monitor element
coord_agents_top	xs:long	coord_agents_top - Maximum Number of Coordinating Agents monitor element
data_sharing_remote_lockwait_count	xs:long	data_sharing_remote_lockwait_count - Data sharing remote lock wait count monitor element
data_sharing_remote_lockwait_time	xs:long	data_sharing_remote_lockwait_time - Data sharing remote lock wait time monitor element
db_activation_state	xs:db2_string_type_10	db_activation_state - Database activation state
db_conn_time	xs:dateTime	db_conn_time - Database activation timestamp monitor element

Table 124. Detailed metrics returned for MON_GET_DATABASE_DETAILS (continued)

Element name	Data type	Description or corresponding monitor element
db_path	xs:long	db_path - Database Path monitor element
db_status	xs:db2_string_type_16	db_status - Status of database monitor element
ddl_sql_stmts	xs:long	ddl_sql_stmts - Data Definition Language (DDL) SQL Statements monitor element
deadlocks	xs:long	deadlocks - Deadlocks detected monitor element
diaglog_write_wait_time	xs:long	diaglog_write_wait_time - Diagnostic log file write wait time monitor element
diaglog_writes_total	xs:long	diaglog_writes_total - Total diagnostic log file writes monitor element
direct_read_reqs	xs:long	direct_read_reqs - Direct read requests monitor element
direct_read_time	xs:long	direct_read_time - Direct read time monitor element
direct_reads	xs:long	direct_reads - Direct reads from database monitor element
direct_write_reqs	xs:long	direct_write_reqs - Direct write requests monitor element
direct_write_time	xs:long	direct_write_time - Direct write time monitor element
direct_writes	xs:long	direct_writes - Direct writes to database monitor element
disabled_peds	xs:long	disabled_peds - Disabled partial early distincts monitor element
dynamic_sql_stmts	xs:long	dynamic_sql_stmts - Dynamic SQL Statements Attempted monitor element
evmon_wait_time	xs:long	evmon_wait_time - Event monitor wait time monitor element
evmon_waits_total	xs:long	evmon_waits_total - Event monitor total waits monitor element
ext_table_read_volume	xs:nonNegativeInteger	ext_table_read_volume - Total data read by external table readers monitor element
ext_table_recv_volume	xs:nonNegativeInteger	ext_table_recv_volume - Total data received from external table readers monitor element
ext_table_recv_wait_time	xs:nonNegativeInteger	ext_table_recv_wait_time - Total agent wait time for external table readers monitor element
ext_table_recvs_total	xs:nonNegativeInteger	ext_table_recvs_total - Total row batches received from external table readers monitor element
ext_table_send_volume	xs:nonNegativeInteger	ext_table_send_volume - Total data sent to external table writers monitor element
ext_table_send_wait_time	xs:nonNegativeInteger	ext_table_send_wait_time - Total agent wait time for external table writers monitor element
ext_table_sends_total	xs:nonNegativeInteger	ext_table_sends_total - Total row batches sent to external table writers monitor element
ext_table_write_volume	xs:nonNegativeInteger	ext_table_write_volume - Total data written by external table writers monitor element
failed_sql_stmts	xs:long	failed_sql_stmts - Failed Statement Operations monitor element
fcm_message_recv_volume	xs:long	fcm_message_recv_volume - FCM message received volume monitor element
fcm_message_recv_wait_time	xs:long	fcm_message_recv_wait_time - FCM message received wait time monitor element
fcm_message_recv_waits_total	xs:nonNegativeInteger	fcm_message_recv_waits_total - Number of times spent waiting for FCM reply message monitor element
fcm_message_recvs_total	xs:long	fcm_message_recvs_total - Total FCM message receives monitor element
fcm_message_send_volume	xs:long	fcm_message_send_volume - FCM message send volume monitor element
fcm_message_send_wait_time	xs:long	fcm_message_send_wait_time - FCM message send wait time monitor element

Table 124. Detailed metrics returned for MON_GET_DATABASE_DETAILS (continued)

Element name	Data type	Description or corresponding monitor element
fcm_message_send_waits_total	xs:nonNegativeInteger	fcm_message_send_waits_total - Number of times spent blocking on an FCM message send monitor element
fcm_message_sends_total	xs:long	fcm_message_sends_total - Total FCM message sends monitor element
fcm_rcv_volume	xs:long	fcm_rcv_volume - FCM received volume monitor element
fcm_rcv_wait_time	xs:long	fcm_rcv_wait_time - FCM received wait time monitor element
fcm_rcv_waits_total	xs:nonNegativeInteger	fcm_rcv_waits_total - Number of times spent waiting to receive data through FCM monitor element
fcm_recvs_total	xs:long	fcm_recvs_total - FCM receives total monitor element
fcm_send_volume	xs:long	fcm_send_volume - FCM send volume monitor element
fcm_send_wait_time	xs:long	fcm_send_wait_time - FCM send wait time monitor element
fcm_send_waits_total	xs:nonNegativeInteger	fcm_send_waits_total - Number of times spent blocking on an FCM send operation monitor element
fcm_sends_total	xs:long	fcm_sends_total - FCM sends total monitor element
fcm_tq_rcv_volume	xs:long	fcm_tq_rcv_volume - FCM table queue received volume monitor element
fcm_tq_rcv_wait_time	xs:long	fcm_tq_rcv_wait_time - FCM table queue received wait time monitor element
fcm_tq_rcv_waits_total	xs:nonNegativeInteger	fcm_tq_rcv_waits_total - Number of times spent waiting to receive the next buffer monitor element
fcm_tq_recvs_total	xs:long	fcm_tq_recvs_total - FCM table queue receives total monitor element
fcm_tq_send_volume	xs:long	fcm_tq_send_volume - FCM table queue send volume monitor element
fcm_tq_send_wait_time	xs:long	fcm_tq_send_wait_time - FCM table queue send wait time monitor element
fcm_tq_send_waits_total	xs:nonNegativeInteger	fcm_tq_send_waits_total - Number of times spent waiting to send the next buffer monitor element
fcm_tq_sends_total	xs:long	fcm_tq_sends_total - FCM table queue send total monitor element
fed_rows_deleted	xs:nonNegativeInteger	fed_rows_deleted - Rows deleted by a federation system monitor element
fed_rows_inserted	xs:nonNegativeInteger	fed_rows_inserted - Rows inserted by a federation system monitor element
fed_rows_read	xs:nonNegativeInteger	fed_rows_read - Rows read by a federation system monitor element
fed_rows_updated	xs:nonNegativeInteger	fed_rows_updated - Rows updated by a federation system monitor element
fed_wait_time	xs:nonNegativeInteger	fed_wait_time - Time spent by a federation server monitor element
fed_waits_total	xs:nonNegativeInteger	fed_waits_total - Total number of execution times for a federation server monitor element
files_closed	xs:long	files_closed - Database files closed monitor element
hash_grpby_overflows	xs:long	hash_grpby_overflows - Hash group by overflows
hash_join_overflows	xs:long	hash_join_overflows - Hash Join Overflows monitor element
hash_join_small_overflows	xs:long	hash_join_small_overflows - Hash Join Small Overflows monitor element
ida_rcv_volume	xs:long	ida_rcv_volume - Total data volume received monitor element
ida_rcv_wait_time	xs:long	ida_rcv_wait_time - Time spent waiting to receive data monitor element
ida_recvs_total	xs:long	ida_recvs_total - Number of times data received monitor element

Table 124. Detailed metrics returned for MON_GET_DATABASE_DETAILS (continued)

Element name	Data type	Description or corresponding monitor element
ida_send_volume	xs:long	ida_send_volume - Total data volume sent monitor element
ida_send_wait_time	xs:long	ida_send_wait_time - Time spent waiting to send data monitor element
ida_sends_total	xs:long	ida_sends_total - Number of times data sent monitor element
implicit_rebinds	xs:long	implicit_rebinds - Number of implicit rebinds
int_commits	xs:long	int_commits - Internal commits monitor element
int_rollbacks	xs:long	int_rollbacks - Internal rollbacks monitor element
int_rows_deleted	xs:long	int_rows_deleted - Internal Rows Deleted monitor element
int_rows_inserted	xs:long	int_rows_inserted - Internal Rows Inserted monitor element
int_rows_updated	xs:long	int_rows_updated - Internal Rows Updated monitor element
ipc_rcv_volume	xs:long	ipc_rcv_volume - Interprocess communication received volume monitor element
ipc_rcv_wait_time	xs:long	ipc_rcv_wait_time - Interprocess communication received wait time monitor element
ipc_rcvs_total	xs:long	ipc_rcvs_total - Interprocess communication receives total monitor element
ipc_send_volume	xs:long	ipc_send_volume - Interprocess communication send volume monitor element
ipc_send_wait_time	xs:long	ipc_send_wait_time - Interprocess communication send wait time monitor element
ipc_sends_total	xs:long	ipc_sends_total - Interprocess communication send total monitor element
last_backup	xs:dateTime	last_backup - Last Backup Timestamp monitor element
lob_prefetch_reqs	xs:nonNegativeInteger	lob_prefetch_reqs - LOB prefetcher request count monitor element
lob_prefetch_wait_time	xs:nonNegativeInteger	lob_prefetch_wait_time - LOB prefetch wait time monitor element
lock_escals	xs:long	lock_escals - Number of lock escalations monitor element
lock_escals_global	xs:long	lock_escals_global - Number of global lock escalations monitor element
lock_escals_locklist	xs:long	lock_escals_locklist - Number of locklist lock escalations monitor element
lock_escals_maxlocks	xs:long	lock_escals_maxlocks - Number of maxlocks lock escalations monitor element
lock_list_in_use	xs:long	lock_list_in_use - Total lock list memory in use monitor element
lock_timeouts	xs:long	lock_timeouts - Number of lock timeouts monitor element
lock_timeouts_global	xs:long	lock_timeouts_global - Lock timeouts global monitor element
lock_wait_time	xs:long	lock_wait_time - Time waited on locks monitor element
lock_wait_time_global	xs:long	lock_wait_time_global - Lock wait time global monitor element
lock_waits_global	xs:long	lock_waits_global - Lock waits global monitor element
log_buffer_wait_time	xs:long	log_buffer_wait_time - Log buffer wait time monitor element
log_disk_wait_time	xs:long	log_disk_wait_time - Log disk wait time monitor element
log_disk_waits_total	xs:long	log_disk_waits_total - Total log disk waits monitor element
member	xs:short	member - Database member monitor element
merge_sql_stmts	xs:long	merge_sql_stmts - Merge SQL statements executed
num_assoc_agents	xs:long	num_assoc_agents - Number of Associated Agents monitor element
num_coord_agents	xs:long	num_coord_agents - Number of coordinator agents

Table 124. Detailed metrics returned for MON_GET_DATABASE_DETAILS (continued)

Element name	Data type	Description or corresponding monitor element
num_locks_held	xs:long	locks_held - Locks held monitor
num_locks_waiting	xs:long	lock_waits - Lock waits
num_log_buffer_full	xs:long	num_log_buffer_full - Number of times full log buffer caused agents to wait monitor element
num_lw_thresh_exceeded	xs:long	num_lw_thresh_exceeded - Number of lock wait thresholds exceeded monitor element
num_pooled_agents	xs:long	num_pooled_agents - Number of pooled agents monitor element
olap_func_overflows	xs:long	olap_func_overflows - OLAP Function Overflows monitor element
pages_from_block_ios	xs:long	pages_from_block_ios - Total number of pages read by block I/O monitor element
pages_from_vectored_ios	xs:long	pages_from_vectored_ios - Total number of pages read by vectored I/O monitor element
pkg_cache_inserts	xs:long	pkg_cache_inserts - Package cache inserts monitor element
pkg_cache_lookups	xs:long	pkg_cache_lookups - Package cache lookups monitor element
pkg_cache_num_overflows	xs:long	pkg_cache_num_overflows - Package Cache Overflows
pool_async_col_gbp_indep_pages_found_in_lbp	xs:nonNegativeInteger	pool_async_col_gbp_indep_pages_found_in_lbp - Asynchronous group buffer pool column-organized independent data pages found in local buffer pool monitor element
pool_async_col_gbp_invalid_pages	xs:nonNegativeInteger	pool_async_col_gbp_invalid_pages - Asynchronous group buffer pool column-organized invalid data pages monitor element
pool_async_col_gbp_l_reads	xs:nonNegativeInteger	pool_async_col_gbp_l_reads - Asynchronous group buffer pool column-organized logical reads monitor element
pool_async_col_gbp_p_reads	xs:nonNegativeInteger	pool_async_col_gbp_p_reads - Asynchronous group buffer pool column-organized physical reads monitor element
pool_async_col_lbp_pages_found	xs:nonNegativeInteger	pool_async_col_lbp_pages_found - Asynchronous local buffer pool column-organized pages found monitor element
pool_async_col_read_reqs	xs:nonNegativeInteger	pool_async_col_read_reqs - Buffer pool asynchronous column-organized read requests monitor element
pool_async_col_reads	xs:nonNegativeInteger	pool_async_col_reads - Buffer pool asynchronous column-organized reads monitor element
pool_async_col_writes	xs:nonNegativeInteger	pool_async_col_writes - Buffer pool asynchronous column-organized writes monitor element
pool_async_data_gbp_indep_pages_found_in_lbp	xs:long	pool_async_data_gbp_indep_pages_found_in_lbp - Group buffer pool independent data pages found by asynchronous EDUs in a local buffer pool monitor element
pool_async_data_gbp_invalid_pages	xs:long	pool_async_data_gbp_invalid_pages - Asynchronous group buffer pool invalid data pages monitor element
pool_async_data_gbp_l_reads	xs:long	pool_async_data_gbp_l_reads - Asynchronous group buffer pool data logical reads monitor element
pool_async_data_gbp_p_reads	xs:long	pool_async_data_gbp_p_reads - Asynchronous group buffer pool data physical reads monitor element
pool_async_data_lbp_pages_found	xs:long	pool_async_data_lbp_pages_found - Asynchronous local buffer pool data pages found monitor element
pool_async_data_read_reqs	xs:long	pool_async_data_read_reqs - Buffer pool asynchronous read requests monitor element
pool_async_data_reads	xs:long	pool_async_data_reads - Buffer pool asynchronous data reads monitor element
pool_async_data_writes	xs:long	pool_async_data_writes - Buffer pool asynchronous data writes monitor element

Table 124. Detailed metrics returned for MON_GET_DATABASE_DETAILS (continued)

Element name	Data type	Description or corresponding monitor element
pool_async_index_gbp_indep_pages_found_in_lbp	xs:long	pool_async_index_gbp_indep_pages_found_in_lbp - Group buffer pool independent index pages found by asynchronous EDUs in a local buffer pool monitor element
pool_async_index_gbp_invalid_pages	xs:long	pool_async_index_gbp_invalid_pages - Asynchronous group buffer pool invalid index pages monitor element
pool_async_index_gbp_l_reads	xs:long	pool_async_index_gbp_l_reads - Asynchronous group buffer pool index logical reads monitor element
pool_async_index_gbp_p_reads	xs:long	pool_async_index_gbp_p_reads - Asynchronous group buffer pool index physical reads monitor element
pool_async_index_lbp_pages_found	xs:long	pool_async_index_lbp_pages_found - Asynchronous local buffer pool index pages found monitor element
pool_async_index_read_reqs	xs:long	pool_async_index_read_reqs - Buffer pool asynchronous index read requests monitor element
pool_async_index_reads	xs:long	pool_async_index_reads - Buffer pool asynchronous index reads monitor element
pool_async_index_writes	xs:long	pool_async_index_writes - Buffer pool asynchronous index writes monitor element
pool_async_read_time	xs:long	pool_async_read_time - Buffer Pool Asynchronous Read Time monitor element
pool_async_write_time	xs:long	pool_async_write_time - Buffer pool asynchronous write time monitor element
pool_async_xda_gbp_indep_pages_found_in_lbp	xs:long	pool_async_xda_gbp_indep_pages_found_in_lbp - Group buffer pool independent XML storage object(XDA) pages found by asynchronous EDUs in a local buffer pool monitor element
pool_async_xda_gbp_invalid_pages	xs:long	pool_async_xda_gbp_invalid_pages - Asynchronous group buffer pool invalid XDA data pages monitor element
pool_async_xda_gbp_l_reads	xs:long	pool_async_xda_gbp_l_reads - Group buffer pool XDA data asynchronous logical read requests monitor element
pool_async_xda_gbp_p_reads	xs:long	pool_async_xda_gbp_p_reads - Group buffer pool XDA data asynchronous physical read requests monitor element
pool_async_xda_lbp_pages_found	xs:long	pool_async_xda_lbp_pages_found - Asynchronous local buffer pool XDA data pages found monitor element
pool_async_xda_read_reqs	xs:long	pool_async_xda_read_reqs - Buffer pool asynchronous XDA read requests monitor element
pool_async_xda_reads	xs:long	pool_async_xda_reads - Buffer pool asynchronous XDA data reads monitor element
pool_async_xda_writes	xs:long	pool_async_xda_writes - Buffer pool asynchronous XDA data writes monitor element
pool_col_gbp_indep_pages_found_in_lbp	xs:nonNegativeInteger	pool_col_gbp_indep_pages_found_in_lbp - Buffer pool column-organized GBP independent pages found in local buffer pool
pool_col_gbp_invalid_pages	xs:nonNegativeInteger	pool_col_gbp_invalid_pages - Buffer pool column-organized GBP invalid data pages
pool_col_gbp_l_reads	xs:nonNegativeInteger	pool_col_gbp_l_reads - Buffer pool column-organized GBP logical reads
pool_col_gbp_p_reads	xs:nonNegativeInteger	pool_col_gbp_p_reads - Buffer pool column-organized GBP physical reads
pool_col_l_reads	xs:nonNegativeInteger	pool_col_l_reads - Buffer pool column-organized logical reads
pool_col_lbp_pages_found	xs:nonNegativeInteger	pool_col_lbp_pages_found - Buffer pool column-organized LBP pages found
pool_col_p_reads	xs:nonNegativeInteger	pool_col_p_reads - Buffer pool column-organized physical reads
pool_col_writes	xs:nonNegativeInteger	pool_col_writes - Buffer pool column-organized writes

Table 124. Detailed metrics returned for MON_GET_DATABASE_DETAILS (continued)

Element name	Data type	Description or corresponding monitor element
pool_data_gbp_indep_pages_found_in_lbp	xs:long	pool_data_gbp_indep_pages_found_in_lbp - Group buffer pool independent data pages found in local buffer pool monitor element
pool_data_gbp_invalid_pages	xs:long	pool_data_gbp_invalid_pages - Group buffer pool invalid data pages monitor element
pool_data_gbp_l_reads	xs:long	pool_data_gbp_l_reads - Group buffer pool data logical reads monitor element
pool_data_gbp_p_reads	xs:long	pool_data_gbp_p_reads - Group buffer pool data physical reads monitor element
pool_data_l_reads	xs:long	pool_data_l_reads - Buffer pool data logical reads monitor element
pool_data_lbp_pages_found	xs:long	pool_data_lbp_pages_found - Local buffer pool found data pages monitor element
pool_data_p_reads	xs:long	pool_data_p_reads - Buffer pool data physical reads monitor element
pool_data_writes	xs:long	pool_data_writes - Buffer pool data writes monitor element
pool_drty_pg_steal_clns	xs:long	pool_drty_pg_steal_clns - Buffer pool victim page cleaners triggered monitor element
pool_drty_pg_thrsh_clns	xs:long	pool_drty_pg_thrsh_clns - Buffer pool threshold cleaners triggered monitor element
pool_failed_async_col_reqs	xs:nonNegativeInteger	pool_failed_async_col_reqs - Failed column-organized prefetch requests
pool_failed_async_data_reqs	xs:long	pool_failed_async_data_reqs - Failed data prefetch requests monitor element
pool_failed_async_index_reqs	xs:long	pool_failed_async_index_reqs - Failed index prefetch requests monitor element
pool_failed_async_other_reqs	xs:long	pool_failed_async_other_reqs - Failed non-prefetch requests monitor element
pool_failed_async_temp_data_reqs	xs:long	pool_failed_async_temp_data_reqs - Failed data prefetch requests for temporary table spaces monitor element
pool_failed_async_temp_index_reqs	xs:long	pool_failed_async_temp_index_reqs - Failed index prefetch requests for temporary table spaces monitor element
pool_failed_async_temp_col_reqs	xs:nonNegativeInteger	pool_failed_async_temp_col_reqs - Failed column-organized temporary prefetch requests
pool_failed_async_temp_xda_reqs	xs:long	pool_failed_async_temp_xda_reqs - Failed XDA prefetch requests for temporary table spaces monitor element
pool_failed_async_xda_reqs	xs:long	pool_failed_async_xda_reqs - Failed XDA prefetch requests monitor element
pool_index_gbp_indep_pages_found_in_lbp	xs:long	pool_index_gbp_indep_pages_found_in_lbp - Group buffer pool independent index pages found in local buffer pool monitor element
pool_index_gbp_invalid_pages	xs:long	pool_index_gbp_invalid_pages - Group buffer pool invalid index pages monitor element
pool_index_gbp_l_reads	xs:long	pool_index_gbp_l_reads - Group buffer pool index logical reads monitor element
pool_index_gbp_p_reads	xs:long	pool_index_gbp_p_reads - Group buffer pool index physical reads monitor elements
pool_index_l_reads	xs:long	pool_index_l_reads - Buffer pool index logical reads monitor element
pool_index_lbp_pages_found	xs:long	pool_index_lbp_pages_found - Local buffer pool index pages found monitor element
pool_index_p_reads	xs:long	pool_index_p_reads - Buffer pool index physical reads monitor element
pool_index_writes	xs:long	pool_index_writes - Buffer pool index writes monitor element

Table 124. Detailed metrics returned for MON_GET_DATABASE_DETAILS (continued)

Element name	Data type	Description or corresponding monitor element
pool_lsn_gap_clns	xs:long	pool_lsn_gap_clns - Buffer pool log space cleaners triggered monitor element
pool_no_victim_buffer	xs:long	pool_no_victim_buffer - Buffer pool no victim buffers monitor element
pool_queued_async_col_reqs	xs:nonNegativeInteger	pool_queued_async_col_reqs - Column-organized prefetch requests
pool_queued_async_data_pages	xs:long	pool_queued_async_data_pages - Data pages prefetch requests monitor element
pool_queued_async_data_reqs	xs:long	pool_queued_async_data_reqs - Data prefetch requests monitor element
pool_queued_async_index_pages	xs:long	pool_queued_async_index_pages - Index pages prefetch requests monitor element
pool_queued_async_index_reqs	xs:long	pool_queued_async_index_reqs - Index prefetch requests monitor element
pool_queued_async_col_pages	xs:nonNegativeInteger	pool_queued_async_col_pages - Column-organized page prefetch requests
pool_queued_async_temp_col_pages	xs:nonNegativeInteger	pool_queued_async_temp_col_pages - Column-organized page temporary prefetch requests
pool_queued_async_temp_col_reqs	xs:nonNegativeInteger	pool_queued_async_temp_col_reqs - Column-organized temporary prefetch requests
pool_queued_async_other_reqs	xs:long	pool_queued_async_other_reqs - Other requests handled by prefetchers monitor element
pool_queued_async_temp_data_pages	xs:long	pool_queued_async_temp_data_pages - Data pages prefetch requests for temporary table spaces monitor element
pool_queued_async_temp_data_reqs	xs:long	pool_queued_async_temp_data_reqs - Data prefetch requests for temporary table spaces monitor element
pool_queued_async_temp_index_pages	xs:long	pool_queued_async_temp_index_pages - Index pages prefetch requests for temporary table spaces monitor element
pool_queued_async_temp_index_reqs	xs:long	pool_queued_async_temp_index_reqs - Index prefetch requests for temporary table spaces monitor element
pool_queued_async_temp_xda_pages	xs:long	pool_queued_async_temp_xda_pages - XDA data pages prefetch requests for temporary table spaces monitor element
pool_queued_async_temp_xda_reqs	xs:long	pool_queued_async_temp_xda_reqs - XDA data prefetch requests for temporary table spaces monitor element
pool_queued_async_xda_pages	xs:long	pool_queued_async_xda_pages - XDA pages prefetch requests monitor element
pool_queued_async_xda_reqs	xs:long	pool_queued_async_xda_reqs - XDA prefetch requests monitor element
pool_read_time	xs:long	pool_read_time - Total buffer pool physical read time monitor element
pool_temp_col_l_reads	xs:nonNegativeInteger	pool_temp_col_l_reads - Buffer pool column-organized temporary logical reads
pool_temp_col_p_reads	xs:nonNegativeInteger	pool_temp_col_p_reads - Buffer pool column-organized temporary physical reads
pool_temp_data_l_reads	xs:long	pool_temp_data_l_reads - Buffer pool temporary data logical reads monitor element
pool_temp_data_p_reads	xs:long	pool_temp_data_p_reads - Buffer pool temporary data physical reads monitor element
pool_temp_index_l_reads	xs:long	pool_temp_index_l_reads - Buffer pool temporary index logical reads monitor element
pool_temp_index_p_reads	xs:long	pool_temp_index_p_reads - Buffer pool temporary index physical reads monitor element
pool_temp_xda_l_reads	xs:long	pool_temp_xda_l_reads - Buffer pool temporary XDA data logical reads monitor element

Table 124. Detailed metrics returned for MON_GET_DATABASE_DETAILS (continued)

Element name	Data type	Description or corresponding monitor element
pool_temp_xda_p_reads	xs:long	pool_temp_xda_p_reads - Buffer pool temporary XDA data physical reads monitor element
pool_write_time	xs:long	pool_write_time - Total buffer pool physical write time monitor element
pool_xda_gbp_indep_pages_found_in_lbp	xs:long	pool_xda_gbp_indep_pages_found_in_lbp - Group buffer pool XDA independent pages found in local buffer pool monitor element
pool_xda_gbp_invalid_pages	xs:long	pool_xda_gbp_invalid_pages - Group buffer pool invalid XDA data pages monitor element
pool_xda_gbp_l_reads	xs:long	pool_xda_gbp_l_reads - Group buffer pool XDA data logical read requests monitor element
pool_xda_gbp_p_reads	xs:long	pool_xda_gbp_p_reads - Group buffer pool XDA data physical read requests monitor element
pool_xda_l_reads	xs:long	pool_xda_l_reads - Buffer pool XDA data logical reads monitor element
pool_xda_lbp_pages_found	xs:long	pool_xda_lbp_pages_found - Local buffer pool XDA data pages found monitor element
pool_xda_p_reads	xs:long	pool_xda_p_reads - Buffer pool XDA data physical reads monitor element
pool_xda_writes	xs:long	pool_xda_writes - Buffer pool XDA data writes monitor element
post_shrthreshold_hash_joins	xs:long	post_shrthreshold_hash_joins - Post threshold hash joins monitor element
post_shrthreshold_sorts	xs:long	post_shrthreshold_sorts - Post shared threshold sorts monitor element
post_threshold_col_vector_consumers	xs:long	post_threshold_col_vector_consumers - Post threshold columnar_vector consumers
post_threshold_hash_grpbys	xs:long	post_threshold_hash_grpbys - Hash group by threshold monitor element
post_threshold_hash_joins	xs:long	post_threshold_hash_joins - Hash Join Threshold monitor element
post_threshold_olap_funcs	xs:long	post_threshold_olap_funcs - OLAP function threshold monitor element
post_threshold_peas	xs:long	post_threshold_peas - Partial early aggregation threshold monitor element
post_threshold_peds	xs:long	post_threshold_peds - Partial early distincts threshold monitor element
post_threshold_sorts	xs:long	post_threshold_sorts - Post threshold sorts monitor element
prefetch_wait_time	xs:long	prefetch_wait_time - Time waited for prefetch monitor element
prefetch_waits	xs:long	prefetch_waits - Prefetcher wait count monitor element
locks_waiting	xs:long	locks_waiting - Current agents waiting on locks monitor element
reclaim_wait_time	xs:long	reclaim_wait_time - Reclaim wait time monitor element
rows_deleted	xs:long	rows_deleted - Rows deleted monitor element
rows_inserted	xs:long	rows_inserted - Rows inserted monitor element
rows_modified	xs:long	rows_modified - Rows modified monitor element
rows_read	xs:long	rows_read - Rows read monitor element
rows_returned	xs:long	rows_returned - Rows returned monitor element
rows_updated	xs:long	rows_updated - Rows updated monitor element
rqsts_completed_total	xs:long	rqsts_completed_total - Total requests completed monitor element
select_sql_stmts	xs:long	select_sql_stmts - Select SQL Statements Executed monitor element

Table 124. Detailed metrics returned for MON_GET_DATABASE_DETAILS (continued)

Element name	Data type	Description or corresponding monitor element
shr_workspace_active	xs:nonNegativeInteger	shr_workspace_active - Shared workspace active memory monitor element
shr_workspace_inactive	xs:nonNegativeInteger	shr_workspace_inactive - Shared workspace inactive memory monitor element
skipped_prefetch_data_p_reads	xs:long	skipped_prefetch_data_p_reads - Skipped prefetch data physical reads monitor element
skipped_prefetch_index_p_reads	xs:long	skipped_prefetch_index_p_reads - Skipped prefetch index physical reads monitor element
skipped_prefetch_col_p_reads	xs:nonNegativeInteger	skipped_prefetch_col_p_reads - Skipped prefetch column-organized physical reads monitor element
skipped_prefetch_temp_col_p_reads	xs:nonNegativeInteger	skipped_prefetch_temp_col_p_reads - Skipped prefetch column-organized temporary physical reads monitor element
skipped_prefetch_uow_col_p_reads	xs:nonNegativeInteger	skipped_prefetch_uow_col_p_reads - Skipped prefetch unit of work column-organized physical reads monitor element
skipped_prefetch_uow_temp_col_p_reads	xs:nonNegativeInteger	skipped_prefetch_uow_temp_col_p_reads - Skipped prefetch unit of work column-organized temporary physical reads monitor element
skipped_prefetch_temp_data_p_reads	xs:long	skipped_prefetch_temp_data_p_reads - Skipped prefetch temporary data physical reads monitor element
skipped_prefetch_temp_index_p_reads	xs:long	skipped_prefetch_temp_index_p_reads - Skipped prefetch temporary index physical reads monitor element
skipped_prefetch_temp_xda_p_reads	xs:long	skipped_prefetch_temp_xda_p_reads - Skipped prefetch temporary XDA data physical reads monitor element
skipped_prefetch_uow_data_p_reads	xs:long	skipped_prefetch_uow_data_p_reads - Skipped prefetch unit of work data physical reads monitor element
skipped_prefetch_uow_index_p_reads	xs:long	skipped_prefetch_uow_index_p_reads - Skipped prefetch unit of work index physical reads monitor element
skipped_prefetch_uow_temp_data_p_reads	xs:long	skipped_prefetch_uow_temp_data_p_reads - Skipped prefetch unit of work temporary data physical reads monitor element
skipped_prefetch_uow_temp_index_p_reads	xs:long	skipped_prefetch_uow_temp_index_p_reads - Skipped prefetch unit of work temporary index physical reads monitor element
skipped_prefetch_uow_temp_xda_p_reads	xs:long	skipped_prefetch_uow_temp_xda_p_reads - Skipped prefetch unit of work temporary XDA data physical reads monitor element
skipped_prefetch_uow_xda_p_reads	xs:long	skipped_prefetch_uow_xda_p_reads - Skipped prefetch unit of work XDA data physical reads monitor element
skipped_prefetch_xda_p_reads	xs:long	skipped_prefetch_xda_p_reads - Skipped prefetch XDA physical reads monitor element
sort_consumer_heap_top	xs:long	sort_consumer_heap_top - Individual private sort heap consumer high watermark
sort_consumer_shrheap_top	xs:long	sort_consumer_shrheap_top - Individual shared sort heap consumer high watermark
sort_heap_allocated	xs:long	sort_heap_allocated - Total Sort Heap Allocated monitor element
sort_heap_top	xs:long	sort_heap_top - Sort private heap high watermark
sort_overflows	xs:long	sort_overflows - Sort overflows monitor element
sort_shrheap_allocated	xs:long	sort_shrheap_allocated - Sort Share Heap Currently Allocated monitor element
sort_shrheap_top	xs:long	sort_shrheap_top - Sort share heap high watermark monitor element
spacemappage_reclaim_wait_time	xs:long	spacemappage_reclaim_wait_time - Space map page reclaim wait time monitor element
static_sql_stmts	xs:long	static_sql_stmts - Static SQL Statements Attempted monitor element

Table 124. Detailed metrics returned for MON_GET_DATABASE_DETAILS (continued)

Element name	Data type	Description or corresponding monitor element
stats_cache_size	xs:long	stats_cache_size - Size of statistics cache
tcPIP_recv_volume	xs:long	tcPIP_recv_volume - TCP/IP received volume monitor element
tcPIP_recv_wait_time	xs:long	tcPIP_recv_wait_time - TCP/IP received wait time monitor element
tcPIP_recvs_total	xs:long	tcPIP_recvs_total - TCP/IP receives total monitor element
tcPIP_send_volume	xs:long	tcPIP_send_volume - TCP/IP send volume monitor element
tcPIP_send_wait_time	xs:long	tcPIP_send_wait_time - TCP/IP send wait time monitor element
tcPIP_sends_total	xs:long	tcPIP_sends_total - TCP/IP sends total monitor element
thresh_violations	xs:long	thresh_violations - Number of threshold violations monitor element
total_act_time	xs:long	total_act_time - Total activity time monitor element
total_act_wait_time	xs:long	total_act_wait_time - Total activity wait time monitor element
total_app_commits	xs:long	total_app_commits - Total application commits monitor elements
total_app_rollbacks	xs:long	total_app_rollbacks - Total application rollbacks monitor element
total_app_rqst_time	xs:long	total_app_rqst_time - Total application request time monitor element
total_app_section_executions	xs:long	total_app_section_executions - Total application section executions monitor element
total_async_runstats	xs:long	total_async_runstats - Total number of asynchronous RUNSTATS requests
total_backup_proc_time	xs:long	total_backup_proc_time - Total non-wait time for online backups
total_backup_time	xs:long	total_backup_time - Total elapsed time for online backups
total_backups	xs:long	total_backups - Total backups
total_col_executions	xs:nonNegativeInteger	total_col_executions - Total column-organized executions
total_col_proc_time	xs:nonNegativeInteger	total_col_proc_time - Total column-organized processing time
total_col_synopsis_executions	xs:nonNegativeInteger	total_col_synopsis_executions - Total column-organized synopsis table executions monitor element
total_col_synopsis_proc_time	xs:nonNegativeInteger	total_col_synopsis_proc_time - Total column-organized synopsis table processing time monitor element
total_col_synopsis_time	xs:nonNegativeInteger	total_col_synopsis_time - Total column-organized synopsis table time monitor element
total_col_time	xs:nonNegativeInteger	total_col_time - Total column-organized time
total_col_vector_consumers	xs:long	total_col_vector_consumers - Total columnar_vector consumers
total_commit_proc_time	xs:long	total_commit_proc_time - Total commits processing time monitor element
total_commit_time	xs:long	total_commit_time - Total commit time monitor element
total_compilations	xs:long	total_compilations - Total compilations monitor element
total_compile_proc_time	xs:long	total_compile_proc_time - Total compile processing time monitor element
total_compile_time	xs:long	total_compile_time - Total compile time monitor element
total_connect_authentication_proc_time	xs:long	total_connect_authentication_proc_time - Total connection authentication processing time monitor element
total_connect_authentication_time	xs:long	total_connect_authentication_time - Total connection or switch user authentication request time monitor element
total_connect_authentications	xs:long	total_connect_authentications - Connections or switch user authentications performed monitor element

Table 124. Detailed metrics returned for MON_GET_DATABASE_DETAILS (continued)

Element name	Data type	Description or corresponding monitor element
total_connect_request_proc_time	xs:long	total_connect_request_proc_time - Total connection or switch user request processing time monitor element
total_connect_request_time	xs:long	total_connect_request_time - Total connection or switch user request time monitor element
total_connect_requests	xs:long	total_connect_requests - Connection or switch user requests monitor element
total_cons	xs:long	total_cons - Connects Since Database Activation monitor element
total_cpu_time	xs:long	total_cpu_time - Total CPU time monitor element
total_disp_run_queue_time	xs:long	total_disp_run_queue_time - Total dispatcher run queue time monitor element
total_extended_latch_wait_time	xs:long	total_extended_latch_wait_time - Total extended latch wait time monitor element
total_extended_latch_waits	xs:long	total_extended_latch_waits - Total extended latch waits monitor element
total_hash_grpbys	xs:long	total_hash_grpbys - Total hash group by operations
total_hash_joins	xs:long	total_hash_joins - Total Hash Joins monitor element
total_hash_loops	xs:long	total_hash_loops - Total Hash Loops monitor element
total_implicit_compilations	xs:long	total_implicit_compilations - Total implicit complications monitor element
total_implicit_compile_proc_time	xs:long	total_implicit_compile_proc_time - Total implicit compile processing time monitor element
total_implicit_compile_time	xs:long	total_implicit_compile_time - Total implicit compile time monitor element
total_index_build_proc_time	xs:long	total_index_build_proc_time - Total non-wait time spent building indexes due to index creation
total_index_build_time	xs:long	total_index_build_time - Total time spent building indexes due to index creation
total_indexes_built	xs:long	total_indexes_built - Total number of indexes built
total_load_proc_time	xs:long	total_load_proc_time - Total load processing time monitor element
total_load_time	xs:long	total_load_time - Total load time monitor element
total_loads	xs:long	total_loads - Total loads monitor element
total_olap_funcs	xs:long	total_olap_funcs - Total OLAP Functions monitor element
total_peas	xs:long	total_peas - Total partial early aggregations monitor element
total_peds	xs:long	total_peds - Total partial early distincts monitor element
total_reorg_proc_time	xs:long	total_reorg_proc_time - Total reorganization processing time monitor element
total_reorg_time	xs:long	total_reorg_time - Total reorganization time monitor element
total_reorgs	xs:long	total_reorgs - Total reorganizations monitor element
total_rollback_proc_time	xs:long	total_rollback_proc_time - Total rollback processing time monitor element
total_rollback_time	xs:long	total_rollback_time - Total rollback time monitor element
total_routine_invocations	xs:long	total_routine_invocations - Total routine invocations monitor elements
total_routine_time	xs:long	total_routine_time - Total routine time monitor element
total_routine_user_code_proc_time	xs:long	total_routine_user_code_proc_time - Total routine user code processing time monitor element
total_routine_user_code_time	xs:long	total_routine_user_code_time - Total routine user code time monitor element

Table 124. Detailed metrics returned for MON_GET_DATABASE_DETAILS (continued)

Element name	Data type	Description or corresponding monitor element
total_rqst_mapped_in	xs:long	total_rqst_mapped_in - Total request mapped-in monitor element
total_rqst_mapped_out	xs:long	total_rqst_mapped_out - Total request mapped-out monitor element
total_rqst_time	xs:long	total_rqst_time - Total request time monitor element
total_runstats	xs:long	total_runstats - Total runtime statistics monitor element
total_runstats_proc_time	xs:long	total_runstats_proc_time - Total runtime statistics processing time monitor element
total_runstats_time	xs:long	total_runstats_time - Total runtime statistics time monitor element
total_sec_cons	xs:long	total_sec_cons - Secondary Connections monitor element
total_section_proc_time	xs:long	total_section_proc_time - Total section processing time monitor element
total_section_sort_proc_time	xs:long	total_section_sort_proc_time - Total section sort processing time monitor element
total_section_sort_time	xs:long	total_section_sort_time - Total section sort time monitor element
total_section_sorts	xs:long	total_section_sorts - Total section sorts monitor element
total_section_time	xs:long	total_section_time - Total section time monitor element
total_sorts	xs:long	total_sorts - Total sorts monitor element
total_stats_fabrication_proc_time	xs:long	total_stats_fabrication_proc_time - Total statistics fabrication processing time monitor element
total_stats_fabrication_time	xs:long	total_stats_fabrication_time - Total statistics fabrication time monitor element
total_stats_fabrications	xs:long	total_stats_fabrications - Total statistics fabrications monitor elements
total_sync_runstats	xs:long	total_sync_runstats - Total synchronous RUNSTATS activities monitor element
total_sync_runstats_proc_time	xs:long	total_sync_runstats_proc_time - Total synchronous RUNSTATS processing time monitor element
total_sync_runstats_time	xs:long	total_sync_runstats_time - Total synchronous RUNSTATS time monitor elements
total_wait_time	xs:long	total_wait_time - Total wait time monitor element
tq_sort_heap_rejections	xs:long	tq_sort_heap_rejections - Table queue sort heap rejections monitor element
tq_sort_heap_requests	xs:long	tq_sort_heap_requests - Table queue sort heap requests monitor element
tq_tot_send_spills	xs:long	tq_tot_send_spills - Total number of table queue buffers overflowed monitor element
uid_sql_stmts	xs:long	uid_sql_stmts - Update/Insert/Delete SQL Statements Executed monitor element
unread_prefetch_pages	xs:long	unread_prefetch_pages - Unread prefetch pages monitor element
vectored_ios	xs:long	vectored_ios - Number of vectored I/O requests monitor element
wlm_queue_assignments_total	xs:long	wlm_queue_assignments_total - Workload manager total queue assignments monitor element
wlm_queue_time_total	xs:long	wlm_queue_time_total - Workload manager total queue time monitor element
xquery_stmts	xs:long	xquery_stmts - XQuery Statements Attempted monitor element

Usage notes

The schema for the XML document that is returned in the DETAILS column is available in the file `sqllib/misc/DB2MonRoutines.xsd`. Further details can be found in the file `sqllib/misc/DB2MonCommon.xsd`.

Example

Retrieve information about `rows_read`, `num_locks_waiting`, `total_cpu_time`, and `direct_reads`, at the database level on the current member.

```
SELECT wlmetrics.member as member,
       detmetrics.rows_read as rows_read,
       detmetrics.num_locks_waiting as num_locks_waiting,
       detmetrics.total_cpu_time as total_cpu_time,
       detmetrics.direct_reads as direct_reads
FROM TABLE(MON_GET_DATABASE_DETAILS(NULL)) AS WLMETRICS,
XMLTABLE (XMLNAMESPACES( DEFAULT 'http://www.ibm.com/xmlns/prod/db2/mon'),
          '$detmetric/db2_database'
          PASSING XMLPARSE(DOCUMENT WLMETRICS.DETAILS) as "detmetric"
          COLUMNS "ROWS_READ" INTEGER PATH 'system_metrics/rows_read',
                  "NUM_LOCKS_WAITING" INTEGER PATH 'system_metrics/lock_waits',
                  "TOTAL_CPU_TIME" INTEGER PATH 'system_metrics/total_cpu_time',
                  "DIRECT_READS" INTEGER PATH 'system_metrics/direc_reads'
          ) AS DETMETRICS;
```

This query returns the following output:

MEMBER	ROWS_READ	NUM_LOCKS_WAITING	TOTAL_CPU_TIME	DIRECT_READS
0	3288	0	2330014	-

MON_GET_EXTENDED_LATCH_WAIT table function - Return information for latches

This function returns information for latches which have been involved in extended latch waits. This information includes the member, latch name, number of extended waits, and time spent in extended waits.

Syntax

```
➔ MON_GET_EXTENDED_LATCH_WAIT — ( — member — ) ➔
```

The schema is SYSPROC.

Table function parameters

member

The member ID for which to return data. If NULL or -1 is specified, data for the currently connected member will be returned. If -2 is specified, data from all active members will be returned. Otherwise, only data for the specified member will be returned. If an invalid, undefined, or offline member is specified, no data will be returned.

Authorization

One of the following authorities is required to execute the routine:

- EXECUTE privilege on the routine
- DATAACCESS authority
- DBADM authority
- SQLADM authority

Default PUBLIC privilege

None

Usage notes

The MON_GET_EXTENDED_LATCH_WAIT returns informations about which latches on a given member have been involved in extended latch waits, including how much time and how many times the particular latch has been involved in extended latch waits. This information will be collected as part of the base monitor metrics.

Information returned

Column Name	Data Type	Description
MEMBER	SMALLINT	member - Database member
LATCH_NAME	VARCHAR(256)	latch_name - Latch name monitor element
TOTAL_EXTENDED_LATCH_WAITS	BIGINT	total_extended_latch_waits - Total extended latch waits
TOTAL_EXTENDED_LATCH_WAIT_TIME	BIGINT	total_extended_latch_wait_time - Total extended latch wait time

MON_GET_EXTENT_MOVEMENT_STATUS - get extent movement progress

The MON_GET_EXTENT_MOVEMENT_STATUS table function returns the status of the extent movement operation.

Syntax

► MON_GET_EXTENT_MOVEMENT_STATUS ((— *tbsp_name* — , — *member* —)) ◄

The schema is SYSPROC.

Table function parameters

tbsp_name

An input argument of type VARCHAR(128) that specifies the table space to query. If the argument value is null, the function returns information for all table spaces.

member

An input argument of type INTEGER that specifies a valid member inside the same instance as the currently connected database. Specify -1 for the current database member, or -2 for all active database members. If the argument value is null, -1 is set implicitly.

Authorization

One of the following authorities is required to execute the routine:

- EXECUTE privilege on the routine
- DATAACCESS authority
- DBADM authority
- SQLADM authority

Default PUBLIC privilege

None

Example

Retrieve all information about the current extent progress for all table spaces:

```
SELECT * FROM TABLE(SYSPROC.MON_GET_EXTENT_MOVEMENT_STATUS('', -1))
```

Here is an example of the output from the preceding query:

```
TBSP_NAME      TBSP_ID  MEMBER  CURRENT_EXTENT  LAST_EXTENT  NUM_EXTENTS_MOVED
-----
SYSCATSPACE    0        0        -1             -1             -1
TEMPSPACE1     1        0        -1             -1             -1
USERSPACE1     2        0        -1             -1             -1
TS_01A         3        0        -1             -1             -1
SYSTOOLSPACE   4        0        -1             -1             -1
```

5 record(s) selected.

Output from the query continued:

```
... NUM_EXTENTS_LEFT  TOTAL_MOVE_TIME  PHYSICAL_MOVE_TIME  LBP_UPDATE_TIME
...
... -1 -1 -1 -1
... -1 -1 -1 -1
... -1 -1 -1 -1
... -1 -1 -1 -1
... -1 -1 -1 -1
```

Output from the query continued:

```
... REMOTE_UPDATE_TIME  GBP_UPDATE_TIME  TOTAL_METADATA_UPDATE_TIME  EHL_LOCKWAIT_TIME
...
... -1 -1 -1 -1
... -1 -1 -1 -1
... -1 -1 -1 -1
... -1 -1 -1 -1
... -1 -1 -1 -1
```

Information returned

Table 126. Information returned for MON_GET_EXTENT_MOVEMENT_STATUS		
Column Name	Data Type	Description or corresponding monitor element
TBSP_NAME	VARCHAR(128)	tablespace_name - Table space name
TBSP_ID	BIGINT	tablespace_id - Table space identifier
MEMBER	SMALLINT	member - Member from which this information was collected
CURRENT_EXTENT	INTEGER	current_extent - Current extent being moved
LAST_EXTENT	INTEGER	last_extent - Last extent moved
NUM_EXTENTS_MOVED	INTEGER	num_extents_moved - Number of extents moved so far during this extent movement operation
NUM_EXTENTS_LEFT	INTEGER	num_extents_left - Number of extents left to move during this extent movement operation
TOTAL_MOVE_TIME	BIGINT	total_move_time - Total move time for all extents moved (in milliseconds)

Table 126. Information returned for MON_GET_EXTENT_MOVEMENT_STATUS (continued)

Column Name	Data Type	Description or corresponding monitor element
PHYSICAL_MOVE_TIME	BIGINT	physical_move_time - Physical extent move time
LBP_UPDATE_TIME	BIGINT	lbp_update_time - Local buffer pool update time
REMOTE_UPDATE_TIME	BIGINT	remote_update_time - Remote member update time
GBP_UPDATE_TIME	BIGINT	gbp_update_time - Group puffer pool update time
TOTAL_METADATA_UPDATE_TIME	BIGINT	total_metadata_update_time - Total time for metadata update for extent movement
EHL_LOCKWAIT_TIME	BIGINT	ehl_lockwait_time - Total time for EHL object lock wait

MON_GET_FCM - Get FCM metrics

The MON_GET_FCM table function returns metrics for the fast communication manager (FCM).

Syntax

►► MON_GET_FCM (— *member* —) ◄◄

The schema is SYSPROC.

Table function parameter

member

An input argument of type INTEGER that specifies a valid database member number. Specify -1 for the current database member, or -2 for information from all active database members. An active database member is where the database is available for connection and use by applications.

Authorization

One of the following authorities is required to execute the routine:

- EXECUTE privilege on the routine
- DATAACCESS authority
- DBADM authority
- SQLADM authority

Default PUBLIC privilege

None

Example

To retrieve information about the fast communication manager message buffers on all members:

```
SELECT member, buff_free, buff_free_bottom
FROM TABLE (MON_GET_FCM (-2))
```

This query returns the following:

```

MEMBER  BUFF_FREE          BUFF_FREE_BOTTOM
-----
      2          13425          13416
     10          13425          13416
      1          13425          13416

```

3 record(s) selected.

Information returned

<i>Table 127. Information returned for MON_GET_FCM</i>		
Column Name	Data Type	Description or corresponding monitor element
HOSTNAME	VARCHAR(128)	hostname - Host name
MEMBER	SMALLINT	member - Database member
BUFF_MAX	BIGINT	buff_max - Maximum possible number of FCM buffers
BUFF_TOTAL	BIGINT	buff_total - Number of currently allocated FCM buffers
BUFF_FREE	BIGINT	buff_free - FCM buffers currently free
BUFF_FREE_BOTTOM	BIGINT	buff_free_bottom - Minimum FCM buffers free
BUFF_AUTO_TUNING	SMALLINT	buff_auto_tuning - FCM buffer auto-tuning indicator
CH_MAX	BIGINT	ch_max - Maximum possible number of FCM channels
CH_TOTAL	BIGINT	ch_total - Number of currently allocated FCM channels
CH_FREE	BIGINT	ch_free - Channels currently free
CH_FREE_BOTTOM	BIGINT	ch_free_bottom - Minimum channels free
CH_AUTO_TUNING	SMALLINT	ch_auto_tuning - FCM channel auto-tuning indicator

Note: The metrics provided by this table function apply to all members on a given host machine. All members on a given host machine share the same set of buffers and channels. This means that the individual metrics will usually be the same for each member on given host machine. However, each member executes independently and the metrics might differ slightly as the resource numbers change in between the sampling on different members.

MON_GET_FCM_CONNECTION_LIST - Get details for all FCM connections

The MON_GET_FCM_CONNECTION_LIST table function returns monitor metrics for all the fast communication manager (FCM) connections on the specified member or members.

Syntax

► MON_GET_FCM_CONNECTION_LIST — (— *member* —) ►

The schema is SYSPROC.

Table function parameter

member

An input argument of type INTEGER that specifies a valid database member number. Specify -1 for the current database member, or -2 for information from all active database members. An active database member is where the database is available for connection and use by applications.

Authorization

One of the following authorities is required to execute the routine:

- EXECUTE privilege on the routine
- DATAACCESS authority
- DBADM authority
- SQLADM authority

Default PUBLIC privilege

None

Information returned

Table 128. Information returned for MON_GET_FCM_CONNECTION_LIST

Column Name	Data Type	Description or corresponding monitor element
MEMBER	SMALLINT	member - Database member
REMOTE_MEMBER	SMALLINT	remote_member - Remote member
CONNECTION_STATUS	VARCHAR(16)	connection_status - Connection status
TOTAL_BUFFERS_SENT	BIGINT	total_buffers_sent - Total FCM buffers sent
TOTAL_BUFFERS_RCVD	BIGINT	total_buffers_rcvd - Total FCM buffers received
FCM_CONGESTION_TIME	BIGINT	fcm_congestion_time - FCM congestion time
FCM_CONGESTED_SENDS	BIGINT	fcm_congested_sends - FCM congested sends
FCM_NUM_CONGESTION_TIMEOUTS	BIGINT	fcm_num_congestion_timeouts - FCM congestion timeouts
FCM_SEND_VOLUME	BIGINT	fcm_send_volume - FCM send volume
FCM_RECV_VOLUME	BIGINT	fcm_rcv_volume - FCM received volume
FCM_MESSAGE_SEND_VOLUME	BIGINT	fcm_message_send_volume - FCM message send volume
FCM_MESSAGE_RECV_VOLUME	BIGINT	fcm_message_rcv_volume - FCM message received volume
FCM_TQ_SEND_VOLUME	BIGINT	fcm_tq_send_volume - FCM table queue send volume
FCM_TQ_RECV_VOLUME	BIGINT	fcm_tq_rcv_volume - FCM table queue received volume
FCM_NUM_CONN_LOST	BIGINT	fcm_num_conn_lost - FCM lost connections
FCM_NUM_CONN_TIMEOUTS	BIGINT	fcm_num_conn_timeouts - FCM connection timeouts

MON_GET_GROUP_BUFFERPOOL

The MON_GET_GROUP_BUFFERPOOL table function returns statistics about the group buffer pool (GBP).

Syntax

►► MON_GET_GROUP_BUFFERPOOL — (— *member* —) ►►

Table function parameters

The schema is SYSPROC.

member

An input argument of type INTEGER that specifies a valid member in the same instance as the currently connected database. Specify -1 for the current database member, or -2 for all active members. If the NULL value is specified, -1 is set implicitly.

Authorization

One of the following authorities is required to execute the routine:

- EXECUTE privilege on the routine
- DATAACCESS authority
- DBADM authority
- SQLADM authority

Default PUBLIC privilege

None

Example

If the group buffer pool (GBP) does not have sufficient space when attempting to register a page or write a page to the GBP, a GBP_FULL error occurs.

The following example returns the number of times the GBP_FULL error is encountered from all members.

```
SELECT SUM(T.NUM_GBP_FULL) AS NUM_GBP_FULL
FROM TABLE(MON_GET_GROUP_BUFFERPOOL(-2)) AS T
```

The following is an example of output from this query.

```
NUM_GBP_FULL
-----
          123

1 record(s) selected.
```

If the value of NUM_GBP_FULL increases by more than one per minute, then the current size of the GBP likely does not meet your needs. In this case, increase the size of the GBP with the command:

```
UPDATE DB CFG USING CF_GBP_SIZE <new_size>
```

For this command, the value of <new_size> grows the group buffer pool to a size sufficient to slow or stop the increasing number of GBP_FULL errors.

Information Returned

Column name	Data type	Description or corresponding monitor element
MEMBER	SMALLINT	member - Database member
NUM_GBP_FULL	BIGINT	Number of times the GBP_FULL error occurs.

MON_GET_HADR table function - Returns high availability disaster recovery (HADR) monitoring information

This function returns high availability disaster recovery (HADR) monitoring information.

Authorization

One of the following authorities is required to execute the routine:

- EXECUTE privilege on the routine

- DATAACCESS authority
- DBADM authority
- SQLADM authority

Default PUBLIC privilege

None

Syntax

►► MON_GET_HADR — (— *member* —) ►►

The schema is SYSPROC.

Routine parameters

member

An input argument of type INTEGER that specifies a member number. Returned rows represent log streams being processed by the member. Specify -1 for the current database member, or -2 for all active database members. If the null value is specified, -1 is set implicitly.


Information returned

<i>Table 130. Information returned for MON_GET_HADR</i>		
Column Name	Data Type	Description
HADR_ROLE	VARCHAR(13)	hadr_role - HADR Role monitor element
REPLAY_TYPE	VARCHAR(9)	replay_type - HADR replication type monitor element
HADR_SYNCMODE	VARCHAR(10)	hadr_syncmode - HADR Synchronization Mode monitor element
STANDBY_ID	SMALLINT	standby_id - Standby ID monitor element
LOG_STREAM_ID	INTEGER	log_stream_id - Log stream ID monitor element
HADR_STATE	VARCHAR(23)	hadr_state - HADR State monitor element
HADR_FLAGS	VARCHAR(512)	hadr_flags - HADR flags monitor element
PRIMARY_MEMBER_HOST	VARCHAR(255)	primary_member_host - Primary member host monitor element
PRIMARY_INSTANCE	VARCHAR(128)	primary_instance - Primary instance monitor element
PRIMARY_MEMBER	SMALLINT	primary_member - Primary member monitor element
STANDBY_MEMBER_HOST	VARCHAR(255)	standby_member_host - Standby member hostname monitor element
STANDBY_INSTANCE	VARCHAR(128)	standby_instance - Standby instance monitor element
STANDBY_MEMBER	SMALLINT	standby_member - Standby member monitor element
HADR_CONNECT_STATUS	VARCHAR(12)	hadr_connect_status - HADR Connection Status monitor element
HADR_CONNECT_STATUS_TIME	TIMESTAMP	hadr_connect_status_time - HADR connect status time monitor element
HEARTBEAT_INTERVAL	BIGINT	heartbeat_interval - Heartbeat interval monitor element
HADR_TIMEOUT	BIGINT	hadr_timeout - HADR Timeout monitor element

Table 130. Information returned for MON_GET_HADR (continued)

Column Name	Data Type	Description
TIME_SINCE_LAST_RECV	BIGINT	time_since_last_recv - Time since last message received monitor element
PEER_WAIT_LIMIT	BIGINT	peer_wait_limit - Peer wait limit monitor element
LOG_HADR_WAIT_CUR	BIGINT	log_hadr_wait_cur - Current logger wait time monitor element
LOG_HADR_WAIT_TIME	BIGINT	log_hadr_wait_time - Total logger wait time monitor element
LOG_HADR_WAITS_TOTAL	BIGINT	log_hadr_waits_total - Total logger wait events monitor element
SOCK_SEND_BUF_REQUESTED	BIGINT	sock_send_buf_requested - Requested socket send buffer size monitor element
SOCK_SEND_BUF_ACTUAL	BIGINT	sock_send_buf_actual - Actual socket send buffer size monitor element
SOCK_RECV_BUF_REQUESTED	BIGINT	sock_recv_buf_requested - Requested socket receive buffer size monitor element
SOCK_RECV_BUF_ACTUAL	BIGINT	sock_recv_buf_actual - Actual socket receive buffer size monitor element
PRIMARY_LOG_FILE	VARCHAR(12)	primary_log_file - Primary log file monitor element
PRIMARY_LOG_PAGE	BIGINT	primary_log_page - Primary log page monitor element
PRIMARY_LOG_POS	BIGINT	primary_log_pos - Primary log position monitor element
PRIMARY_LOG_TIME	TIMESTAMP	primary_log_time - Primary log time monitor element
STANDBY_LOG_FILE	VARCHAR(12)	standby_log_file - Standby log file monitor element
STANDBY_LOG_PAGE	BIGINT	standby_log_page - Standby log page monitor element
STANDBY_LOG_POS	BIGINT	standby_log_pos - Standby log position monitor element
STANDBY_LOG_TIME	TIMESTAMP	standby_log_time - Standby log time monitor element
HADR_LOG_GAP	BIGINT	hadr_log_gap - HADR Log Gap monitor element
STANDBY_REPLAY_LOG_FILE	VARCHAR(12)	standby_replay_log_file - Standby replay log file monitor element
STANDBY_REPLAY_LOG_PAGE	BIGINT	standby_replay_log_page - Standby replay log page monitor element
STANDBY_REPLAY_LOG_POS	BIGINT	standby_replay_log_pos - Standby replay log position monitor element
STANDBY_REPLAY_LOG_TIME	TIMESTAMP	standby_replay_log_time - Standby replay log time monitor element
STANDBY_RECV_REPLAY_GAP	BIGINT	standby_recv_replay_gap - Standby receive replay gap monitor element
STANDBY_REPLAY_DELAY	BIGINT	standby_replay_delay - Standby replay delay monitor element

Table 130. Information returned for MON_GET_HADR (continued)

Column Name	Data Type	Description
STANDBY_RECV_BUF_SIZE	BIGINT	standby_recv_buf_size - Standby receive buffer size monitor element
STANDBY_RECV_BUF_PERCENT	DOUBLE	standby_recv_buf_percent - Standby receive buffer percentage monitor element
STANDBY_SPOOL_LIMIT	BIGINT	standby_spool_limit - Standby spool limit monitor element
STANDBY_SPOOL_PERCENT	DOUBLE	standby_spool_percent - Standby spool percentage monitor element
PEER_WINDOW	BIGINT	peer_window - Peer window monitor element
PEER_WINDOW_END	TIMESTAMP	peer_window_end - Peer window end
TAKEOVER_APP_REMAINING_PRIMARY	BIGINT	takeover_app_remaining_primary - Applications remaining on primary monitor element
TAKEOVER_APP_REMAINING_STANDBY	BIGINT	takeover_app_remaining_standby - Applications remaining on standby monitor element
READS_ON_STANDBY_ENABLED	CHAR(1)	reads_on_standby_enabled - reads on standby enabled monitor element
STANDBY_REPLAY_ONLY_WINDOW_ACTIVE	CHAR(1)	standby_replay_only_window_active - Standby replay only window active monitor element
STANDBY_REPLAY_ONLY_WINDOW_START	TIMESTAMP	standby_replay_only_window_start - Replay only window start time monitor element
STANDBY_REPLAY_ONLY_WINDOW_TRAN_COUNT	BIGINT	standby_replay_only_window_tran_count - Replay only window transactions monitor element
HEARTBEAT_MISSED	INTEGER	heartbeat_missed - Heartbeats missed monitor element
HEARTBEAT_EXPECTED	INTEGER	heartbeat_expected - Heartbeats expected monitor element
STANDBY_ERROR_TIME	TIMESTAMP	standby_error_time - Standby error time monitor element
HADR_LAST_TAKEOVER_TIME	TIMESTAMP	hadr_last_takeover_time - HADR last takeover time monitor element
 Attention: This monitor element is only available in Db2 version 11.5.2 and later versions.		

Usage notes

HADR pair view

Certain fields are applicable to primary or standby only. For example, PEER_WAIT_LIMIT is applicable only to primary, STANDBY_RECV_BUF_SIZE, STANDBY_SPOOL_LIMIT, READS_ON_STANDBY_ENABLED are applicable only to standby. When this kind of information is reported, the database currently in the role is used (which may be the remote database), rather than the local database. For example, PEER_WAIT_LIMIT seen on a standby database is the value

configured on the primary database, not the local config of standby database (which will be used only when the standby turns into primary).

Information about remote database

Primary and standby exchange monitoring information via heartbeat messages. Therefore information about the remote database can be slightly out of date. See heartbeat interval (reported in table function) to estimate timeliness of information (network latency can add additional delay). If a database has never connected to its partner database since activation, information about remote database may be returned as SQL NULL to indicate "unknown".

Log shipping channel end points

The end points for a log shipping channel is uniquely identified by host, instance and member:

- Primary side: PRIMARY_MEMBER_HOST, PRIMARY_INSTANCE, PRIMARY_MEMBER
- Standby side: STANDBY_MEMBER_HOST, STANDBY_INSTANCE, STANDBY_MEMBER

Until a connection is made, end point information of remote end may not be available. When information not available, empty strings will be returned for host and instance names and zero returned for member ID. In addition when in a Db2 Enterprise Server Edition environment, 0 is always returned for the member ID.

Note on unit of time duration

Per monitor table function convention, all MON_GET_HADR time duration fields use milliseconds as unit. For those fields reflecting a configuration parameter (such as HADR_TIMEOUT, HADR_PEER_WINDOW) whose unit in configuration is seconds, the number returned by MON_GET_HADR table function will be different from the number used in **db2 get/update db cfg** command, and the number returned by SYSIBMADM.DBCFG admin view or SYSPROC.DB_GET_CFG() table function. For example, for a 60 second HADR_TIMEOUT value, MON_GET_HADR will return 60000, while the configuration oriented interfaces will return 60. To convert the millisecond number to second, use column_name/1000 in your query.

Usage during takeover

During takeover, there may be a period when clients cannot connect to either primary or standby database. The recommended monitoring method during takeover is **db2pd -hadr**.

Column Order and Groups:

1. Cluster level summary: HADR_ROLE, REPLAY_TYPE, HADR_SYNCMODE.
2. Log stream level summary: STANDBY_ID, LOG_STREAM_ID, HADR_STATE
3. Log shipping channel end points:
 - a. Primary side: PRIMARY_MEMBER_HOST, PRIMARY_INSTANCE, PRIMARY_MEMBER
 - b. Standby side: STANDBY_MEMBER_HOST, STANDBY_INSTANCE, STANDBY_MEMBER

The end points uniquely identify an HADR log shipping channel in all scenarios. Host, instance or MEMBER_ID uniquely identifies a member.
4. Connection details:
 - a. Status: HADR_CONNECT_STATUS, HADR_CONNECT_STATUS_TIME
 - b. Network timing: HEARTBEAT_INTERVAL, HADR_TIMEOUT, TIME_SINCE_LAST_RECV
 - c. Logger wait timing: PEER_WAIT_LIMIT, LOG_HADR_WAIT_CUR, LOG_HADR_WAIT_TIME, LOG_HADR_WAITS_TOTAL
 - d. TCP buffer size: SOCK_SEND_BUF_REQUESTED, SOCK_SEND_BUF_ACTUAL, SOCK_RECV_BUF_REQUESTED, SOCK_RECV_BUF_ACTUAL
5. Log position details:
 - a. Primary log position: PRIMARY_LOG_FILE, PRIMARY_LOG_PAGE, PRIMARY_LOG_POS, PRIMARY_LOG_TIME

- b. Standby log receive position: STANDBY_LOG_FILE, STANDBY_LOG_PAGE, STANDBY_LOG_POS, STANDBY_LOG_TIME
 - c. Primary-standby log gap: HADR_LOG_GAP
 - d. Standby log replay position: STANDBY_REPLAY_LOG_FILE, STANDBY_REPLAY_LOG_PAGE, STANDBY_REPLAY_LOG_POS, STANDBY_REPLAY_LOG_TIME
 - e. Standby receive-replay gap: STANDBY_RECV_REPLAY_GAP
 - f. Replay delay: STANDBY_REPLAY_DELAY
6. Log buffer and spooling: STANDBY_RECV_BUF_SIZE, STANDBY_RECV_BUF_PERCENT, STANDBY_SPOOL_LIMIT
 7. Peer window: PEER_WINDOW, PEER_WINDOW_END
 8. Takeover: TAKEOVER_APP_REMAINING_PRIMARY, TAKEOVER_APP_REMAINING_STANDBY
 9. Reads on Standby: READS_ON_STANDBY_ENABLED, STANDBY_REPLAY_ONLY_WINDOW_ACTIVE, STANDBY_REPLAY_ONLY_WINDOW_START, STANDBY_REPLAY_ONLY_WINDOW_TRAN_COUNT

Examples

1.

```
SELECT HADR_ROLE, STANDBY_ID, HADR_STATE, varchar(PRIMARY_MEMBER_HOST ,20)
as PRIMARY_MEMBER_HOST, varchar(STANDBY_MEMBER_HOST ,20)
as STANDBY_MEMBER_HOST from table(MON_GET_HADR(NULL))
```

The following is an example of output from this query.

```
HADR_ROLE      STANDBY_ID HADR_STATE      PRIMARY_MEMBER_HOST
-----
PRIMARY        1 PEER            hostP.ibm.com
PRIMARY        2 REMOTE_CATCHUP hostP.ibm.com
PRIMARY        3 REMOTE_CATCHUP hostP.ibm.com

STANDBY_MEMBER_HOST
-----
hostS1.ibm.com
hostS2.ibm.com
hostS3.ibm.com

3 record(s) selected.
```

Query is issued to a primary database with 3 standbys in which 3 rows are returned. Each row represents a primary-standby log shipping channel. The HADR_ROLE column represents the role of the database to which the query is issued. Therefore it is PRIMARY on all rows.

2.

```
SELECT HADR_ROLE, STANDBY_ID, HADR_STATE, varchar(PRIMARY_MEMBER_HOST ,20)
as PRIMARY_MEMBER_HOST, varchar(STANDBY_MEMBER_HOST ,20)
as STANDBY_MEMBER_HOST from table(MON_GET_HADR(NULL))
```

The following is an example of output from this query.

```
HADR_ROLE      STANDBY_ID HADR_STATE      PRIMARY_MEMBER_HOST
-----
STANDBY        0 PEER            hostP.ibm.com

STANDBY_MEMBER_HOST
-----
hostS1.ibm.com

1 record(s) selected.
```

Query is issued to a standby database with reads on standby enabled. Standby only knows about its own primary. Only one row is returned even if the standby is part of a multiple standby system. STANDBY_ID is always zero when query is issued to a standby.

3. The following example is for HADR in a Db2 pureScale environment only. The environment for this example has three member clusters. On the primary, member 0 is assisting member 1. Standby member 0 is the replay member.

- With member ID 0, the HADR information for log stream 0, and the assisted log stream (log stream 1) is output:

```
SELECT LOG_STREAM_ID, PRIMARY_MEMBER, STANDBY_MEMBER, HADR_STATE, HADR_FLAGS
FROM TABLE (MON_GET_HADR(0))
```

LOG_STREAM_ID	PRIMARY_MEMBER	STANDBY_MEMBER	HADR_STATE	HADR_FLAGS
0	0	0	PEER	
1	0	0	REMOTE_CATCHUP	ASSISTED_REMOTE_CATCHUP

- With member ID 1, the HADR information for log stream 1 is output:

```
SELECT LOG_STREAM_ID, PRIMARY_MEMBER, STANDBY_MEMBER, HADR_STATE, HADR_FLAGS
FROM TABLE (MON_GET_HADR(1))
```

LOG_STREAM_ID	PRIMARY_MEMBER	STANDBY_MEMBER	HADR_STATE	HADR_FLAGS
1	1	0	DISCONNECTED	

- For log stream ID 2, the HADR information for log stream 2 is output:

```
SELECT LOG_STREAM_ID, PRIMARY_MEMBER, STANDBY_MEMBER, HADR_STATE, HADR_FLAGS
FROM TABLE (MON_GET_HADR(2))
```

LOG_STREAM_ID	PRIMARY_MEMBER	STANDBY_MEMBER	HADR_STATE	HADR_FLAGS
2	2	0	PEER	

- When specifying -2 as member ID, HADR information on all log streams is reported. For assisted remote catchup, only the record from the assisting member is returned, and HADR_FLAGS indicates that it is in an assisted remote catchup state.

```
SELECT LOG_STREAM_ID, PRIMARY_MEMBER, STANDBY_MEMBER, HADR_STATE, HADR_FLAGS
FROM TABLE (MON_GET_HADR(-2))
```

LOG_STREAM_ID	PRIMARY_MEMBER	STANDBY_MEMBER	HADR_STATE	HADR_FLAGS
0	0	0	PEER	
1	0	0	REMOTE_CATCHUP	ASSISTED_REMOTE_CATCHUP
2	2	0	PEER	

MON_GET_INDEX table function - get index metrics

The MON_GET_INDEX table function returns metrics for one or more indexes.

Syntax

```
➔ MON_GET_INDEX ( ( — tabschema — , — tablename — , — member — ) ) ➔
```

The schema is SYSPROC.

Table function parameters

tabschema

An input argument of type VARCHAR(128) that specifies a valid table schema name in the same database as the one currently connected to when calling this function. If the argument is NULL or an empty string, metrics are retrieved for indexes of tables in all schemas in the database. If the argument is specified, metrics are only returned for indexes for tables in the specified schema.

tablename

An input argument of type VARCHAR(128) that specifies a valid table name in the same database as the one currently connected to when calling this function. Metrics are returned for all indexes on the

specified table. If the argument is null or an empty string, metrics are retrieved for all indexes for all tables in the database.

member

An input argument of type INTEGER that specifies a valid member in the same instance as the currently connected database when calling this function. Specify a -1 for the current database member, or -2 for all active database members. If the NULL value is specified, -1 is set implicitly

Authorization

One of the following authorities is required to execute the routine:

- EXECUTE privilege on the routine
- DATAACCESS authority
- DBADM authority
- SQLADM authority

Default PUBLIC privilege

None

Example

Identify the most frequently used indexes on the DMEXT002.TABLE1 table, since the last database activation:

```
SELECT VARCHAR(S.INDSCHEMA, 10) AS INDSCHEMA,
       VARCHAR(S.INDNAME, 10) AS INDNAME,
       T.DATA_PARTITION_ID,
       T.MEMBER,
       T.INDEX_SCANS,
       T.INDEX_ONLY_SCANS
FROM TABLE(MON_GET_INDEX('DMEXT002', 'TABLE1', -2)) as T, SYSCAT.INDEXES AS S
WHERE T.TABSCHEMA = S.TABSCHEMA AND
      T.TABNAME = S.TABNAME AND
      T.IID = S.IID
ORDER BY INDEX_SCANS DESC
```

The following is an example of output from this query.

INDSCHEMA	INDNAME	DATA_PARTITION_ID	MEMBER	INDEX_SCANS	INDEX_ONLY_SCANS
DMEXT002	INDEX3	-	-	0	1
DMEXT002	INDEX4	-	-	0	1
DMEXT002	INDEX1	-	-	0	0
DMEXT002	INDEX2	-	-	0	0
DMEXT002	INDEX5	-	-	0	0
DMEXT002	INDEX6	-	-	0	0

6 record(s) selected.

Usage notes

The MON_GET_INDEX table function returns one row of data per index, and per database member. If partitioned indexes are being used, one row is returned for each index partition per database member. No aggregation across database members is performed. However, aggregation can be achieved through SQL queries as shown in the previous example.

Metrics will only be returned for indexes on tables that have been accessed since the database was activated. All counters represent data since the current database activation. For example, the *pseudo_empty_pages* counter is the number of pages that have been identified as pseudo empty since the database was activated. it is not the current number of pseudo empty pages in the index.

The metrics returned by this function are collected at two levels. Some metrics are always collected, while the collection of other metrics is controlled at the database level by using the **mon_obj_metrics**

configuration parameter. Refer to the descriptions provided in the following table to determine if any settings must be active for data to be collected for a particular metric.

Information returned

<i>Table 131. Information returned for MON_GET_INDEX</i>		
Column Name	Data Type	Description or corresponding monitor element
TABSCHEMA	VARCHAR(128)	table_schema - Table schema name
TABNAME	VARCHAR(128)	table_name - Table name
IID	SMALLINT	iid - Index identifier
MEMBER	SMALLINT	member - Database member
DATA_PARTITION_ID	INTEGER	data_partition_id - Data partition identifier
NLEAF	BIGINT	nleaf - Number of leaf pages
NLEVELS	SMALLINT	nlevels - Number of index levels
INDEX_SCANS	BIGINT	index_scans - Index scans
INDEX_ONLY_SCANS	BIGINT	index_only_scans - Index-only scans
KEY_UPDATES	BIGINT	key_updates - Key updates
INCLUDE_COL_UPDATES	BIGINT	include_col_updates - Include column updates
PSEUDO_DELETES	BIGINT	pseudo_deletes - Pseudo deletes
DEL_KEYS_CLEANED	BIGINT	del_keys_cleaned - Pseudo deleted keys cleaned
ROOT_NODE_SPLITS	BIGINT	root_node_splits - Root node splits
INT_NODE_SPLITS	BIGINT	int_node_splits - Intermediate node splits
BOUNDARY_LEAF_NODE_SPLITS	BIGINT	boundary_leaf_node_splits - Boundary leaf node splits
NONBOUNDARY_LEAF_NODE_SPLITS	BIGINT	nonboundary_leaf_node_splits - Non-boundary leaf node splits
PAGE_ALLOCATIONS	BIGINT	page_allocations - Page allocations
PSEUDO_EMPTY_PAGES	BIGINT	pseudo_empty_pages - Pseudo empty pages
EMPTY_PAGES_REUSED	BIGINT	empty_pages_reused - Empty pages reused
EMPTY_PAGES_DELETED	BIGINT	empty_pages_deleted - Empty pages deleted
PAGES_MERGED	BIGINT	pages_merged - Pages merged
OBJECT_INDEX_L_READS	BIGINT	object_index_l_reads - Buffer pool index logical reads for an index
OBJECT_INDEX_P_READS	BIGINT	object_index_p_reads - Buffer pool index physical reads for an index
OBJECT_INDEX_GBP_L_READS	BIGINT	object_index_gbp_l_reads - Group buffer pool index logical reads for an index
OBJECT_INDEX_GBP_P_READS	BIGINT	object_index_gbp_p_reads - Group buffer pool index physical reads for an index
OBJECT_INDEX_GBP_INVALID_PAGES	BIGINT	object_index_gbp_invalid_pages - Group buffer pool invalid index pages for an index

Table 131. Information returned for MON_GET_INDEX (continued)

Column Name	Data Type	Description or corresponding monitor element
OBJECT_INDEX_LBP_PAGES_FOUND	BIGINT	object_index_lbp_pages_found - Local buffer pool index pages found for an index
OBJECT_INDEX_GBP_INDEP_PAGES_FOUND_IN_LBP	BIGINT	object_index_gbp_indep_pages_found_in_lbp - Group buffer pool independent index pages found in local buffer pool
INDEX_JUMP_SCANS	BIGINT	index_jump_scans - Index jump scans
OBJECT_INDEX_CACHING_TIER_L_READS	BIGINT	Reserved for future use.
OBJECT_INDEX_CACHING_TIER_PAGES_FOUND	BIGINT	Reserved for future use.
OBJECT_INDEX_CACHING_TIER_GBP_INVALID_PAGES	BIGINT	Reserved for future use.
OBJECT_INDEX_CACHING_TIER_GBP_INDEP_PAGES_FOUND	BIGINT	Reserved for future use.

MON_GET_INDEX_USAGE_LIST table function - Returns information from an index usage list

The MON_GET_INDEX_USAGE_LIST table function returns information from a usage list defined for an index.

Syntax

➤ MON_GET_INDEX_USAGE_LIST (*usagelistschema* , — *usagelistname*, *member*) ➤

The schema is SYSPROC.

Table function parameters

usagelistschema

An input argument of type VARCHAR(128) that specifies a valid schema name in the currently connected database when calling this function. If the argument is null or an empty string, usage lists are retrieved in all schemas in the database. If the argument is specified, usage lists are only returned for the specified schema. The default is NULL.

usagelistname

An input argument of type VARCHAR(128) that specifies a usage list defined for an index that resides in the currently connected database when calling this function. If *usagelistname* is null or an empty string, then all usage lists defined for an index from the schemas identified by the *usagelistschema* that exist are retrieved. If specified, only the usage list specified from the schemas identified by the *usagelistschema* is returned. The default is NULL.

member

An input argument of type INTEGER that specifies a valid member in the same instance as the currently connected database when calling this function. Specify -1 for the current database member, or -2 for all active database members. If the NULL value is specified, -1 is set implicitly.

Authorization

One of the following authorities is required to execute the routine:

- EXECUTE privilege on the routine
- DATAACCESS authority
- DBADM authority

- SQLADM authority

Default PUBLIC privilege

None

Example

Return the usage list USL_MON_IND1 from all database members

```

SELECT * FROM TABLE(
MON_GET_INDEX_USAGE_LIST(NULL, 'USL_MON_IND1', -2))

```

USAGELISTSHEMA	USAGELISTNAME	INDSCHEMA	INDNAME	MEMBER
ISAYYID	USL_MON_IND1	ISAYYID	I1	0
ISAYYID	USL_MON_IND1	ISAYYID	I1	0

DATA_PARTITION_ID
-
-

EXECUTABLE_ID
x'01000000000000004900000000000000000000000000000020020110706093802577065'
x'01000000000000004B00000000000000000000000000000020020110706093825981548'

MON_INTERVAL_ID	LAST_UPDATED	NUM_REFERENCES
	02011-07-06-09.38.15.881668	1
	02011-07-06-09.38.25.984147	1

NUM_REF_WITH_METRICS	OBJECT_INDEX_L_READS	OBJECT_INDEX_P_READS
1	1	0
1	1	0

OBJECT_INDEX_GBP_L_READS	OBJECT_INDEX_GBP_P_READS
0	0
0	0

OBJECT_INDEX_GBP_INVALID_PAGES	OBJECT_INDEX_LBP_PAGES_FOUND
0	0
0	0

2 record(s) selected.

Usage notes

Each row returned by this function represents the total number of times (num_references) a unique section (DML statement only, executable ID) has referenced a particular object during a particular time interval (monitor interval ID) since being added to the list. The statistics collected for this row represents the total aggregated value across these executions during this time interval.

Use the num_ref_with_metrics column instead of the num_references column when computing averages, since the num_references column counts all executions of the section, regardless of whether or not the execution of the section contributed to the metrics that are reported.

Metrics collected by this function are controlled at the database level by using the **mon_obj_metrics** configuration parameter. By default, metrics collection is enabled.

Information returned

Table 132. Information returned for MON_GET_INDEX_USAGE_LIST

Column Name	Data Type	Description
USAGELISTSHEMA	VARCHAR (128)	usage_list_schema - Usage list schema
USAGELISTNAME	VARCHAR (128)	usage_list_name - Usage list name
INDSCHEMA	VARCHAR (128)	index_schema - Index schema
INDNAME	VARCHAR (128)	index_name - Index name
MEMBER	SMALLINT	member - Database member
DATA_PARTITION_ID	INTEGER	data_partition_id - Data partition identifier
EXECUTABLE_ID	VARCHAR (32) FOR BIT DATA	executable_id - Executable ID
MON_INTERVAL_ID	BIGINT	mon_interval_id - Monitor interval identifier
LAST_UPDATED	TIMESTAMP	last_updated - Last update time stamp
NUM_REFERENCES	BIGINT	num_references - Number of references
NUM_REF_WITH_METRICS	BIGINT	num_ref_with_metrics - Number of references with metrics
OBJECT_INDEX_L_READS	BIGINT	object_index_l_reads - Buffer pool index logical reads for an index
OBJECT_INDEX_P_READS	BIGINT	object_index_p_reads - Buffer pool index physical reads for an index
OBJECT_INDEX_GBP_L_READS	BIGINT	object_index_gbp_l_reads - Group buffer pool index logical reads for an index
OBJECT_INDEX_GBP_P_READS	BIGINT	object_index_gbp_p_reads - Group buffer pool index physical reads for an index
OBJECT_INDEX_GBP_INVALID_PAGES	BIGINT	object_index_gbp_invalid_pages - Group buffer pool invalid index pages for an index
OBJECT_INDEX_LBP_PAGES_FOUND	BIGINT	object_index_lbp_pages_found - Local buffer pool index pages found for an index
OBJECT_INDEX_GBP_INDEP_PAGES_FOUND_IN_LBP	BIGINT	object_index_gbp_indep_pages_found_in_lbp - Group buffer pool independent index pages found in local buffer pool
OBJECT_INDEX_CACHING_TIER_L_READS	BIGINT	Reserved for future use.
OBJECT_INDEX_CACHING_TIER_PAGES_FOUND	BIGINT	Reserved for future use.
OBJECT_INDEX_CACHING_TIER_GBP_INVALID_PAGES	BIGINT	Reserved for future use.
OBJECT_INDEX_CACHING_TIER_GBP_INDEP_PAGES_FOUND	BIGINT	Reserved for future use.

MON_GET_INSTANCE table function - Get instance level information

The MON_GET_INSTANCE table function returns information about the database instance level.

Authorization

One of the following authorizations is required:

- EXECUTE privilege on the routine
- DATAACCESS authority
- DBADM authority
- SQLADM authority

Default PUBLIC privilege

None

Syntax

► MON_GET_INSTANCE — (— *member* —) ◄

The schema is SYSPROC.

Routine parameters

member

An input parameter of type INTEGER that specifies a valid database member from which the records should be fetched. Specify -1 or null for the current member, or -2 for information from all active database members. An active database member is a database that is available for connection and use by applications.

Information returned

Column name	Data type	Description
MEMBER	SMALLINT	member - Database member monitor element
DB2_STATUS	VARCHAR(12)	db2_status - Status of Db2 instance monitor element
DB2START_TIME	TIMESTAMP	db2start_time - Start Database Manager Timestamp monitor element
TIMEZONEOFFSET	INTEGER	timezoneoffset - Time difference from UCT monitor element
TIMEZONEID	VARCHAR(255)	timezoneid - Time zone identifier monitor element
CON_LOCAL_DBASES	BIGINT	con_local_dbases - Local Databases with Current Connects monitor element
TOTAL_CONNECTIONS	BIGINT	total_connections - Total connections
AGENTS_REGISTERED	BIGINT	agents_registered - Agents Registered monitor element

Table 133. Information returned by the MON_GET_INSTANCE routine (continued)

Column name	Data type	Description
AGENTS_REGISTERED_TOP	BIGINT	agents_registered_top - Maximum Number of Agents Registered monitor element
IDLE_AGENTS	BIGINT	idle_agents - Number of Idle Agents monitor element
AGENTS_FROM_POOL	BIGINT	agents_from_pool - Agents Assigned From Pool monitor element
AGENTS_CREATED_EMPTY_POOL	BIGINT	agents_created_empty_pool - Agents Created Due to Empty Agent Pool monitor element
NUM_COORD_AGENTS	BIGINT	num_coord_agents - Number of coordinator agents
COORD_AGENTS_TOP	BIGINT	coord_agents_top - Maximum Number of Coordinating Agents monitor element
AGENTS_STOLEN	BIGINT	agents_stolen - Stolen Agents monitor element
GW_TOTAL_CONS	BIGINT	gw_total_cons - Total Number of Attempted Connections for Db2 Connect monitor element
GW_CUR_CONS	BIGINT	gw_cur_cons - Current Number of Connections for Db2 Connect monitor element
GW_CONS_WAIT_HOST	BIGINT	gw_cons_wait_host - Number of Connections Waiting for the Host to Reply monitor element
GW_CONS_WAIT_CLIENT	BIGINT	gw_cons_wait_client - Number of Connections Waiting for the Client to Send Request monitor element
NUM_GW_CONN_SWITCHES	BIGINT	num_gw_conn_switches - Connection Switches monitor element
PRODUCT_NAME	VARCHAR(32)	product_name - Product Name monitor element
SERVICE_LEVEL	VARCHAR(64)	service_level - Service Level monitor element
SERVER_PLATFORM	VARCHAR(32)	server_platform - Server Operating System monitor element
NETWORK_INTERFACE_BOUND	VARCHAR(255)	network_interface_bound - Hostname of member representing a network interface for communications

Example

Determine the start time and total number of current connections on all members:

```
SELECT DB2START_TIME, TOTAL_CONNECTIONS
FROM TABLE (MON_GET_INSTANCE(-2));
```

This query returns the following output:

DB2START_TIME	TOTAL_CONNECTIONS
2012-09-11-15.39.05.000000	2

MON_GET_LATCH table function - List all latches in the current member

The MON_GET_LATCH table function returns a list of all latches in the current member.

Authorization

One of the following authorizations is required:

- EXECUTE privilege on the routine
- DATAACCESS authority
- DBADM authority
- SQLADM authority

Default PUBLIC privilege

None

Syntax

```
►► MON_GET_LATCH ( ( — search_args — , — member — ) ) ◄◄
```

The schema is SYSPROC.

Routine parameters

search_args

An input parameter of type CLOB(1 K) that represents a list of *key-value* pairs. If the list is empty or NULL, all latches from the specified member are returned. Otherwise, all latches that match all of the conditions that are represented by the list of *key-value* pairs are returned. A *key-value* pair must follow this format:

- A *key* is a string that represents an opening tag. An opening tag consists of an angle bracket, followed by the key name, followed by a closing angle bracket. Spaces are not allowed. An example of an opening tag is <application_handle>
- The *value* is placed after the opening tag
- A closing tag consists of an opening angle bracket, followed by a forward slash, followed by the key name, followed by a closing angle bracket. Spaces are not allowed. An example of a closing tag is </application_handle>

The following example shows of a full *key-value* pair:

```
'<application_handle>123</application_handle>'
```

All keys are case-sensitive and can be specified one time each in the **search_args** parameter.

The order of the keys does not matter.

SQLCODE -171 is returned for an invalid *key-value* pair.

An implicit AND operator exists between different keys.

The following use of the **search_args** parameter returns a list of all latches that are held or waiting to be acquired by the application with the handle 123:

```
CLOB('<application_handle>123</application_handle>')
```

The following keys are available for the **search_args** parameter:

application_handle

Returns a list of all latches that are currently held, or are being acquired by, the specified application handle. The value is specified as an INTEGER. For example:

```
CLOB('<application_handle>145</application_handle>')
```

latch_name

Returns a list of all latches that match the specified latch name. The value is specified as a string, whose maximum length is 256 characters. For example:

```
CLOB('<latch_name>SQL0_LT_SQLB_PTBL__pool_table_latch</latch_name>')
```

edu_id

Returns a list of all latches that match the specified *edu_id*. For example:

```
CLOB('<edu_id>28</edu_id>')
```

latch_status

Returns a list of all latches in the specified status. The value that is specified can be one of the following characters:

H

Latches that are held.

W

Latches that are waiting.

C

Latches that are contested. A contested latch occurs when an application acquires a latch, then another application waits for this latch.

For example:

```
CLOB('<latch_status>W</latch_status>')
```

The following examples demonstrate how to use *key-value* pairs in the **search_args** parameter.

1. Search for all latches:

```
CLOB(' ')
```

2. Search for a latch that is named *SQL0_LT_SQLB_PTBL__pool_table_latch*, and an application with a handle of 123 is holding or waiting for that latch:

```
CLOB('<application_handle>123</application_handle>  
<latch_name>SQL0_LT_SQLB_PTBL__pool_table_latch</latch_name>')
```

3. Search for all latches that are contested:

```
CLOB('<latch_status>C</latch_status>')
```

member

An input argument of type INTEGER that specifies the member from which data is returned. Specify -1 for the current member. Specify -2 for all active members.

Information returned

Table 134. Information returned by the MON_GET_LATCH table function

Column name	Data type	Description
LATCH_NAME	VARCHAR(256)	latch_name - Latch name monitor element
MEMORY_ADDRESS	VARCHAR(32)	memory_address - Memory address monitor element
EDU_ID	BIGINT	edu_id - Engine dispatchable unit ID monitor element
EDU_NAME	VARCHAR(128)	edu_name - Engine dispatchable unit name monitor element
APPLICATION_HANDLE	BIGINT	application_handle - Application handle monitor element If the value in the LATCH_STATUS column is 'H', APPLICATION_HANDLE represents the application that is holding the latch. If the value in the LATCH_STATUS column is 'W', APPLICATION_HANDLE represents the application that is waiting on the latch.
MEMBER	SMALLINT	member - Database member monitor element
LATCH_STATUS	CHAR(1)	latch_status - Latch status monitor element
LATCH_WAIT_TIME	BIGINT	latch_wait_time - Latch wait time monitor element

Example

In this sample scenario, the MON_GET_LATCH table functions are used to get all latch information in databases with connections, on all members.

1. Call the MON_GET_LATCH table function to retrieve all latch information in databases with connections, on all members:

```
SELECT SUBSTR(LATCH_NAME,1,40) LATCH_NAME,
       SUBSTR(MEMORY_ADDRESS,1,20) MEMORY_ADDRESS,
       EDU_ID,
       SUBSTR(EDU_NAME,1,20) EDU_NAME,
       APPLICATION_HANDLE,
       MEMBER,
       LATCH_STATUS,
       LATCH_WAIT_TIME
FROM TABLE ( MON_GET_LATCH( NULL, -2 ) ) ORDER BY LATCH_NAME, LATCH_STATUS
```

This query returns the following output:

LATCH_NAME	MEMORY_ADDRESS	EDU_ID	...
SQL0_LT_SQLB_POOL_CB__ptfLotch	0x70000005351A440	36114	...
SQL0_LT_SQLB_POOL_CB__readLotch	0x70000005351A3C0	36114	...
SQL0_LT_SQLB_POOL_CB__readLotch	0x70000005351A3C0	37911	...

SQL0_LT_SQLB_PTBL__pool_table_latch	0x70000004108B910	37911	...
SQL0_LT_SQLB_PTBL__pool_table_latch	0x70000004108B910	37654	...
SQL0_LT_SQLB_PTBL__pool_table_latch	0x70000004108B910	37140	...
SQL0_LT_SQLB_KRCB__EDUChainLatch	0x780000000472EAC	37397	...
SQL0_LT_preventSuspendIOlotch	0x7800000046081C0	36114	...
SQL0_LT_sqeWLDdispatcher__m_tunerLatch	0x780000001C68440	1029	...

Output for query (continued):

...	EDU_NAME	APPLICATION_HANDLE	MEMBER	LATCH_STATUS	LATCH_WAIT_TIME
...	db2agent (SAMPLE)	118	0 H		-
...	db2agent (SAMPLE)	118	0 H		-
...	db2agent (SAMPLE)	124	0 W		65850
...	db2agent (SAMPLE)	124	0 H		-
...	db2agent (SAMPLE)	121	0 W		50397
...	db2agent (SAMPLE)	119	0 W		30886
...	db2agent (SAMPLE)	120	0 H		-
...	db2agent (SAMPLE)	118	0 H		-
...	db2w1mt	-	0 H		-

9 record(s) selected.

2. Call the MON_GET_LATCH table function to determine the latches that are contested.

```
SELECT SUBSTR(LATCH_NAME,1,40) LATCH_NAME,
       SUBSTR(MEMORY_ADDRESS,1,20) ADDRESS,
       EDU_ID,
       SUBSTR(EDU_NAME,1,20) EDU_NAME,
       APPLICATION_HANDLE,
       MEMBER,
       LATCH_STATUS,
       LATCH_WAIT_TIME
FROM TABLE ( MON_GET_LATCH( CLOB('<LATCH_STATUS>C</LATCH_STATUS>'), -2 ) )
ORDER BY LATCH_NAME, LATCH_STATUS
```

This query returns the following output:

LATCH_NAME	ADDRESS	EDU_ID	...
SQL0_LT_SQLB_POOL_CB__readLotch	0x70000005351A3C0		36114 ...
SQL0_LT_SQLB_POOL_CB__readLotch	0x70000005351A3C0		37911 ...
SQL0_LT_SQLB_PTBL__pool_table_latch	0x70000004108B910		37911 ...
SQL0_LT_SQLB_PTBL__pool_table_latch	0x70000004108B910		37654 ...
SQL0_LT_SQLB_PTBL__pool_table_latch	0x70000004108B910		37140 ...

Output for query (continued):

...	EDU_NAME	APPLICATION_HANDLE	MEMBER	LATCH_STATUS	LATCH_WAIT_TIME
...	db2agent (SAMPLE)	118	0 H		-
...	db2agent (SAMPLE)	124	0 W		78140
...	db2agent (SAMPLE)	124	0 H		-
...	db2agent (SAMPLE)	121	0 W		62686
...	db2agent (SAMPLE)	119	0 W		43175

5 record(s) selected.

3. The previous output shows two latches that are contested by applications. To retrieve only the *SQL0_LT_SQLB_PTBL__pool_table_latch* latch, specify the **latch_name** value in the **search_args** argument to return the applications that are contesting this latch.

```
SELECT SUBSTR(LATCH_NAME,1,40) LATCH_NAME,
       SUBSTR(MEMORY_ADDRESS,1,20) ADDRESS,
       EDU_ID,
       SUBSTR(EDU_NAME,1,20) EDU_NAME,
       APPLICATION_HANDLE,
       MEMBER,
       LATCH_STATUS,
       LATCH_WAIT_TIME
FROM TABLE (
  MON_GET_LATCH( CLOB('<LATCH_STATUS>C</LATCH_STATUS>
                   <LATCH_NAME>SQL0_LT_SQLB_PTBL__POOL_TABLE_LATCH</LATCH_NAME>'),
  -2 )
```

```
)
ORDER BY LATCH_NAME, LATCH_STATUS
```

This query returns the following output:

LATCH_NAME	ADDRESS	EDU_ID	...
SQL0_LT_SQLB_PTBL__pool_table_latch	0x70000004108B910	37911	...
SQL0_LT_SQLB_PTBL__pool_table_latch	0x70000004108B910	37654	...
SQL0_LT_SQLB_PTBL__pool_table_latch	0x70000004108B910	37140	...

Output for query (continued):

...	EDU_NAME	APPLICATION_HANDLE	MEMBER	LATCH_STATUS	LATCH_WAIT_TIME
...	db2agent (SAMPLE)	124	0 H		-
...	db2agent (SAMPLE)	121	0 W		74956
...	db2agent (SAMPLE)	119	0 W		55446

3 record(s) selected.

MON_GET_LOCKS - List all locks in the currently connected database

The MON_GET_LOCKS table function returns a list of all locks in the currently connected database.

To get information about locks, use the MON_GET_LOCKS, MON_FORMAT_LOCK_NAME, and MON_GET_APPL_LOCKWAIT table functions, and the MON_LOCKWAIT administrative view instead of the SNAPLOCKWAIT administrative view and SNAP_GET_LOCKWAIT table function, the SNAPLOCK administrative view and SNAP_GET_LOCK table function, and the LOCKS_HELD administrative view which are deprecated in Fix Pack 1 of Version 9.7.

►► MON_GET_LOCKS — (— *search_args* — , — *member* —) ►►

The schema is SYSPROC.

Table function parameters

search_args

An input parameter of type CLOB(1K) that represents a list of *key-value* pairs. If the list is empty or NULL, all locks in the currently connected database are returned. Otherwise, all locks that match all of the conditions represented by the list of *key-value* pairs are returned. A *key-value* pair must follow this format:

- A key is a string that consists of an opening tag, followed by the value, followed by a closing tag.
- An opening tag consists of an opening angle bracket, followed by the key name, followed by a closing angle bracket. No spaces are allowed.
- A closing tag consists of an opening angle bracket, followed by a forward slash, followed by the key name, followed by a closing angle bracket. No spaces are allowed.
- All keys are case-sensitive and can only be specified once in the *search_args* parameter.
- The order of the keys does not matter.

SQLCODE -171 is returned for an invalid *key-value* pair.

SQLCODE -204 is returned if the table does not exist.

An AND operation is performed between different keys. An OR operation is performed between multiple values of the same key. For example, the following use of the *search_args* parameter returns a list of all locks of type Table or Row, that are held, or waiting to be acquired, in either Shared or Exclusive mode, by the application with the handle 123:

```
CLOB(' <application_handle>123</application_handle>
      <lock_object_type>Table:Row</lock_object_type>
      <lock_mode>S:X</lock_mode>')
```

The available keys for the MON_GET_LOCKS table function are as follows:

- application_handle

Returns a list of all locks that are currently held or are in the process of being acquired by the specified application handle. Only a single occurrence of the key value can be specified. The value is specified as an INTEGER. For example:

```
CLOB('<application_handle>145</application_handle>')
```

- lock_name

Returns a list of all locks that match the specified lock name. Only a single occurrence of the key value can be specified. The value is specified as a string of maximum length 32. For example:

```
CLOB('<lock_name>00030005000000000280000452</lock_name>')
```

- lock_object_type

Returns a list of all locks that match the specified lock object type. Multiple occurrences of the key value can be specified (to a maximum of 5). Each value (case insensitive) must be separated by a colon (:) and is specified as a string of a maximum length of 32 characters. For example:

```
CLOB('<lock_object_type>Table:Chunk:Plan</lock_object_type>')
```

For a list of possible input values, see "lock_object_type - Lock object type waited on monitor element".

- lock_mode

Returns a list of all locks that match the specified lock mode. Multiple occurrences of the key value can be specified (to a maximum of 5). Each value (case insensitive) is separated by a colon (:) and is specified as a string of maximum length 3. For example:

```
CLOB('<lock_mode>IS:IN:U</lock_mode>')
```

For a list of possible input values, see "lock_mode - Lock mode monitor element".

- lock_status

Returns a list of all locks in the specified status. Only a single occurrence of the key value can be specified. The value is specified as a character.

```
CLOB('<lock_status>W</lock_status>')
```

For a list of possible input values, see "lock_status - Lock status monitor element".

- table_schema

Returns a list of all locks that are qualified by the specified schema name. The table_name key must also be specified. Only a single occurrence of the key value can be specified. The value is specified as a string of maximum length 128.

```
CLOB('<table_schema>USER1</table_schema>
<table_name>INVENTORY</table_name>')
```

- table_name

Returns a list of all locks that reference the specified table. The table_schema key must also be specified. Only a single occurrence of the key value can be specified. The value is specified as a string of maximum length 128. For example:

```
CLOB('<table_schema>USER1</table_schema>
<table_name>INVENTORY</table_name>')
```

The following examples demonstrate how to use *key-value* pairs in the *search_args* parameter.

1. To search for all ROW and TABLE locks:

```
CLOB('<lock_object_type>Table:Row</lock_object_type>')
```

2. To search for all locks that application handle 123 is holding or waiting to acquire that reference table T1, and were created by user USER1:

```
CLOB('<application_handle>123</application_handle>
<table_schema>USER1</table_schema>
<table_name>T1</table_name>')
```

3. To search for all TABLE, ROW, and BUFFERPOOL locks that are currently held in Shared mode:

```
CLOB('<lock_mode>S</lock_mode>
<lock_status>G</lock_status>
<lock_object_type>Table:Row:Bufferpool</lock_object_type>')
```

member

An input argument of type INTEGER that specifies from which member the data is returned. Specify -1 for the current member, and -2 for all active members.

Authorization

One of the following authorities or privilege is required:

- EXECUTE privilege on the routine
- DATAACCESS authority
- DBADM authority
- SQLADM authority

Default PUBLIC privilege

None

Example

In this sample scenario, the MON_GET_LOCKS and MON_GET_APPL_LOCKWAIT table functions are used to investigate the locking situation in the current connected database, on all members.

1. Call the MON_GET_APPL_LOCKWAIT table function to determine all the locks that are waiting to be acquired in the current connected database, on all members:

```
SELECT lock_name,
       hld_member,
       lock_status,
       hld_application_handle FROM
TABLE (MON_GET_APPL_LOCKWAIT(NULL, -2))
```

This query returns the following output:

LOCK_NAME	HLD_MEMBER	LOCK_STATUS	HLD_APPLICATION_HANDLE
00030005000000000280000452	-2	W	
00030005000000000280000452	-2	W	
00030005000000000280000452	-2	W	

3 record(s) selected.

The records that show HLD_MEMBER is -2 indicate that the lock 0x00030005000000000280000452 is being held at a remote member.

2. Call the MON_GET_LOCKS table function to determine the holder of the lock, by specifying the lock name, 0x00030005000000000280000452, as the search argument:

```
SELECT lock_name,
       member,
```

```

lock_status,
application_handle FROM
TABLE (MON_GET_LOCKS(
CLOB('<lock_name>00030005000000000280000452</lock_name>'),
-2))

```

This query returns the following output:

```

LOCK_NAME                MEMBER LOCK_STATUS APPLICATION_HANDLE
-----
00030005000000000280000452 0      W              12562
00030005000000000280000452 1      W              12562
00030005000000000280000452 2      G              65545
00030005000000000280000452 3      W              12562

4 record(s) selected.

```

To find out more about the application holding the lock, you can call the WLM_GET_SERVICE_CLASS_WORKLOAD_OCCURRENCES or WLM_GET_WORKLOAD_OCCURRENCE_ACTIVITIES table functions.

Information returned

<i>Table 135. Information returned by the MON_GET_LOCKS table function</i>		
Column name	Data type	Description or monitor element
APPLICATION_HANDLE	BIGINT	<p>application_handle - Application handle</p> <p>If the LOCK_STATUS column is G, this represents the application that is currently holding the lock.</p> <p>If the LOCK_STATUS column is W or C, this represents the application that is currently waiting to acquire the lock.</p> <p>The value 0 indicates that the application no longer exists. The value can appear when incomplete transactions are on the database after a system crash. It means that the lock is held by either a transaction that is being rolled back or by an indoubt transaction that must be resolved.</p>
MEMBER	SMALLINT	member - Database member from which the data was retrieved for this row.
LOCK_NAME	VARCHAR(32)	lock_name - Lock name
LOCK_OBJECT_TYPE_ID	CHAR(1) FOR BIT DATA	Reserved for future use

Table 135. Information returned by the MON_GET_LOCKS table function (continued)

Column name	Data type	Description or monitor element
LOCK_OBJECT_TYPE	VARCHAR(32)	lock_object_type - Lock object type If the LOCK_STATUS column is G, this represents the type of object that the application is currently holding. If the LOCK_STATUS column is W or C, then this represents the type of object that the application is currently waiting to acquire. For possible input values, see "lock_object_type - Lock object type waited on monitor element".
LOCK_MODE	VARCHAR(3)	lock_mode - Lock mode If the LOCK_STATUS column is G, this represents the mode that the application is currently holding the lock in. If the LOCK_STATUS column is W or C, this represents the mode that the application is currently waiting to acquire the lock in. If the mode is unknown, a value of NULL is returned for this column.
LOCK_CURRENT_MODE	VARCHAR(3)	lock_current_mode - Original Lock Mode Before Conversion If the mode is unknown, a value of NULL is returned for this column.
LOCK_STATUS	CHAR(1)	lock_status - Lock status
LOCK_ATTRIBUTES	CHAR(16)	lock_attributes - Lock attributes
LOCK_RELEASE_FLAGS	CHAR(16)	lock_release_flags - Lock release flags monitor element
LOCK_RRIID	BIGINT	Reserved for internal use Reserved for internal use
LOCK_COUNT	BIGINT	Lock_count monitor element
LOCK_HOLD_COUNT	BIGINT	lock_hold_count monitor element
TBSP_ID	BIGINT	tablespace_id - Table space ID For locks that do not reference a table space, a value of NULL is returned.

Table 135. Information returned by the MON_GET_LOCKS table function (continued)

Column name	Data type	Description or monitor element
TAB_FILE_ID	BIGINT	table_file_id - Table file ID

MON_GET_MEMORY_POOL - get memory pool information

The MON_GET_MEMORY_POOL table function retrieves metrics from the memory pools contained within a memory set.

Syntax

► MON_GET_MEMORY_POOL ((— *memory_set_type* — , — *db_name* — , — *member* —)) ►

The schema is SYSPROC.

Table function parameters

memory_set_type

An input argument of type VARCHAR(32) that specifies the type of the memory set when calling this function. If the argument is NULL or an empty string, then metrics are retrieved for all memory sets at the instance and database level. Otherwise metrics for the specified memory set are retrieved.

These parameter values are accepted:

Value	Scope	Description
DBMS	Instance	Database manager (DBM) memory set
FMP	Instance	Fenced mode process (FMP) memory set
PRIVATE	Instance	Private memory set
DATABASE	Database	Database memory set
APPLICATION	Database	Application memory set
FCM	Host - there is only one FCM memory set allocated per machine for an instance.	Fast communication manager (FCM) memory set
NULL	All	All memory sets at the instance and database level

db_name

An input argument of type VARCHAR(128) that specifies a valid database name in the same instance as the currently connected database when calling this function.

The database must have a directory entry type of either "INDIRECT" or "HOME", as returned by a LIST DATABASE DIRECTORY command. The database must be active. Alternatively, the CURRENT_SERVER special register can be specified to retrieve metrics from the currently connected database. The register value contains the actual name of the database, not an alias.

If the argument is NULL or an empty string, metrics are taken from all active databases in the instance. This input argument applies only to database level memory sets.

member

An input argument of type INTEGER that specifies from which member the data is returned. Specify -1 for the current database member, or -2 for all active members. If the NULL value is specified, -1 is set implicitly.

Authorization

One of the following authorities is required to execute the routine:

- EXECUTE privilege on the routine
- DATAACCESS authority
- DBADM authority
- SQLADM authority

Default PUBLIC privilege

None

Example

Example 1: Retrieve memory set metrics for the current instance and the currently connected database.

```
SELECT varchar(memory_set_type, 20) AS set_type,
       varchar(memory_pool_type,20) AS pool_type,
       varchar(db_name, 20) AS dbname,
       memory_pool_used,
       memory_pool_used_hwm
FROM TABLE(
    MON_GET_MEMORY_POOL(NULL, CURRENT_SERVER, -2))
```

An example of output from this query.

SET_TYPE	POOL_TYPE	DBNAME	MEMORY_POOL_USED	MEMORY_POOL_USED_HWM
DBMS	FCM_LOCAL	-	0	0
DBMS	FCM_SESSION	-	2359296	2359296
DBMS	FCM_CHANNEL	-	589824	589824
DBMS	FCMBP	-	983040	983040
DBMS	FCM_CHANNEL	-	35520512	35520512
DBMS	MONITOR	-	458752	589824
DBMS	RESYNC	-	262144	262144
DBMS	OSS_TRACKER	-	7667712	7667712
DBMS	APM	-	13041664	13238272
DBMS	BSU	-	3932160	4390912
DBMS	KERNEL_CONTROL	-	3932160	4390912
DBMS	EDU	-	655360	655360
FMP	MISC	-	655360	655360
DATABASE	UTILITY	TESTDB	65536	65536
DATABASE	PACKAGE_CACHE	TESTDB	983040	983040
DATABASE	XMLCACHE	TESTDB	196608	196608
DATABASE	CAT_CACHE	TESTDB	458752	458752
DATABASE	BP	TESTDB	850132992	850132992
DATABASE	BP	TESTDB	655360	655360
APPLICATION	APPLICATION	TESTDB	393216	393216
APPLICATION	APPLICATION	TESTDB	262144	262144

21 record(s) selected

Usage notes

In a partitioned database environment, the fast communication manager (FCM) memory set is allocated per host; all members on this host machine share this set. The MON_GET_MEMORY_POOL function retrieves data from each member. Since the FCM memory set is shared among all members on the host, the metrics reported for FCM memory for each member on the host represent information about the same shared memory set. For this reason, when examining metrics for FCM memory, examine the data for each unique host. For hosts with multiple members, use data from only one member on that host, as the metrics for FCM memory represent the aggregated total for all members on the given host.

Information returned

Table 136. Information returned for MON_GET_MEMORY_POOL

Column name	Data type	Description
MEMBER	SMALLINT	member - Database member
HOST_NAME	VARCHAR(255)	host_name - Host name
DB_NAME	VARCHAR(128)	db_name - Database name
MEMORY_SET_TYPE	VARCHAR(32)	memory_set_type - Memory set type. See the <i>memory_set_type</i> input parameter for the list of possible types.
MEMORY_POOL_TYPE	VARCHAR(32)	memory_pool_type - Memory pool type.
MEMORY_POOL_ID	BIGINT	memory_pool_id - Memory pool identifier
APPLICATION_HANDLE	BIGINT	application_handle - Application handle. Only applicable to APPLICATION, STATISTICS, STATEMENT, and SORT_PRIVATE memory pool types. Otherwise, the value is NULL.
EDU_ID	BIGINT	edu_id - Engine dispatchable unit ID monitor element. Only applicable for memory pools allocated from the PRIVATE memory set type. Otherwise, the value is NULL.
MEMORY_POOL_USED	BIGINT	memory_pool_used - Amount of memory pool in use
MEMORY_POOL_USED_HWM	BIGINT	memory_pool_used_hwm - Memory pool high water mark

MON_GET_MEMORY_SET - get memory set information

The MON_GET_MEMORY_SET table function retrieves metrics from the allocated memory sets, both at the instance level, and for all active databases within the instance.

Syntax

►► MON_GET_MEMORY_SET (— *memory_set_type* —, — *db_name* —, — *member* —) ►►

The schema is SYSPROC.

Table function parameters

memory_set_type

An input argument of type VARCHAR(32) that specifies the type of the memory set when calling this function. If the argument is NULL or an empty string, then metrics are retrieved for all memory sets at the instance and database level. Otherwise metrics for the specified memory set are retrieved.

These parameter values are accepted:

Value	Scope	Description
DBMS	Instance	Database manager (DBM) memory set
FMP	Instance	Fenced mode process (FMP) memory set
PRIVATE	Instance	Private memory set
DATABASE	Database	Database memory set

Value	Scope	Description
APPLICATION	Database	Application memory set
FCM	Host - there is only one FCM memory set allocated per machine for an instance.	Fast communication manager (FCM) memory set
NULL	All	All memory sets at the instance and database level

db_name

An input argument of type VARCHAR(128) that specifies a valid database name in the same instance as the currently connected database when calling this function.

The database must have a directory entry type of either "INDIRECT" or "HOME", as returned by a LIST DATABASE DIRECTORY command. The database must be active. Alternatively, the CURRENT_SERVER special register can be specified to retrieve metrics from the currently connected database. The register value contains the actual name of the database, not an alias.

If the argument is NULL or an empty string, metrics are taken from all active databases in the instance. This input argument applies only to database level memory sets.

member

An input argument of type INTEGER that specifies from which member the data is returned. Specify -1 for the current database member, or -2 for all active members. If the NULL value is specified, -1 is set implicitly.

Authorization

One of the following authorities is required to execute the routine:

- EXECUTE privilege on the routine
- DATAACCESS authority
- DBADM authority
- SQLADM authority

Default PUBLIC privilege

None

Example

Example 1: Retrieve memory set metrics for the current instance and the currently connected database.

```
SELECT varchar(memory_set_type, 20) as set_type,
       varchar(db_name, 20) as dbname,
       memory_set_used,
       memory_set_used_hwm
FROM TABLE(
  MON_GET_MEMORY_SET(NULL, CURRENT_SERVER, -2))
```

An example of output from this query.

SET_TYPE	DBNAME	MEMORY_SET_USED	MEMORY_SET_USED_HWM
DBMS	-	86080	87360
FMP	-	0	704
PRIVATE	-	10624	16256
DATABASE	TESTDB	928000	928000
APPLICATION	TESTDB	1472	2752

5 record(s) selected

Usage notes

In a partitioned database environment, the fast communication manager (FCM) memory set is allocated per host; all members on this host machine share this set. The `MON_GET_MEMORY_SET` function retrieves data from each member. Since the FCM memory set is shared among all members on the host, the metrics reported for FCM memory for each member on the host represent information about the same shared memory set. For this reason, when examining metrics for FCM memory, examine the data for each unique host. For hosts with multiple members, use data from only one member on that host, as the metrics for FCM memory represent the aggregated total for all members on the given host.

Information returned

Table 137. Information returned for MON_GET_MEMORY_SET

Column name	Data type	Description
MEMBER	SMALLINT	member - Database member
HOST_NAME	VARCHAR(255)	host_name - Host name
DB_NAME	VARCHAR(128)	db_name - Database name
MEMORY_SET_TYPE	VARCHAR(32)	memory_set_type - Memory set type. See the <i>memory_set_type</i> input parameter for the list of possible types.
MEMORY_SET_ID	BIGINT	memory_set_id - Memory set identifier.
MEMORY_SET_SIZE	BIGINT	memory_set_size - Memory set size. The value is in KB.
MEMORY_SET_COMMITTED	BIGINT	memory_set_committed - Memory currently committed. The value is in KB.
MEMORY_SET_USED	BIGINT	memory_set_used - Memory in use by this set. The value is in KB.
MEMORY_SET_USED_HWM	BIGINT	memory_set_used_hwm - Memory set high water mark. The value is in KB.

MON_GET_PAGE_ACCESS_INFO table function - Get buffer pool page waiting information

The `MON_GET_PAGE_ACCESS_INFO` table function returns information about bufferpool pages that are being waited on for a specified table. This is only applicable to Db2 pureScale instances.

Syntax

►► `MON_GET_PAGE_ACCESS_INFO` (`— tabschema —` , `— tablename —` , `— member —`) ►►

The schema is `SYSPROC`.

Table function parameters

tabschema

An input argument of type `VARCHAR(128)` that specifies the table schema to query. If the argument is null or an empty string, information for all schemas is returned.

tablename

An input argument of type `VARCHAR(128)` that specifies the table name to query. If the argument is null or an empty string, information for all tables is returned.

member

An input argument of type `INTEGER` that specifies a valid member number in the same instance as the currently connected database when calling this function. Specify `-1` for the current database member, or `-2` for all active database members. If the null value is specified, `-1` is set implicitly.

Authorization

One of the following authorizations is required:

- EXECUTE privilege on the table function
- DATAACCESS authority
- DBADM authority
- SQLADM authority

Default PUBLIC privilege

None

Example

This example returns page reclaim counts for all tables in schema BASETAB on the currently connected member. It shows that applications are waiting for pages for table TABLE1 (an example of what could cause this situation is updating different rows on the same page from two different members).

```
SELECT SUBSTR(TABNAME,1,8) AS NAME,
       SUBSTR(OBJTYPE,1,5) AS TYPE,
       PAGE_RECLAIMS_X AS PGRCX,
       PAGE_RECLAIMS_S AS PGRCS,
       SPACEMAPPAGE_PAGE_RECLAIMS_X AS SMPPGRCX,
       SPACEMAPPAGE_PAGE_RECLAIMS_S AS SMPPGRCS
FROM TABLE( MON_GET_PAGE_ACCESS_INFO('BASETAB', NULL, NULL) ) AS WAITMETRICS

ORDER BY NAME;
```

The following is an example of output from this query.

NAME	TYPE	PGRCX	PGRCS	SMPPGRCX	SMPPGRCS
TABLE1	TABLE	12641	320	72	17
TABLE1	INDEX	5042	78	7	0
TABLE2	TABLE	420	12	9	0
TABLE2	INDEX	7	0	0	0

Usage notes

The MON_GET_PAGE_ACCESS_INFO table function returns one or two rows of data for each table per member that it gathers data from. One row of data shows information for INDEX pages. The second row shows information for DATA pages. No aggregation across members is performed.

Information returned

Column name	Data type	Description or corresponding monitor element
TABSCHEMA	VARCHAR(128)	table_schema - Table schema name
TABNAME	VARCHAR(128)	table_name - Table name
OBJTYPE	VARCHAR(128)	Type of object. One of: <ul style="list-style-type: none">• INDEX• TABLE
MEMBER	SMALLINT	member - Database member

Table 138. Information returned for MON_GET_PAGE_ACCESS_INFO (continued)

Column name	Data type	Description or corresponding monitor element
PAGE_RECLAIMS_X	BIGINT	page_reclaims_x - Page reclaims exclusive access
PAGE_RECLAIMS_S	BIGINT	page_reclaims_s - Page reclaims shared access
SPACEMAPPAGE_PAGE_RECLAIMS_X	BIGINT	spacemappage_page_reclaims_x - Space map page reclaims exclusive access
SPACEMAPPAGE_PAGE_RECLAIMS_S	BIGINT	spacemappage_page_reclaims_s - Space map page reclaims shared access
PAGE_RECLAIMS_INITIATED_X	BIGINT	page_reclaims_initiated_x - Page reclaims initiated exclusive access
PAGE_RECLAIMS_INITIATED_S	BIGINT	page_reclaims_initiated_s - Page reclaims initiated shared access
SPACEMAPPAGE_PAGE_RECLAIMS_INITIATED_X	BIGINT	spacemappage_page_reclaims_initiated_x - Space map page reclaims initiated exclusive access monitor element
SPACEMAPPAGE_PAGE_RECLAIMS_INITIATED_S	BIGINT	spacemappage_page_reclaims_initiated_s - Space map page reclaims initiated shared access monitor element
RECLAIM_WAIT_TIME	BIGINT	reclaim_wait_time - Reclaim wait time
SPACEMAPPAGE_RECLAIM_WAIT_TIME	BIGINT	spacemappage_reclaim_wait_time - Space map page reclaim wait time
DATA_PARTITION_ID	INTEGER	data_partition_id - Data partition identifier
IID	SMALLINT	iid - Index identifier. This monitor element only returns a value when the OBJTYPE is INDEX and the index is a nonpartitioned type on a partitioned table. Otherwise, the value of this monitor element is NULL.

MON_GET_PKG_CACHE_STMT table function - Get package cache statement metrics

The MON_GET_PKG_CACHE_STMT table function returns a point-in-time view of both static and dynamic SQL statements in the database package cache.

Syntax

```
►► MON_GET_PKG_CACHE_STMT ( ( — section_type — , — executable_id — , —
    ► — search_args — , — member — ) ►◄
```

The schema is SYSPROC.

Authorization

One of the following authorities is required to execute the routine:

- EXECUTE privilege on the routine
- DATAACCESS authority
- DBADM authority
- SQLADM authority

Default PUBLIC privilege

None

Routine parameters

section_type

An optional input argument (either "D" or "S") of type CHAR(1) that specifies information type for the returned statement. If the argument is NULL or the empty string, information is returned for all SQL statements. Not case-sensitive: "D" stands for dynamic; "S" for static.

executable_id

An optional input argument of type VARCHAR (32) for bit data that specifies a unique section of the database package cache. If a null value is specified, information is returned for all SQL statements. When the *executable_id* is specified, the *section_type* argument is ignored. For example, if an *executable_id* is specified for a dynamic statement, the dynamic statement details will be returned by this table function even if *section_type* is specified as static ("S").

search_args

An optional input parameter of type CLOB(1K), that allows you to specify one or more optional search argument strings. For example:

```
'<modified_within>5</modified_within><update_boundary_time>myPkgEvmon
</update_boundary_time>'
```

The available search argument tags are as follows:

- '<modified_within>X</modified_within>'

Returns only those statement entries that have either been inserted into the cache or executed within the last X minutes (where X is a positive integer value). If the argument is not specified, all entries in the cache are returned.

- '<update_boundary_time>evmon_name</update_boundary_time>'

Updates the event monitor boundary timestamp to the current time for the package cache event monitor specified by *evmon_name*. If this event monitor specifies *where updated_since_boundary_time* as an output criteria in its WHERE clause, only package cache entries that subsequently have their metrics updated are captured when evicted from the package cache. This operation only has an effect if the specified package cache event monitor is active when the command is issued.

Each input argument can be specified only once. The search argument tags must be specified in lowercase.

member

An optional input argument of type INTEGER that specifies a valid member in the same instance as the currently connected database when calling this function. Specify -1 for the current database member, or -2 for all active database members. If the null value is specified, -1 is set.

Information returned

Column Name	Data Type	Description or corresponding monitor element
MEMBER	SMALLINT	member - Database member
SECTION_TYPE	CHAR(1)	section_type - Section type indicator.
INSERT_TIMESTAMP	TIMESTAMP	insert_timestamp - Statement insert timestamp
EXECUTABLE_ID	VARCHAR(32) FOR BIT DATA	executable_id - Executable ID.

Table 139. Information returned for MON_GET_PKG_CACHE_STMT (continued)

Column Name	Data Type	Description or corresponding monitor element
PACKAGE_SCHEMA	VARCHAR(128)	package_schema - Package schema. This output is valid for static SQL statements only. A NULL value is returned if the statement is dynamic.
PACKAGE_NAME	VARCHAR(128)	package_name - Package name. This output is valid for static SQL statements only. A NULL value is returned if the statement is dynamic.
PACKAGE_VERSION_ID	VARCHAR(64)	package_version_id - Package version. This output is valid for static SQL statements only. A NULL value is returned if the statement is dynamic or if you did not specify the package version for static statement. An empty string will be returned for static statement if the package version identifier was not specified by you when the package was created.
SECTION_NUMBER	BIGINT	section_number - Section number. A NULL value is returned if the statement is dynamic.
EFFECTIVE_ISOLATION	CHAR(2)	effective_isolation - Effective isolation. This is the isolation value in effect for the section; it can be different from what it was originally requested at compilation time.
NUM_EXECUTIONS	BIGINT	num_executions - Statement executions
NUM_EXEC_WITH_METRICS	BIGINT	num_exec_with_metrics - Number of executions with metrics collected.
PREP_TIME	BIGINT	prep_time - Preparation time Note that PREP_TIME is only valid for dynamic SQL statements. PREP_TIME is reported as 0 for static SQL statements.
TOTAL_ACT_TIME	BIGINT	total_act_time - Total activity time
TOTAL_ACT_WAIT_TIME	BIGINT	total_act_wait_time - Total activity wait time
TOTAL_CPU_TIME	BIGINT	total_cpu_time - Total CPU time
POOL_READ_TIME	BIGINT	pool_read_time - Total buffer pool physical read time
POOL_WRITE_TIME	BIGINT	pool_write_time - Total buffer pool physical write time
DIRECT_READ_TIME	BIGINT	direct_read_time - Direct read time
DIRECT_WRITE_TIME	BIGINT	direct_write_time - Direct write time
LOCK_WAIT_TIME	BIGINT	lock_wait_time - Time waited on locks
TOTAL_SECTION_SORT_TIME	BIGINT	total_section_sort_time - Total section sort time
TOTAL_SECTION_SORT_PROC_TIME	BIGINT	total_section_sort_proc_time - Total section sort processing time
TOTAL_SECTION_SORTS	BIGINT	total_section_sorts - Total section sorts
LOCK_ESCALS	BIGINT	lock_escalations - Number of lock escalations

Table 139. Information returned for MON_GET_PKG_CACHE_STMT (continued)

Column Name	Data Type	Description or corresponding monitor element
LOCK_WAITS	BIGINT	lock_waits - Lock waits
ROWS_MODIFIED	BIGINT	rows_modified - Rows modified
ROWS_READ	BIGINT	rows_read - Rows read
ROWS_RETURNED	BIGINT	rows_returned - Rows returned
DIRECT_READS	BIGINT	direct_reads - Direct reads from database
DIRECT_READ_REQS	BIGINT	direct_read_reqs - Direct read requests
DIRECT_WRITES	BIGINT	direct_writes - Direct writes to database
DIRECT_WRITE_REQS	BIGINT	direct_write_reqs - Direct write requests
POOL_DATA_L_READS	BIGINT	pool_data_l_reads - Buffer pool data logical reads
POOL_TEMP_DATA_L_READS	BIGINT	pool_temp_data_l_reads - Buffer pool temporary data logical reads
POOL_XDA_L_READS	BIGINT	pool_xda_l_reads - Buffer Pool XDA Data Logical Reads
POOL_TEMP_XDA_L_READS	BIGINT	pool_temp_xda_l_reads - Buffer pool temporary XDA data logical reads
POOL_INDEX_L_READS	BIGINT	pool_index_l_reads - Buffer pool index logical reads
POOL_TEMP_INDEX_L_READS	BIGINT	pool_temp_index_l_reads - Buffer pool temporary index logical reads
POOL_DATA_P_READS	BIGINT	pool_data_p_reads - Buffer pool data physical reads
POOL_TEMP_DATA_P_READS	BIGINT	pool_temp_data_p_reads - Buffer pool temporary data physical reads
POOL_XDA_P_READS	BIGINT	pool_xda_p_reads - Buffer pool XDA data physical reads
POOL_TEMP_XDA_P_READS	BIGINT	pool_temp_xda_p_reads - Buffer pool temporary XDA data physical reads
POOL_INDEX_P_READS	BIGINT	pool_index_p_reads - Buffer pool index physical reads
POOL_TEMP_INDEX_P_READS	BIGINT	pool_temp_index_p_reads - Buffer pool temporary index physical reads
POOL_DATA_WRITES	BIGINT	pool_data_writes - Buffer pool data writes
POOL_XDA_WRITES	BIGINT	pool_xda_writes - Buffer pool XDA data writes
POOL_INDEX_WRITES	BIGINT	pool_index_writes - Buffer pool index writes
TOTAL_SORTS	BIGINT	total_sorts - Total Sorts
POST_THRESHOLD_SORTS	BIGINT	post_threshold_sorts - Post threshold sorts
POST_SHRTHRESHOLD_SORTS	BIGINT	post_shrthreshold_sorts - Post shared threshold sorts
SORT_OVERFLOWS	BIGINT	sort_overflows - Sort overflows

Table 139. Information returned for MON_GET_PKG_CACHE_STMT (continued)

Column Name	Data Type	Description or corresponding monitor element
WLM_QUEUE_TIME_TOTAL	BIGINT	wlm_queue_time_total - Workload manager total queue time
WLM_QUEUE_ASSIGNMENTS_TOTAL	BIGINT	wlm_queue_assignments_total - Workload manager total queue assignments
DEADLOCKS	BIGINT	deadlocks - Deadlocks detected
FCM_RECV_VOLUME	BIGINT	fcm_recv_volume - FCM recv volume
FCM_RECVS_TOTAL	BIGINT	fcm_recvs_total - FCM recvs total
FCM_SEND_VOLUME	BIGINT	fcm_send_volume - FCM send volume
FCM_SENDS_TOTAL	BIGINT	fcm_sends_total - FCM sends total
FCM_RECV_WAIT_TIME	BIGINT	fcm_recv_wait_time - FCM recv wait time
FCM_SEND_WAIT_TIME	BIGINT	fcm_send_wait_time - FCM send wait time
LOCK_TIMEOUTS	BIGINT	lock_timeouts - Number of lock timeouts
LOG_BUFFER_WAIT_TIME	BIGINT	log_buffer_wait_time - Log buffer wait time
NUM_LOG_BUFFER_FULL	BIGINT	num_log_buffer_full - Number of full log buffers
LOG_DISK_WAIT_TIME	BIGINT	log_disk_wait_time - Log disk wait time
LOG_DISK_WAITS_TOTAL	BIGINT	log_disk_waits_total - Log disk waits total
LAST_METRICS_UPDATE	TIMESTAMP	last_metrics_update - Metrics last update timestamp
NUM_COORD_EXEC	BIGINT	num_coord_exec - Number of executions by coordinator agent
NUM_COORD_EXEC_WITH_METRICS	BIGINT	num_coord_exec_with_metrics - Number of executions by coordinator agent
VALID	CHAR(1)	valid - Section validity indicator.
TOTAL_ROUTINE_TIME	BIGINT	total_routine_time - Total routine time
TOTAL_ROUTINE_INVOCATIONS	BIGINT	total_routine_invocations - Total routine invocations
ROUTINE_ID	BIGINT	routine_id - Routine ID monitor element
STMT_TYPE_ID	VARCHAR(32)	stmt_type_id - Statement type identifier
QUERY_COST_ESTIMATE	BIGINT	query_cost_estimate - Query cost estimate
STMT_PKG_CACHE_ID	BIGINT	stmt_pkgcache_id - Statement package cache identifier
COORD_STMT_EXEC_TIME	BIGINT	coord_stmt_exec_time - Execution time for statement by coordinator agent
STMT_EXEC_TIME	BIGINT	stmt_exec_time - Statement execution time
TOTAL_SECTION_TIME	BIGINT	total_section_time - Total section time
TOTAL_SECTION_PROC_TIME	BIGINT	total_section_proc_time - Total section processing time

Table 139. Information returned for MON_GET_PKG_CACHE_STMT (continued)

Column Name	Data Type	Description or corresponding monitor element
TOTAL_ROUTINE_NON_SECT_TIME	BIGINT	total_routine_non_sect_time - Non-section routine execution time
TOTAL_ROUTINE_NON_SECT_PROC_TIME	BIGINT	total_routine_non_sect_proc_time - Non-section processing time
LOCK_WAITS_GLOBAL	BIGINT	lock_waits_global - Lock waits global
LOCK_WAIT_TIME_GLOBAL	BIGINT	lock_wait_time_global - Lock wait time global
LOCK_TIMEOUTS_GLOBAL	BIGINT	lock_timeouts_global - Lock timeouts global
LOCK_ESCALS_MAXLOCKS	BIGINT	lock_escals_maxlocks - Number of maxlocks lock escalations
LOCK_ESCALS_LOCKLIST	BIGINT	lock_escals_locklist - Number of locklist lock escalations
LOCK_ESCALS_GLOBAL	BIGINT	lock_escals_global - Number of global lock escalations
RECLAIM_WAIT_TIME	BIGINT	reclaim_wait_time - Reclaim wait time
SPACEMAPPAGE_RECLAIM_WAIT_TIME	BIGINT	spacemappage_reclaim_wait_time - Space map page reclaim wait time
CF_WAITS	BIGINT	cf_waits - Number of cluster caching facility waits
CF_WAIT_TIME	BIGINT	cf_wait_time - cluster caching facility wait time
POOL_DATA_GBP_L_READS	BIGINT	pool_data_gbp_l_reads - Group buffer pool data logical reads
POOL_DATA_GBP_P_READS	BIGINT	pool_data_gbp_p_reads - Group buffer pool data physical reads
POOL_DATA_LBP_PAGES_FOUND	BIGINT	pool_data_lbp_pages_found - Local buffer pool found data pages
POOL_DATA_GBP_INVALID_PAGES	BIGINT	pool_data_gbp_invalid_pages - Group buffer pool invalid data pages
POOL_INDEX_GBP_L_READS	BIGINT	pool_index_gbp_l_reads - Group buffer pool index logical reads
POOL_INDEX_GBP_P_READS	BIGINT	pool_index_gbp_p_reads - Group buffer pool index physical reads
POOL_INDEX_LBP_PAGES_FOUND	BIGINT	pool_index_lbp_pages_found - Local buffer pool index pages found
POOL_INDEX_GBP_INVALID_PAGES	BIGINT	pool_index_gbp_invalid_pages - Group buffer pool invalid index pages
POOL_XDA_GBP_L_READS	BIGINT	pool_xda_gbp_l_reads - Group buffer pool XDA data logical read requests
POOL_XDA_GBP_P_READS	BIGINT	pool_xda_gbp_p_reads - Group buffer pool XDA data physical read requests
POOL_XDA_LBP_PAGES_FOUND	BIGINT	pool_xda_lbp_pages_found - Local buffer pool XDA data pages found

Table 139. Information returned for MON_GET_PKG_CACHE_STMT (continued)

Column Name	Data Type	Description or corresponding monitor element
POOL_XDA_GBP_INVALID_PAGES	BIGINT	pool_xda_gbp_invalid_pages - Group buffer pool invalid XDA data pages
AUDIT_EVENTS_TOTAL	BIGINT	audit_events_total - Total audit events
AUDIT_FILE_WRITES_TOTAL	BIGINT	audit_file_writes_total - Total Audit files written
AUDIT_FILE_WRITE_WAIT_TIME	BIGINT	audit_file_write_wait_time - Audit file write wait time
AUDIT_SUBSYSTEM_WAITS_TOTAL	BIGINT	audit_subsystem_waits_total - Total audit subsystem waits
AUDIT_SUBSYSTEM_WAIT_TIME	BIGINT	audit_subsystem_wait_time - Audit subsystem wait time
DIAGLOG_WRITES_TOTAL	BIGINT	diaglog_writes_total - Diag log total writes
DIAGLOG_WRITE_WAIT_TIME	BIGINT	diaglog_write_wait_time - Diag log write time
FCM_MESSAGE_RECVS_TOTAL	BIGINT	fcm_message_recvs_total - FCM message recvs total
FCM_MESSAGE_RECV_VOLUME	BIGINT	fcm_message_recv_volume - FCM message recv volume
FCM_MESSAGE_RECV_WAIT_TIME	BIGINT	fcm_message_recv_wait_time - FCM message recv wait time
FCM_MESSAGE_SENDS_TOTAL	BIGINT	fcm_message_sends_total - FCM message sends total
FCM_MESSAGE_SEND_VOLUME	BIGINT	fcm_message_send_volume - FCM message send volume
FCM_MESSAGE_SEND_WAIT_TIME	BIGINT	fcm_message_send_wait_time - FCM message send wait time
FCM_TQ_RECVS_TOTAL	BIGINT	fcm_tq_recvs_total - FCM tablequeue recvs total
FCM_TQ_RECV_VOLUME	BIGINT	fcm_tq_recv_volume - FCM tablequeue recv volume
FCM_TQ_RECV_WAIT_TIME	BIGINT	fcm_tq_recv_wait_time - FCM tablequeue recv wait time
FCM_TQ_SENDS_TOTAL	BIGINT	fcm_tq_sends_total - FCM tablequeue send total
FCM_TQ_SEND_VOLUME	BIGINT	fcm_tq_send_volume - FCM tablequeue send volume
FCM_TQ_SEND_WAIT_TIME	BIGINT	fcm_tq_send_wait_time - FCM tablequeue send wait time
NUM_LW_THRESH_EXCEEDED	BIGINT	num_lw_thresh_exceeded - Number of thresholds exceeded
THRESH_VIOLATIONS	BIGINT	thresh_violations - Number of threshold violations
TOTAL_APP_SECTION_EXECUTIONS	BIGINT	total_app_section_executions - Total section executions

Table 139. Information returned for MON_GET_PKG_CACHE_STMT (continued)

Column Name	Data Type	Description or corresponding monitor element
TOTAL_ROUTINE_USER_CODE_PROC_TIME	BIGINT	total_routine_user_code_proc_time - Total routine user code processing time
TOTAL_ROUTINE_USER_CODE_TIME	BIGINT	total_routine_user_code_time - Total routine user code time
TQ_TOT_SEND_SPILLS	BIGINT	tq_tot_send_spills - Total number of table queue buffers overflowed
EVMON_WAIT_TIME	BIGINT	evmon_wait_time - Event monitor wait time
EVMON_WAITS_TOTAL	BIGINT	evmon_waits_total - Event monitor total waits
TOTAL_EXTENDED_LATCH_WAIT_TIME	BIGINT	total_extended_latch_wait_time - Total extended latch wait time
TOTAL_EXTENDED_LATCH_WAITS	BIGINT	total_extended_latch_waits - Total extended latch waits
MAX_COORD_STMT_EXEC_TIME	BIGINT	max_coord_stmt_exec_time - Maximum coordinator statement execution time
MAX_COORD_STMT_EXEC_TIMESTAMP	TIMESTAMP	max_coord_stmt_exec_timestamp - Maximum coordinator statement execution timestamp monitor element
TOTAL_DISP_RUN_QUEUE_TIME	BIGINT	total_disp_run_queue_time - Total dispatcher run queue time
QUERY_DATA_TAG_LIST	VARCHAR(32)	query_data_tag_list - Query data tag list
TOTAL_STATS_FABRICATION_TIME	BIGINT	total_stats_fabrication_time - Total statistics fabrication time
TOTAL_STATS_FABRICATIONS	BIGINT	total_stats_fabrications - Total statistics fabrications
TOTAL_SYNC_RUNSTATS_TIME	BIGINT	total_sync_runstats_time - Total synchronous RUNSTATS time
TOTAL_SYNC_RUNSTATS	BIGINT	total_sync_runstats - Total synchronous RUNSTATS activities
TOTAL_PEDS	BIGINT	total_peds - Total partial early distincts
DISABLED_PEDS	BIGINT	disabled_peds - Disabled partial early distincts
POST_THRESHOLD_PEDS	BIGINT	post_threshold_peds - Partial early distincts threshold
TOTAL_PEAS	BIGINT	total_peas - Total partial early aggregations
POST_THRESHOLD_PEAS	BIGINT	post_threshold_peas - Partial early aggregation threshold
TQ_SORT_HEAP_REQUESTS	BIGINT	tq_sort_heap_requests - Table queue sort heap requests
TQ_SORT_HEAP_REJECTIONS	BIGINT	tq_sort_heap_rejections - Table queue sort heap rejections
POOL_QUEUED_ASYNC_DATA_REQS	BIGINT	pool_queued_async_data_reqs - Data prefetch requests monitor element

Table 139. Information returned for MON_GET_PKG_CACHE_STMT (continued)

Column Name	Data Type	Description or corresponding monitor element
POOL_QUEUED_ASYNC_INDEX_REQS	BIGINT	pool_queued_async_index_reqs - Index prefetch requests monitor element
POOL_QUEUED_ASYNC_XDA_REQS	BIGINT	pool_queued_async_xda_reqs - XDA prefetch requests monitor element
POOL_QUEUED_ASYNC_TEMP_DATA_REQS	BIGINT	pool_queued_async_temp_data_reqs - Data prefetch requests for temporary table spaces monitor element
POOL_QUEUED_ASYNC_TEMP_INDEX_REQS	BIGINT	pool_queued_async_temp_index_reqs - Index prefetch requests for temporary table spaces monitor element
POOL_QUEUED_ASYNC_TEMP_XDA_REQS	BIGINT	pool_queued_async_temp_xda_reqs - XDA data prefetch requests for temporary table spaces monitor element
POOL_QUEUED_ASYNC_OTHER_REQS	BIGINT	pool_queued_async_other_reqs - Non-prefetch requests monitor element
POOL_QUEUED_ASYNC_DATA_PAGES	BIGINT	pool_queued_async_data_pages - Data pages prefetch requests monitor element
POOL_QUEUED_ASYNC_INDEX_PAGES	BIGINT	pool_queued_async_index_pages - Index pages prefetch requests monitor element
POOL_QUEUED_ASYNC_XDA_PAGES	BIGINT	pool_queued_async_xda_pages - XDA pages prefetch requests monitor element
POOL_QUEUED_ASYNC_TEMP_DATA_PAGES	BIGINT	pool_queued_async_temp_data_pages - Data pages prefetch requests for temporary table spaces monitor element
POOL_QUEUED_ASYNC_TEMP_INDEX_PAGES	BIGINT	pool_queued_async_temp_index_pages - Index pages prefetch requests for temporary table spaces monitor element
POOL_QUEUED_ASYNC_TEMP_XDA_PAGES	BIGINT	pool_queued_async_temp_xda_pages - XDA data pages prefetch requests for temporary table spaces monitor element
POOL_FAILED_ASYNC_DATA_REQS	BIGINT	pool_failed_async_data_reqs - Failed data prefetch requests monitor element
POOL_FAILED_ASYNC_INDEX_REQS	BIGINT	pool_failed_async_index_reqs - Failed index prefetch requests monitor element
POOL_FAILED_ASYNC_XDA_REQS	BIGINT	pool_failed_async_xda_reqs - Failed XDA prefetch requests monitor element
POOL_FAILED_ASYNC_TEMP_DATA_REQS	BIGINT	pool_failed_async_temp_data_reqs - Failed data prefetch requests for temporary table spaces monitor element
POOL_FAILED_ASYNC_TEMP_INDEX_REQS	BIGINT	pool_failed_async_temp_index_reqs - Failed index prefetch requests for temporary table spaces monitor element

Table 139. Information returned for MON_GET_PKG_CACHE_STMT (continued)

Column Name	Data Type	Description or corresponding monitor element
POOL_FAILED_ASYNC_TEMP_XDA_REQS	BIGINT	pool_failed_async_temp_xda_reqs - Failed XDA prefetch requests for temporary table spaces monitor element
POOL_FAILED_ASYNC_OTHER_REQS	BIGINT	pool_failed_async_other_reqs - Failed non-prefetch requests monitor element
PREFETCH_WAIT_TIME	BIGINT	prefetch_wait_time - Time waited for prefetch
PREFETCH_WAITS	BIGINT	prefetch_waits - Prefetcher wait count monitor element
POOL_DATA_GBP_INDEP_PAGES_FOUND_IN_LBP	BIGINT	pool_data_gbp_indep_pages_found_in_lbp - Group buffer pool independent data pages found in local buffer pool monitor element
POOL_INDEX_GBP_INDEP_PAGES_FOUND_IN_LBP	BIGINT	pool_index_gbp_indep_pages_found_in_lbp - Group buffer pool independent index pages found in local buffer pool monitor element
POOL_XDA_GBP_INDEP_PAGES_FOUND_IN_LBP	BIGINT	pool_xda_gbp_indep_pages_found_in_lbp - Group buffer pool XDA independent pages found in local buffer pool monitor element
NUM_WORKING_COPIES	BIGINT	Number of working copies.
IDA_SEND_WAIT_TIME	BIGINT	ida_send_wait_time - Time spent waiting to send data monitor element The total amount of time spent waiting to send data to an in-database analytics process.
IDA_SENDS_TOTAL	BIGINT	ida_sends_total - Number of times data sent monitor element The total number of times data was sent to an in-database analytics process.
IDA_SEND_VOLUME	BIGINT	ida_send_volume - Total data volume sent monitor element The total volume of data sent from the database server to an in-database analytics process. The value is reported in bytes.
IDA_RECV_WAIT_TIME	BIGINT	ida_recv_wait_time - Time spent waiting to receive data monitor element The total amount of time spent waiting to receive data from an in-database analytics process.
IDA_RECVS_TOTAL	BIGINT	ida_recvs_total - Number of times data received monitor element The total number of times data was received from an in-database analytics process.

Table 139. Information returned for MON_GET_PKG_CACHE_STMT (continued)

Column Name	Data Type	Description or corresponding monitor element
IDA_RECV_VOLUME	BIGINT	ida_recv_volume - Total data volume received monitor element The total volume of data the database server received from an in-database analytics process. The value is reported in bytes.
STMTNO	INTEGER	stmtno - Statement number monitor element
NUM_ROUTINES	INTEGER	num_routines - Number of routines
ROWS_DELETED	BIGINT	rows_deleted - Rows deleted monitor element
ROWS_INSERTED	BIGINT	rows_inserted - Rows inserted monitor element
ROWS_UPDATED	BIGINT	rows_updated - Rows updated monitor element
TOTAL_HASH_JOINS	BIGINT	total_hash_joins - Total Hash Joins monitor element
TOTAL_HASH_LOOPS	BIGINT	total_hash_loops - Total Hash Loops monitor element
HASH_JOIN_OVERFLOW	BIGINT	hash_join_overflows - Hash Join Overflows monitor element
HASH_JOIN_SMALL_OVERFLOW	BIGINT	hash_join_small_overflows - Hash Join Small Overflows monitor element
POST_SHRTHRESHOLD_HASH_JOINS	BIGINT	post_shrthreshold_hash_joins - Post threshold hash joins monitor element
TOTAL_OLAP_FUNCS	BIGINT	total_olap_funcs - Total OLAP Functions monitor element
OLAP_FUNC_OVERFLOW	BIGINT	olap_func_overflows - OLAP Function Overflows monitor element
INT_ROWS_DELETED	BIGINT	int_rows_deleted - Internal Rows Deleted monitor element
INT_ROWS_INSERTED	BIGINT	int_rows_inserted - Internal Rows Inserted monitor element
INT_ROWS_UPDATED	BIGINT	int_rows_updated - Internal Rows Updated monitor element
POOL_COL_L_READS	BIGINT	pool_col_l_reads - Buffer pool column-organized logical reads
POOL_TEMP_COL_L_READS	BIGINT	pool_temp_col_l_reads - Buffer pool column-organized temporary logical reads
POOL_COL_P_READS	BIGINT	pool_col_p_reads - Buffer pool column-organized physical reads
POOL_TEMP_COL_P_READS	BIGINT	pool_temp_col_p_reads - Buffer pool column-organized temporary physical reads
POOL_COL_LBP_PAGES_FOUND	BIGINT	pool_col_lbp_pages_found - Buffer pool column-organized LBP pages found

Table 139. Information returned for MON_GET_PKG_CACHE_STMT (continued)

Column Name	Data Type	Description or corresponding monitor element
POOL_COL_WRITES	BIGINT	pool_col_writes - Buffer pool column-organized writes
POOL_COL_GBP_L_READS	BIGINT	pool_col_gbp_l_reads - Buffer pool column-organized GBP logical reads
POOL_COL_GBP_P_READS	BIGINT	pool_col_gbp_p_reads - Buffer pool column-organized GBP physical reads
POOL_COL_GBP_INVALID_PAGES	BIGINT	pool_col_gbp_invalid_pages - Buffer pool column-organized GBP invalid data pages
POOL_COL_GBP_INDEP_PAGES_FOUND_IN_LBP	BIGINT	pool_col_gbp_indep_pages_found_in_lbp - Buffer pool column-organized GBP independent pages found in local buffer pool
POOL_QUEUED_ASYNC_COL_REQS	BIGINT	pool_queued_async_col_reqs - Column-organized prefetch requests
POOL_QUEUED_ASYNC_TEMP_COL_REQS	BIGINT	pool_queued_async_temp_col_reqs - Column-organized temporary prefetch requests
POOL_QUEUED_ASYNC_COL_PAGES	BIGINT	pool_queued_async_col_pages - Column-organized page prefetch requests
POOL_QUEUED_ASYNC_TEMP_COL_PAGES	BIGINT	pool_queued_async_temp_col_pages - Column-organized page temporary prefetch requests
POOL_FAILED_ASYNC_COL_REQS	BIGINT	pool_failed_async_col_reqs - Failed column-organized prefetch requests
POOL_FAILED_ASYNC_TEMP_COL_REQS	BIGINT	pool_failed_async_temp_col_reqs - Failed column-organized temporary prefetch requests
TOTAL_COL_TIME	BIGINT	total_col_time - Total column-organized time
TOTAL_COL_PROC_TIME	BIGINT	total_col_proc_time - Total column-organized processing time
TOTAL_COL_EXECUTIONS	BIGINT	total_col_executions - Total column-organized executions
COMM_EXIT_WAIT_TIME	BIGINT	comm_exit_wait_time - Communication buffer exit wait time
COMM_EXIT_WAITS	BIGINT	comm_exit_waits - Communication buffer exit number of waits
POST_THRESHOLD_HASH_JOINS	BIGINT	post_threshold_hash_joins - Hash Join Threshold monitor element
POOL_DATA_CACHING_TIER_L_READS	BIGINT	Reserved for future use.
POOL_INDEX_CACHING_TIER_L_READS	BIGINT	Reserved for future use.
POOL_XDA_CACHING_TIER_L_READS	BIGINT	Reserved for future use.
POOL_COL_CACHING_TIER_L_READS	BIGINT	Reserved for future use.

Table 139. Information returned for MON_GET_PKG_CACHE_STMT (continued)

Column Name	Data Type	Description or corresponding monitor element
POOL_DATA_CACHING_TIER_PAGE_WRITES	BIGINT	Reserved for future use.
POOL_INDEX_CACHING_TIER_PAGE_WRITES	BIGINT	Reserved for future use.
POOL_XDA_CACHING_TIER_PAGE_WRITES	BIGINT	Reserved for future use.
POOL_COL_CACHING_TIER_PAGE_WRITES	BIGINT	Reserved for future use.
POOL_DATA_CACHING_TIER_PAGE_UPDATES	BIGINT	Reserved for future use.
POOL_INDEX_CACHING_TIER_PAGE_UPDATES	BIGINT	Reserved for future use.
POOL_XDA_CACHING_TIER_PAGE_UPDATES	BIGINT	Reserved for future use.
POOL_COL_CACHING_TIER_PAGE_UPDATES	BIGINT	Reserved for future use.
POOL_CACHING_TIER_PAGE_READ_TIME	BIGINT	Reserved for future use.
POOL_CACHING_TIER_PAGE_WRITE_TIME	BIGINT	Reserved for future use.
POOL_DATA_CACHING_TIER_PAGES_FOUND	BIGINT	Reserved for future use.
POOL_INDEX_CACHING_TIER_PAGES_FOUND	BIGINT	Reserved for future use.
POOL_XDA_CACHING_TIER_PAGES_FOUND	BIGINT	Reserved for future use.
POOL_COL_CACHING_TIER_PAGES_FOUND	BIGINT	Reserved for future use.
POOL_DATA_CACHING_TIER_GBP_INVALID_PAGES	BIGINT	Reserved for future use.
POOL_INDEX_CACHING_TIER_GBP_INVALID_PAGES	BIGINT	Reserved for future use.
POOL_XDA_CACHING_TIER_GBP_INVALID_PAGES	BIGINT	Reserved for future use.
POOL_COL_CACHING_TIER_GBP_INVALID_PAGES	BIGINT	Reserved for future use.
POOL_DATA_CACHING_TIER_GBP_INDEP_PAGES_FOUND	BIGINT	Reserved for future use.
POOL_INDEX_CACHING_TIER_GBP_INDEP_PAGES_FOUND	BIGINT	Reserved for future use.
POOL_XDA_CACHING_TIER_GBP_INDEP_PAGES_FOUND	BIGINT	Reserved for future use.

Table 139. Information returned for MON_GET_PKG_CACHE_STMT (continued)

Column Name	Data Type	Description or corresponding monitor element
POOL_COL_CACHING_TIER_GBP_INDEP_PAGES_FOUND	BIGINT	Reserved for future use.
TOTAL_HASH_GRPBYS	BIGINT	total_hash_grpbys - Total hash group by operations
HASH_GRPBY_OVERFLOWES	BIGINT	hash_grpby_overflows - Hash group by overflows
POST_THRESHOLD_HASH_GRPBYS	BIGINT	post_threshold_hash_grpbys - Hash group by threshold
POST_THRESHOLD_OLAP_FUNCS	BIGINT	post_threshold_olap_funcs - OLAP function threshold monitor element
EXT_TABLE_RECV_WAIT_TIME	BIGINT	ext_table_recv_wait_time - Total agent wait time for external table readers monitor element
EXT_TABLE_RECVS_TOTAL	BIGINT	ext_table_recvs_total - Total row batches received from external table readers monitor element
EXT_TABLE_RECV_VOLUME	BIGINT	ext_table_recv_volume - Total data received from external table readers monitor element
EXT_TABLE_READ_VOLUME	BIGINT	ext_table_read_volume - Total data read by external table readers monitor element
EXT_TABLE_SEND_WAIT_TIME	BIGINT	ext_table_send_wait_time - Total agent wait time for external table writers monitor element
EXT_TABLE_SENDS_TOTAL	BIGINT	ext_table_sends_total - Total row batches sent to external table writers monitor element
EXT_TABLE_SEND_VOLUME	BIGINT	ext_table_send_volume - Total data sent to external table writers monitor element
EXT_TABLE_WRITE_VOLUME	BIGINT	ext_table_write_volume - Total data written by external table writers monitor element
SEMANTIC_ENV_ID	BIGINT	semantic_env_id - Query semantic compilation environment ID monitor element
STMTID	BIGINT	stmtid - Query statement ID monitor element
PLANID	BIGINT	planid - Query plan ID monitor element
PREP_WARNING	INTEGER	prep_warning - Prepare warning SQLCODE monitor element
PREP_WARNING_REASON	INTEGER	prep_warning_reason - Prepare warning SQLCODE reason identifier monitor element
POST_THRESHOLD_COL_VECTOR_CONSUMERS	BIGINT	post_threshold_col_vector_consumers - Post threshold columnar_vector consumers
TOTAL_COL_VECTOR_CONSUMERS	BIGINT	total_col_vector_consumers - Total columnar_vector consumers
ACTIVE_HASH_GRPBYS_TOP	BIGINT	active_hash_grpbys_top - Active hash Group By operations high watermark
ACTIVE_HASH_JOINS_TOP	BIGINT	active_hash_joins_top - Active hash joins operations high watermark

Table 139. Information returned for MON_GET_PKG_CACHE_STMT (continued)

Column Name	Data Type	Description or corresponding monitor element
ACTIVE_OLAP_FUNCS_TOP	BIGINT	active_olap_funcs_top - Active OLAP functions operations high watermark
ACTIVE_PEAS_TOP	BIGINT	active_peas_top - Active partial early aggregations operations high watermark
ACTIVE_PEDS_TOP	BIGINT	active_peds_top - Active partial early distinct operations high watermark
ACTIVE_SORT_CONSUMERS_TOP	BIGINT	active_sort_consumers_top - Active sort consumers high watermark
ACTIVE_SORTS_TOP	BIGINT	active_sorts_top - Active Sorts high watermark
ACTIVE_COL_VECTOR_CONSUMERS_TOP	BIGINT	active_col_vector_consumers_top - Active columnar_vector consumers high watermark
SORT_CONSUMER_HEAP_TOP	BIGINT	sort_consumer_heap_top - Individual private sort heap consumer high watermark
SORT_CONSUMER_SHRHEAP_TOP	BIGINT	sort_consumer_shrheap_top - Individual shared sort heap consumer high watermark
SORT_HEAP_TOP	BIGINT	sort_heap_top - Sort private heap high watermark
SORT_SHRHEAP_TOP	BIGINT	sort_shrheap_top - Sort share heap high watermark
TOTAL_INDEX_BUILD_TIME	BIGINT	total_index_build_time - Total time spent building indexes due to index creation
TOTAL_INDEX_BUILD_PROC_TIME	BIGINT	total_index_build_proc_time - Total non-wait time spent building indexes due to index creation
TOTAL_INDEXES_BUILT	BIGINT	total_indexes_built - Total number of indexes built
FCM_TQ_RECV_WAITS_TOTAL	BIGINT	fcm_tq_recv_waits_total - Number of times spent waiting to receive the next buffer monitor element
FCM_MESSAGE_RECV_WAITS_TOTAL	BIGINT	fcm_message_recv_waits_total - Number of times spent waiting for FCM reply message monitor element
FCM_TQ_SEND_WAITS_TOTAL	BIGINT	fcm_tq_send_waits_total - Number of times spent waiting to send the next buffer monitor element
FCM_MESSAGE_SEND_WAITS_TOTAL	BIGINT	fcm_message_send_waits_total - Number of times spent blocking on an FCM message send monitor element
FCM_SEND_WAITS_TOTAL	BIGINT	fcm_send_waits_total - Number of times spent blocking on an FCM send operation monitor element
FCM_RECV_WAITS_TOTAL	BIGINT	fcm_recv_waits_total - Number of times spent waiting to receive data through FCM monitor element
COL_VECTOR_CONSUMER_OVERFLOW	BIGINT	col_vector_consumer_overflows - Columnar vector consumer overflows monitor element.

Table 139. Information returned for MON_GET_PKG_CACHE_STMT (continued)

Column Name	Data Type	Description or corresponding monitor element
TOTAL_COL_SYNOPSIS_TIME	BIGINT	total_col_synopsis_time - Total column-organized synopsis table time monitor element
TOTAL_COL_SYNOPSIS_PROC_TIME	BIGINT	total_col_synopsis_proc_time - Total column-organized synopsis table processing time monitor element
TOTAL_COL_SYNOPSIS_EXECUTIONS	BIGINT	total_col_synopsis_executions - Total column-organized synopsis table executions monitor element
COL_SYNOPSIS_ROWS_INSERTED	BIGINT	col_synopsis_rows_inserted - Column-organized synopsis table rows inserted monitor element
ADM_OVERFLOW	BIGINT	adm_overflows - Number of times an activity fit as an overflow monitor element
ADM_BYPASS_ACT_TOTAL	BIGINT	adm_bypass_act_total - Number of times admission control was bypassed monitor element
LOB_PREFETCH_WAIT_TIME	BIGINT	lob_prefetch_wait_time - LOB prefetch wait time monitor element
LOB_PREFETCH_REQS	BIGINT	lob_prefetch_reqs - LOB prefetcher request count monitor element
FED_ROWS_DELETED	BIGINT	fed_rows_deleted - Rows deleted by a federation system monitor element
FED_ROWS_INSERTED	BIGINT	fed_rows_inserted - Rows inserted by a federation system monitor element
FED_ROWS_UPDATED	BIGINT	fed_rows_updated - Rows updated by a federation system monitor element
FED_ROWS_READ	BIGINT	fed_rows_read - Rows read by a federation system monitor element
FED_WAIT_TIME	BIGINT	fed_wait_time - Time spent by a federation server monitor element
FED_WAITS_TOTAL	BIGINT	fed_waits_total - Total number of execution times for a federation server monitor element
STMT_TEXT	CLOB(2M)	stmt_text - SQL statement text
COMP_ENV_DESC	BLOB(10K)	comp_env_desc - Compilation environment handle. You can use the existing COMPILATION_ENV table function to get the detailed compilation environment of the specific statement if needed.
MAX_COORD_STMT_EXEC_TIME_ARGS	BLOB(10M)	max_coord_stmt_exec_time_args - Maximum coordinator statement execution time arguments
STMT_COMMENTS	BLOB(10K)	stmt_comments - Comments in SQL statement text monitor element
ESTIMATED_SORT_SHRHEAP_TOP	BIGINT	estimated_sort_shrheap_top - Estimated shared sort heap consumption monitor element

Table 139. Information returned for MON_GET_PKG_CACHE_STMT (continued)

Column Name	Data Type	Description or corresponding monitor element
ESTIMATED_SORT_CONSUMERS_TOP	BIGINT	estimated_sort_consumers_top - Estimated concurrently executing sort memory consumers monitor element
ESTIMATED_RUNTIME	BIGINT	estimated_runtime - Estimated execution time for a DML statement monitor element
AGENTS_TOP	BIGINT	<u>agents_top - Number of Agents Created</u>
LAST_EXEC_ERROR	INTEGER	
LAST_EXEC_ERROR_SQLERRMC	VARCHAR(70)	
LAST_EXEC_ERROR_TIMESTAMP	TIMESTAMP	
LAST_EXEC_WARNING	INTEGER	
LAST_EXEC_WARNING_SQLERRMC	VARCHAR(70)	
LAST_EXEC_WARNING_TIMESTAMP	TIMESTAMP	
NUM_EXEC_WITH_ERROR	BIGINT	
NUM_EXEC_WITH_WARNING	BIGINT	

Usage notes

The MON_GET_PKG_CACHE_STMT table function returns a point-in-time view of both static and dynamic SQL statements in the database package cache. This allows you to examine the aggregated metrics for a particular SQL statement, allowing you to quickly determine the reasons for poor query performance. The metrics returned are aggregates of the metrics gathered during each execution of the statement.

It also allows you to compare the behavior of an individual cached section, relative to the other statements, to assist in identifying the most expensive section or statements (in terms of the execution costs).

The activity metrics reported by this function are rolled up to the global package cache at the end of the execution of the activity.

Metrics collection for the execution of any statement is controlled through the COLLECT ACTIVITY METRICS clause on workloads, or the **mon_act_metrics** database configuration parameter at the database level. Metrics are only collected for executions of the statement if the statement was submitted by a connection associated with a workload or database for which activity metrics are enabled. The **num_exec_with_metrics** element returned by the MON_GET_PKG_CACHE_STMT function indicates how many executions of the statement have had metrics collected and have contributed to the aggregate metrics reported. If no metrics are collected for any execution of the statement, then the **num_exec_with_metrics** element is 0 and all metric values are returned as 0.

The output that is returned by MON_GET_PKG_CACHE_STMT is not directly comparable to the output obtained through the dynamic SQL snapshot. The following are differences between the two interfaces:

- MON_GET_PKG_CACHE_STMT reports data per individual section in the cache, whereas the dynamic SQL snapshot aggregates all sections for the statement. Therefore, MON_GET_PKG_CACHE_STMT provides more granularity. It distinguishes statements that have separate entries in the cache because of a combination of environment differences.
- MON_GET_PKG_CACHE_STMT captures the metrics during query plan execution. The dynamic SQL snapshot might include some of the work that is done when the section is loaded, depending on how the statement is run from the application side.

Depending on the package cache size and contents, retrieving the full information available from the MON_GET_PKG_CACHE_STMT routine might require a substantial amount of memory. To reduce the

amount of memory that is allocated to retrieve the results, use selective parameter inputs and limit the columns that are selected. Columns that require large amounts of memory to retrieve include the `STMT_TEXT` and the `COMP_ENV_DESC` columns.

It takes a longer time period to build the compilation environment and to transfer statement text (which can be as large as 2 MB) between members. To improve performance when retrieving a list of all the statements from the package cache, do not select the `STMT_TEXT` and the `COMP_ENV_DESC` columns.

Example

List all the dynamic SQL statements from the database package cache ordered by the average CPU time.

```
db2 SELECT MEMBER,
        SECTION_TYPE ,
        TOTAL_CPU_TIME/NUM_EXEC_WITH_METRICS as
        AVG_CPU_TIME,EXECUTABLE_ID
FROM TABLE(MON_GET_PKG_CACHE_STMT ('D', NULL, NULL, -2)) as T
WHERE T.NUM_EXEC_WITH_METRICS <> 0 ORDER BY AVG_CPU_TIME
```

The following is an example of output from this query.

```
MEMBER SECTION_TYPE AVG_CPU_TIME
EXECUTABLE_ID
-----
0 D 754
x'010000000000000007A00000000000000000000000000000020020081126171554951791'
0 D 2964
x'01000000000000000790000000000000000000000000000020020081126171533551120'
0 D 5664
x'010000000000000007C0000000000000000000000000000020020081126171720728997'
0 D 5723
x'010000000000000007B0000000000000000000000000000020020081126171657272914'
0 D 9762
x'010000000000000007D0000000000000000000000000000020020081126172409987719'

5 record(s) selected.
```

With the earlier output, you can use the *executable_id* to find out the details about the most expensive statement (in terms of the average CPU time):

```
db2 SELECT STMT_TEXT FROM TABLE(MON_GET_PKG_CACHE_STMT
        (null, x'010000000000000007D0000000000000000000000000000020020081126172409987719', null, -2))

STMT_TEXT
-----
SELECT * FROM EMPLOYEE
```

As another example, assume a user named Alex has a connection associated to workload A which has the `COLLECT ACTIVITY METRICS` set. Another user, Brent, is associated to workload B that has the `COLLECT ACTIVITY METRICS` set to `NONE`. In addition, the database `mon_act_metrics` configuration parameter is set to `NONE`. When Brent executes the query:

```
SELECT count(*) FROM syscat.tables
```

all metrics are returned as 0 and the value of `num_exec_with_metrics` is also 0. Then Alex executes the same statement afterwards, but the metrics are collected this time for the execution of the statement and `num_exec_with_metrics` increments. So, after Brent and Alex execute that statement, the result of this query:

```
SELECT num_executions, num_exec_with_metrics, SUBSTR(stmt_text,1,50) AS stmt_text
FROM TABLE (MON_GET_PKG_CACHE_STMT('d', null, null, -1)) AS tf
WHERE stmt_text LIKE 'SELECT count%'
```

shows that the `SELECT` statement ran twice and one of the execution times had the activity metrics collected.

```
NUM_EXECUTIONS NUM_EXEC_WITH_METRICS STMT_TEXT
-----
```

2

1 SELECT count(*) FROM syscat.tables

1 record(s) selected.

MON_GET_PKG_CACHE_STMT_DETAILS table function - Get package cache statement metrics as an XML document

The MON_GET_PKG_CACHE_STMT_DETAILS table function returns metrics for one or more package cache entries.

The metrics returned by the MON_GET_PKG_CACHE_STMT_DETAILS table function represent the accumulation of all metrics for statements in the package cache. Statement metrics are rolled up to the package cache upon activity completion.

The metrics are returned in an XML document.

Authorization

One of the following authorities is required to execute the routine:

- EXECUTE privilege on the routine
- DATAACCESS authority
- DBADM authority
- SQLADM authority

Default PUBLIC privilege

None

Syntax

```

▶▶ MON_GET_PKG_CACHE_STMT_DETAILS ( ( section_type , executable_id ,
    search_args , member ) )▶▶

```

The schema is SYSPROC.

Routine parameters

section_type

An optional input argument (either "D" or "S") of type CHAR(1) that specifies information type for the returned statement. If the argument is NULL or an empty string, information is returned for all SQL statements. Not case sensitive: D stands for dynamic; S for static.

executable_id

An optional input argument of type VARCHAR (32) for bit data that specifies a unique section of the database package cache. If a null value is specified, information is returned for all SQL statements. When the *executable_id* is specified, the *section_type* argument is ignored. For example, if an *executable_id* is specified for a dynamic statement, the dynamic statement details will be returned by this table function even if *section_type* is specified as static ("S").

search_args

An optional input parameter of type CLOB(1K), that allows you to specify one or more optional search argument strings. For example:

```
'<modified_within>5</modified_within><update_boundary_time>myPkgEvmon
</update_boundary_time>'
```

The available search argument tags are as follows:

- '<modified_within>X</modified_within>'

Returns only those statement entries that have either been inserted into the cache or executed within the last *X* minutes (where *X* is a positive integer value). If the argument is not specified, all entries in the cache are returned.

- '<update_boundary_time>evmon_name</update_boundary_time>'

Updates the event monitor boundary timestamp to the current time for the package cache event monitor specified by *evmon_name*. If this event monitor specifies where *updated_since_boundary_time* as an output criteria in its WHERE clause, only package cache entries that subsequently have their metrics updated are captured when evicted from the package cache. This operation only has an effect if the specified package cache event monitor is active when the command is issued.

- '<stmt_details>>true</stmt_details>' or '<stmt_details>>false</stmt_details>'

Includes or excludes the *stmt_text* and *comp_env_desc* data in the resulting XML document. This allows you to exclude these relatively large portions of the document when you do not need them (for example, if you are using the XML document to provide input for the MON_FORMAT_XML_* table functions that return formatted row-based output). If this argument tag is not specified, the *stmt_text* and *comp_env_desc* data are included by default.

Each input argument can be specified only once. The search argument tags must be specified in lowercase.

member

An optional input argument of type INTEGER that specifies a valid member in the same instance as the currently connected database when calling this function. Specify -1 for the current database member, or -2 for all active database members. If the null value is specified, -1 is set.

Information returned

Table 140. Information returned for MON_GET_PKG_CACHE_STMT_DETAILS

Column Name	Data Type	Description or corresponding monitor element
MEMBER	SMALLINT	member - Database member
SECTION_TYPE	CHAR(1)	section_type - Section type indicator.
EXECUTABLE_ID	VARCHAR(32) FOR BIT DATA	executable_id - Executable ID.
DETAILS	BLOB(20M)	XML document containing detailed metrics for the unit of work. See Table 141 on page 658 for a description of the elements in this document.

Table 141. Detailed metrics returned for MON_GET_PKG_CACHE_STMT_DETAILS

Element Name	Data Type	Description
active_col_vector_consumers_top	xs:long	active_col_vector_consumers_top - Active columnar_vector consumers high watermark
active_hash_grpbys_top	xs:long	active_hash_grpbys_top - Active hash Group By operations high watermark
active_hash_joins_top	xs:long	active_hash_joins_top - Active hash joins operations high watermark
active_olap_funcs_top	xs:long	active_olap_funcs_top - Active OLAP functions operations high watermark
active_peas_top	xs:long	active_peas_top - Active partial early aggregations operations high watermark

Table 141. Detailed metrics returned for MON_GET_PKG_CACHE_STMT_DETAILS (continued)

Element Name	Data Type	Description
active_peds_top	xs:long	active_peds_top - Active partial early distinct operations high watermark
active_sort_consumers_top	xs:long	active_sort_consumers_top - Active sort consumers high watermark
active_sorts_top	xs:long	active_sorts_top - Active Sorts high watermark
adm_bypass_act_total	xs:long	adm_bypass_act_total - Number of times admission control was bypassed monitor element
adm_overflows	xs:long	adm_overflows - Number of times an activity fit as an overflow monitor element
agents_top	xs:long	agents_top - Number of Agents Created
audit_events_total	xs:long	audit_events_total - Total audit events
audit_file_write_wait_time	xs:long	audit_file_write_wait_time - Audit file write wait time
audit_file_writes_total	xs:long	audit_file_writes_total - Total Audit files written
audit_subsystem_wait_time	xs:long	audit_subsystem_wait_time - Audit subsystem wait time
audit_subsystem_waits_total	xs:long	audit_subsystem_waits_total - Total audit subsystem waits
cf_wait_time	xs:long	cf_wait_time - cluster caching facility wait time monitor element
cf_waits	xs:long	cf_waits - Number of cluster caching facility waits monitor element
col_synopsis_rows_inserted	xs:nonNegativeInteger	col_synopsis_rows_inserted - Column-organized synopsis table rows inserted monitor element
col_vector_consumer_overflows	xs:long	col_vector_consumer_overflows - Columnar vector consumer overflows monitor element.
comm_exit_wait_time	xs:long	comm_exit_wait_time - Communication exit wait time monitor element
comm_exit_waits	xs:long	comm_exit_waits - Communication exit number of waits monitor element
comp_env_desc	xs:hexBinary(10240)	comp_env_desc - Compilation environment handle. You can use the existing COMPILATION_ENV table function to get the detailed compilation environment of the specific statement if needed.
coord_stmt_exec_time	xs:long	coord_stmt_exec_time - Execution time for statement by coordinator agent
deadlocks	xs:long	deadlocks - Deadlocks detected
diaglog_write_wait_time	xs:long	diaglog_write_wait_time - Diag log write time
diaglog_writes_total	xs:long	diaglog_writes_total - Diag log total writes
direct_read_reqs	xs:long	direct_read_reqs - Direct read requests
direct_read_time	xs:long	direct_read_time - Direct read time

Table 141. Detailed metrics returned for MON_GET_PKG_CACHE_STMT_DETAILS (continued)

Element Name	Data Type	Description
direct_reads	xs:long	direct_reads - Direct reads from database
direct_write_reqs	xs:long	direct_write_reqs - Direct write requests
direct_write_time	xs:long	direct_write_time - Direct write time
direct_writes	xs:long	direct_writes - Direct writes to database
disabled_peds	xs:long	disabled_peds - Disabled partial early distincts
effective_isolation	xs:string(2)	effective_isolation - Effective isolation. This is the isolation value in effect for the section; it can be different from what it was originally requested at compilation time.
estimated_runtime	xs:long	estimated_runtime - Estimated execution time for a DML statement monitor element
estimated_sort_consumers_top	xs:long	estimated_sort_consumers_top - Estimated concurrently executing sort memory consumers monitor element
estimated_sort_shrheap_top	xs:long	estimated_sort_shrheap_top - Estimated shared sort heap consumption monitor element
evmon_wait_time	xs:nonNegativeInteger	evmon_wait_time - Event monitor wait time
evmon_waits_total	xs:nonNegativeInteger	evmon_waits_total - Event monitor total waits
executable_id	xs:hexBinary(32)	executable_id - Executable ID.
ext_table_read_volume	xs:nonNegativeInteger	ext_table_read_volume - Total data read by external table readers monitor element
ext_table_recv_volume	xs:nonNegativeInteger	ext_table_recv_volume - Total data received from external table readers monitor element
ext_table_recv_wait_time	xs:nonNegativeInteger	ext_table_recv_wait_time - Total agent wait time for external table readers monitor element
ext_table_recvs_total	xs:nonNegativeInteger	ext_table_recvs_total - Total row batches received from external table readers monitor element
ext_table_send_volume	xs:nonNegativeInteger	ext_table_send_volume - Total data sent to external table writers monitor element
ext_table_send_wait_time	xs:nonNegativeInteger	ext_table_send_wait_time - Total agent wait time for external table writers monitor element
ext_table_sends_total	xs:nonNegativeInteger	ext_table_sends_total - Total row batches sent to external table writers monitor element
ext_table_write_volume	xs:nonNegativeInteger	ext_table_write_volume - Total data written by external table writers monitor element
fcm_message_recv_volume	xs:long	fcm_message_recv_volume - FCM message recv volume
fcm_message_recv_wait_time	xs:long	fcm_message_recv_wait_time - FCM message recv wait time

Table 141. Detailed metrics returned for MON_GET_PKG_CACHE_STMT_DETAILS (continued)

Element Name	Data Type	Description
fcm_message_rcv_waits_total	xs:nonNegativeInteger	fcm_message_rcv_waits_total - Number of times spent waiting for FCM reply message monitor element
fcm_message_recvs_total	xs:long	fcm_message_recvs_total - FCM message recvs total
fcm_message_send_volume	xs:long	fcm_message_send_volume - FCM message send volume
fcm_message_send_wait_time	xs:long	fcm_message_send_wait_time - FCM message send wait time
fcm_message_send_waits_total	xs:nonNegativeInteger	fcm_message_send_waits_total - Number of times spent blocking on an FCM message send monitor element
fcm_message_sends_total	xs:long	fcm_message_sends_total - FCM message sends total
fcm_rcv_volume	xs:long	fcm_rcv_volume - FCM rcv volume
fcm_rcv_wait_time	xs:long	fcm_rcv_wait_time - FCM rcv wait time
fcm_recvs_total	xs:long	fcm_recvs_total - FCM recvs total
fcm_send_volume	xs:long	fcm_send_volume - FCM send volume
fcm_send_wait_time	xs:long	fcm_send_wait_time - FCM send wait time
fcm_send_waits_total	xs:nonNegativeInteger	fcm_send_waits_total - Number of times spent blocking on an FCM send operation monitor element
fcm_sends_total	xs:long	fcm_sends_total - FCM sends total
fcm_tq_rcv_volume	xs:long	fcm_tq_rcv_volume - FCM tablequeue rcv volume
fcm_tq_rcv_wait_time	xs:long	fcm_tq_rcv_wait_time - FCM tablequeue rcv wait time
fcm_tq_recvs_total	xs:long	fcm_tq_recvs_total - FCM tablequeue recvs total
fcm_tq_send_volume	xs:long	fcm_tq_send_volume - FCM tablequeue send volume
fcm_tq_send_wait_time	xs:long	fcm_tq_send_wait_time - FCM tablequeue send wait time
fcm_tq_sends_total	xs:long	fcm_tq_sends_total - FCM tablequeue send total
fed_rows_deleted	xs:nonNegativeInteger	fed_rows_deleted - Rows deleted by a federation system monitor element
fed_rows_inserted	xs:nonNegativeInteger	fed_rows_inserted - Rows inserted by a federation system monitor element
fed_rows_read	xs:nonNegativeInteger	fed_rows_read - Rows read by a federation system monitor element
fed_rows_updated	xs:nonNegativeInteger	fed_rows_updated - Rows updated by a federation system monitor element
fed_wait_time	xs:nonNegativeInteger	fed_wait_time - Time spent by a federation server monitor element

Table 141. Detailed metrics returned for MON_GET_PKG_CACHE_STMT_DETAILS (continued)

Element Name	Data Type	Description
fed_waits_total	xs:nonNegativeInteger	fed_waits_total - Total number of execution times for a federation server monitor element
hash_grpby_overflows	xs:long	hash_grpby_overflows - Hash group by overflows
hash_join_overflows	xs:long	hash_join_overflows - Hash Join Overflows monitor element
hash_join_small_overflows	xs:long	hash_join_small_overflows - Hash Join Small Overflows monitor element
ida_rcv_volume	xs:nonNegativeInteger	ida_rcv_volume - Total data volume received monitor element The total volume of data the database server received from an in-database analytics process. The value is reported in bytes.
ida_rcv_wait_time	xs:nonNegativeInteger	ida_rcv_wait_time - Time spent waiting to receive data monitor element The total amount of time spent waiting to receive data from an in-database analytics process.
ida_recvs_total	xs:nonNegativeInteger	ida_recvs_total - Number of times data received monitor element The total number of times data was received from an in-database analytics process.
ida_send_volume	xs:nonNegativeInteger	ida_send_volume - Total data volume sent monitor element The total volume of data sent from the database server to an in-database analytics process. The value is reported in bytes.
ida_send_wait_time	xs:nonNegativeInteger	ida_send_wait_time - Time spent waiting to send data monitor element The total amount of time spent waiting to send data to an in-database analytics process.
ida_sends_total	xs:nonNegativeInteger	ida_sends_total - Number of times data sent monitor element The total number of times data was sent to an in-database analytics process.
insert_timestamp	xs:dateTime	insert_timestamp - Statement insert timestamp
int_rows_deleted	xs:long	int_rows_deleted - Internal Rows Deleted monitor element
int_rows_inserted	xs:long	int_rows_inserted - Internal Rows Inserted monitor element
int_rows_updated	xs:long	int_rows_updated - Internal Rows Updated monitor element
last_metrics_update	xs:dateTime	last_metrics_update - Metrics last update timestamp

Table 141. Detailed metrics returned for MON_GET_PKG_CACHE_STMT_DETAILS (continued)

Element Name	Data Type	Description
lob_prefetch_reqs	xs:nonNegativeInteger	lob_prefetch_reqs - LOB prefetcher request count monitor element
lob_prefetch_wait_time	xs:nonNegativeInteger	lob_prefetch_wait_time - LOB prefetch wait time monitor element
lock_escals	xs:long	lock_escals - Number of lock escalations
lock_escals_global	xs:long	lock_escals_global - Number of global lock escalations monitor element
lock_escals_locklist	xs:long	lock_escals_locklist - Number of locklist lock escalations monitor element
lock_escals_maxlocks	xs:long	lock_escals_maxlocks - Number of maxlocks lock escalations monitor element
lock_timeouts	xs:long	lock_timeouts - Number of lock timeouts
lock_timeouts_global	xs:long	lock_timeouts_global - Lock timeouts global monitor element
lock_wait_time	xs:long	lock_wait_time - Time waited on locks
lock_wait_time_global	xs:long	lock_wait_time_global - Lock wait time global monitor element
lock_waits	xs:long	lock_waits - Lock waits
lock_waits_global	xs:long	lock_waits_global - Lock waits global monitor element
log_buffer_wait_time	xs:long	log_buffer_wait_time - Log buffer wait time
log_disk_wait_time	xs:long	log_disk_wait_time - Log disk wait time
log_disk_waits_total	xs:long	log_disk_waits_total - Log disk waits total
max_coord_stmt_exec_time	xs:nonNegativeInteger	max_coord_stmt_exec_time - Maximum coordinator statement execution time
max_coord_stmt_exec_time_args	logical-grouping	max_coord_stmt_exec_time_args - Maximum coordinator statement execution time arguments
max_coord_stmt_exec_timestamp	xs:dateTime	max_coord_stmt_exec_timestamp - Maximum coordinator statement execution timestamp
member	xs:short	member - Database member
num_coord_exec	xs:long	num_coord_exec - Number of executions by coordinator agent
num_coord_exec_with_metrics	xs:long	num_coord_exec_with_metrics - Number of executions by coordinator agent with metrics
num_exec_with_metrics	xs:nonNegativeInteger	num_exec_with_metrics - Number of executions with metrics collected.
num_executions	xs:nonNegativeInteger	num_executions - Statement executions
num_log_buffer_full	xs:long	num_log_buffer_full - Number of full log buffers
num_lw_thresh_exceeded	xs:long	num_lw_thresh_exceeded - Number of thresholds exceeded

Table 141. Detailed metrics returned for MON_GET_PKG_CACHE_STMT_DETAILS (continued)

Element Name	Data Type	Description
num_routines	xs:int	num_routines -Number of routines
num_working_copies	xs:long	Number of working copies.
olap_func_overflows	xs:long	olap_func_overflows - OLAP Function Overflows monitor element
package_name	xs:string(128)	package_name - Package name. This output is valid for static SQL statements only. A NULL value is returned if the statement is dynamic.
package_schema	xs:string(128)	package_schema - Package schema. This output is valid for static SQL statements only. A NULL value is returned if the statement is dynamic.
package_version_id	xs:string(64)	package_version_id - Package version. This output is valid for static SQL statements only. This element is not produced if the statement is dynamic or if you did not specify the package version for static statement. If you did not specify the package version identifier when the package was created, an empty string is returned for a static statement.
planid	xs:long	planid - Query plan ID monitor element
pool_col_gbp_indep_pages_found_in_lbp	xs:nonNegativeInteger	pool_col_gbp_indep_pages_found_in_lbp - Buffer pool column-organized GBP independent pages found in local buffer pool
pool_col_gbp_invalid_pages	xs:nonNegativeInteger	pool_col_gbp_invalid_pages - Buffer pool column-organized GBP invalid data pages
pool_col_gbp_l_reads	xs:nonNegativeInteger	pool_col_gbp_l_reads - Buffer pool column-organized GBP logical reads
pool_col_gbp_p_reads	xs:nonNegativeInteger	pool_col_gbp_p_reads - Buffer pool column-organized GBP physical reads
pool_col_l_reads	xs:nonNegativeInteger	pool_col_l_reads - Buffer pool column-organized logical reads
pool_col_lbp_pages_found	xs:nonNegativeInteger	pool_col_lbp_pages_found - Buffer pool column-organized LBP pages found
pool_col_p_reads	xs:nonNegativeInteger	pool_col_p_reads - Buffer pool column-organized physical reads
pool_col_writes	xs:nonNegativeInteger	pool_col_writes - Buffer pool column-organized writes
pool_data_gbp_indep_pages_found_in_lbp	xs:nonNegativeInteger	pool_data_gbp_indep_pages_found_in_lbp - Group buffer pool independent data pages found in local buffer pool monitor element
pool_data_gbp_invalid_pages	xs:long	pool_data_gbp_invalid_pages - Group buffer pool invalid data pages
pool_data_gbp_l_reads	xs:long	pool_data_gbp_invalid_pages - Group buffer pool invalid data pages monitor element

Table 141. Detailed metrics returned for MON_GET_PKG_CACHE_STMT_DETAILS (continued)

Element Name	Data Type	Description
pool_data_gbp_l_reads	xs:long	pool_data_gbp_l_reads - Group buffer pool data logical reads monitor element
pool_data_gbp_p_reads	xs:long	pool_data_gbp_p_reads - Group buffer pool data physical reads monitor element
pool_data_l_reads	xs:long	pool_data_l_reads - Buffer pool data logical reads
pool_data_lbp_pages_found	xs:long	pool_data_lbp_pages_found - Local buffer pool found data pages monitor element
pool_data_p_reads	xs:long	pool_data_p_reads - Buffer pool data physical reads
pool_data_writes	xs:long	pool_data_writes - Buffer pool data writes
pool_failed_async_col_reqs	xs:nonNegativeInteger	pool_failed_async_col_reqs - Failed column-organized prefetch requests
pool_failed_async_data_reqs	xs:nonNegativeInteger	pool_failed_async_data_reqs - Failed data prefetch requests monitor element
pool_failed_async_index_reqs	xs:nonNegativeInteger	pool_failed_async_index_reqs - Failed index prefetch requests monitor element
pool_failed_async_other_reqs	xs:nonNegativeInteger	pool_failed_async_other_reqs - Failed non-prefetch requests monitor element
pool_failed_async_temp_data_reqs	xs:nonNegativeInteger	pool_failed_async_temp_data_reqs - Failed data prefetch requests for temporary table spaces monitor element
pool_failed_async_temp_index_reqs	xs:nonNegativeInteger	pool_failed_async_temp_index_reqs - Failed index prefetch requests for temporary table spaces monitor element
pool_failed_async_temp_col_reqs	xs:nonNegativeInteger	pool_failed_async_temp_col_reqs - Failed column-organized temporary prefetch requests
pool_failed_async_temp_xda_reqs	xs:nonNegativeInteger	pool_failed_async_temp_xda_reqs - Failed XDA prefetch requests for temporary table spaces monitor element
pool_failed_async_xda_reqs	xs:nonNegativeInteger	pool_failed_async_xda_reqs - Failed XDA prefetch requests monitor element
pool_index_gbp_indep_pages_found_in_lbp	xs:nonNegativeInteger	pool_index_gbp_indep_pages_found_in_lbp - Group buffer pool independent index pages found in local buffer pool monitor element
pool_index_gbp_invalid_pages	xs:long	pool_index_gbp_invalid_pages - Group buffer pool invalid index pages monitor element
pool_index_gbp_l_reads	xs:long	pool_index_gbp_l_reads - Group buffer pool index logical reads monitor element
pool_index_gbp_p_reads	xs:long	pool_index_gbp_p_reads - Group buffer pool index physical reads monitor elements
pool_index_l_reads	xs:long	pool_index_l_reads - Buffer pool index logical reads
pool_index_lbp_pages_found	xs:long	pool_index_lbp_pages_found - Local buffer pool index pages found monitor element

Table 141. Detailed metrics returned for MON_GET_PKG_CACHE_STMT_DETAILS (continued)

Element Name	Data Type	Description
pool_index_p_reads	xs:long	pool_index_p_reads - Buffer pool index physical reads
pool_index_writes	xs:long	pool_index_writes - Buffer pool index writes
pool_queued_async_col_reqs	xs:nonNegativeInteger	pool_queued_async_col_reqs - Column-organized prefetch requests
pool_queued_async_data_pages	xs:nonNegativeInteger	pool_queued_async_data_pages - Data pages prefetch requests monitor element
pool_queued_async_data_reqs	xs:nonNegativeInteger	pool_queued_async_data_reqs - Data prefetch requests monitor element
pool_queued_async_index_reqs	xs:nonNegativeInteger	pool_queued_async_index_reqs - Index prefetch requests monitor element
pool_queued_async_index_pages	xs:nonNegativeInteger	pool_queued_async_index_pages - Index pages prefetch requests monitor element
pool_queued_async_col_pages	xs:nonNegativeInteger	pool_queued_async_col_pages - Column-organized page prefetch requests
pool_queued_async_temp_col_pages	xs:nonNegativeInteger	pool_queued_async_temp_col_pages - Column-organized page temporary prefetch requests
pool_queued_async_temp_col_reqs	xs:nonNegativeInteger	pool_queued_async_temp_col_reqs - Column-organized temporary prefetch requests
pool_queued_async_other_reqs	xs:nonNegativeInteger	pool_queued_async_other_reqs - Non-prefetch requests monitor element
pool_queued_async_temp_data_pages	xs:nonNegativeInteger	pool_queued_async_temp_data_pages - Data pages prefetch requests for temporary table spaces monitor element
pool_queued_async_temp_data_reqs	xs:nonNegativeInteger	pool_queued_async_temp_data_reqs - Data prefetch requests for temporary table spaces monitor element
pool_queued_async_temp_index_pages	xs:nonNegativeInteger	pool_queued_async_temp_index_pages - Index pages prefetch requests for temporary table spaces monitor element
pool_queued_async_temp_index_reqs	xs:nonNegativeInteger	pool_queued_async_temp_index_reqs - Index prefetch requests for temporary table spaces monitor element
pool_queued_async_temp_xda_pages	xs:nonNegativeInteger	pool_queued_async_temp_xda_pages - XDA data pages prefetch requests for temporary table spaces monitor element
pool_queued_async_temp_xda_reqs	xs:nonNegativeInteger	pool_queued_async_temp_xda_reqs - XDA data prefetch requests for temporary table spaces monitor element
pool_queued_async_xda_pages	xs:long	pool_queued_async_xda_pages - XDA pages prefetch requests monitor element
pool_queued_async_xda_reqs	xs:nonNegativeInteger	pool_queued_async_xda_reqs - XDA prefetch requests monitor element

Table 141. Detailed metrics returned for MON_GET_PKG_CACHE_STMT_DETAILS (continued)

Element Name	Data Type	Description
pool_read_time	xs:long	pool_read_time - Total buffer pool physical read time
pool_temp_col_l_reads	xs:nonNegativeInteger	pool_temp_col_l_reads - Buffer pool column-organized temporary logical reads
pool_temp_col_p_reads	xs:nonNegativeInteger	pool_temp_col_p_reads - Buffer pool column-organized temporary physical reads
pool_temp_data_l_reads	xs:long	pool_temp_data_l_reads - Buffer pool temporary data logical reads
pool_temp_data_p_reads	xs:long	pool_temp_data_p_reads - Buffer pool temporary data physical reads
pool_temp_index_l_reads	xs:long	pool_temp_index_l_reads - Buffer pool temporary index logical reads
pool_temp_index_p_reads	xs:long	pool_temp_index_p_reads - Buffer pool temporary index physical reads
pool_temp_xda_l_reads	xs:long	pool_temp_xda_l_reads - Buffer pool temporary XDA data logical reads monitor element
pool_temp_xda_p_reads	xs:long	pool_temp_xda_p_reads - Buffer pool temporary XDA data physical reads
pool_write_time	xs:long	pool_write_time - Total buffer pool physical write time
pool_xda_gbp_indep_pages_found_in_lbp	xs:nonNegativeInteger	pool_xda_gbp_indep_pages_found_in_lbp - Group buffer pool XDA independent pages found in local buffer pool monitor element
pool_xda_gbp_invalid_pages	xs:nonNegativeInteger	pool_xda_gbp_invalid_pages - Group buffer pool invalid XDA data pages
pool_xda_gbp_l_reads	xs:nonNegativeInteger	pool_xda_gbp_l_reads - Group buffer pool XDA data logical read requests
pool_xda_gbp_p_reads	xs:nonNegativeInteger	pool_xda_gbp_p_reads - Group buffer pool XDA data physical read requests
pool_xda_l_reads	xs:long	pool_xda_l_reads - Buffer pool XDA data logical reads monitor element
pool_xda_l_reads	xs:long	pool_xda_l_reads - Buffer pool XDA data logical reads
pool_xda_lbp_pages_found	xs:nonNegativeInteger	pool_xda_lbp_pages_found - Local buffer pool XDA data pages found
pool_xda_p_reads	xs:long	pool_xda_p_reads - Buffer pool XDA data physical reads
pool_xda_writes	xs:long	pool_xda_writes - Buffer pool XDA data writes
post_shrthreshold_hash_joins	xs:long	post_shrthreshold_hash_joins - Post threshold hash joins monitor element
post_shrthreshold_sorts	xs:long	post_shrthreshold_sorts - Post shared threshold sorts

Table 141. Detailed metrics returned for MON_GET_PKG_CACHE_STMT_DETAILS (continued)

Element Name	Data Type	Description
post_threshold_col_vector_consumers	xs:long	post_threshold_col_vector_consumers - Post threshold columnar_vector consumers
post_threshold_hash_grpbys	xs:long	post_threshold_hash_grpbys - Hash group by threshold post_threshold_hash_grpbys - Hash group by threshold
post_threshold_hash_joins	xs:long	post_threshold_hash_joins - Hash Join Threshold monitor element
post_threshold_olap_funcs	xs:long	post_threshold_olap_funcs - OLAP function threshold monitor element
post_threshold_peas	xs:long	post_threshold_peas - Partial early aggregation threshold
post_threshold_peds	xs:long	post_threshold_peds - Partial early distincts threshold
post_threshold_sorts	xs:long	post_threshold_sorts - Post threshold sorts
prefetch_wait_time	xs:nonNegativeInteger	prefetch_wait_time - Time waited for prefetch
prefetch_waits	xs:nonNegativeInteger	prefetch_waits - Prefetcher wait count monitor element
prep_time	xs:nonNegativeInteger	prep_time - Preparation time Note that PREP_TIME is only valid for dynamic SQL statements. PREP_TIME is reported as 0 for static SQL statements.
prep_warning	xs:int	prep_warning - Prepare warning SQLCODE monitor element
prep_warning_reason	xs:int	prep_warning_reason - Prepare warning SQLCODE reason identifier monitor element
fcm_tq_send_waits_total	xs:nonNegativeInteger	fcm_tq_send_waits_total - Number of times spent waiting to send the next buffer monitor element
query_cost_estimate	xs:long	query_cost_estimate - Query cost estimate
query_data_tag_list	xs:string(32)	query_data_tag_list - Query data tag list
reclaim_wait_time	xs:long	reclaim_wait_time - Reclaim wait time monitor element
routine_id	xs:long	routine_id - Routine ID. For CALL statements provides the routine identifier for the target procedure. For all other types of statements the value is 0.
rows_deleted	xs:long	rows_deleted - Rows deleted monitor element
rows_inserted	xs:long	rows_inserted - Rows inserted monitor element
rows_modified	xs:long	rows_modified - Rows modified
rows_read	xs:long	rows_read - Rows read
rows_returned	xs:long	rows_returned - Rows returned
rows_updated	xs:long	rows_updated - Rows updated monitor element

Table 141. Detailed metrics returned for MON_GET_PKG_CACHE_STMT_DETAILS (continued)

Element Name	Data Type	Description
section_number	xs:short	section_number - Section number. This element is not produced if the statement is dynamic.
section_type	xs:string(1)	section_type - Section type indicator.
semantic_env_id	xs:long	semantic_env_id - Query semantic compilation environment ID monitor element
sort_consumer_heap_top	xs:long	sort_consumer_heap_top - Individual private sort heap consumer high watermark
sort_consumer_shrheap_top	xs:long	sort_consumer_shrheap_top - Individual shared sort heap consumer high watermark
sort_heap_top	xs:long	sort_heap_top - Sort private heap high watermark
sort_overflows	xs:long	sort_overflows - Sort overflows
sort_shrheap_top	xs:long	sort_shrheap_top - Sort share heap high watermark
spacemappage_reclaim_wait_time	xs:long	spacemappage_reclaim_wait_time - Space map page reclaim wait time monitor element
stmt_exec_time	xs:long	stmt_exec_time - Statement execution time
stmt_pkg_cache_id	xs:long	stmt_pkgcache_id - Statement package cache identifier
stmt_comments	stmt_comments_type	stmt_comments - Comments in SQL statement text monitor element
stmt_text	xs:string(2097152)	stmt_text - SQL statement text
stmt_type_id	xs:string	stmt_type_id - Statement type identifier
stmt_value_data	xs:string(32768)	stmt_value_data - Value data
stmt_value_index	xs:nonNegativeInteger	stmt_value_index - Value index
stmt_value_isnull	xs:string(20)	stmt_value_isnull - Value has null value
stmt_value_isreopt	xs:string(20)	stmt_value_isreopt - Variable used for statement reoptimization
stmt_value_type	xs:string(255)	stmt_value_type - Value type
stmtid	xs:long	stmtid - Query statement ID monitor element
stmtno	xs:int	stmtno - Statement number monitor element
thresh_violations	xs:long	thresh_violations - Number of threshold violations
total_act_time	xs:long	total_act_time - Total activity time
total_act_wait_time	xs:long	total_act_wait_time - Total activity wait time
total_app_section_executions	xs:long	total_app_section_executions - Total section executions
total_col_executions	xs:nonNegativeInteger	total_col_executions - Total column-organized executions
total_col_proc_time	xs:nonNegativeInteger	total_col_proc_time - Total column-organized processing time

Table 141. Detailed metrics returned for MON_GET_PKG_CACHE_STMT_DETAILS (continued)

Element Name	Data Type	Description
total_col_synopsis_executions	xs:nonNegativeInteger	total_col_synopsis_executions - Total column-organized synopsis table executions monitor element
total_col_synopsis_proc_time	xs:nonNegativeInteger	total_col_synopsis_proc_time - Total column-organized synopsis table processing time monitor element
total_col_synopsis_time	xs:nonNegativeInteger	total_col_synopsis_time - Total column-organized synopsis table time monitor element
total_col_time	xs:nonNegativeInteger	total_col_time - Total column-organized time
total_col_vector_consumers	xs:long	total_col_vector_consumers - Total columnar_vector consumers
total_cpu_time	xs:long	total_cpu_time - Total CPU time
total_disp_run_queue_time	xs:long	total_disp_run_queue_time - Total dispatcher run queue time
total_extended_latch_wait_time	xs:nonNegativeInteger	total_extended_latch_wait_time - Total extended latch wait time
total_extended_latch_waits	xs:nonNegativeInteger	total_extended_latch_waits - Total extended latch waits
total_hash_grpbys	xs:long	total_hash_grpbys - Total hash group by operations
total_hash_joins	xs:long	total_hash_joins - Total Hash Joins monitor element
total_hash_loops	xs:long	total_hash_loops - Total Hash Loops monitor element
total_index_build_proc_time	xs:long	total_index_build_proc_time - Total non-wait time spent building indexes due to index creation
total_index_build_time	xs:long	total_index_build_time - Total time spent building indexes due to index creation
total_indexes_built	xs:long	total_indexes_built - Total number of indexes built
total_olap_funcs	xs:long	total_olap_funcs - Total OLAP Functions monitor element
total_peas	xs:long	total_peas - Total partial early aggregations
total_peds	xs:long	total_peds - Total partial early distincts
total_routine_invocations	xs:long	total_routine_invocations - Total routine invocations
total_routine_non_sect_proc_time	xs:long	total_routine_non_sect_proc_time - Non-section processing time
total_routine_non_sect_time	xs:long	total_routine_non_sect_time - Non-section routine execution time
total_routine_time	xs:long	total_routine_time - Total routine time
total_routine_user_code_time	xs:long	total_routine_user_code_time - Total routine user code time

Table 141. Detailed metrics returned for MON_GET_PKG_CACHE_STMT_DETAILS (continued)

Element Name	Data Type	Description
total_routine_user_code_proc_time	xs:long	total_routine_user_code_proc_time - Total routine user code processing time
total_section_proc_time	xs:long	total_section_proc_time - Total section processing time
total_section_sort_proc_time	xs:long	total_section_sort_proc_time - Total section sort processing time
total_section_sort_time	xs:long	total_section_sort_time - Total section sort time
total_section_sorts	xs:long	total_section_sorts - Total section sorts
total_section_time	xs:long	total_section_time - Total section time
total_sorts	xs:long	total_sorts - Total Sorts
total_stats_fabrication_time	xs:nonNegativeInteger	total_stats_fabrication_time - Total statistics fabrication time
total_stats_fabrications	xs:nonNegativeInteger	total_stats_fabrications - Total statistics fabrications
total_sync_runstats	xs:nonNegativeInteger	total_sync_runstats - Total synchronous RUNSTATS activities
total_sync_runstats_time	xs:nonNegativeInteger	total_sync_runstats_time - Total synchronous RUNSTATS time
tq_sort_heap_rejections	xs:long	tq_sort_heap_rejections - Table queue sort heap rejections
tq_sort_heap_requests	xs:long	tq_sort_heap_requests - Table queue sort heap requests
tq_tot_send_spills	xs:long	tq_tot_send_spills - Total number of table queue buffers overflowed
valid	xs:string(1)	valid - Section validity indicator
wlm_queue_assignments_total	xs:long	wlm_queue_assignments_total - Workload manager total queue assignments
wlm_queue_time_total	xs:long	wlm_queue_time_total - Workload manager total queue time

Usage notes

The metrics returned by this function represent the accumulation of all metrics for statements in the package cache. Statement metrics are rolled up to the package cache upon activity completion.

The schema for the XML document that is returned in the DETAILS column is available in the file `sql1lib/misc/DB2MonRoutines.xsd`. Further details can be found in the file `sql1lib/misc/DB2MonCommon.xsd`.

Examples

The first example demonstrates how to examine the package cache and select the 10 statements that have read and returned the largest number of rows. Additionally, the results show the cumulative amount of time spent executing each of these statements (in the STMT_EXEC_TIME output column).

```
SELECT SUBSTR(DETMETRICS.STMT_TEXT, 1, 40) STMT_TEXT,
       DETMETRICS.ROWS_RETURNED,
```

```

        DETMETRICS.STMT_EXEC_TIME
FROM TABLE(MON_GET_PKG_CACHE_STMT_DETAILS(CAST(NULL AS CHAR(1)),
      CAST(NULL AS VARCHAR(32) FOR BIT DATA),
      CAST(NULL AS CLOB(1K)), -1)) AS STMT_METRICS,
XMLTABLE (XMLNAMESPACES( DEFAULT 'http://www.ibm.com/xmlns/prod/db2/mon'),
      '$DETMETRICS/db2_pkg_cache_stmt_details' PASSING
XMLPARSE(DOCUMENT STMT_METRICS.DETAILS) as "DETMETRICS"
      COLUMNS "STMT_TEXT" CLOB PATH 'stmt_text',
      "ROWS_RETURNED" BIGINT PATH 'activity_metrics/rows_returned',
      "STMT_EXEC_TIME" BIGINT PATH 'activity_metrics/stmt_exec_time'
      ) AS DETMETRICS
ORDER BY rows_returned DESC
FETCH FIRST 10 ROWS ONLY

```

The following is an example of output from this query.

STMT_TEXT	ROWS_RETURNED	STMT_EXEC_TIME
SELECT CREATOR, NAME, CTIME FROM SYSIBM.	134	38
SELECT SUBSTR(DETMETRICS.STMT_TEXT, 1, 4	44	336
SELECT SUBSTR(DETMETRICS.STMT_TEXT, 1, 4	10	333
SELECT COLNAME, TYPENAME FROM SYSCAT.CO	10	6
SELECT SUBSTR(DETMETRICS.STMT_TEXT, 1, 4	10	334
SELECT TRIGNAME FROM SYSCAT.TRIGGERS WH	8	1
SELECT COUNT(*) FROM SYSCAT.TABLESPACES	2	0
SELECT POLICY FROM SYSTOOLS.POLICY WHERE	1	0
CALL SYSPROC.POLICY_INSTALL ('I', 'DB2Tab	1	62
CALL SYSPROC.POLICY_INSTALL ('I', 'DB2Tab	1	64

10 record(s) selected.

The second example shows, for dynamic SQL statements that have waited on a lock while executing, the number of executions, number of lock waits and average time spent per lock wait. The output shows values accumulated over the lifetime of the package cache entries, but restricts information to statements that have executed within the last minute (by setting the `modified_within` argument tag to 1). The query excludes the statement details (`stmt_text` and `comp_env_desc` data) because they are not required and they are computationally expensive to report (by setting the `stmt_details` argument tag to false).

```

SELECT NUM_EXEC_WITH_METRICS, LOCK_WAITS,
      (LOCK_WAIT_TIME / LOCK_WAITS) AVG_LOCK_WAIT_TIME
FROM TABLE(MON_GET_PKG_CACHE_STMT_DETAILS('D', CAST(NULL
      AS VARCHAR(32) FOR BIT DATA),
      CLOB(
        '<modified_within>1</modified_within><stmt_details>>false</stmt_details>'
        , -1))
      AS STMT_METRICS,
XMLTABLE (XMLNAMESPACES( DEFAULT 'http://www.ibm.com/xmlns/prod/db2/mon'),
      '$DETMETRICS/db2_pkg_cache_stmt_details' PASSING
XMLPARSE(DOCUMENT STMT_METRICS.DETAILS) as "DETMETRICS"
      COLUMNS "NUM_EXEC_WITH_METRICS" BIGINT PATH 'num_exec_with_metrics',
      "LOCK_WAITS" BIGINT PATH 'lock_waits',
      "LOCK_WAIT_TIME" BIGINT PATH 'activity_metrics/lock_wait_time'
      ) AS DETMETRICS
WHERE LOCK_WAITS <> 0
ORDER BY AVG_LOCK_WAIT_TIME DESC

```

The following is an example of output from this query.

NUM_EXEC_WITH_METRICS	LOCK_WAITS	AVG_LOCK_WAIT_TIME
4	2	139
9	3	90

MON_GET_QUEUE_STATS table function - Return threshold queue statistics

The `MON_GET_QUEUE_STATS` function returns, for all active members, basic statistics for one or all threshold queues. This function returns one row of statistics for each queue.

Authorization

At least one of the following authorizations is required:

- EXECUTE privilege on the routine
- DATAACCESS authority
- DBADM authority
- SQLADM authority
- WLMADM authority

Default PUBLIC privilege

None.

Syntax

```

➤ MON_GET_QUEUE_STATS ( — predicate — , — domain — )
  ( — threshold_name — , — threshold_id — ) ➤

```

The schema is SYSPROC.

Routine parameters

predicate

An input argument of type VARCHAR(27) that specifies for which queue or queues statistics are to be retrieved:

CONCDBC

Retrieve statistics for the **concurrent database coordinator activities** threshold queue.

DBCINN

Retrieve statistics for the **total database member connections** threshold queue.

SCCINN

Retrieve statistics for the **total service class member connections** threshold queue.

If this argument is null or an empty string, statistics are retrieved for all queues that meet the other criteria.

The specified value corresponds to the value in the THRESHOLDPREDICATE column of the SYSCAT.THRESHOLDS view.

domain

An input argument of type VARCHAR(18) that specifies a threshold domain:

DB

Database.

SB

Service subclass.

SP

Service superclass.

WA

Work action set.

If this argument is null or an empty string, statistics are retrieved for all queues that meet the other criteria.

The specified value corresponds to the value in the DOMAIN column of the SYSCAT.THRESHOLDS view.

threshold_name

An input argument of type VARCHAR(128) that specifies the name of a particular threshold for which statistics are to be retrieved. The specified name corresponds to the value in the THRESHOLDNAME column of the SYSCAT.THRESHOLDS view. If this argument is null or an empty string, statistics are retrieved for all thresholds that satisfy the other criteria.

threshold_id

An input argument of type INTEGER that specifies the ID of a particular threshold for which statistics are to be retrieved. The specified ID corresponds to the value in the THRESHOLDID column of the SYSCAT.THRESHOLDS view. If the argument is null or -1, statistics are retrieved for all thresholds that satisfy the other criteria.

Information returned

<i>Table 142. Information returned by the MON_GET_QUEUE_STATS routine</i>		
Column name	Data type	Description
THRESHOLD_PREDICATE	VARCHAR(27)	threshold_predicate - Threshold predicate monitor element
THRESHOLD_DOMAIN	VARCHAR(18)	threshold_domain - Threshold domain monitor element
THRESHOLD_NAME	VARCHAR(128)	threshold_name - Threshold name monitor element
THRESHOLD_ID	INTEGER	thresholdid - Threshold ID monitor element
DBPARTITIONNUM	SMALLINT	dbpartitionnum - Database partition number monitor element
SERVICE_SUPERCLASS_NAME	VARCHAR(128)	service_superclass_name - Service superclass name monitor element
SERVICE_SUBCLASS_NAME	VARCHAR(128)	service_subclass_name - Service subclass name monitor element
WORK_ACTION_SET_NAME	VARCHAR(128)	work_action_set_name - Work action set name monitor element
WORK_CLASS_NAME	VARCHAR(128)	work_class_name - Work class name monitor element
WORKLOAD_NAME	VARCHAR(128)	workload_name - Workload name monitor element
LAST_RESET	TIMESTAMP	last_reset - Last Reset Timestamp monitor element
QUEUE_SIZE_TOP	INTEGER	queue_size_top - Queue size top monitor element
QUEUE_TIME_TOTAL	BIGINT	queue_time_total - Queue time total monitor element
QUEUE_ASSIGNMENTS_TOTAL	BIGINT	queue_assignments_total - Queue assignments total monitor element
QUEUE_SIZE_CURRENT	INTEGER	Number of connections or activities in the queue.

Table 142. Information returned by the MON_GET_QUEUE_STATS routine (continued)

Column name	Data type	Description
QUEUE_TIME_LATEST	BIGINT	Time spent in the queue by the last connection or activity to leave the queue. Units are milliseconds.
QUEUE_EXIT_TIME_LATEST	TIMESTAMP	Time that the last connection or activity left the queue.
THRESHOLD_CURRENT_CONCURRENCY	INTEGER	Number of connections or activities that are currently running according to the threshold.
THRESHOLD_MAX_CONCURRENCY	INTEGER	Maximum number of connections or activities that the threshold allows to be concurrently running.
MEMBER	SMALLINT	member - Database member monitor element

Usage notes

The function does not aggregate data across members (for one or more queues). However, you can use SQL queries to aggregate data, as shown in the example.

Examples

- The following query displays the basic statistics for all the queues on a system, across all members:

```
SELECT substr(THRESHOLD_NAME, 1, 6) THRESHNAME,
       THRESHOLD_PREDICATE,
       THRESHOLD_DOMAIN,
       MEMBER MEMB,
       QUEUE_SIZE_TOP,
       QUEUE_TIME_TOTAL,
       QUEUE_ASSIGNMENTS_TOTAL QUEUE_ASSIGN
FROM table(MON_GET_QUEUE_STATS('', '', '', -1)) as QSTATS
```

Sample output:

```
THRESHNAME THRESHOLD_PREDICATE THRESHOLD_DOMAIN MEMB QUEUE_SIZE_TOP
QUEUE_TIME_TOTAL QUEUE_ASSIGN
-----
LIMIT1     CONCDBC                      DB           0           12
1238540    734
LIMIT2     SCCONN                       SP           0           4
741249     24
LIMIT3     DBCONN                       DB           0           7
412785     128
```

MON_GET_REBALANCE_STATUS table function - get rebalance progress for a table space

The MON_GET_REBALANCE_STATUS table function returns the status of a rebalance operation on a table space.

Syntax

►► MON_GET_REBALANCE_STATUS ((— *tbsp_name* — , — *dbpartitionnum* —)) ◄◄

The schema is SYSPROC.

Table function parameters

tbasp_name

An input argument of type VARCHAR(128) that specifies the name of the table space to query. If the argument value is null, the function returns information for all table spaces.

dbpartitionnum

An input argument of type INTEGER that specifies a valid database partition in the same instance as the currently connected database when calling this function. Specify -1 for the current database partition, or -2 for all active database partitions. If the NULL value is specified, -1 is set implicitly.

Authorization

One of the following authorities is required to execute the routine:

- EXECUTE privilege on the routine
- DATAACCESS authority
- DBADM authority
- SQLADM authority

Default PUBLIC privilege

None

Example

List all active rebalance operations on the database and display their current state and progress.

```
select
  varchar(tbasp_name, 30) as tbasp_name,
  dbpartitionnum,
  member,
  rebalancer_mode,
  rebalancer_status,
  rebalancer_extents_remaining,
  rebalancer_extents_processed,
  rebalancer_start_time
from table(mon_get_rebalance_status(NULL,-2)) as t
```

TBASP_NAME	DBPARTITIONNUM	MEMBER	REBALANCER_MODE
SYSCATSPACE	0	0	REV_REBAL

REBALANCER_STATUS	REBALANCER_EXTENTS_REMAINING	REBALANCER_EXTENTS_PROCESSED
ACTIVE	6517	4

REBALANCER_START_TIME
2011-12-01-12.08.16.000000

1 record(s) selected.

Usage notes

The MON_GET_REBALANCE_STATUS table function only returns data for a table space if a rebalance is in progress. Otherwise, no data is returned.

Information returned

<i>Table 143. Information returned for MON_GET_REBALANCE_STATUS</i>		
Column Name	Data Type	Description or corresponding monitor element
TBASP_NAME	VARCHAR(128)	tablespace_name - Table space name monitor element

Table 143. Information returned for MON_GET_REBALANCE_STATUS (continued)

Column Name	Data Type	Description or corresponding monitor element
TBSP_ID	BIGINT	tablespace_id - Table space identification monitor element
DBPARTITIONNUM	SMALLINT	dbpartitionnum - Database partition number. Indicates the data being rebalanced.
MEMBER	SMALLINT	member - Database member. Indicates the processing member doing the rebalance. Rebalance is not supported on Db2 pureScale
REBALANCER_MODE	VARCHAR(30)	rebalancer_mode - Rebalancer mode monitor element
REBALANCER_STATUS	VARCHAR(10)	rebalancer_status - Rebalancer status monitor element rebalancer_status - Rebalancer status monitor element
REBALANCER_EXTENTS_REMAINING	BIGINT	rebalancer_extents_remaining - Total number of extents to be processed by the rebalancer
REBALANCER_EXTENTS_PROCESSED	BIGINT	rebalancer_extents_processed - Number of extents the rebalancer has processed
REBALANCER_PRIORITY	BIGINT	rebalancer_priority - Current rebalancer priority
REBALANCER_LAST_EXTENT_MOVED	BIGINT	rebalancer_last_extent_moved - Last extent moved by the rebalancer
REBALANCER_START_TIME	TIMESTAMP	rebalancer_start_time - Rebalancer start time
REBALANCER_RESTART_TIME	TIMESTAMP	rebalancer_restart_time - Rebalancer restart time
REBALANCER_SOURCE_STORAGE_GROUP_NAME	VARCHAR(128)	rebalancer_source_storage_group_name - Rebalancer source storage group name
REBALANCER_SOURCE_STORAGE_GROUP_ID	INTEGER	rebalancer_source_storage_group_id - Rebalancer source storage group identifier
REBALANCER_TARGET_STORAGE_GROUP_NAME	VARCHAR(128)	rebalancer_target_storage_group_name - Rebalancer target storage group name
REBALANCER_TARGET_STORAGE_GROUP_ID	INTEGER	rebalancer_target_storage_group_id - Rebalancer target storage group identifier

MON_GET_ROUTINE table function - get aggregated routine execution metrics

The MON_GET_ROUTINE table function returns aggregated execution metrics for procedures, external procedures, compiled functions, external functions, compiled triggers, and anonymous blocks invoked since the database was activated.

Authorization

One of the following authorizations is required:

- EXECUTE privilege on the routine
- DATAACCESS authority
- SQLADM authority
- DBADM authority

Default PUBLIC privilege

None

Syntax

```
►► MON_GET_ROUTINE ( ( — routine_type — , — routines_chema — , — routine_module — )  
►► , — routine_name — , — member — ) ►►
```

The schema is SYSPROC.

Routine parameters

routine_type

An input parameter of type CHAR(2) that specifies the type of routine or compiled trigger for which data is returned:

- "P" for a procedure
- "SP" for the specific name of a procedure
- "F" for a compiled function
- "SF" for the specific name of a compiled function
- "T" for a compiled trigger
- "C" for a dynamically prepared compound SQL statement or an anonymous block in PL/SQL

If the "P", "F", "T" or "C" routine type is specified and no input name is specified, all routines of the given type will be returned. If the routine type is "SP" or "SF", the specific name of the routine must be provided.

If the routine type is an empty string, NULL, or blanks, all routines of all types are returned.

routine_schema

An input parameter of type VARCHAR(128) that specifies the schema for the routine or trigger. For dynamically prepared compound SQL statements or anonymous blocks, the schema can be determined using the MON_GET_SECTION_ROUTINES table function. Use NULL or an empty string to return the routines and triggers in all schemas. This parameter is case sensitive.

routine_module_name

An input parameter of type VARCHAR(128) that specifies the name of the module for the input routine, if applicable. Use NULL or an empty string to return the routines in all modules. This parameter is case sensitive.

routine_name

An input parameter of type VARCHAR(128) that specifies the name of the routine. If the input parameter is "SP" or "SF", the specific name of the routine must be provided. For dynamically prepared compound SQL statements or anonymous blocks, the name can be determined using the MON_GET_SECTION_ROUTINES table function. Use NULL or an empty string to return all routines that match the other input parameters. This parameter is case sensitive.

member

An input parameter of type INTEGER that specifies a valid member in the same instance as the currently connected database when calling this function. Specify -1 for the current database member, or -2 for all active database members. If the NULL value is specified, -1 is implicitly set.

Information returned

Column name	Data type	Description or corresponding monitor element
ROUTINE_TYPE	CHAR(1)	routine_type - Routine type monitor element
ROUTINE_SCHEMA	VARCHAR(128)	routine_schema - Routine schema monitor element

Table 144. Information returned for MON_GET_ROUTINE (continued)

Column name	Data type	Description or corresponding monitor element
ROUTINE_MODULE_NAME	VARCHAR(128)	routine_module_name - Routine module name monitor element
ROUTINE_NAME	VARCHAR(128)	routine_name - Routine name monitor element
SPECIFIC_NAME	VARCHAR(128)	specific_name - Specific name monitor element
DYN_COMPOUND_EXEC_ID	VARCHAR(32) FOR BIT DATA	dyn_compound_exec_id - Dynamic compound statement executable identifier monitor element
MEMBER	SMALLINT	member - Database member monitor element
ROUTINE_ID	INTEGER	routine_id - Routine ID monitor element
SUBROUTINE_ID	INTEGER	subroutine_id - Subroutine identifier monitor element
LIB_ID	BIGINT	lib_id - Library identifier monitor element
EXEC_LIST_MEM_EXCEEDED	CHAR(1)	exec_list_mem_exceeded - Execution list memory exceeded monitor element
EXEC_LIST_CLEANUP_TIME	TIMESTAMP	exec_list_cleanup_time - Execution list cleanup time monitor element
TOTAL_TIMES_ROUTINE_INVOKED	BIGINT	total_times_routine_invoked - Total routine invoked occurrences monitor element
TOTAL_NESTED_INVOCATIONS	BIGINT	total_nested_invocations - Total nested invocations monitor element
TOTAL_ROUTINE_COORD_TIME	BIGINT	total_routine_coord_time - Total routine coordinator time monitor element
ACT_ABORTED_TOTAL	BIGINT	act_aborted_total - Total aborted activities
ACT_COMPLETED_TOTAL	BIGINT	act_completed_total - Total completed activities
ACT_REJECTED_TOTAL	BIGINT	act_rejected_total - Total rejected activities
POOL_DATA_L_READS	BIGINT	pool_data_l_reads - Buffer pool data logical reads
POOL_INDEX_L_READS	BIGINT	pool_index_l_reads - Buffer pool index logical reads
POOL_TEMP_DATA_L_READS	BIGINT	pool_temp_data_l_reads - Buffer pool temporary data logical reads
POOL_TEMP_INDEX_L_READS	BIGINT	pool_temp_index_l_reads - Buffer pool temporary index logical reads
POOL_TEMP_XDA_L_READS	BIGINT	pool_temp_xda_l_reads - Buffer pool temporary XDA data logical reads
POOL_XDA_L_READS	BIGINT	pool_xda_l_reads - Buffer Pool XDA Data Logical Reads
POOL_DATA_P_READS	BIGINT	pool_data_p_reads - Buffer pool data physical reads
POOL_INDEX_P_READS	BIGINT	pool_index_p_reads - Buffer pool index physical reads

Table 144. Information returned for MON_GET_ROUTINE (continued)

Column name	Data type	Description or corresponding monitor element
POOL_TEMP_DATA_P_READS	BIGINT	pool_temp_data_p_reads - Buffer pool temporary data physical reads
POOL_TEMP_INDEX_P_READS	BIGINT	pool_temp_index_p_reads - Buffer pool temporary index physical reads
POOL_TEMP_XDA_P_READS	BIGINT	pool_temp_xda_p_reads - Buffer pool temporary XDA data physical reads
POOL_XDA_P_READS	BIGINT	pool_xda_p_reads - Buffer pool XDA data physical reads
POOL_DATA_WRITES	BIGINT	pool_data_writes - Buffer pool data writes
POOL_INDEX_WRITES	BIGINT	pool_index_writes - Buffer pool index writes
POOL_XDA_WRITES	BIGINT	pool_xda_writes - Buffer pool XDA data writes
POOL_READ_TIME	BIGINT	pool_read_time - Total buffer pool physical read time
POOL_WRITE_TIME	BIGINT	pool_write_time - Total buffer pool physical write time
DEADLOCKS	BIGINT	deadlocks - Deadlocks detected
DIRECT_READS	BIGINT	direct_reads - Direct reads from database
DIRECT_READ_TIME	BIGINT	direct_read_time - Direct read time
DIRECT_WRITES	BIGINT	direct_writes - Direct writes to database
DIRECT_WRITE_TIME	BIGINT	direct_write_time - Direct write time
DIRECT_READ_REQS	BIGINT	direct_read_reqs - Direct read requests
DIRECT_WRITE_REQS	BIGINT	direct_write_reqs - Direct write requests
FCM_RECV_VOLUME	BIGINT	fcm_recv_volume - FCM received volume
FCM_RECVS_TOTAL	BIGINT	fcm_recvs_total - FCM receives total
FCM_SEND_VOLUME	BIGINT	fcm_send_volume - FCM send volume
FCM_SENDS_TOTAL	BIGINT	fcm_sends_total - FCM sends total
FCM_RECV_WAIT_TIME	BIGINT	fcm_recv_wait_time - FCM received wait time
FCM_SEND_WAIT_TIME	BIGINT	fcm_send_wait_time - FCM send wait time
LOCK_ESCALS	BIGINT	lock_escals - Number of lock escalations
LOCK_TIMEOUTS	BIGINT	llock_timeouts - Number of lock timeouts
LOCK_WAIT_TIME	BIGINT	lock_wait_time - Time waited on locks
LOCK_WAITS	BIGINT	lock_waits - Lock waits
LOG_BUFFER_WAIT_TIME	BIGINT	log_buffer_wait_time - Log buffer wait time
NUM_LOG_BUFFER_FULL	BIGINT	num_log_buffer_full - Number of times full log buffer caused agents to wait
LOG_DISK_WAIT_TIME	BIGINT	log_disk_wait_time - Log disk wait time
LOG_DISK_WAITS_TOTAL	BIGINT	log_disk_waits_total - Total log disk waits
RQSTS_COMPLETED_TOTAL	BIGINT	rqsts_completed_total - Total requests completed

Table 144. Information returned for MON_GET_ROUTINE (continued)

Column name	Data type	Description or corresponding monitor element
ROWS_MODIFIED	BIGINT	rows_modified - Rows modified
ROWS_READ	BIGINT	rows_read - Rows read
ROWS_RETURNED	BIGINT	rows_returned - Rows returned
TOTAL_APP_RQST_TIME	BIGINT	total_app_rqst_time - Total application request time
TOTAL_RQST_TIME	BIGINT	total_rqst_time - Total request time.
WLM_QUEUE_TIME_TOTAL	BIGINT	wlm_queue_time_total - Workload manager total queue time
WLM_QUEUE_ASSIGNMENTS_TOTAL	BIGINT	wlm_queue_assignments_total - Workload manager total queue assignments
TOTAL_CPU_TIME	BIGINT	total_cpu_time - Total CPU time.
TOTAL_WAIT_TIME	BIGINT	total_wait_time - Total wait time
APP_RQSTS_COMPLETED_TOTAL	BIGINT	app_rqsts_completed_total - Total application requests completed
TOTAL_SECTION_SORT_TIME	BIGINT	total_section_sort_time - Total section sort time
TOTAL_SECTION_SORT_PROC_TIME	BIGINT	total_section_sort_proc_time - Total section sort processing time
TOTAL_SECTION_SORTS	BIGINT	total_section_sorts - Total section sorts
TOTAL_SORTS	BIGINT	total_sorts - Total sorts
POST_THRESHOLD_SORTS	BIGINT	post_threshold_sorts - Post threshold sorts
POST_SHRTHRESHOLD_SORTS	BIGINT	post_shrthreshold_sorts - Post shared threshold sorts
SORT_OVERFLOWS	BIGINT	sort_overflows - Sort overflows
TOTAL_COMPILE_TIME	BIGINT	total_compile_time - Total compile time
TOTAL_COMPILE_PROC_TIME	BIGINT	total_compile_proc_time - Total compile processing time
TOTAL_COMPILATIONS	BIGINT	total_compilations - Total compilations
TOTAL_IMPLICIT_COMPILE_TIME	BIGINT	total_implicit_compile_time - Total implicit compile time
TOTAL_IMPLICIT_COMPILE_PROC_TIME	BIGINT	total_implicit_compile_proc_time - Total implicit compile processing time
TOTAL_IMPLICIT_COMPILATIONS	BIGINT	total_implicit_compilations - Total implicit complications
TOTAL_SECTION_TIME	BIGINT	total_section_time - Total section time
TOTAL_SECTION_PROC_TIME	BIGINT	total_section_proc_time - Total section processing time
TOTAL_APP_SECTION_EXECUTIONS	BIGINT	total_app_section_executions - Total application section executions
TOTAL_ACT_TIME	BIGINT	total_act_time - Total activity time
TOTAL_ACT_WAIT_TIME	BIGINT	total_act_wait_time - Total activity wait time

Table 144. Information returned for MON_GET_ROUTINE (continued)

Column name	Data type	Description or corresponding monitor element
ACT_RQSTS_TOTAL	BIGINT	act_rqsts_total - Total activity requests
TOTAL_ROUTINE_TIME	BIGINT	total_routine_time - Total routine time.
TOTAL_ROUTINE_INVOCATIONS	BIGINT	total_routine_invocations - Total routine invocations. The total number of times a routine was invoked by this routine.
TOTAL_COMMIT_TIME	BIGINT	total_commit_time - Total commit time
TOTAL_COMMIT_PROC_TIME	BIGINT	total_commit_proc_time - Total commits processing time
TOTAL_APP_COMMITS	BIGINT	total_app_commits - Total application commits
INT_COMMITS	BIGINT	int_commits - Internal commits
TOTAL_ROLLBACK_TIME	BIGINT	total_rollback_time - Total rollback time
TOTAL_ROLLBACK_PROC_TIME	BIGINT	total_rollback_proc_time - Total rollback processing time
TOTAL_APP_ROLLBACKS	BIGINT	total_app_rollbacks - Total application rollbacks
INT_ROLLBACKS	BIGINT	int_rollbacks - Internal rollbacks
TOTAL_RUNSTATS_TIME	BIGINT	total_runstats_time - Total runtime statistics
TOTAL_RUNSTATS_PROC_TIME	BIGINT	total_runstats_proc_time - Total runtime statistics processing time
TOTAL_RUNSTATS	BIGINT	total_runstats - Total runtime statistics
TOTAL_REORG_TIME	BIGINT	total_reorg_time - Total reorganization time
TOTAL_REORG_PROC_TIME	BIGINT	total_reorg_proc_time - Total reorganization processing time
TOTAL_REORGS	BIGINT	total_reorgs - Total reorganizations
TOTAL_LOAD_TIME	BIGINT	total_load_time - Total load time
TOTAL_LOAD_PROC_TIME	BIGINT	total_load_proc_time - Total load processing time
TOTAL_LOADS	BIGINT	total_loads - Total loads
CAT_CACHE_INSERTS	BIGINT	cat_cache_inserts - Catalog cache inserts
CAT_CACHE_LOOKUPS	BIGINT	cat_cache_lookups - Catalog cache lookups
PKG_CACHE_INSERTS	BIGINT	pkg_cache_inserts - Package cache inserts
PKG_CACHE_LOOKUPS	BIGINT	pkg_cache_lookups - Package cache lookups
THRESH_VIOLATIONS	BIGINT	thresh_violations - Number of threshold violations
NUM_LW_THRESH_EXCEEDED	BIGINT	num_lw_thresh_exceeded - Number of lock wait thresholds exceeded
LOCK_WAITS_GLOBAL	BIGINT	lock_waits_global - Lock waits global
LOCK_WAIT_TIME_GLOBAL	BIGINT	lock_wait_time_global - Lock wait time global
LOCK_TIMEOUTS_GLOBAL	BIGINT	lock_timeouts_global - Lock timeouts global

Table 144. Information returned for MON_GET_ROUTINE (continued)

Column name	Data type	Description or corresponding monitor element
LOCK_ESCALS_MAXLOCKS	BIGINT	lock_escals_maxlocks - Number of maxlocks lock escalations
LOCK_ESCALS_LOCKLIST	BIGINT	lock_escals_locklist - Number of locklist lock escalations
LOCK_ESCALS_GLOBAL	BIGINT	lock_escals_global - Number of global lock escalations
RECLAIM_WAIT_TIME	BIGINT	reclaim_wait_time - Reclaim wait time
SPACEMAPPAGE_RECLAIM_WAIT_TIME	BIGINT	spacemappage_reclaim_wait_time - Space map page reclaim wait time
CF_WAITS	BIGINT	cf_waits - Number of cluster caching facility waits
CF_WAIT_TIME	BIGINT	cf_wait_time - cluster caching facility wait time
POOL_DATA_GBP_L_READS	BIGINT	pool_data_gbp_l_reads - Group buffer pool data logical reads
POOL_DATA_GBP_P_READS	BIGINT	pool_data_gbp_p_reads - Group buffer pool data physical reads
POOL_DATA_LBP_PAGES_FOUND	BIGINT	pool_data_lbp_pages_found - Local buffer pool found data pages
POOL_DATA_GBP_INVALID_PAGES	BIGINT	pool_data_gbp_invalid_pages - Group buffer pool invalid data pages
POOL_INDEX_GBP_L_READS	BIGINT	pool_index_gbp_l_reads - Group buffer pool index logical reads
POOL_INDEX_GBP_P_READS	BIGINT	pool_index_gbp_p_reads - Group buffer pool index physical reads
POOL_INDEX_LBP_PAGES_FOUND	BIGINT	pool_index_lbp_pages_found - Local buffer pool index pages found
POOL_INDEX_GBP_INVALID_PAGES	BIGINT	pool_index_gbp_invalid_pages - Group buffer pool invalid index pages
POOL_XDA_GBP_L_READS	BIGINT	pool_xda_gbp_l_reads - Group buffer pool XDA data logical read requests
POOL_XDA_GBP_P_READS	BIGINT	pool_xda_gbp_p_reads - Group buffer pool XDA data physical read requests
POOL_XDA_LBP_PAGES_FOUND	BIGINT	pool_xda_lbp_pages_found - Local buffer pool XDA data pages found
POOL_XDA_GBP_INVALID_PAGES	BIGINT	pool_xda_gbp_invalid_pages - Group buffer pool invalid XDA data pages
AUDIT_EVENTS_TOTAL	BIGINT	audit_events_total - Total audit events
AUDIT_FILE_WRITES_TOTAL	BIGINT	audit_file_writes_total - Total audit files written
AUDIT_FILE_WRITE_WAIT_TIME	BIGINT	audit_file_write_wait_time - Audit file write wait time
AUDIT_SUBSYSTEM_WAITS_TOTAL	BIGINT	audit_subsystem_waits_total - Total audit subsystem waits
AUDIT_SUBSYSTEM_WAIT_TIME	BIGINT	audit_subsystem_wait_time - Audit subsystem wait time

Table 144. Information returned for MON_GET_ROUTINE (continued)

Column name	Data type	Description or corresponding monitor element
DIAGLOG_WRITES_TOTAL	BIGINT	diaglog_writes_total - Total diagnostic log file writes
DIAGLOG_WRITE_WAIT_TIME	BIGINT	diaglog_write_wait_time - Diagnostic log file write wait time
FCM_MESSAGE_RECVS_TOTAL	BIGINT	fcm_message_recvs_total - Total FCM message receives
FCM_MESSAGE_RECV_VOLUME	BIGINT	fcm_message_recv_volume - FCM message received volume
FCM_MESSAGE_RECV_WAIT_TIME	BIGINT	fcm_message_recv_wait_time - FCM message received wait time
FCM_MESSAGE_SENDS_TOTAL	BIGINT	fcm_message_sends_total - Total FCM message sends
FCM_MESSAGE_SEND_VOLUME	BIGINT	fcm_message_send_volume - FCM message send volume
FCM_MESSAGE_SEND_WAIT_TIME	BIGINT	fcm_message_send_wait_time - FCM message send wait time
FCM_TQ_RECVS_TOTAL	BIGINT	fcm_tq_recvs_total - FCM table queue receives total
FCM_TQ_RECV_VOLUME	BIGINT	fcm_tq_recv_volume - FCM table queue received volume
FCM_TQ_RECV_WAIT_TIME	BIGINT	fcm_tq_recv_wait_time - FCM table queue received wait time
FCM_TQ_SENDS_TOTAL	BIGINT	fcm_tq_sends_total - FCM table queue send total
FCM_TQ_SEND_VOLUME	BIGINT	fcm_tq_send_volume - FCM table queue send volume
FCM_TQ_SEND_WAIT_TIME	BIGINT	fcm_tq_send_wait_time - FCM table queue send wait time
TOTAL_ROUTINE_USER_CODE_PROC_TIME	BIGINT	total_routine_user_code_proc_time - Total routine user code processing time
TOTAL_ROUTINE_USER_CODE_TIME	BIGINT	total_routine_user_code_time - Total routine user code time
TQ_TOT_SEND_SPILLS	BIGINT	tq_tot_send_spills - Total number of table queue buffers overflowed
EVMON_WAIT_TIME	BIGINT	evmon_wait_time - Event monitor wait time
EVMON_WAITS_TOTAL	BIGINT	evmon_waits_total - Event monitor total waits
TOTAL_EXTENDED_LATCH_WAIT_TIME	BIGINT	total_extended_latch_wait_time - Total extended latch wait time
TOTAL_EXTENDED_LATCH_WAITS	BIGINT	total_extended_latch_waits - Total extended latch waits
TOTAL_STATS_FABRICATION_TIME	BIGINT	total_stats_fabrication_time - Total statistics fabrication time
TOTAL_STATS_FABRICATION_PROC_TIME	BIGINT	total_stats_fabrication_proc_time - Total statistics fabrication processing time

Table 144. Information returned for MON_GET_ROUTINE (continued)

Column name	Data type	Description or corresponding monitor element
TOTAL_STATS_FABRICATIONS	BIGINT	total_stats_fabrications - Total statistics fabrications
TOTAL_SYNC_RUNSTATS_TIME	BIGINT	total_sync_runstats_time - Total synchronous RUNSTATS time
TOTAL_SYNC_RUNSTATS_PROC_TIME	BIGINT	total_sync_runstats_proc_time - Total synchronous RUNSTATS processing time
TOTAL_SYNC_RUNSTATS	BIGINT	total_sync_runstats - Total synchronous RUNSTATS activities
TOTAL_DISP_RUN_QUEUE_TIME	BIGINT	total_disp_run_queue_time - Total dispatcher run queue time
TOTAL_PEDS	BIGINT	total_peds - Total partial early distincts
DISABLED_PEDS	BIGINT	disabled_peds - Disabled partial early distincts
POST_THRESHOLD_PEDS	BIGINT	post_threshold_peds - Partial early distincts threshold
TOTAL_PEAS	BIGINT	total_peas - Total partial early aggregations
POST_THRESHOLD_PEAS	BIGINT	post_threshold_peas - Partial early aggregation threshold
TQ_SORT_HEAP_REQUESTS	BIGINT	tq_sort_heap_requests - Table queue sort heap requests
TQ_SORT_HEAP_REJECTIONS	BIGINT	tq_sort_heap_rejections - Table queue sort heap rejections
POOL_QUEUED_ASYNC_DATA_REQS	BIGINT	pool_queued_async_data_reqs - Data prefetch requests
POOL_QUEUED_ASYNC_INDEX_REQS	BIGINT	pool_queued_async_index_reqs - Index prefetch requests
POOL_QUEUED_ASYNC_XDA_REQS	BIGINT	pool_queued_async_xda_reqs - XDA prefetch requests
POOL_QUEUED_ASYNC_TEMP_DATA_REQS	BIGINT	pool_queued_async_temp_data_reqs - Data prefetch requests for temporary table spaces
POOL_QUEUED_ASYNC_TEMP_INDEX_REQS	BIGINT	pool_queued_async_temp_index_reqs - Index prefetch requests for temporary table spaces
POOL_QUEUED_ASYNC_TEMP_XDA_REQS	BIGINT	pool_queued_async_temp_xda_reqs - XDA data prefetch requests for temporary table spaces
POOL_QUEUED_ASYNC_OTHER_REQS	BIGINT	pool_queued_async_other_reqs - Other requests handled by prefetchers
POOL_QUEUED_ASYNC_DATA_PAGES	BIGINT	pool_queued_async_data_pages - Data pages prefetch requests
POOL_QUEUED_ASYNC_INDEX_PAGES	BIGINT	pool_queued_async_index_pages - Index pages prefetch requests
POOL_QUEUED_ASYNC_XDA_PAGES	BIGINT	pool_queued_async_xda_pages - XDA pages prefetch requests
POOL_QUEUED_ASYNC_TEMP_DATA_PAGES	BIGINT	pool_queued_async_temp_data_pages - Data pages prefetch requests for temporary table spaces

Table 144. Information returned for MON_GET_ROUTINE (continued)

Column name	Data type	Description or corresponding monitor element
POOL_QUEUED_ASYNC_TEMP_INDEX_PAGES	BIGINT	pool_queued_async_temp_index_pages - Index pages prefetch requests for temporary table spaces
POOL_QUEUED_ASYNC_TEMP_XDA_PAGES	BIGINT	pool_queued_async_temp_xda_pages - XDA data pages prefetch requests for temporary table spaces
POOL_FAILED_ASYNC_DATA_REQS	BIGINT	pool_failed_async_data_reqs - Failed data prefetch requests
POOL_FAILED_ASYNC_INDEX_REQS	BIGINT	pool_failed_async_index_reqs - Failed index prefetch requests
POOL_FAILED_ASYNC_XDA_REQS	BIGINT	pool_failed_async_xda_reqs - Failed XDA prefetch requests
POOL_FAILED_ASYNC_TEMP_DATA_REQS	BIGINT	pool_failed_async_temp_data_reqs - Failed data prefetch requests for temporary table spaces
POOL_FAILED_ASYNC_TEMP_INDEX_REQS	BIGINT	pool_failed_async_temp_index_reqs - Failed index prefetch requests for temporary table spaces
POOL_FAILED_ASYNC_TEMP_XDA_REQS	BIGINT	pool_failed_async_temp_xda_reqs - Failed XDA prefetch requests for temporary table spaces
POOL_FAILED_ASYNC_OTHER_REQS	BIGINT	pool_failed_async_other_reqs - Failed non-prefetch requests
PREFETCH_WAIT_TIME	BIGINT	prefetch_wait_time - Time waited for prefetch
PREFETCH_WAITS	BIGINT	prefetch_waits - Prefetcher wait count
POOL_DATA_GBP_INDEP_PAGES_FOUND_IN_LBP	BIGINT	pool_data_gbp_indep_pages_found_in_lbp - Group buffer pool independent data pages found in local buffer pool
POOL_INDEX_GBP_INDEP_PAGES_FOUND_IN_LBP	BIGINT	pool_index_gbp_indep_pages_found_in_lbp - Group buffer pool independent index pages found in local buffer pool
POOL_XDA_GBP_INDEP_PAGES_FOUND_IN_LBP	BIGINT	pool_xda_gbp_indep_pages_found_in_lbp - Group buffer pool XDA independent pages found in local buffer pool
COMM_EXIT_WAIT_TIME	BIGINT	comm_exit_wait_time - Communication buffer exit wait time
COMM_EXIT_WAITS	BIGINT	comm_exit_waits - Communication buffer exit number of waits
IDA_SEND_WAIT_TIME	BIGINT	ida_send_wait_time - Time spent waiting to send data
IDA_SENDS_TOTAL	BIGINT	ida_sends_total - Number of times data sent
IDA_SEND_VOLUME	BIGINT	ida_send_volume - Total data volume sent
IDA_RECV_WAIT_TIME	BIGINT	ida_rcv_wait_time - Time spent waiting to receive data
IDA_RECVS_TOTAL	BIGINT	ida_rcvs_total - Number of times data received
IDA_RECV_VOLUME	BIGINT	ida_rcv_volume - Total data volume received

Table 144. Information returned for MON_GET_ROUTINE (continued)

Column name	Data type	Description or corresponding monitor element
POOL_COL_L_READS	BIGINT	pool_col_l_reads - Buffer pool column-organized logical reads monitor element
POOL_TEMP_COL_L_READS	BIGINT	pool_temp_col_l_reads - Buffer pool column-organized temporary logical reads monitor element
POOL_COL_P_READS	BIGINT	pool_col_p_reads - Buffer pool column-organized physical reads monitor element
POOL_TEMP_COL_P_READS	BIGINT	pool_temp_col_p_reads - Buffer pool column-organized temporary physical reads monitor element
POOL_COL_LBP_PAGES_FOUND	BIGINT	pool_col_lbp_pages_found - Buffer pool column-organized LBP pages found monitor element
POOL_COL_WRITES	BIGINT	pool_col_writes - Buffer pool column-organized writes monitor element
POOL_COL_GBP_L_READS	BIGINT	pool_col_gbp_l_reads - Buffer pool column-organized GBP logical reads monitor element
POOL_COL_GBP_P_READS	BIGINT	pool_col_gbp_p_reads - Buffer pool column-organized GBP physical reads monitor element
POOL_COL_GBP_INVALID_PAGES	BIGINT	pool_col_gbp_invalid_pages - Buffer pool column-organized GBP invalid data pages monitor element
POOL_COL_GBP_INDEP_PAGES_FOUND_IN_LBP	BIGINT	pool_col_gbp_indep_pages_found_in_lbp - Buffer pool column-organized GBP independent pages found in local buffer pool monitor element
POOL_QUEUED_ASYNC_COL_REQS	BIGINT	pool_queued_async_col_reqs - Column-organized prefetch requests monitor element
POOL_QUEUED_ASYNC_TEMP_COL_REQS	BIGINT	pool_queued_async_temp_col_reqs - Column-organized temporary prefetch requests monitor element
POOL_QUEUED_ASYNC_COL_PAGES	BIGINT	pool_queued_async_col_pages - Column-organized page prefetch requests monitor element
POOL_QUEUED_ASYNC_TEMP_COL_PAGES	BIGINT	pool_queued_async_temp_col_pages - Column-organized page temporary prefetch requests monitor element
POOL_FAILED_ASYNC_COL_REQS	BIGINT	pool_failed_async_temp_col_pages - Column-organized page temporary prefetch requests monitor element
POOL_FAILED_ASYNC_TEMP_COL_REQS	BIGINT	pool_failed_async_col_reqs - Failed column-organized prefetch requests monitor element
TOTAL_COL_TIME	BIGINT	total_col_time - Total column-organized time monitor element
TOTAL_COL_PROC_TIME	BIGINT	total_col_proc_time - Total column-organized processing time monitor element

Table 144. Information returned for MON_GET_ROUTINE (continued)

Column name	Data type	Description or corresponding monitor element
TOTAL_COL_EXECUTIONS	BIGINT	total_col_executions - Total column-organized executions monitor element
ROWS_DELETED	BIGINT	rows_deleted - Rows deleted monitor element
ROWS_INSERTED	BIGINT	rows_inserted - Rows inserted monitor element
ROWS_UPDATED	BIGINT	rows_updated - Rows updated monitor element
TOTAL_HASH_JOINS	BIGINT	total_hash_joins - Total Hash Joins monitor element
TOTAL_HASH_LOOPS	BIGINT	total_hash_loops - Total Hash Loops monitor element
HASH_JOIN_OVERFLOW	BIGINT	hash_join_overflows - Hash Join Overflows monitor element
HASH_JOIN_SMALL_OVERFLOW	BIGINT	hash_join_small_overflows - Hash Join Small Overflows monitor element
POST_SHRTHRESHOLD_HASH_JOINS	BIGINT	post_shrthreshold_hash_joins - Post threshold hash joins monitor element
TOTAL_OLAP_FUNCS	BIGINT	total_olap_funcs - Total OLAP Functions monitor element
OLAP_FUNC_OVERFLOW	BIGINT	olap_func_overflows - OLAP Function Overflows monitor element
DYNAMIC_SQL_STMTS	BIGINT	dynamic_sql_stmts - Dynamic SQL Statements Attempted monitor element
STATIC_SQL_STMTS	BIGINT	static_sql_stmts - Static SQL Statements Attempted monitor element
FAILED_SQL_STMTS	BIGINT	failed_sql_stmts - Failed Statement Operations monitor element
SELECT_SQL_STMTS	BIGINT	select_sql_stmts - Select SQL Statements Executed monitor element
UID_SQL_STMTS	BIGINT	uid_sql_stmts - Update/Insert/Delete SQL Statements Executed monitor element
DDL_SQL_STMTS	BIGINT	ddl_sql_stmts - Data Definition Language (DDL) SQL Statements monitor element
MERGE_SQL_STMTS	BIGINT	merge_sql_stmts - Merge SQL statements executed monitor element
XQUERY_STMTS	BIGINT	xquery_stmts - XQuery Statements Attempted monitor element
IMPLICIT_REBINDS	BIGINT	implicit_rebinds - number of implicit rebinds monitor element
BINDS_PRECOMPILES	BIGINT	binds_precompiles - Binds/Precompiles Attempted monitor element
INT_ROWS_DELETED	BIGINT	int_rows_deleted - Internal Rows Deleted monitor element
INT_ROWS_INSERTED	BIGINT	int_rows_inserted - Internal Rows Inserted monitor element

Table 144. Information returned for MON_GET_ROUTINE (continued)

Column name	Data type	Description or corresponding monitor element
INT_ROWS_UPDATED	BIGINT	int_rows_updated - Internal Rows Updated monitor element
CALL_SQL_STMTS	BIGINT	call_sql_stmts - CALL SQL statements executed monitor element
POST_THRESHOLD_HASH_JOINS	BIGINT	post_threshold_hash_joins - Hash Join Threshold monitor element
POOL_DATA_CACHING_TIER_L_READS	BIGINT	Reserved for future use.
POOL_INDEX_CACHING_TIER_L_READS	BIGINT	Reserved for future use.
POOL_XDA_CACHING_TIER_L_READS	BIGINT	Reserved for future use.
POOL_COL_CACHING_TIER_L_READS	BIGINT	Reserved for future use.
POOL_DATA_CACHING_TIER_PAGE_WRITES	BIGINT	Reserved for future use.
POOL_INDEX_CACHING_TIER_PAGE_WRITES	BIGINT	Reserved for future use.
POOL_XDA_CACHING_TIER_PAGE_WRITES	BIGINT	Reserved for future use.
POOL_COL_CACHING_TIER_PAGE_WRITES	BIGINT	Reserved for future use.
POOL_DATA_CACHING_TIER_PAGE_UPDATES	BIGINT	Reserved for future use.
POOL_INDEX_CACHING_TIER_PAGE_UPDATES	BIGINT	Reserved for future use.
POOL_XDA_CACHING_TIER_PAGE_UPDATES	BIGINT	Reserved for future use.
POOL_COL_CACHING_TIER_PAGE_UPDATES	BIGINT	Reserved for future use.
POOL_CACHING_TIER_PAGE_READ_TIME	BIGINT	Reserved for future use.
POOL_CACHING_TIER_PAGE_WRITE_TIME	BIGINT	Reserved for future use.
POOL_DATA_CACHING_TIER_PAGES_FOUND	BIGINT	Reserved for future use.
POOL_INDEX_CACHING_TIER_PAGES_FOUND	BIGINT	Reserved for future use.
POOL_XDA_CACHING_TIER_PAGES_FOUND	BIGINT	Reserved for future use.
POOL_COL_CACHING_TIER_PAGES_FOUND	BIGINT	Reserved for future use.
POOL_DATA_CACHING_TIER_GBP_INVALID_PAGES	BIGINT	Reserved for future use.
POOL_INDEX_CACHING_TIER_GBP_INVALID_PAGES	BIGINT	Reserved for future use.
POOL_XDA_CACHING_TIER_GBP_INVALID_PAGES	BIGINT	Reserved for future use.

Table 144. Information returned for MON_GET_ROUTINE (continued)

Column name	Data type	Description or corresponding monitor element
POOL_COL_CACHING_TIER_GBP_INVALID_PAGES	BIGINT	Reserved for future use.
POOL_DATA_CACHING_TIER_GBP_INDEP_PAGES_FOUND	BIGINT	Reserved for future use.
POOL_INDEX_CACHING_TIER_GBP_INDEP_PAGES_FOUND	BIGINT	Reserved for future use.
POOL_XDA_CACHING_TIER_GBP_INDEP_PAGES_FOUND	BIGINT	Reserved for future use.
POOL_COL_CACHING_TIER_GBP_INDEP_PAGES_FOUND	BIGINT	Reserved for future use.
TOTAL_HASH_GRPBY	BIGINT	total_hash_grpbys - Total hash group by operations
HASH_GRPBY_OVERFLOW	BIGINT	hash_grpby_overflows - Hash group by overflows
POST_THRESHOLD_HASH_GRPBY	BIGINT	post_threshold_hash_grpbys - Hash group by threshold
POST_THRESHOLD_OLAP_FUNCS	BIGINT	post_threshold_olap_funcs - OLAP function threshold monitor element
POST_THRESHOLD_COL_VECTOR_CONSUMERS	BIGINT	post_threshold_col_vector_consumers - Post threshold columnar_vector consumers
TOTAL_COL_VECTOR_CONSUMERS	BIGINT	total_col_vector_consumers - Total columnar_vector consumers
TOTAL_BACKUP_TIME	BIGINT	total_backup_time - Total elapsed time for online backups
TOTAL_BACKUP_PROC_TIME	BIGINT	total_backup_proc_time - Total non-wait time for online backups
TOTAL_BACKUPS	BIGINT	total_backups - Total backups
TOTAL_INDEX_BUILD_TIME	BIGINT	total_index_build_time - Total time spent building indexes due to index creation
TOTAL_INDEX_BUILD_PROC_TIME	BIGINT	total_index_build_proc_time - Total non-wait time spent building indexes due to index creation
TOTAL_INDEXES_BUILT	BIGINT	total_indexes_built - Total number of indexes built
FCM_TQ_RECV_WAITS_TOTAL	BIGINT	fcm_tq_recv_waits_total - Number of times spent waiting to receive the next buffer monitor element
FCM_MESSAGE_RECV_WAITS_TOTAL	BIGINT	fcm_message_recv_waits_total - Number of times spent waiting for FCM reply message monitor element
FCM_TQ_SEND_WAITS_TOTAL	BIGINT	fcm_tq_send_waits_total - Number of times spent waiting to send the next buffer monitor element
FCM_MESSAGE_SEND_WAITS_TOTAL	BIGINT	fcm_message_send_waits_total - Number of times spent blocking on an FCM message send monitor element

Table 144. Information returned for MON_GET_ROUTINE (continued)

Column name	Data type	Description or corresponding monitor element
FCM_SEND_WAITS_TOTAL	BIGINT	fcm_send_waits_total - Number of times spent blocking on an FCM send operation monitor element
FCM_RECV_WAITS_TOTAL	BIGINT	fcm_recv_waits_total - Number of times spent waiting to receive data through FCM monitor element
EXT_TABLE_RECV_WAIT_TIME	BIGINT	ext_table_recv_wait_time - Total agent wait time for external table readers monitor element
EXT_TABLE_RECVS_TOTAL	BIGINT	ext_table_recvs_total - Total row batches received from external table readers monitor element
EXT_TABLE_RECV_VOLUME	BIGINT	ext_table_recv_volume - Total data received from external table readers monitor element
EXT_TABLE_READ_VOLUME	BIGINT	ext_table_read_volume - Total data read by external table readers monitor element
EXT_TABLE_SEND_WAIT_TIME	BIGINT	ext_table_send_wait_time - Total agent wait time for external table writers monitor element
EXT_TABLE_SENDS_TOTAL	BIGINT	ext_table_sends_total - Total row batches sent to external table writers monitor element
EXT_TABLE_SEND_VOLUME	BIGINT	ext_table_send_volume - Total data sent to external table writers monitor element
EXT_TABLE_WRITE_VOLUME	BIGINT	ext_table_write_volume - Total data written by external table writers monitor element
COL_VECTOR_CONSUMER_OVERFLOWES	BIGINT	col_vector_consumer_overflows - Columnar vector consumer overflows monitor element.
TOTAL_COL_SYNOPSIS_TIME	BIGINT	total_col_synopsis_time - Total column-organized synopsis table time monitor element
TOTAL_COL_SYNOPSIS_PROC_TIME	BIGINT	total_col_synopsis_proc_time - Total column-organized synopsis table processing time monitor element
TOTAL_COL_SYNOPSIS_EXECUTIONS	BIGINT	total_col_synopsis_executions - Total column-organized synopsis table executions monitor element
COL_SYNOPSIS_ROWS_INSERTED	BIGINT	col_synopsis_rows_inserted - Column-organized synopsis table rows inserted monitor element
LOB_PREFETCH_WAIT_TIME	BIGINT	lob_prefetch_wait_time - LOB prefetch wait time monitor element
LOB_PREFETCH_REQS	BIGINT	lob_prefetch_reqs - LOB prefetcher request count monitor element
FED_ROWS_DELETED	BIGINT	fed_rows_deleted - Rows deleted by a federation system monitor element
FED_ROWS_INSERTED	BIGINT	fed_rows_inserted - Rows inserted by a federation system monitor element
FED_ROWS_UPDATED	BIGINT	fed_rows_updated - Rows updated by a federation system monitor element

Table 144. Information returned for MON_GET_ROUTINE (continued)

Column name	Data type	Description or corresponding monitor element
FED_ROWS_READ	BIGINT	fed_rows_read - Rows read by a federation system monitor element
FED_WAIT_TIME	BIGINT	fed_wait_time - Time spent by a federation server monitor element
FED_WAITS_TOTAL	BIGINT	fed_waits_total - Total number of execution times for a federation server monitor element
APPL_SECTION_INSERTS	BIGINT	appl_section_inserts - Insert count for SQL workspace monitor element
APPL_SECTION_LOOKUPS	BIGINT	appl_section lookups - SQL workspace access count monitor element
ADM_OVERFLOWS	BIGINT	adm_overflows - Number of times an activity fit as an overflow monitor element
ADM_BYPASS_ACT_TOTAL	BIGINT	adm_bypass_act_total - Number of times admission control was bypassed monitor element
LOW_PRIORITY_ACT_TOTAL	BIGINT	low_priority_act_total – Total number of low priority activities monitor element
MEDIUM_PRIORITY_ACT_TOTAL	BIGINT	medium_priority_act_total – Total number of medium priority activities monitor element
HIGH_PRIORITY_ACT_TOTAL	BIGINT	high_priority_act_total – Total number of high priority activities monitor element
CRITICAL_PRIORITY_ACT_TOTAL	BIGINT	critical_priority_act_total – Total number of critical priority activities monitor element

Usage notes

Use the MON_GET_ROUTINE table function to identify the most expensive routines on the database server.

This table function returns one row of metrics for each routine or trigger and each member that matches the input arguments. Input argument values are complementary. Metrics returned are aggregates of all executions of the routine on that member. No aggregation across members is performed. However, an aggregation across members is possible through SQL queries (as shown in the Examples section). If a routine executes subroutines, the work done in the subroutines is included in the metrics of the parent routine.

Routine monitoring data collection must be explicitly enabled using the mon_rtn_data database configuration parameter. If this configuration parameter is set to NONE, no information is returned.

The counters and time-spent monitor elements returned by this table function are controlled with the COLLECT REQUEST METRICS clause on service classes and the mon_req_metrics database configuration parameter at the database level. If neither control is enabled, the counters and time-spent monitor elements reported are 0.

When the package for a dynamically prepared compound SQL statements is removed from the package cache, information for this routine is no longer reported by MON_GET_ROUTINE function. Similarly, when a routine or trigger is dropped, information about the routine or trigger is no longer reported.

Any routines that were not executed during the previous 24 hour period are pruned from memory and not returned.

Examples

1. List the highest CPU consuming routines of any type in module MOD1.

```
SELECT ROUTINE_TYPE, ROUTINE_SCHEMA, ROUTINE_NAME, SPECIFIC_NAME, TOTAL_CPU_TIME
FROM TABLE(MON_GET_ROUTINE(NULL, NULL, 'MOD1', NULL, NULL))
AS T ORDER BY TOTAL_CPU_TIME DESC
```

returns

ROUTINE_TYPE	ROUTINE_SCHEMA	ROUTINE_NAME	SPECIFIC_NAME	TOTAL_CPU_TIME
F	DRICARD	FUNCTION3	FUNCTION3	19425
F	DRICARD	FUNCTION4	FUNCTION4	5780
P	DRICARD	P1	SQL120801142627900	4685
C	SYSIBMINTERNAL	COMPILED_ANON_BLOCK_INVOKE	SQL120801153841490	3471
P	SYSPROC	SYSINSTALLOBJECTS	SYSINSTALLOBJECTS	1158
F	DRICARD	FUNCTION1	FUNCTION1	2632
F	DRICARD	FUNCTION2	FUNCTION2	2029

7 record(s) selected.

2. List aggregate monitor data for all stored procedures.

```
SELECT * FROM TABLE(MON_GET_ROUTINE('P', NULL, NULL, NULL, -2)) AS T
```

3. List aggregate monitor data for routines of all types.

```
SELECT * FROM TABLE(MON_GET_ROUTINE(NULL, NULL, NULL, NULL, -2)) AS T
```

4. List aggregate monitor data for all procedures named PROC1 in schema TEST.

```
SELECT * FROM TABLE(MON_GET_ROUTINE('P', 'TEST', NULL, 'PROC1', -2)) AS T
```

5. List aggregate monitor data for overloaded procedure PROC1 with specific name PROC1_OVERLOAD in schema TEST.

```
SELECT * FROM TABLE(MON_GET_ROUTINE('SP', 'TEST', NULL, 'PROC1_OVERLOAD', -2))
AS T
```

6. List aggregate monitor data for the anonymous block with executable id x'010000000000000052010000000000001000000010020120822205618607103'.

```
SELECT * FROM TABLE(MON_GET_ROUTINE
('A', 'MYSHEMA', NULL, 'SQL181500027522310', -1)) AS T
WHERE
DYN_COMPOUND_EXEC_ID = x'010000000000000052010000000000001000000010020120822205618607103'
```

MON_GET_ROUTINE_DETAILS table function - get aggregated routine execution metrics as an XML document

The MON_GET_ROUTINE_DETAILS table function returns aggregated execution metrics for procedures, external functions, compiled functions, compiled triggers, and anonymous blocks invoked since the database was activated.

The metrics are returned in an XML document.

Authorization

One of the following authorizations is required:

- EXECUTE privilege on the routine
- DATAACCESS authority
- SQLADM authority
- DBADM authority

Default PUBLIC privilege

None

Syntax

```
► MON_GET_ROUTINE_DETAILS ( ( routine_type , routine_schema ,  
    routine_module_name , routine_name , member ) ◄
```

The schema is SYSPROC.

Routine parameters

routine_type

An input parameter of type CHAR(2) that specifies the type of routine or compiled trigger for which data is returned:

- "P" for a procedure
- "SP" for the specific name of a procedure
- "F" for a compiled function
- "SF" for the specific name of a compiled function
- "T" for a compiled trigger
- "C" for an anonymous block

If the "P", "F", "T", or "C" routine type is specified and no input name is specified, all routines of the given type will be returned. If the routine type is "SP" or "SF", the specific name of the routine must be provided.

All routines of all types will be returned if the routine type is NULL, an empty string, or blanks.

routine_schema

An input parameter of type VARCHAR(128) that specifies the schema for the routine or trigger. For dynamically prepared compound SQL statements and PL/SQL anonymous blocks, the schema can be determined using the MON_GET_SECTION_ROUTINES table function. Use NULL or an empty string to return the routines and triggers in all schemas. This parameter is case sensitive.

routine_module_name

An input parameter of type VARCHAR(128) that specifies the name of the module for the input routine, if applicable. Use NULL or an empty string to return the routines in all modules. This parameter is case sensitive.

routine_name

An input parameter of type VARCHAR(128) that specifies the name of the routine. If the input parameter is "SP" or "SF", the specific name of the routine should be provided. For dynamically prepared compound SQL statements and PL/SQL anonymous blocks, the name can be determined using the MON_GET_SECTION_ROUTINES table function. Use NULL or an empty string to return all routines matching the other input parameters. This parameter is case sensitive.

member

An input parameter of type INTEGER that specifies a valid member in the same instance as the currently connected database when calling this function. Specify -1 for the current database member, or -2 for all active database members. If the NULL value is specified, -1 is implicitly set.

Information returned

<i>Table 145. Information returned for MON_GET_ROUTINE_DETAILS</i>		
Column name	Data type	Description or corresponding monitor element
ROUTINE_TYPE	CHAR(1)	routine_type - Routine type monitor element
ROUTINE_SCHEMA	VARCHAR(128)	routine_schema - Routine schema monitor element
ROUTINE_MODULE_NAME	VARCHAR(128)	routine_module_name - Routine module name monitor element
ROUTINE_NAME	VARCHAR(128)	routine_name - Routine name monitor element
SPECIFIC_NAME	VARCHAR(128)	specific_name - Specific name monitor element
DYN_COMPOUND_EXEC_ID	VARCHAR(32) FOR BIT DATA	dyn_compound_exec_id - Dynamic compound statement executable identifier monitor element
MEMBER	SMALLINT	member - Database member monitor element
ROUTINE_ID	INTEGER	routine_id - Routine ID monitor element
SUBROUTINE_ID	INTEGER	subroutine_id - Subroutine identifier monitor element
LIB_ID	BIGINT	lib_id - Library identifier monitor element
DETAILS	BLOB(1M)	XML document that contains the monitor information for the routine. See Table 2 for a description of the elements in this document.

The following example shows the structure of the XML document that is returned in the DETAILS column.

```
<db2_routine xmlns="http://www.ibm.com/xmlns/prod/db2/mon" release="100102000">
  <routine_type>P</routine_type>
  <routine_schema>TEST</routine_schema>
  <routine_module></routine_module>
  <routine_name>PROC1</routine_name>
  ...
  <system_metrics release="100102000">
    <act_aborted_total>5</act_aborted_total>
  </system_metrics>
</db2_routine>
```

See `sqlllib/misc/DB2MonRoutines.xsd` for the full schema.

<i>Table 146. Detailed metrics returned for MON_GET_ROUTINE_DETAILS</i>		
Element name	Data type	Description or corresponding monitor element
ACT_ABORTED_TOTAL	xs:long	act_aborted_total - Total aborted activities
ACT_COMPLETED_TOTAL	xs:long	act_completed_total - Total completed activities
ACT_REJECTED_TOTAL	xs:long	act_rejected_total - Total rejected activities
ACT_RQSTS_TOTAL	xs:long	act_rqsts_total - Total activity requests

Table 146. Detailed metrics returned for MON_GET_ROUTINE_DETAILS (continued)

Element name	Data type	Description or corresponding monitor element
ADM_BYPASS_ACT_TOTAL	xs:long	adm_bypass_act_total - Number of times admission control was bypassed monitor element
ADM_OVERFLOWS	xs:long	adm_overflows - Number of times an activity fit as an overflow monitor element
APP_RQSTS_COMPLETED_TOTAL	xs:long	app_rqsts_completed_total - Total application requests completed
APPL_SECTION_INSERTS	xs:nonNegativeInteger	appl_section_inserts - Insert count for SQL workspace monitor element
APPL_SECTION_LOOKUPS	xs:nonNegativeInteger	appl_section_lookups - SQL workspace access count monitor element
AUDIT_EVENTS_TOTAL	xs:long	audit_events_total - Total audit events
AUDIT_FILE_WRITE_WAIT_TIME	xs:long	audit_file_write_wait_time - Audit file write wait time
AUDIT_FILE_WRITES_TOTAL	xs:long	audit_file_writes_total - Total audit files written
AUDIT_SUBSYSTEM_WAIT_TIME	xs:long	audit_subsystem_wait_time - Audit subsystem wait time
AUDIT_SUBSYSTEM_WAITS_TOTAL	xs:long	audit_subsystem_waits_total - Total audit subsystem waits
BINDS_PRECOMPILES	xs:long	binds_precompiles - Binds/Precompiles Attempted monitor element
CALL_SQL_STMTS	xs:long	call_sql_stmts - CALL SQL statements executed monitor element
CAT_CACHE_INSERTS	xs:long	cat_cache_inserts - Catalog cache inserts
CAT_CACHE_LOOKUPS	xs:long	cat_cache_lookups - Catalog cache lookups
CF_WAIT_TIME	xs:long	cf_wait_time - cluster caching facility wait time
CF_WAITS	xs:long	cf_waits - Number of cluster caching facility waits
COL_SYNOPSIS_ROWS_INSERTED	xs:nonNegativeInteger	col_synopsis_rows_inserted - Column-organized synopsis table rows inserted monitor element
COL_VECTOR_CONSUMER_OVERFLOWS	xs:long	col_vector_consumer_overflows - Columnar vector consumer overflows monitor element.
COMM_EXIT_WAIT_TIME	xs:long	comm_exit_wait_time - Communication buffer exit wait time
COMM_EXIT_WAITS	xs:long	comm_exit_waits - Communication buffer exit number of waits
DDL_SQL_STMTS	xs:long	ddl_sql_stmts - Data Definition Language (DDL) SQL Statements monitor element
DEADLOCKS	xs:long	deadlocks - Deadlocks detected
DIAGLOG_WRITE_WAIT_TIME	xs:long	diaglog_write_wait_time - Diagnostic log file write wait time
DIAGLOG_WRITES_TOTAL	xs:long	diaglog_writes_total - Total diagnostic log file writes

Table 146. Detailed metrics returned for MON_GET_ROUTINE_DETAILS (continued)

Element name	Data type	Description or corresponding monitor element
DIRECT_READ_REQS	xs:long	direct_read_reqs - Direct read requests
DIRECT_READ_TIME	xs:long	direct_read_time - Direct read time
DIRECT_READS	xs:long	direct_reads - Direct reads from database
DIRECT_WRITE_REQS	xs:long	direct_write_reqs - Direct write requests
DIRECT_WRITE_TIME	xs:long	direct_write_time - Direct write time
DIRECT_WRITES	xs:long	direct_writes - Direct writes to database
DISABLED_PEDS	xs:long	disabled_peds - Disabled partial early distincts
DYN_COMPOUND_EXEC_ID	xs:hexBinary(32)	dyn_compound_exec_id - Dynamic compound statement executable identifier monitor element
DYNAMIC_SQL_STMTS	xs:long	dynamic_sql_stmts - Dynamic SQL Statements Attempted monitor element
EVMON_WAIT_TIME	xs:long	evmon_wait_time - Event monitor wait time
EVMON_WAITS_TOTAL	xs:long	evmon_waits_total - Event monitor total waits
EXEC_LIST_CLEANUP_TIME	xs:dateTime	exec_list_cleanup_time - Execution list cleanup time monitor element
EXEC_LIST_MEM_EXCEEDED	xs:string(1)	exec_list_mem_exceeded - Execution list memory exceeded monitor element
EXT_TABLE_READ_VOLUME	xs:nonNegativeInteger	ext_table_read_volume - Total data read by external table readers monitor element
EXT_TABLE_RECV_VOLUME	xs:nonNegativeInteger	ext_table_recv_volume - Total data received from external table readers monitor element
EXT_TABLE_RECV_WAIT_TIME	xs:nonNegativeInteger	ext_table_recv_wait_time - Total agent wait time for external table readers monitor element
EXT_TABLE_RECVS_TOTAL	xs:nonNegativeInteger	ext_table_recvs_total - Total row batches received from external table readers monitor element
EXT_TABLE_SEND_VOLUME	xs:nonNegativeInteger	ext_table_send_volume - Total data sent to external table writers monitor element
EXT_TABLE_SEND_WAIT_TIME	xs:nonNegativeInteger	ext_table_send_wait_time - Total agent wait time for external table writers monitor element
EXT_TABLE_SENDS_TOTAL	xs:nonNegativeInteger	ext_table_sends_total - Total row batches sent to external table writers monitor element
EXT_TABLE_WRITE_VOLUME	xs:nonNegativeInteger	ext_table_write_volume - Total data written by external table writers monitor element
FAILED_SQL_STMTS	xs:long	failed_sql_stmts - Failed Statement Operations monitor element
FCM_MESSAGE_RECV_VOLUME	xs:long	fcm_message_recv_volume - FCM message received volume
FCM_MESSAGE_RECV_WAIT_TIME	xs:long	fcm_message_recv_wait_time - FCM message received wait time

Table 146. Detailed metrics returned for MON_GET_ROUTINE_DETAILS (continued)

Element name	Data type	Description or corresponding monitor element
FCM_MESSAGE_RECV_WAITS_TOTAL	xs:nonNegativeInteger	fcm_message_recv_waits_total - Number of times spent waiting for FCM reply message monitor element
FCM_MESSAGE_RECVS_TOTAL	xs:long	fcm_message_recvs_total - Total FCM message receives
FCM_MESSAGE_SEND_VOLUME	xs:long	fcm_message_send_volume - FCM message send volume
FCM_MESSAGE_SEND_WAIT_TIME	xs:long	fcm_message_send_wait_time - FCM message send wait time
FCM_MESSAGE_SEND_WAITS_TOTAL	xs:nonNegativeInteger	fcm_message_send_waits_total - Number of times spent blocking on an FCM message send monitor element
FCM_MESSAGE_SENDS_TOTAL	xs:long	fcm_message_sends_total - Total FCM message sends
FCM_RECV_VOLUME	xs:long	fcm_recv_volume - FCM received volume
FCM_RECV_WAIT_TIME	xs:long	fcm_recv_wait_time - FCM received wait time
FCM_RECV_WAITS_TOTAL	xs:nonNegativeInteger	fcm_recv_waits_total - Number of times spent waiting to receive data through FCM monitor element
FCM_RECVS_TOTAL	xs:long	fcm_recvs_total - FCM receives total
FCM_SEND_VOLUME	xs:long	fcm_send_volume - FCM send volume
FCM_SEND_WAIT_TIME	xs:long	fcm_send_wait_time - FCM send wait time
FCM_SENDS_TOTAL	xs:long	fcm_sends_total - FCM sends total
FCM_TQ_RECV_VOLUME	xs:long	fcm_tq_recv_volume - FCM table queue received volume
FCM_TQ_RECV_WAIT_TIME	xs:long	fcm_tq_recv_wait_time - FCM table queue received wait time
FCM_TQ_RECV_WAITS_TOTAL	xs:nonNegativeInteger	fcm_tq_recv_waits_total - Number of times spent waiting to receive the next buffer monitor element
FCM_TQ_RECVS_TOTAL	xs:long	fcm_tq_recvs_total - FCM table queue receives total
FCM_TQ_SEND_VOLUME	xs:long	fcm_tq_send_volume - FCM table queue send volume
FCM_TQ_SEND_WAIT_TIME	xs:long	fcm_tq_send_wait_time - FCM table queue send wait time
FCM_TQ_SENDS_TOTAL	xs:long	fcm_tq_sends_total - FCM table queue send total
FED_ROWS_DELETED	xs:nonNegativeInteger	fed_rows_deleted - Rows deleted by a federation system monitor element
FED_ROWS_INSERTED	xs:nonNegativeInteger	fed_rows_inserted - Rows inserted by a federation system monitor element
FED_ROWS_READ	xs:nonNegativeInteger	fed_rows_read - Rows read by a federation system monitor element

Table 146. Detailed metrics returned for MON_GET_ROUTINE_DETAILS (continued)

Element name	Data type	Description or corresponding monitor element
FED_ROWS_UPDATED	xs:nonNegativeInteger	fed_rows_updated - Rows updated by a federation system monitor element
FED_WAIT_TIME	xs:nonNegativeInteger	fed_wait_time - Time spent by a federation server monitor element
FED_WAITS_TOTAL	xs:nonNegativeInteger	fed_waits_total - Total number of execution times for a federation server monitor element
HASH_GRPBY_OVERFLOWS	xs:long	hash_grpby_overflows - Hash group by overflows
HASH_JOIN_OVERFLOWS	xs:long	hash_join_overflows - Hash Join Overflows monitor element
HASH_JOIN_SMALL_OVERFLOWS	xs:long	hash_join_small_overflows - Hash Join Small Overflows monitor element
IDA_RECV_VOLUME	xs:long	ida_recv_volume - Total data volume received
IDA_RECV_WAIT_TIME	xs:long	ida_recv_wait_time - Time spent waiting to receive data
IDA_RECVS_TOTAL	xs:long	ida_recv_total - Number of times data received
IDA_SEND_VOLUME	xs:long	ida_send_volume - Total data volume sent
IDA_SEND_WAIT_TIME	xs:long	ida_send_wait_time - Time spent waiting to send data
IDA_SENDS_TOTAL	xs:long	ida_sends_total - Number of times data sent
IMPLICIT_REBINDS	xs:long	implicit_rebinds - number of implicit rebinds monitor element
INT_COMMITS	xs:long	int_commits - Internal commits
INT_ROLLBACKS	xs:long	int_rollback - Internal rollbacks
INT_ROWS_DELETED	xs:long	int_rows_deleted - Internal Rows Deleted monitor element
INT_ROWS_INSERTED	xs:long	int_rows_inserted - Internal Rows Inserted monitor element
INT_ROWS_UPDATED	xs:long	int_rows_updated - Internal Rows Updated monitor element
LIB_ID	xs:long	lib_id - Library identifier monitor element
LOB_PREFETCH_REQS	xs:nonNegativeInteger	lob_prefetch_reqs - LOB prefetcher request count monitor element
LOB_PREFETCH_WAIT_TIME	xs:nonNegativeInteger	lob_prefetch_wait_time - LOB prefetch wait time monitor element
LOCK_ESCALS	xs:long	lock_escals - Number of lock escalations
LOCK_ESCALS_GLOBAL	xs:long	lock_escals_global - Number of global lock escalations
LOCK_ESCALS_LOCKLIST	xs:long	lock_escals_locklist - Number of locklist lock escalations
LOCK_ESCALS_MAXLOCKS	xs:long	lock_escals_maxlocks - Number of maxlocks lock escalations
LOCK_TIMEOUTS	xs:long	llock_timeouts - Number of lock timeouts

Table 146. Detailed metrics returned for MON_GET_ROUTINE_DETAILS (continued)

Element name	Data type	Description or corresponding monitor element
LOCK_TIMEOUTS_GLOBAL	xs:long	lock_timeouts_global - Lock timeouts global
LOCK_WAIT_TIME	xs:long	lock_wait_time - Time waited on locks
LOCK_WAIT_TIME_GLOBAL	xs:long	lock_wait_time_global - Lock wait time global
LOCK_WAITS	xs:long	lock_waits - Lock waits
LOCK_WAITS_GLOBAL	xs:long	lock_waits_global - Lock waits global
LOG_BUFFER_WAIT_TIME	xs:long	log_buffer_wait_time - Log buffer wait time
LOG_DISK_WAIT_TIME	xs:long	log_disk_wait_time - Log disk wait time
LOG_DISK_WAITS_TOTAL	xs:long	log_disk_waits_total - Total log disk waits
MEMBER	xs:short	member - Database member monitor element
MERGE_SQL_STMTS	xs:long	merge_sql_stmts - Merge SQL statements executed monitor element
NUM_LOG_BUFFER_FULL	xs:long	num_log_buffer_full - Number of times full log buffer caused agents to wait
NUM_LW_THRESH_EXCEEDED	xs:long	num_lw_thresh_exceeded - Number of lock wait thresholds exceeded
OLAP_FUNC_OVERFLOW	xs:long	olap_func_overflows - OLAP Function Overflows monitor element
PKG_CACHE_INSERTS	xs:long	pkg_cache_inserts - Package cache inserts
PKG_CACHE_LOOKUPS	xs:long	pkg_cache_lookups - Package cache lookups
POOL_COL_GBP_INDEP_PAGES_FOUND_IN_LBP	xs:nonNegativeInteger	pool_col_gbp_indep_pages_found_in_lbp - Buffer pool column-organized GBP independent pages found in local buffer pool monitor element
POOL_COL_GBP_INVALID_PAGES	xs:nonNegativeInteger	pool_col_gbp_invalid_pages - Buffer pool column-organized GBP invalid data pages monitor element
POOL_COL_GBP_L_READS	xs:nonNegativeInteger	pool_col_gbp_l_reads - Buffer pool column-organized GBP logical reads monitor element
POOL_COL_GBP_P_READS	xs:nonNegativeInteger	pool_col_gbp_p_reads - Buffer pool column-organized GBP physical reads monitor element
POOL_COL_L_READS	xs:nonNegativeInteger	pool_col_l_reads - Buffer pool column-organized logical reads monitor element
POOL_COL_LBP_PAGES_FOUND	xs:nonNegativeInteger	pool_col_lbp_pages_found - Buffer pool column-organized LBP pages found monitor element
POOL_COL_P_READS	xs:nonNegativeInteger	pool_col_p_reads - Buffer pool column-organized physical reads monitor element
POOL_COL_WRITES	xs:nonNegativeInteger	pool_col_writes - Buffer pool column-organized writes monitor element
POOL_DATA_GBP_INDEP_PAGES_FOUND_IN_LBP	xs:long	pool_data_gbp_indep_pages_found_in_lbp - Group buffer pool independent data pages found in local buffer pool

Table 146. Detailed metrics returned for MON_GET_ROUTINE_DETAILS (continued)

Element name	Data type	Description or corresponding monitor element
POOL_DATA_GBP_INVALID_PAGES	xs:long	pool_data_gbp_invalid_pages - Group buffer pool invalid data pages
POOL_DATA_GBP_L_READS	xs:long	pool_data_gbp_l_reads - Group buffer pool data logical reads
POOL_DATA_GBP_P_READS	xs:long	pool_data_gbp_p_reads - Group buffer pool data physical reads
POOL_DATA_L_READS	xs:long	pool_data_l_reads - Buffer pool data logical reads
POOL_DATA_LBP_PAGES_FOUND	xs:long	pool_data_lbp_pages_found - Local buffer pool found data pages
POOL_DATA_P_READS	xs:long	pool_data_p_reads - Buffer pool data physical reads
POOL_DATA_WRITES	xs:long	pool_data_writes - Buffer pool data writes
POOL_FAILED_ASYNC_COL_REQS	xs:nonNegativeInteger	pool_failed_async_col_reqs - Failed column-organized prefetch requests monitor element
POOL_FAILED_ASYNC_DATA_REQS	xs:long	pool_failed_async_data_reqs - Failed data prefetch requests
POOL_FAILED_ASYNC_INDEX_REQS	xs:long	pool_failed_async_index_reqs - Failed index prefetch requests
POOL_FAILED_ASYNC_OTHER_REQS	xs:long	pool_failed_async_other_reqs - Failed non-prefetch requests
POOL_FAILED_ASYNC_TEMP_DATA_REQS	xs:long	pool_failed_async_temp_data_reqs - Failed data prefetch requests for temporary table spaces
POOL_FAILED_ASYNC_TEMP_INDEX_REQS	xs:long	pool_failed_async_temp_index_reqs - Failed index prefetch requests for temporary table spaces
POOL_FAILED_ASYNC_TEMP_XDA_REQS	xs:long	pool_failed_async_temp_xda_reqs - Failed XDA prefetch requests for temporary table spaces
POOL_FAILED_ASYNC_XDA_REQS	xs:long	pool_failed_async_xda_reqs - Failed XDA prefetch requests
POOL_FAILED_ASYNC_TEMP_COL_REQS	xs:nonNegativeInteger	pool_failed_async_temp_col_reqs - Failed column-organized temporary prefetch requests monitor element
POOL_INDEX_GBP_INDEP_PAGES_FOUND_IN_LBP	xs:long	pool_index_gbp_indep_pages_found_in_lbp - Group buffer pool independent index pages found in local buffer pool
POOL_INDEX_GBP_INVALID_PAGES	xs:long	pool_index_gbp_invalid_pages - Group buffer pool invalid index pages
POOL_INDEX_GBP_L_READS	xs:long	pool_index_gbp_l_reads - Group buffer pool index logical reads
POOL_INDEX_GBP_P_READS	xs:long	pool_index_gbp_p_reads - Group buffer pool index physical reads
POOL_INDEX_L_READS	xs:long	pool_index_l_reads - Buffer pool index logical reads

Table 146. Detailed metrics returned for MON_GET_ROUTINE_DETAILS (continued)

Element name	Data type	Description or corresponding monitor element
POOL_INDEX_LBP_PAGES_FOUND	xs:long	pool_index_lbp_pages_found - Local buffer pool index pages found
POOL_INDEX_P_READS	xs:long	pool_index_p_reads - Buffer pool index physical reads
POOL_INDEX_WRITES	xs:long	pool_index_writes - Buffer pool index writes
POOL_QUEUED_ASYNC_COL_PAGES	xs:nonNegativeInteger	pool_queued_async_col_pages - Column-organized page prefetch requests monitor element
POOL_QUEUED_ASYNC_COL_REQS	xs:nonNegativeInteger	pool_queued_async_col_reqs - Column-organized prefetch requests monitor element
POOL_QUEUED_ASYNC_DATA_PAGES	xs:long	pool_queued_async_data_pages - Data pages prefetch requests
POOL_QUEUED_ASYNC_DATA_REQS	xs:long	pool_queued_async_data_reqs - Data prefetch requests
POOL_QUEUED_ASYNC_INDEX_PAGES	xs:long	pool_queued_async_index_pages - Index pages prefetch requests
POOL_QUEUED_ASYNC_INDEX_REQS	xs:long	pool_queued_async_index_reqs - Index prefetch requests
POOL_QUEUED_ASYNC_OTHER_REQS	xs:long	pool_queued_async_other_reqs - Other requests handled by prefetchers
POOL_QUEUED_ASYNC_XDA_PAGES	xs:long	pool_queued_async_xda_pages - XDA pages prefetch requests
POOL_QUEUED_ASYNC_XDA_REQS	xs:long	pool_queued_async_xda_reqs - XDA prefetch requests
POOL_QUEUED_ASYNC_TEMP_DATA_PAGES	xs:long	pool_queued_async_temp_data_pages - Data pages prefetch requests for temporary table spaces
POOL_QUEUED_ASYNC_TEMP_DATA_REQS	xs:long	pool_queued_async_temp_data_reqs - Data prefetch requests for temporary table spaces
POOL_QUEUED_ASYNC_TEMP_INDEX_PAGES	xs:long	pool_queued_async_temp_index_pages - Index pages prefetch requests for temporary table spaces
POOL_QUEUED_ASYNC_TEMP_INDEX_REQS	xs:long	pool_queued_async_temp_index_reqs - Index prefetch requests for temporary table spaces
POOL_QUEUED_ASYNC_TEMP_XDA_PAGES	xs:long	pool_queued_async_temp_xda_pages - XDA data pages prefetch requests for temporary table spaces
POOL_QUEUED_ASYNC_TEMP_XDA_REQS	xs:long	pool_queued_async_temp_xda_reqs - XDA data prefetch requests for temporary table spaces
POOL_QUEUED_ASYNC_TEMP_COL_REQS	xs:nonNegativeInteger	pool_queued_async_temp_col_reqs - Column-organized temporary prefetch requests monitor element
POOL_QUEUED_ASYNC_TEMP_COL_PAGES	xs:nonNegativeInteger	pool_queued_async_temp_col_pages - Column-organized page temporary prefetch requests monitor element

Table 146. Detailed metrics returned for MON_GET_ROUTINE_DETAILS (continued)

Element name	Data type	Description or corresponding monitor element
POOL_READ_TIME	xs:long	pool_read_time - Total buffer pool physical read time
POOL_TEMP_COL_L_READS	xs:nonNegativeInteger	pool_temp_col_l_reads - Buffer pool column-organized temporary logical reads monitor element
POOL_TEMP_COL_P_READS	xs:nonNegativeInteger	pool_temp_col_p_reads - Buffer pool column-organized temporary physical reads monitor element
POOL_TEMP_DATA_L_READS	xs:long	pool_temp_data_l_reads - Buffer pool temporary data logical reads
POOL_TEMP_DATA_P_READS	xs:long	pool_temp_data_p_reads - Buffer pool temporary data physical reads
POOL_TEMP_INDEX_L_READS	xs:long	pool_temp_index_l_reads - Buffer pool temporary index logical reads
POOL_TEMP_INDEX_P_READS	xs:long	pool_temp_index_p_reads - Buffer pool temporary index physical reads
POOL_TEMP_XDA_L_READS	xs:long	pool_temp_xda_l_reads - Buffer pool temporary XDA data logical reads
POOL_TEMP_XDA_P_READS	xs:long	pool_temp_xda_p_reads - Buffer pool temporary XDA data physical reads
POOL_WRITE_TIME	xs:long	pool_write_time - Total buffer pool physical write time
POOL_XDA_GBP_INDEP_PAGES_FOUND_IN_LBP	xs:long	pool_xda_gbp_indep_pages_found_in_lbp - Group buffer pool XDA independent pages found in local buffer pool
POOL_XDA_GBP_INVALID_PAGES	xs:long	pool_xda_gbp_invalid_pages - Group buffer pool invalid XDA data pages
POOL_XDA_GBP_L_READS	xs:long	pool_xda_gbp_l_reads - Group buffer pool XDA data logical read requests
POOL_XDA_GBP_P_READS	xs:long	pool_xda_gbp_p_reads - Group buffer pool XDA data physical read requests
POOL_XDA_L_READS	xs:long	pool_xda_l_reads - Buffer Pool XDA Data Logical Reads
POOL_XDA_LBP_PAGES_FOUND	xs:long	pool_xda_lbp_pages_found - Local buffer pool XDA data pages found
POOL_XDA_P_READS	xs:long	pool_xda_p_reads - Buffer pool XDA data physical reads
POOL_XDA_WRITES	xs:long	pool_xda_writes - Buffer pool XDA data writes
POST_SHRTHRESHOLD_HASH_JOINS	xs:long	post_shrthreshold_hash_joins - Post threshold hash joins monitor element
POST_SHRTHRESHOLD_SORTS	xs:long	post_shrthreshold_sorts - Post shared threshold sorts
POST_THRESHOLD_COL_VECTOR_CONSUMERS	xs:long	post_threshold_col_vector_consumers - Post threshold columnar_vector consumers

Table 146. Detailed metrics returned for MON_GET_ROUTINE_DETAILS (continued)

Element name	Data type	Description or corresponding monitor element
POST_THRESHOLD_HASH_GRPBYS	xs:long	post_threshold_hash_grpbys - Hash group by threshold post_threshold_hash_grpbys - Hash group by threshold
POST_THRESHOLD_HASH_JOINS	xs:long	post_threshold_hash_joins - Hash Join Threshold monitor element
POST_THRESHOLD_OLAP_FUNCS	xs:long	post_threshold_olap_funcs - OLAP function threshold monitor element
POST_THRESHOLD_PEAS	xs:long	post_threshold_peas - Partial early aggregation threshold
POST_THRESHOLD_PEDS	xs:long	post_threshold_peds - Partial early distincts threshold
POST_THRESHOLD_SORTS	xs:long	post_threshold_sorts - Post threshold sorts
PREFETCH_WAIT_TIME	xs:long	prefetch_wait_time - Time waited for prefetch
PREFETCH_WAITS	xs:long	prefetch_waits - Prefetcher wait count
FCM_TQ_SEND_WAITS_TOTAL	xs:nonNegativeInteger	fcm_tq_send_waits_total - Number of times spent waiting to send the next buffer monitor element
RECLAIM_WAIT_TIME	xs:long	reclaim_wait_time - Reclaim wait time
ROUTINE_ID	xs:int	routine_id - Routine ID monitor element
ROUTINE_MODULE_NAME	xs:string(128)	routine_module_name - Routine module name monitor element
ROUTINE_NAME	xs:string(128)	routine_name - Routine name monitor element
ROUTINE_SCHEMA	xs:string(128)	routine_schema - Routine schema monitor element
ROUTINE_TYPE	xs:string(1)	routine_type - Routine type monitor element
ROWS_DELETED	xs:long	rows_deleted - Rows deleted monitor element
ROWS_INSERTED	xs:long	rows_inserted - Rows inserted monitor element
ROWS_MODIFIED	xs:long	rows_modified - Rows modified
ROWS_READ	xs:long	rows_read - Rows read
ROWS_RETURNED	xs:long	rows_returned - Rows returned
ROWS_UPDATED	xs:long	rows_updated - Rows updated monitor element
RQSTS_COMPLETED_TOTAL	xs:long	rqsts_completed_total - Total requests completed
SELECT_SQL_STMTS	xs:long	select_sql_stmts - Select SQL Statements Executed monitor element
SORT_OVERFLOWS	xs:long	sort_overflows - Sort overflows
SPACEMAPPAGE_RECLAIM_WAIT_TIME	xs:long	spacemappage_reclaim_wait_time - Space map page reclaim wait time
SPECIFIC_NAME	xs:string(128)	specific_name - Specific name monitor element
STATIC_SQL_STMTS	xs:long	static_sql_stmts - Static SQL Statements Attempted monitor element

Table 146. Detailed metrics returned for MON_GET_ROUTINE_DETAILS (continued)

Element name	Data type	Description or corresponding monitor element
SUBROUTINE_ID	xs:int	subroutine_id - Subroutine identifier monitor element
THRESH_VIOLATIONS	xs:long	thresh_violations - Number of threshold violations
TOTAL_ACT_TIME	xs:long	total_act_time - Total activity time
TOTAL_ACT_WAIT_TIME	xs:long	total_act_wait_time - Total activity wait time
TOTAL_APP_COMMITS	xs:long	total_app_commits - Total application commits
TOTAL_APP_ROLLBACKS	xs:long	total_app_rollbacks - Total application rollbacks
TOTAL_APP_RQST_TIME	xs:long	total_app_rqst_time - Total application request time
TOTAL_APP_SECTION_EXECUTIONS	xs:long	total_app_section_executions - Total application section executions
TOTAL_BACKUP_PROC_TIME	xs:long	total_backup_proc_time - Total non-wait time for online backups
TOTAL_BACKUP_TIME	xs:long	total_backup_time - Total elapsed time for online backups
TOTAL_BACKUPS	xs:long	total_backups - Total backups
TOTAL_COL_EXECUTIONS	xs:nonNegativeInteger	total_col_executions - Total column-organized executions monitor element
TOTAL_COL_PROC_TIME	xs:nonNegativeInteger	total_col_proc_time - Total column-organized processing time monitor element
TOTAL_COL_SYNOPSIS_EXECUTIONS	xs:nonNegativeInteger	total_col_synopsis_executions - Total column-organized synopsis table executions monitor element
TOTAL_COL_SYNOPSIS_PROC_TIME	xs:nonNegativeInteger	total_col_synopsis_proc_time - Total column-organized synopsis table processing time monitor element
TOTAL_COL_SYNOPSIS_TIME	xs:nonNegativeInteger	total_col_synopsis_time - Total column-organized synopsis table time monitor element
TOTAL_COL_TIME	xs:nonNegativeInteger	total_col_time - Total column-organized time monitor element
TOTAL_COL_VECTOR_CONSUMERS	xs:long	total_col_vector_consumers - Total columnar_vector consumers
TOTAL_COMMIT_PROC_TIME	xs:long	total_commit_proc_time - Total commits processing time
TOTAL_COMMIT_TIME	xs:long	total_commit_time - Total commit time
TOTAL_COMPILATIONS	xs:long	total_compilations - Total compilations
TOTAL_COMPILE_PROC_TIME	xs:long	total_compile_proc_time - Total compile processing time
TOTAL_COMPILE_TIME	xs:long	total_compile_time - Total compile time
TOTAL_CPU_TIME	xs:long	total_cpu_time - Total CPU time.

Table 146. Detailed metrics returned for MON_GET_ROUTINE_DETAILS (continued)

Element name	Data type	Description or corresponding monitor element
TOTAL_DISP_RUN_QUEUE_TIME	xs:long	total_disp_run_queue_time - Total dispatcher run queue time
TOTAL_EXTENDED_LATCH_WAITS	xs:long	total_extended_latch_waits - Total extended latch waits
TOTAL_EXTENDED_LATCH_WAIT_TIME	xs:long	total_extended_latch_wait_time - Total extended latch wait time
TOTAL_HASH_GRPBYS	xs:long	total_hash_grpbys - Total hash group by operations
TOTAL_HASH_JOINS	xs:long	total_hash_joins - Total Hash Joins monitor element
TOTAL_HASH_LOOPS	xs:long	total_hash_loops - Total Hash Loops monitor element
TOTAL_IMPLICIT_COMPILATIONS	xs:long	total_implicit_compilations - Total implicit compilations
TOTAL_IMPLICIT_COMPILE_PROC_TIME	xs:long	total_implicit_compile_proc_time - Total implicit compile processing time
TOTAL_IMPLICIT_COMPILE_TIME	xs:long	total_implicit_compile_time - Total implicit compile time
TOTAL_INDEX_BUILD_PROC_TIME	xs:long	total_index_build_proc_time - Total non-wait time spent building indexes due to index creation
TOTAL_INDEX_BUILD_TIME	xs:long	total_index_build_time - Total time spent building indexes due to index creation
TOTAL_INDEXES_BUILT	xs:long	total_indexes_built - Total number of indexes built
TOTAL_LOAD_PROC_TIME	xs:long	total_load_proc_time - Total load processing time
TOTAL_LOAD_TIME	xs:long	total_load_time - Total load time
TOTAL_LOADS	xs:long	total_loads - Total loads
TOTAL_NESTED_INVOCATIONS	xs:long	total_nested_invocations - Total nested invocations monitor element
TOTAL_OLAP_FUNCS	xs:long	total_olap_funcs - Total OLAP Functions monitor element
TOTAL_PEAS	xs:long	total_peas - Total partial early aggregations
TOTAL_PEDS	xs:long	total_peds - Total partial early distincts
TOTAL_REORG_PROC_TIME	xs:long	total_reorg_proc_time - Total reorganization processing time
TOTAL_REORG_TIME	xs:long	total_reorg_time - Total reorganization time
TOTAL_REORGS	xs:long	total_reorgs - Total reorganizations
TOTAL_ROLLBACK_PROC_TIME	xs:long	total_rollback_proc_time - Total rollback processing time
TOTAL_ROLLBACK_TIME	xs:long	total_rollback_time - Total rollback time

Table 146. Detailed metrics returned for MON_GET_ROUTINE_DETAILS (continued)

Element name	Data type	Description or corresponding monitor element
TOTAL_ROUTINE_COORD_TIME	xs:long	total_routine_coord_time - Total routine coordinator time monitor element
TOTAL_ROUTINE_INVOCATIONS	xs:long	total_routine_invocations - Total routine invocations. The total number of times a routine was invoked by this routine.
TOTAL_ROUTINE_TIME	xs:long	total_routine_time - Total routine time.
TOTAL_ROUTINE_USER_CODE_TIME	xs:long	total_routine_user_code_time - Total routine user code time
TOTAL_ROUTINE_USER_CODE_PROC_TIME	xs:long	total_routine_user_code_proc_time - Total routine user code processing time
TOTAL_RQST_TIME	xs:long	total_rqst_time - Total request time.
TOTAL_RUNSTATS	xs:long	total_runstats - Total runtime statistics
TOTAL_RUNSTATS_PROC_TIME	xs:long	total_runstats_proc_time - Total runtime statistics processing time
TOTAL_RUNSTATS_TIME	xs:long	total_runstats_time - Total runtime statistics
TOTAL_SECTION_PROC_TIME	xs:long	total_section_proc_time - Total section processing time
TOTAL_SECTION_SORT_PROC_TIME	xs:long	total_section_sort_proc_time - Total section sort processing time
TOTAL_SECTION_SORT_TIME	xs:long	total_section_sort_time - Total section sort time
TOTAL_SECTION_SORTS	xs:long	total_section_sorts - Total section sorts
TOTAL_SECTION_TIME	xs:long	total_section_time - Total section time
TOTAL_SORTS	xs:long	total_sorts - Total sorts
TOTAL_STATS_FABRICATION_PROC_TIME	xs:long	total_stats_fabrication_proc_time - Total statistics fabrication processing time
TOTAL_STATS_FABRICATION_TIME	xs:long	total_stats_fabrication_time - Total statistics fabrication time
TOTAL_STATS_FABRICATIONS	xs:long	total_stats_fabrications - Total statistics fabrications
TOTAL_SYNC_RUNSTATS_PROC_TIME	xs:long	total_sync_runstats_proc_time - Total synchronous RUNSTATS processing time
TOTAL_SYNC_RUNSTATS	xs:long	total_sync_runstats - Total synchronous RUNSTATS activities
TOTAL_SYNC_RUNSTATS_TIME	xs:long	total_sync_runstats_time - Total synchronous RUNSTATS time
TOTAL_TIMES_ROUTINE_INVOKED	xs:long	total_times_routine_invoked - Total routine invoked occurrences monitor element
TOTAL_WAIT_TIME	xs:long	total_wait_time - Total wait time
TQ_SORT_HEAP_REJECTIONS	xs:long	tq_sort_heap_rejections - Table queue sort heap rejections
TQ_SORT_HEAP_REQUESTS	xs:long	tq_sort_heap_requests - Table queue sort heap requests

Table 146. Detailed metrics returned for MON_GET_ROUTINE_DETAILS (continued)

Element name	Data type	Description or corresponding monitor element
TQ_TOT_SEND_SPILLS	xs:long	tq_tot_send_spills - Total number of table queue buffers overflowed
UID_SQL_STMTS	xs:long	uid_sql_stmts - Update/Insert/Delete SQL Statements Executed monitor element
WLM_QUEUE_ASSIGNMENTS_TOTAL	xs:long	wlm_queue_assignments_total - Workload manager total queue assignments
WLM_QUEUE_TIME_TOTAL	xs:long	wlm_queue_time_total - Workload manager total queue time
XQUERY_STMTS	xs:long	xquery_stmts - XQuery Statements Attempted monitor element
LOW_PRIORITY_ACT_TOTAL	xs:long	low_priority_act_total – Total number of low priority activities monitor element
MEDIUM_PRIORITY_ACT_TOTAL	xs:long	medium_priority_act_total – Total number of medium priority activities monitor element
HIGH_PRIORITY_ACT_TOTAL	xs:long	high_priority_act_total – Total number of high priority activities monitor element
CRITICAL_PRIORITY_ACT_TOTAL	xs:long	critical_priority_act_total – Total number of critical priority activities monitor element
SESSION_PRIORITY	xs:string(10)	session_priority - Session priority monitor element session_priority - Session priority monitor element

Usage notes

Use the MON_GET_ROUTINE_DETAILS table function to identify the most expensive routines on the database server.

This table function returns one row of metrics for each routine or trigger and each member that matches the input arguments. Input argument values are complementary. Metrics returned are aggregates of all executions of the routine on that member. No aggregation across members is performed. However, an aggregation across members is possible through SQL queries (as shown in the Examples section). If a routine executes subroutines, the work done in the subroutines is included in the metrics of the parent routine.

Routine monitoring data collection must be explicitly enabled using the mon_rtn_data database configuration parameter. If this configuration parameter is set to NONE, no information is returned.

The counters and time-spent monitor elements returned by this table function are controlled with the COLLECT REQUEST METRICS clause on service classes and the mon_req_metrics database configuration parameter at the database level. If neither control is enabled, the counters and time-spent monitor elements reported are 0.

When the package for a dynamically prepared compound SQL statement has been removed from the package cache, information for this routine will no longer be reported by MON_GET_ROUTINE_DETAILS function. Similarly, when a routine is dropped, information about the routine is no longer be reported.

Any routines that were not executed during the previous 24 hour period are pruned from memory and not returned.

The schema for the XML document that is returned in the DETAILS column is available in the file sql1lib/misc/DB2MonRoutines.xsd. Further details can be found in the file sql1lib/misc/DB2MonCommon.xsd.

Example

List where time was spent during the processing of the TEST.PROC1 stored procedure, identifying the top 5 areas where time is spent.

```
SELECT B.* FROM TABLE(MON_GET_ROUTINE_DETAILS('P', 'TEST', NULL, 'PROC1', -1))
AS A, TABLE(MON_FORMAT_XML_TIMES_BY_ROW(A.DETAILS)) AS B
ORDER BY TOTAL_TIME_VALUE DESC FETCH FIRST 5 ROWS ONLY
```

returns

METRIC_NAME	TOTAL_TIME_VALUE	COUNT	PARENT_METRIC_NAME
TOTAL_RQST_TIME	1055	0	-
TOTAL_ROUTINE_USER_CODE_PROC_TIME	673	0	TOTAL_RQST_TIME
TOTAL_WAIT_TIME	317	-	TOTAL_RQST_TIME
POOL_READ_TIME	236	142	TOTAL_WAIT_TIME
DIRECT_READ_TIME	81	39	TOTAL_WAIT_TIME

5 record(s) selected.

MON_GET_ROUTINE_EXEC_LIST table function - get list of statements executed by routine

The MON_GET_ROUTINE_EXEC_LIST table function returns a list of all statements (sections) executed by each procedure, external function, compiled function, compiled trigger, and anonymous block invoked since the database was activated.

Authorization

One of the following authorizations is required:

- EXECUTE privilege on the routine
- DATAACCESS authority
- SQLADM authority
- DBADM authority

Default PUBLIC privilege

None

Syntax

```
► MON_GET_ROUTINE_EXEC_LIST ( ( — routine_type — , — routine_schema — , ►
    ► — routine_module_name — , — routine_name — , — member — ) ►
```

The schema is SYSPROC.

Routine parameters

routine_type

An input parameter of type CHAR(2) that specifies the type of routine or compiled trigger for which data is be returned:

- "P" for a procedure
- "SP" for the specific name of a procedure
- "F" for a compiled function
- "SF" for the specific name of a compiled function
- "T" for a compiled trigger
- "C" for a dynamically prepared compound SQL statement in SQL PL or an anonymous block in PL/SQL

If the "P", "F", "T", or "C" routine type is specified and no input name is specified, all routines of the given type are returned. If the routine type is "SP" or "SF", the specific name of the routine must be provided.

If the routine type is an empty string, NULL, or blanks, all routines of all types are returned.

routine_schema

An input parameter of type VARCHAR(128) that specifies the schema for the routine or trigger. For dynamically prepared compound SQL statements or anonymous blocks, the schema can be determined using the MON_GET_SECTION_ROUTINES table function. Use NULL or an empty string to return the routines and triggers in all schemas. This parameter is case sensitive.

routine_module_name

An input parameter of type VARCHAR(128) that specifies the name of the module for the input routine, if applicable. Using NULL or an empty string to return the routines in all modules. This parameter is case sensitive.

routine_name

An input parameter of type VARCHAR(128) that specifies the name of the routine. If the input parameter is "SP" or "SF", the specific name of the routine must be provided. For dynamically prepared compound SQL statements or anonymous blocks, the name can be determined using the MON_GET_SECTION_ROUTINES table function. Using NULL or an empty string to return all routines matching the other input parameters. This parameter is case sensitive.

member

An input parameter of type INTEGER that specifies a valid member in the same instance as the currently connected database when calling this function. Specify -1 for the current database member, or -2 for all active database members. If the NULL value is specified, -1 is implicitly set.

Information returned

<i>Table 147. Information returned for MON_GET_ROUTINE_EXEC_LIST</i>		
Column name	Data type	Description or corresponding monitor element
ROUTINE_TYPE	CHAR(1)	routine_type - Routine type monitor element
ROUTINE_SCHEMA	VARCHAR(128)	routine_schema - Routine schema monitor element
ROUTINE_MODULE_NAME	VARCHAR(128)	routine_module_name - Routine module name monitor element
ROUTINE_NAME	VARCHAR(128)	routine_name - Routine name monitor element
SPECIFIC_NAME	VARCHAR(128)	specific_name - Specific name monitor element
DYN_COMPOUND_EXEC_ID	VARCHAR(32) FOR BIT DATA	dyn_compound_exec_id - Dynamic compound statement executable identifier monitor element
MEMBER	SMALLINT	member - Database member monitor element
ROUTINE_ID	INTEGER	routine_id - Routine ID monitor element
SUBROUTINE_ID	INTEGER	subroutine_id - Subroutine identifier monitor element
LIB_ID	BIGINT	lib_id - Library identifier monitor element

Table 147. Information returned for MON_GET_ROUTINE_EXEC_LIST (continued)

Column name	Data type	Description or corresponding monitor element
SECTION_TYPE	CHAR(1)	section_type - Section type indicator.
PACKAGE_SCHEMA	VARCHAR(128)	package_schema - Package schema.
PACKAGE_NAME	VARCHAR(128)	package_name - Package name.
PACKAGE_VERSION_ID	VARCHAR(64)	package_version_id - Package version ID.
SECTION_NUMBER	BIGINT	section_number - Section number.
STMTNO	INTEGER	stmtno - Statement number monitor element
EXECUTABLE_ID	VARCHAR(32) FOR BIT DATA	executable_id - Executable ID.
NUM_ROUTINES	INTEGER	num_routines - Number of routines
CALL_STMT_ROUTINE_ID	INTEGER	call_stmt_routine_id - Call statement routine identifier monitor element
CALL_STMT_SUBROUTINE_ID	INTEGER	call_stmt_subroutine_id - Call statement subroutine identifier monitor element
NUM_EXECUTIONS	BIGINT	num_executions - Statement executions.
NUM_EXEC_WITH_METRICS	BIGINT	num_exec_with_metrics - Number of executions with metrics collected.
NUM_COORD_EXEC	BIGINT	num_coord_exec - Number of executions by coordinator agent.
NUM_COORD_EXEC_WITH_METRICS	BIGINT	num_coord_exec_with_metrics - Number of executions by coordinator agent with metrics.
COORD_STMT_EXEC_TIME	BIGINT	coord_stmt_exec_time - Execution time for statement by coordinator agent
TOTAL_ACT_TIME	BIGINT	total_act_time - Total activity time
TOTAL_ACT_WAIT_TIME	BIGINT	total_act_wait_time - Total activity wait time
LOCK_WAIT_TIME	BIGINT	lock_wait_time - Time waited on locks
LOCK_WAITS	BIGINT	lock_waits - Lock waits
POST_THRESHOLD_SORTS	BIGINT	post_threshold_sorts - Post threshold sorts
POST_SHRTHRESHOLD_SORTS	BIGINT	post_shrthreshold_sorts - Post shared threshold sorts
ROWS_READ	BIGINT	rows_read - Rows read
SORT_OVERFLOWS	BIGINT	sort_overflows - Sort overflows
TOTAL_CPU_TIME	BIGINT	total_cpu_time - Total CPU time
TOTAL_SORTS	BIGINT	total_sorts - Total sorts

Usage notes

The MON_GET_ROUTINE_EXEC_LIST table function returns one row for each unique statement (section) executed by a routine or trigger. The function also returns a set of metrics aggregated across all executions of that statement within the routine or trigger. No aggregation across members is performed. However, an aggregation across members is possible through SQL queries (as shown in the Examples section).

The aggregate metrics do not include metrics for any child statements. For example, if a CALL statement is executed by a routine, the metrics returned in MON_GET_ROUTINE_EXEC_LIST for the CALL statement do not include metrics for any work executed by other statements invoked by the CALL. The only exception is coord_stmt_exec_time monitor element that returns the elapsed time of the statement and so implicitly captures any time spent in child statements.

Routine monitoring data collection and statement monitoring must be explicitly enabled using the mon_rtn_data and mon_rtn_execlist database configuration parameters. If these configuration parameters are disabled, no information is returned.

The counters and time-spent monitor elements returned by this table function are controlled with the COLLECT ACTIVITY METRICS clause on workloads and the mon_act_metrics database configuration parameter at the database level. If neither control is enabled, the counters and time-spent monitor elements reported are 0.

When the package for a dynamically prepared compound SQL statement or an anonymous block is cleaned up from the package cache, information for this statement is no longer be reported by MON_GET_ROUTINE_EXEC_LIST function. Similarly, when a routine or trigger is dropped, information about the routine or trigger is no longer be reported.

Statements executed by routines that were subsequently dropped or not executed during the previous 24 hour period are pruned from memory and not returned.

Examples

1. List all the statements executed by function TEST.X.

```
SELECT SUBSTR(P.STMT_TEXT,1,45) AS TEXT
FROM TABLE(MON_GET_ROUTINE_EXEC_LIST('F', 'TEST', NULL, 'X', -1))
AS T, TABLE(MON_GET_PKG_CACHE_STMT(NULL,NULL,NULL,-1)) AS P
WHERE T.EXECUTABLE_ID = P.EXECUTABLE_ID
```

returns

```
TEXT
-----
WITH PID_VALUES (WIDEBAND,ENGN_TEMP) AS SEL
insert into GSO_LOGS values(8.7, 145, 1.406)
call SYSIBMSUBROUTINE.TEST_66613_1157394573()

3 record(s) selected.
```

2. List all the statements in procedure TEST.PROC1 by the percentage of coordinator statement execution time that they are consuming.

```
SELECT 100*B.COORD_STMT_EXEC_TIME / A.TOTAL_ROUTINE_COORD_EXEC_TIME
AS PERCENT_EXEC_TIME, SUBSTR(C.STMT_TEXT,1,45)
AS STMT_TEXT FROM TABLE(MON_GET_ROUTINE('SP',NULL,NULL,'PROC1', -1)) AS A,
TABLE(MON_GET_ROUTINE_EXEC_LIST('SP',NULL,NULL,'PROC1', -1)) AS B,
TABLE(MON_GET_PKG_CACHE_STMT(NULL,NULL,NULL,-1)) AS C
WHERE B.EXECUTABLE_ID = C.EXECUTABLE_ID ORDER BY B.COORD_STMT_EXEC_TIME DESC
```

returns

```
PERCENT_EXEC_TIME STMT_TEXT
-----
10 SELECT WAFR, MPHX64, ENGN_RPM FROM KB28_LOGS
3 SELECT ( ENGN_TQ * ENGN_RPM )/5252 AS HP FRO

2 record(s) selected.
```

MON_GET_RTS_RQST table function - Retrieve information about real-time statistics requests

The MON_GET_RTS_RQST table function returns information about all real-time statistics requests that are pending in the system and the set of requests that are currently being processed by the real-time statistics daemon, such as on the real-time statistics processing queue.

Syntax

►► MON_GET_RTS_RQST — 0 ►◄

The schema is SYSPROC.

Authorization

You require one of the following types of authorization to execute the routine:

- EXECUTE privilege on the routine
- DATAACCESS authority
- DBADM authority
- SQLADM authority

Default PUBLIC privilege

None

Example

The following query displays all pending and currently queued or executing real-time statistics requests:

```
SELECT MEMBER,
       QUEUE_POSITION,
       REQUEST_STATUS,
       REQUEST_TYPE,
       OBJECT_TYPE,
       VARCHAR(OBJECT_SCHEMA, 10) AS SCHEMA,
       VARCHAR(OBJECT_NAME, 10) AS NAME
FROM TABLE(MON_GET_RTS_RQST()) AS T
ORDER BY MEMBER, QUEUE_POSITION ASC
```

Following is an example of output from this query:

MEMBER	QUEUE_POSITION	REQUEST_STATUS	REQUEST_TYPE	OBJECT_TYPE	SCHEMA	NAME
0	1	EXECUTING	COLLECT_STATS	TABLE	TEST	EMPLOYEE
0	2	QUEUED	COLLECT_STATS	TABLE	TEST	T1
0	3	QUEUED	WRITE_STATS	TABLE	TEST	T3
0	-	PENDING	WRITE_STATS	TABLE	TEST	BLAH
1	-	PENDING	COLLECT_STATS	TABLE	TEST	DEPT
1	-	PENDING	WRITE_STATS	TABLE	TEST	SALES
2	-	PENDING	WRITE_STATS	TABLE	TEST	SALARY

7 record(s) selected.

Usage notes

The MON_GET_RTS_RQST table function returns information about all real-time statistics requests that are pending on all members. The queue for processing real-time statistics requests exists only on a single member.

The MON_GET_RTS_RQST table function does not report any real-time statistics requests if real-time statistics collection is not enabled.

Information returned

Table 148. Information returned for MON_GET_RTS_RQST function

Column name	Data type	Description
OBJECT_TYPE	VARCHAR(8)	Type of object, which is one of the following values: <ul style="list-style-type: none"> • TABLE • VIEW
OBJECT_SCHEMA	VARCHAR(128)	object_schema - Object schema monitor element
OBJECT_NAME	VARCHAR(128)	object_name - Object name monitor element
MEMBER	SMALLINT	member - Database member monitor element
REQUEST_TYPE	VARCHAR(14)	One of the following values: WRITE_STATS Request is to write already collected statistics to the catalogs. COLLECT_STATS Request is to perform full statistics collection.
REQUEST_STATUS	VARCHAR(10)	One of the following values: PENDING Request is waiting to be picked up by the real-time statistics daemon. QUEUED Request was gathered by the real-time statistics daemon and is awaiting processing. EXECUTING Request is currently being processed by the real-time statistics daemon.
REQUEST_TIME	TIMESTAMP	Time that the request was submitted.
QUEUE_POSITION	INTEGER	If the value of the REQUEST_STATUS column is QUEUED, the position of the request in the real-time statistics daemon processing queue.
QUEUE_ENTRY_TIME	TIMESTAMP	If the value of the REQUEST_STATUS column is QUEUED, the time that the request was added to the real-times statistics daemon processing queue.
EXECUTION_START_TIME	TIMESTAMP	If the value of the REQUEST_STATUS column is EXECUTION, the time that the request began execution; NULL otherwise.

MON_GET_SECTION table function - Get a copy of a section from the package cache

The MON_GET_SECTION table function returns a copy of a section for a dynamic or static SQL statement from the package cache. The section that is returned can be saved for future analysis. For example, when you investigate a plan change for a statement, the saved section can be passed as input to the EXPLAIN_FROM_DATA stored procedure to examine the previous access plan.

Authorization

One of the following authorizations is required:

- EXECUTE privilege on the routine

- DATAACCESS authority
- SQLADM authority
- DBADM authority

Default PUBLIC privilege

None

Syntax

► MON_GET_SECTION (— executable_id —) ◄

The schema is SYSPROC.

Routine parameters

executable_id

An input argument of type VARCHAR (32) FOR BIT DATA that specifies a unique section in the database package cache.

The routine searches the package cache on all members for the section. For static SQL, the catalogs are searched if the section is no longer in the package cache.

If a null or invalid value is specified, SQL0171 is returned.

Information returned

<i>Table 149. Information returned by the MON_GET_SECTION</i>		
Column name	Data type	Description
SECTION_TYPE	CHAR(1)	section_type - Section type indicator monitor element
SECTION_ENV	BLOB(134 MB)	section_env - Section environment monitor element

Example

Use the following query to retrieve the statement text, statement identifier, plan identifier, and section information from the compilation environment. Information is returned for all statements currently in the package cache. The information is inserted into a table called REPOSITORY_SECTIONS.

```
INSERT INTO
  REPOSITORY_SECTIONS(STMT_TEXT, STMTID, PLANID,
                      SEMANTIC_ENV_ID, SECTION_DATA)
SELECT STMT_TEXT, STMTID, PLANID, SEMANTIC_ENV_ID,
( SELECT B.SECTION_ENV
  FROM TABLE(MON_GET_SECTION(A.EXECUTABLE_ID)) AS B)
  SECTION_DATA
FROM TABLE(MON_GET_PKG_CACHE_STMT(NULL, NULL, NULL, -2)) AS A
```

You can use this information to build a history of statements that ran. You can use the EXPLAIN_FROM_DATA stored procedure to examine the access plan for each saved statement by passing the saved section to the stored procedure.

MON_GET_SECTION_OBJECT table function - List objects accessed by a section

The MON_GET_SECTION_OBJECT table function retrieves the list of objects that are accessed by a section. This information can be used in filtering or for later analysis.

Authorization

One of the following authorizations is required:

- EXECUTE privilege on the routine
- DATAACCESS authority
- SQLADM authority
- DBADM authority

Default PUBLIC privilege

None

Syntax

```
►► MON_GET_SECTION_OBJECT ( — executable_id — , — object_type — , —  
    — object_schema — , — object_module — , — object_name — , — member — ) ►►
```

The schema is SYSPROC.

Routine parameters

executable_id

An optional input parameter of type VARCHAR(32) FOR BIT DATA that uniquely identifies a section for which the list of objects is to be returned. If this argument is NULL then information for all sections in the package cache are returned.

object_type

An optional input parameter of type VARCHAR(16) that identifies the object types to be returned. If this argument is null or an empty string, then all types of objects are returned. Valid object types are listed in [Table 150 on page 716](#).

object_schema

An optional input parameter of type VARCHAR(128) that identifies the schema for the objects to be returned. If this argument is null or an empty string, then objects in all schemas are returned.

object_module

An optional input parameter of type VARCHAR(128) that identifies the module of the objects to be returned. If this argument is null or an empty string, then objects defined in all modules are returned.

object_name

An optional input parameter of type VARCHAR(128) that identifies the name of the object to be returned. If this argument is null or an empty string, then objects are not filtered by name.

member

An optional input argument of type SMALLINT that specifies a valid member in the same instance as the currently connected database when this function is called. Specify **-1** for the current database member or **-2** for all active database members. If the null value is specified, **-1** is set.

Value	Description
C	Dynamically prepared compound SQL statement or PL/SQL anonymous block
CO	Column-organized table
DP	Data partitioned table
F	Function
IX	Index

Table 150. Possible values for the OBJECT_TYPE parameter (continued)

Value	Description
LI	Partitioned index
LP	Partitioned physical XML index
LX	Partitioned logical XML index
NK	Nickname
P	Procedure
PI	Physical XML index
RX	RCT index
T	Trigger
TA	Table
XI	Logical XML index

Information returned

Table 151. Information returned by the MON_GET_SECTION_OBJECT

Column name	Data type	Description
MEMBER	SMALLINT	member - Database member monitor element
EXECUTABLE_ID	VARCHAR(32) FOR BIT DATA	executable_id - Executable ID monitor element
OBJECT_TYPE	VARCHAR(16)	<p>An object type, with the following valid values:</p> <ul style="list-style-type: none"> • C - Dynamically prepared compound SQL statement or PL/SQL anonymous block • CO - Column-organized table • DP - Data partitioned table • F - Function • IX - Index • LI - Partitioned index • LP - Partitioned physical XML index • LX - Partitioned logical XML index • NK - Nickname • P - Procedure • PI - Physical XML index • RX - RCT index • T - Trigger • TA - Table • XI - Logical XML index

Table 151. Information returned by the MON_GET_SECTION_OBJECT (continued)

Column name	Data type	Description
OBJECT_SCHEMA	VARCHAR(128)	object_schema - Object schema monitor element
OBJECT_MODULE	VARCHAR(128)	object_module - Object module monitor element
OBJECT_NAME	VARCHAR(128)	object_name - Object name monitor element

Example

As part of your investigation of a poorly performing statement, you want to examine which objects are used in the access plan for the statement. Assuming the section for the statement is identified by the **executable_id**

x'0100000000000000100000000000000000000000000000000000020020130726092341206252', you can list the objects that are accessed by the section with this query:

```
SELECT DISTINCT OBJECT_TYPE, OBJECT_SCHEMA, OBJECT_MODULE, OBJECT_NAME
FROM TABLE (MON_GET_SECTION_OBJECT(
  x'0100000000000000100000000000000000000000000000000000020020130726092341206252',
  NULL, NULL, NULL, NULL, -2)) as SectionObject
```

Sample output from this query is as follows:

```
OBJECT_TYPE    OBJECT_SCHEMA    OBJECT_MODULE    OBJECT_NAME
-----
IX             SYSTOOLS        -                ATM_UNIQ
TA             SYSTOOLS        -                HMON_ATM_INFO
TA             SYSIBM          -                SYSTABLES

3 record(s) selected.
```

MON_GET_SECTION_ROUTINE table function - get list of routines for input section

The MON_GET_SECTION_ROUTINE table function returns a list of all procedures, external functions, compiled functions, and compiled triggers that might be invoked during the execution of the input section.

Authorization

One of the following authorizations is required:

- EXECUTE privilege on the routine
- DATAACCESS authority
- SQLADM authority
- DBADM authority

Default PUBLIC privilege

None

Syntax

►► MON_GET_SECTION_ROUTINE (— (— *executable_id* —) —) ►►

The schema is SYSPROC.

Routine parameters

executable_id

An input parameter of type VARCHAR(32) FOR BIT DATA that uniquely identifies a section for which the list of routines is to be returned. If this argument is null, an empty string, or the section cannot be found in memory, SQL0171 is returned.

Information returned

Column name	Data type	Description or corresponding monitor element
ROUTINE_TYPE	CHAR(1)	routine_type - Routine type monitor element
ROUTINE_SCHEMA	VARCHAR(128)	routine_schema - Routine schema monitor element
ROUTINE_MODULE_NAME	VARCHAR(128)	routine_module_name - Routine module name monitor element
ROUTINE_NAME	VARCHAR(128)	routine_name - Routine name monitor element
SPECIFIC_NAME	VARCHAR(128)	specific_name - Specific name monitor element
ROUTINE_ID	INTEGER	routine_id - Routine ID monitor element
SUBROUTINE_ID	INTEGER	subroutine_id - Subroutine identifier monitor element
LIB_ID	BIGINT	lib_id - Library identifier monitor element

Usage notes

The input section must reside in the package cache.

Objects returned by this function are not necessarily invoked during execution of the input section. For example, in the following select statement FUNCTION1 is a compiled function:

```
SELECT CASE WHEN COL1 = 0 THEN FUNCTION1() ELSE NULL END AS T1 FROM TABLE1
```

The MON_GET_SECTION_ROUTINE table function will return a row with the FUNCTION1 function when executable_id is passed as an argument, identifying the section for this statement. However, FUNCTION1 will be invoked during execution of the statement only if TABLE1 contains the value 0 for COL1 in one of its rows.

Examples

1. List all routines that might be executed by the section in the package cache with executable ID x'01000000000000005201000000000001000000010020120822205618607103'.

```
SELECT * FROM
  TABLE(MON_GET_SECTION_ROUTINE(
    x'01000000000000005201000000000001000000010020120822205618607103'))
  AS T
```

returns

```

ROUTINE_TYPE ROUTINE_SCHEMA ROUTINE_MODULE_NAME ROUTINE_NAME ...
-----
          F SPEEDY           TANKS              ANALYZE_LOG1 ...
          P SPEEDY           TANKS              POST_PROCESS ...
2 record(s) selected.

```

2. A user notices that the insert statement with executable ID `x'010000000000000052010000000000001000000010020120822205618607103'` ran for a long time. Run the following statement to check if any compiled triggers were invoked during the execution of the insert:

```

SELECT * FROM
  TABLE(MON_GET_SECTION_ROUTINE(
    x'010000000000000052010000000000001000000010020120822205618607103'))
AS T WHERE ROUTINETYPE = 'T'

```

returns

```

ROUTINE_TYPE ROUTINE_SCHEMA ROUTINE_MODULE_NAME ROUTINE_NAME ...
-----
          T MIKE            INVALID_WELD_VALUE ...
          P MIKE            INSERT_WELD_SPECS ...
2 record(s) selected.

```

3. Find the internal schema and procedure name for an anonymous block with executable ID `x'010000000000000052010000000000001000000010020120822205618607103'`.

```

SELECT ROUTINESHEMA, ROUTINENAME, SPECIFICNAME
FROM TABLE(MON_GET_SECTION_ROUTINE(
  x'010000000000000052010000000000001000000010020120822205618607103'))
AS T

```

returns

```

ROUTINE_SCHEMA ROUTINE_NAME SPECIFIC_NAME ...
-----
GSOSHEMA       PING_RUBBLE      SQL120801135351900 ...
1 record(s) selected.

```

MON_GET_SERVERLIST table function - get member priority details

The `MON_GET_SERVERLIST` table function returns metrics on the server list for the currently connected database as cached on one or more members.

For each active member, the server list contains its connectivity and priority information, which enables a remote client to perform workload balancing (WLB) and automatic client reroute (ACR). The member parameter corresponds to the member where the server list is cached.

Syntax

```

➤ MON_GET_SERVERLIST ( ( — member ————— ) ) ➤
                    , — member_subset_name

```

The schema is `SYSPROC`.

Table function parameters

member

An input argument of type `INTEGER` that specifies a valid member in the same instance as the currently connected database when calling this function. Specify `-1` for the current database member, or `-2` for all active database members. That is, `-1` is equivalent to issuing `db2pd -serverlist -db dbname`, where `dbname` is the name of the database currently connected to, only on the current member, whereas `-2` is equivalent to issuing the same command for all database members. If the `NULL` value is specified, `-1` is set implicitly.

member_subset_name

An input argument of type VARCHAR(128) that identifies the member subset for which server list metrics should be returned. If the argument is null or the empty string, metrics are returned for all server lists. The default value is NULL.

Authorization

One of the following authorities is required to execute the routine:

- EXECUTE privilege on the routine
- DATAACCESS authority
- DBADM authority
- SQLADM authority

Default PUBLIC privilege

None

Information returned

Column name	Data type	Description
MEMBER	SMALLINT	member - Database member monitor element
CACHED_TIMESTAMP	TIMESTAMP	cached_timestamp - Cached timestamp
HOSTNAME	VARCHAR(255)	hostname - Host name monitor element
PORT_NUMBER	INTEGER	port_number - Port number
SSL_PORT_NUMBER	INTEGER	ssl_port_number - SSL port number
PRIORITY	SMALLINT	priority - Priority value
MEMBER_SUBSET_ID	INTEGER	member_subset_id - Member subset ID
SERVER_LIST_ENTRY_MEMBER	SMALLINT	server_list_entry_member - Member ID for the member in the server list

Usage notes

- The MON_GET_SERVERLIST table function returns one row for each member address cached in a server list that matches the input arguments. Each row contains connectivity information and relative priority which enable a remote client to perform workload balancing and automatic client reroute.
- The MEMBER column indicates which member cached the server list information; the SUBSET_ID column indicates what member subset the server list information was cached for.

Examples

1. Assume a connection to database SAMPLE on member 0, where the database has been accessed by a remote client. List all server list metrics as cached on this member for this database:

```
SELECT MEMBER, CACHED_TIMESTAMP, VARCHAR(HOSTNAME, 30)
AS HOSTNAME, PORT_NUMBER, SSL_PORT_NUMBER, PRIORITY
FROM TABLE (MON_GET_SERVERLIST (-1))
```

Output results for connection to database SAMPLE on member 0.

```
MEMBER CACHED_TIMESTAMP          HOSTNAME          ...
-----
0 2011-02-19-17.39.33.000000 coralxib23.torolab.ibm.com ...
```

```
0 2011-02-19-17.39.33.000000 coralxib24.torolab.ibm.com ...
```

Output for query (continued).

```
... PORT_NUMBER SSL_PORT_NUMBER PRIORITY
... -----
...          49712                0                67
...          49712                0                32
```

2. Assume a connection to database SAMPLE on member 0 and that the database has been accessed on both members 0 and 1 by a remote client. List all server list metrics as cached on both members for this database:

```
SELECT MEMBER, CACHED_TIMESTAMP, VARCHAR(HOSTNAME, 30)
AS HOSTNAME, PORT_NUMBER, SSL_PORT_NUMBER, PRIORITY
FROM TABLE (MON_GET_SERVERLIST (-2))
```

Output results for connection to database SAMPLE on member 0, which is currently active on members 0 and 1.

```
MEMBER CACHED_TIMESTAMP          HOSTNAME
-----
0 2011-02-19-17.39.33.000000 coralxib23.torolab.ibm.com ...
0 2011-02-19-17.39.33.000000 coralxib24.torolab.ibm.com ...
1 2011-02-19-17.39.33.000000 coralxib24.torolab.ibm.com ...
1 2011-02-19-17.39.33.000000 coralxib23.torolab.ibm.com ...
```

Output for query (continued).

```
... PORT_NUMBER SSL_PORT_NUMBER PRIORITY
... -----
...          49712                0                67
...          49712                0                32
...          49712                0                32
...          49712                0                67
```

3. Assume a connection to the database alias MY_ALIAS exists on member 0 and the database has been accessed on all members. Assume that the connection has been assigned to the member subset MY_SUBSET which includes members 0 and 1 and excludes member 2. List the server list metrics for the member subset MY_SUBSET as cached on member 0.

```
SELECT MEMBER, SUBSET_ID, CACHED_TIMESTAMP, VARCHAR(HOSTNAME, 30)
AS HOSTNAME, PORT_NUMBER, SSL_PORT_NUMBER, PRIORITY
FROM TABLE (MON_GET_SERVERLIST(0, 'MY_SUBSET'))
```

This query returns the following output:

```
MEMBER SUBSET_ID CACHED_TIMESTAMP          HOSTNAME
PORT_NUMBER
-----
0      1          2011-02-19-17.39.33.000000 coralxib14.torolab.ibm.com 33163
0      1          2011-02-19-17.39.33.000000 coralxib15.torolab.ibm.com 33163
```

MON_GET_SERVICE_SUBCLASS table function - Get service subclass metrics

The MON_GET_SERVICE_SUBCLASS table function returns metrics for one or more service subclasses.

Authorization

One of the following authorities is required to execute the routine:

- EXECUTE privilege on the routine
- DATAACCESS authority
- DBADM authority

- SQLADM authority

Default PUBLIC privilege

None

Syntax

```

▶▶ MON_GET_SERVICE_SUBCLASS  — ( — service_superclass_name  — , →
    ▶ — service_subclass_name  — , — member  — ) ▶▶

```

The schema is SYSPROC.

Routine parameters

service_superclass_name

An input argument of type VARCHAR(128) that specifies a valid service superclass name in the currently connected database when calling this function. If the argument is null or an empty string, metrics are retrieved for all the superclasses in the database.

service_subclass_name

An input argument of type VARCHAR(128) that specifies a valid service subclass name in the currently connected database when calling this function. If the argument is null or an empty string, metrics are retrieved for all the subclasses in the database.

member

An input argument of type INTEGER that specifies a valid member in the same instance as the currently connected database when calling this function. Specify -1 for the current database member, or -2 for all active database members. If the null value is specified, -1 is set implicitly.

Information returned

Note: In the rows returned by this function that describe the default subclass SYSDEFAULTSUBCLASS under the superclass SYSDEFAULTSYSTEMCLASS, all columns that report metrics have a value of 0.

Column Name	Data Type	Description
SERVICE_SUPERCLASS_NAME	VARCHAR(128))	service_superclass_name - Service superclass name monitor element
SERVICE_SUBCLASS_NAME	VARCHAR(128))	service_subclass_name - Service subclass name monitor element
SERVICE_CLASS_ID	INTEGER	service_class_id - Service class ID monitor element
MEMBER	SMALLINT	member - Database member monitor element
ACT_ABORTED_TOTAL	BIGINT	act_aborted_total - Total aborted activities monitor element
ACT_COMPLETED_TOTAL	BIGINT	act_completed_total - Total completed activities monitor element
ACT_REJECTED_TOTAL	BIGINT	act_rejected_total - Total rejected activities monitor element
AGENT_WAIT_TIME	BIGINT	agent_wait_time - Agent wait time monitor element

Table 154. Information returned for MON_GET_SERVICE_SUBCLASS (continued)

Column Name	Data Type	Description
AGENT_WAITS_TOTAL	BIGINT	agent_waits_total - Total agent waits monitor element
POOL_DATA_L_READS	BIGINT	pool_data_l_reads - Buffer pool data logical reads monitor element
POOL_INDEX_L_READS	BIGINT	pool_index_l_reads - Buffer pool index logical reads monitor element
POOL_TEMP_DATA_L_READS	BIGINT	pool_temp_data_l_reads - Buffer pool temporary data logical reads monitor element
POOL_TEMP_INDEX_L_READS	BIGINT	pool_temp_index_l_reads - Buffer pool temporary index logical reads monitor element
POOL_TEMP_XDA_L_READS	BIGINT	pool_temp_xda_l_reads - Buffer pool temporary XDA data logical reads monitor element
POOL_XDA_L_READS	BIGINT	pool_xda_l_reads - Buffer pool XDA data logical reads monitor element
POOL_DATA_P_READS	BIGINT	pool_data_p_reads - Buffer pool data physical reads monitor element
POOL_INDEX_P_READS	BIGINT	pool_index_p_reads - Buffer pool index physical reads monitor element
POOL_TEMP_DATA_P_READS	BIGINT	pool_temp_data_p_reads - Buffer pool temporary data physical reads monitor element
POOL_TEMP_INDEX_P_READS	BIGINT	pool_temp_index_p_reads - Buffer pool temporary index physical reads monitor element
POOL_TEMP_XDA_P_READS	BIGINT	pool_temp_xda_p_reads - Buffer pool temporary XDA data physical reads monitor element
POOL_XDA_P_READS	BIGINT	pool_xda_p_reads - Buffer pool XDA data physical reads monitor element
POOL_DATA_WRITES	BIGINT	pool_data_writes - Buffer pool data writes monitor element
POOL_INDEX_WRITES	BIGINT	pool_index_writes - Buffer pool index writes monitor element
POOL_XDA_WRITES	BIGINT	pool_xda_writes - Buffer pool XDA data writes monitor element
POOL_READ_TIME	BIGINT	pool_read_time - Total buffer pool physical read time monitor element
POOL_WRITE_TIME	BIGINT	pool_write_time - Total buffer pool physical write time monitor element
CLIENT_IDLE_WAIT_TIME	BIGINT	client_idle_wait_time - Client idle wait time monitor element
DEADLOCKS	BIGINT	deadlocks - Deadlocks detected monitor element
DIRECT_READS	BIGINT	direct_reads - Direct reads from database monitor element

Table 154. Information returned for MON_GET_SERVICE_SUBCLASS (continued)

Column Name	Data Type	Description
DIRECT_READ_TIME	BIGINT	direct_read_time - Direct read time monitor element
DIRECT_WRITES	BIGINT	direct_writes - Direct writes to database monitor element
DIRECT_WRITE_TIME	BIGINT	direct_write_time - Direct write time monitor element
DIRECT_READ_REQS	BIGINT	direct_read_reqs - Direct read requests monitor element
DIRECT_WRITE_REQS	BIGINT	direct_write_reqs - Direct write requests monitor element
FCM_RECV_VOLUME	BIGINT	fcm_recv_volume - FCM received volume monitor element
FCM_RECVS_TOTAL	BIGINT	fcm_recvs_total - FCM receives total monitor element
FCM_SEND_VOLUME	BIGINT	fcm_send_volume - FCM send volume monitor element
FCM_SENDS_TOTAL	BIGINT	fcm_sends_total - FCM sends total monitor element
FCM_RECV_WAIT_TIME	BIGINT	fcm_recv_wait_time - FCM received wait time monitor element
FCM_SEND_WAIT_TIME	BIGINT	fcm_send_wait_time - FCM send wait time monitor element
IPC_RECV_VOLUME	BIGINT	ipc_recv_volume - Interprocess communication received volume monitor element
IPC_RECV_WAIT_TIME	BIGINT	ipc_recv_wait_time - Interprocess communication received wait time monitor element
IPC_RECVS_TOTAL	BIGINT	ipc_recvs_total - Interprocess communication receives total monitor element
IPC_SEND_VOLUME	BIGINT	ipc_send_volume - Interprocess communication send volume monitor element
IPC_SEND_WAIT_TIME	BIGINT	ipc_send_wait_time - Interprocess communication send wait time monitor element
IPC_SENDS_TOTAL	BIGINT	ipc_sends_total - Interprocess communication send total monitor element
LOCK_ESCALS	BIGINT	lock_escalations - Number of lock escalations monitor element
LOCK_TIMEOUTS	BIGINT	lock_timeouts - Number of lock timeouts monitor element
LOCK_WAIT_TIME	BIGINT	lock_wait_time - Time waited on locks monitor element
LOCK_WAITS	BIGINT	lock_waits - Lock waits monitor element

Table 154. Information returned for MON_GET_SERVICE_SUBCLASS (continued)

Column Name	Data Type	Description
LOG_BUFFER_WAIT_TIME	BIGINT	log_buffer_wait_time - Log buffer wait time monitor element
NUM_LOG_BUFFER_FULL	BIGINT	num_log_buffer_full - Number of times full log buffer caused agents to wait monitor element
LOG_DISK_WAIT_TIME	BIGINT	log_disk_wait_time - Log disk wait time monitor element
LOG_DISK_WAITS_TOTAL	BIGINT	log_disk_waits_total - Total log disk waits monitor element
RQSTS_COMPLETED_TOTAL	BIGINT	rqsts_completed_total - Total requests completed monitor element
ROWS_MODIFIED	BIGINT	rows_modified - Rows modified monitor element
ROWS_READ	BIGINT	rows_read - Rows read monitor element
ROWS_RETURNED	BIGINT	rows_returned - Rows returned monitor element
TCPIP_RECV_VOLUME	BIGINT	tcPIP_recv_volume - TCP/IP received volume monitor element
TCPIP_SEND_VOLUME	BIGINT	tcPIP_send_volume - TCP/IP send volume monitor element
TCPIP_RECV_WAIT_TIME	BIGINT	tcPIP_recv_wait_time - TCP/IP received wait time monitor element
TCPIP_RECVS_TOTAL	BIGINT	tcPIP_recvs_total - TCP/IP receives total monitor element
TCPIP_SEND_WAIT_TIME	BIGINT	tcPIP_send_wait_time - TCP/IP send wait time monitor element
TCPIP_SENDS_TOTAL	BIGINT	tcPIP_sends_total - TCP/IP sends total monitor element
TOTAL_APP_RQST_TIME	BIGINT	total_app_rqst_time - Total application request time monitor element
TOTAL_RQST_TIME	BIGINT	total_rqst_time - Total request time monitor element
WLM_QUEUE_TIME_TOTAL	BIGINT	wlm_queue_time_total - Workload manager total queue time monitor element
WLM_QUEUE_ASSIGNMENTS_TOTAL	BIGINT	wlm_queue_assignments_total - Workload manager total queue assignments monitor element
TOTAL_RQST_MAPPED_IN	BIGINT	total_rqst_mapped_in - Total request mapped-in monitor element
TOTAL_RQST_MAPPED_OUT	BIGINT	total_rqst_mapped_out - Total request mapped-out monitor element
TOTAL_CPU_TIME	BIGINT	total_cpu_time - Total CPU time monitor element
TOTAL_WAIT_TIME	BIGINT	total_wait_time - Total wait time monitor element

Table 154. Information returned for MON_GET_SERVICE_SUBCLASS (continued)

Column Name	Data Type	Description
APP_RQSTS_COMPLETED_TOTAL	BIGINT	app_rqsts_completed_total - Total application requests completed monitor element
TOTAL_SECTION_SORT_TIME	BIGINT	total_section_sort_time - Total section sort time monitor element
TOTAL_SECTION_SORT_PROC_TIME	BIGINT	total_section_sort_proc_time - Total section sort processing time monitor element
TOTAL_SECTION_SORTS	BIGINT	total_section_sorts - Total section sorts monitor element
TOTAL_SORTS	BIGINT	total_sorts - Total sorts monitor element
POST_THRESHOLD_SORTS	BIGINT	post_threshold_sorts - Post threshold sorts monitor element
POST_SHRTHRESHOLD_SORTS	BIGINT	post_shrthreshold_sorts - Post shared threshold sorts monitor element
SORT_OVERFLOWS	BIGINT	sort_overflows - Sort overflows monitor element
TOTAL_COMPILE_TIME	BIGINT	total_compile_time - Total compile time monitor element
TOTAL_COMPILE_PROC_TIME	BIGINT	total_compile_proc_time - Total compile processing time monitor element
TOTAL_COMPILATIONS	BIGINT	total_compilations - Total compilations monitor element
TOTAL_IMPLICIT_COMPILE_TIME	BIGINT	total_implicit_compile_time - Total implicit compile time monitor element
TOTAL_IMPLICIT_COMPILE_PROC_TIME	BIGINT	total_implicit_compile_proc_time - Total implicit compile processing time monitor element
TOTAL_IMPLICIT_COMPILATIONS	BIGINT	total_implicit_compilations - Total implicit complications monitor element
TOTAL_SECTION_TIME	BIGINT	total_section_time - Total section time monitor element
TOTAL_SECTION_PROC_TIME	BIGINT	total_section_proc_time - Total section processing time monitor element
TOTAL_APP_SECTION_EXECUTIONS	BIGINT	total_app_section_executions - Total application section executions monitor element
TOTAL_ACT_TIME	BIGINT	total_act_time - Total activity time monitor element
TOTAL_ACT_WAIT_TIME	BIGINT	total_act_wait_time - Total activity wait time monitor element
ACT_RQSTS_TOTAL	BIGINT	act_rqsts_total - Total activity requests monitor elements
TOTAL_ROUTINE_TIME	BIGINT	total_routine_time - Total routine time monitor element
TOTAL_ROUTINE_INVOCATIONS	BIGINT	total_routine_invocations - Total routine invocations monitor elements

Table 154. Information returned for MON_GET_SERVICE_SUBCLASS (continued)

Column Name	Data Type	Description
TOTAL_COMMIT_TIME	BIGINT	total_commit_time - Total commit time monitor element
TOTAL_COMMIT_PROC_TIME	BIGINT	total_commit_proc_time - Total commits processing time monitor element
TOTAL_APP_COMMITS	BIGINT	total_app_commits - Total application commits monitor elements
INT_COMMITS	BIGINT	int_commits - Internal commits monitor element
TOTAL_ROLLBACK_TIME	BIGINT	total_rollback_time - Total rollback time monitor element
TOTAL_ROLLBACK_PROC_TIME	BIGINT	total_rollback_proc_time - Total rollback processing time monitor element
TOTAL_APP_ROLLBACKS	BIGINT	total_app_rollbacks - Total application rollbacks monitor element
INT_ROLLBACKS	BIGINT	int_rollbacks - Internal rollbacks monitor element
TOTAL_RUNSTATS_TIME	BIGINT	total_runstats_time - Total runtime statistics time monitor element
TOTAL_RUNSTATS_PROC_TIME	BIGINT	total_runstats_proc_time - Total runtime statistics processing time monitor element
TOTAL_RUNSTATS	BIGINT	total_runstats - Total runtime statistics monitor element
TOTAL_REORG_TIME	BIGINT	total_reorg_time - Total reorganization time monitor element
TOTAL_REORG_PROC_TIME	BIGINT	total_reorg_proc_time - Total reorganization processing time monitor element
TOTAL_REORGS	BIGINT	total_reorgs - Total reorganizations monitor element
TOTAL_LOAD_TIME	BIGINT	total_load_time - Total load time monitor element
TOTAL_LOAD_PROC_TIME	BIGINT	total_load_proc_time - Total load processing time monitor element
TOTAL_LOADS	BIGINT	total_loads - Total loads monitor element
CAT_CACHE_INSERTS	BIGINT	cat_cache_inserts - Catalog cache inserts monitor element
CAT_CACHE_LOOKUPS	BIGINT	cat_cache_lookups - Catalog cache lookups monitor element
PKG_CACHE_INSERTS	BIGINT	pkg_cache_inserts - Package cache inserts monitor element
PKG_CACHE_LOOKUPS	BIGINT	pkg_cache_lookups - Package cache lookups monitor element
THRESH_VIOLATIONS	BIGINT	thresh_violations - Number of threshold violations monitor element

Table 154. Information returned for MON_GET_SERVICE_SUBCLASS (continued)

Column Name	Data Type	Description
NUM_LW_THRESH_EXCEEDED	BIGINT	num_lw_thresh_exceeded - Number of lock wait thresholds exceeded monitor element
LOCK_WAITS_GLOBAL	BIGINT	lock_waits_global - Lock waits global monitor element
LOCK_WAIT_TIME_GLOBAL	BIGINT	lock_wait_time_global - Lock wait time global monitor element
LOCK_TIMEOUTS_GLOBAL	BIGINT	lock_timeouts_global - Lock timeouts global monitor element
LOCK_ESCALS_MAXLOCKS	BIGINT	lock_escals_maxlocks - Number of maxlocks lock escalations monitor element
LOCK_ESCALS_LOCKLIST	BIGINT	lock_escals_locklist - Number of locklist lock escalations monitor element
LOCK_ESCALS_GLOBAL	BIGINT	lock_escals_global - Number of global lock escalations monitor element
RECLAIM_WAIT_TIME	BIGINT	reclaim_wait_time - Reclaim wait time monitor element
SPACEMAPPAGE_RECLAIM_WAIT_TIME	BIGINT	spacemappage_reclaim_wait_time - Space map page reclaim wait time monitor element
CF_WAITS	BIGINT	cf_waits - Number of cluster caching facility waits monitor element
CF_WAIT_TIME	BIGINT	cf_wait_time - cluster caching facility wait time monitor element
POOL_DATA_GBP_L_READS	BIGINT	pool_data_gbp_l_reads - Group buffer pool data logical reads monitor element
POOL_DATA_GBP_P_READS	BIGINT	pool_data_gbp_p_reads - Group buffer pool data physical reads monitor element
POOL_DATA_LBP_PAGES_FOUND	BIGINT	pool_data_lbp_pages_found - Local buffer pool found data pages monitor element
POOL_DATA_GBP_INVALID_PAGES	BIGINT	pool_data_gbp_invalid_pages - Group buffer pool invalid data pages monitor element
POOL_INDEX_GBP_L_READS	BIGINT	pool_index_gbp_l_reads - Group buffer pool index logical reads monitor element
POOL_INDEX_GBP_P_READS	BIGINT	pool_index_gbp_p_reads - Group buffer pool index physical reads monitor elements
POOL_INDEX_LBP_PAGES_FOUND	BIGINT	pool_index_lbp_pages_found - Local buffer pool index pages found monitor element
POOL_INDEX_GBP_INVALID_PAGES	BIGINT	pool_index_gbp_invalid_pages - Group buffer pool invalid index pages monitor element
POOL_XDA_GBP_L_READS	BIGINT	pool_xda_gbp_l_reads - Group buffer pool XDA data logical read requests monitor element
POOL_XDA_GBP_P_READS	BIGINT	pool_xda_gbp_p_reads - Group buffer pool XDA data physical read requests monitor element

Table 154. Information returned for MON_GET_SERVICE_SUBCLASS (continued)

Column Name	Data Type	Description
POOL_XDA_LBP_PAGES_FOUND	BIGINT	pool_xda_lbp_pages_found - Local buffer pool XDA data pages found monitor element
POOL_XDA_GBP_INVALID_PAGES	BIGINT	pool_xda_gbp_invalid_pages - Group buffer pool invalid XDA data pages monitor element
AUDIT_EVENTS_TOTAL	BIGINT	audit_events_total - Total audit events monitor element
AUDIT_FILE_WRITES_TOTAL	BIGINT	audit_file_writes_total - Total audit files written monitor element
AUDIT_FILE_WRITE_WAIT_TIME	BIGINT	audit_file_write_wait_time - Audit file write wait time monitor element
AUDIT_SUBSYSTEM_WAITS_TOTAL	BIGINT	audit_subsystem_waits_total - Total audit subsystem waits monitor element
AUDIT_SUBSYSTEM_WAIT_TIME	BIGINT	audit_subsystem_wait_time - Audit subsystem wait time monitor element
DIAGLOG_WRITES_TOTAL	BIGINT	diaglog_writes_total - Total diagnostic log file writes monitor element
DIAGLOG_WRITE_WAIT_TIME	BIGINT	diaglog_write_wait_time - Diagnostic log file write wait time monitor element
FCM_MESSAGE_RECVS_TOTAL	BIGINT	fcm_message_recvs_total - Total FCM message receives monitor element
FCM_MESSAGE_RECV_VOLUME	BIGINT	fcm_message_recv_volume - FCM message received volume monitor element
FCM_MESSAGE_RECV_WAIT_TIME	BIGINT	fcm_message_recv_wait_time - FCM message received wait time monitor element
FCM_MESSAGE_SENDS_TOTAL	BIGINT	fcm_message_sends_total - Total FCM message sends monitor element
FCM_MESSAGE_SEND_VOLUME	BIGINT	fcm_message_send_volume - FCM message send volume monitor element
FCM_MESSAGE_SEND_WAIT_TIME	BIGINT	fcm_message_send_wait_time - FCM message send wait time monitor element
FCM_TQ_RECVS_TOTAL	BIGINT	fcm_tq_recvs_total - FCM table queue receives total monitor element
FCM_TQ_RECV_VOLUME	BIGINT	fcm_tq_recv_volume - FCM table queue received volume monitor element
FCM_TQ_RECV_WAIT_TIME	BIGINT	fcm_tq_recv_wait_time - FCM table queue received wait time monitor element
FCM_TQ_SENDS_TOTAL	BIGINT	fcm_tq_sends_total - FCM table queue send total monitor element
FCM_TQ_SEND_VOLUME	BIGINT	fcm_tq_send_volume - FCM table queue send volume monitor element
FCM_TQ_SEND_WAIT_TIME	BIGINT	fcm_tq_send_wait_time - FCM table queue send wait time monitor element

Table 154. Information returned for MON_GET_SERVICE_SUBCLASS (continued)

Column Name	Data Type	Description
TOTAL_ROUTINE_USER_CODE_PROC_TIME	BIGINT	total_routine_user_code_proc_time - Total routine user code processing time monitor element
TOTAL_ROUTINE_USER_CODE_TIME	BIGINT	total_routine_user_code_time - Total routine user code time monitor element
TQ_TOT_SEND_SPILLS	BIGINT	tq_tot_send_spills - Total number of table queue buffers overflowed monitor element
EVMON_WAIT_TIME	BIGINT	evmon_wait_time - Event monitor wait time monitor element
EVMON_WAITS_TOTAL	BIGINT	evmon_waits_total - Event monitor total waits monitor element
TOTAL_EXTENDED_LATCH_WAIT_TIME	BIGINT	total_extended_latch_wait_time - Total extended latch wait time monitor element
TOTAL_EXTENDED_LATCH_WAITS	BIGINT	total_extended_latch_waits - Total extended latch waits monitor element
TOTAL_STATS_FABRICATION_TIME	BIGINT	total_stats_fabrication_time - Total statistics fabrication time monitor element
TOTAL_STATS_FABRICATION_PROC_TIME	BIGINT	total_stats_fabrication_proc_time - Total statistics fabrication processing time monitor element
TOTAL_STATS_FABRICATIONS	BIGINT	total_stats_fabrications - Total statistics fabrications monitor elements
TOTAL_SYNC_RUNSTATS_TIME	BIGINT	total_sync_runstats_time - Total synchronous RUNSTATS time monitor elements
TOTAL_SYNC_RUNSTATS_PROC_TIME	BIGINT	total_sync_runstats_proc_time - Total synchronous RUNSTATS processing time monitor element
TOTAL_SYNC_RUNSTATS	BIGINT	total_sync_runstats - Total synchronous RUNSTATS activities monitor element
TOTAL_DISP_RUN_QUEUE_TIME	BIGINT	total_disp_run_queue_time - Total dispatcher run queue time monitor element
TOTAL_PEDS	BIGINT	total_peds - Total partial early distincts monitor element
DISABLED_PEDS	BIGINT	disabled_peds - Disabled partial early distincts monitor element
POST_THRESHOLD_PEDS	BIGINT	post_threshold_peds - Partial early distincts threshold monitor element
TOTAL_PEAS	BIGINT	total_peas - Total partial early aggregations monitor element
POST_THRESHOLD_PEAS	BIGINT	post_threshold_peas - Partial early aggregation threshold monitor element
TQ_SORT_HEAP_REQUESTS	BIGINT	tq_sort_heap_requests - Table queue sort heap requests monitor element

Table 154. Information returned for MON_GET_SERVICE_SUBCLASS (continued)

Column Name	Data Type	Description
TQ_SORT_HEAP_REJECTIONS	BIGINT	tq_sort_heap_rejections - Table queue sort heap rejections monitor element
POOL_QUEUED_ASYNC_DATA_REQS	BIGINT	pool_queued_async_data_reqs - Data prefetch requests monitor element
POOL_QUEUED_ASYNC_INDEX_REQS	BIGINT	pool_queued_async_index_reqs - Index prefetch requests monitor element
POOL_QUEUED_ASYNC_XDA_REQS	BIGINT	pool_queued_async_xda_reqs - XDA prefetch requests monitor element
POOL_QUEUED_ASYNC_TEMP_DATA_REQS	BIGINT	pool_queued_async_temp_data_reqs - Data prefetch requests for temporary table spaces monitor element
POOL_QUEUED_ASYNC_TEMP_INDEX_REQS	BIGINT	pool_queued_async_temp_index_reqs - Index prefetch requests for temporary table spaces monitor element
POOL_QUEUED_ASYNC_TEMP_XDA_REQS	BIGINT	pool_queued_async_temp_xda_reqs - XDA data prefetch requests for temporary table spaces monitor element
POOL_QUEUED_ASYNC_OTHER_REQS	BIGINT	pool_queued_async_other_reqs - Non-prefetch requests monitor element
POOL_QUEUED_ASYNC_DATA_PAGES	BIGINT	pool_queued_async_data_pages - Data pages prefetch requests monitor element
POOL_QUEUED_ASYNC_INDEX_PAGES	BIGINT	pool_queued_async_index_pages - Index pages prefetch requests monitor element
POOL_QUEUED_ASYNC_XDA_PAGES	BIGINT	pool_queued_async_xda_pages - XDA pages prefetch requests monitor element
POOL_QUEUED_ASYNC_TEMP_DATA_PAGES	BIGINT	pool_queued_async_temp_data_pages - Data pages prefetch requests for temporary table spaces monitor element
POOL_QUEUED_ASYNC_TEMP_INDEX_PAGES	BIGINT	pool_queued_async_temp_index_pages - Index pages prefetch requests for temporary table spaces monitor element
POOL_QUEUED_ASYNC_TEMP_XDA_PAGES	BIGINT	pool_queued_async_temp_xda_pages - XDA data pages prefetch requests for temporary table spaces monitor element
POOL_FAILED_ASYNC_DATA_REQS	BIGINT	pool_failed_async_data_reqs - Failed data prefetch requests monitor element
POOL_FAILED_ASYNC_INDEX_REQS	BIGINT	pool_failed_async_index_reqs - Failed index prefetch requests monitor element
POOL_FAILED_ASYNC_XDA_REQS	BIGINT	pool_failed_async_xda_reqs - Failed XDA prefetch requests monitor element
POOL_FAILED_ASYNC_TEMP_DATA_REQS	BIGINT	pool_failed_async_temp_data_reqs - Failed data prefetch requests for temporary table spaces monitor element

<i>Table 154. Information returned for MON_GET_SERVICE_SUBCLASS (continued)</i>		
Column Name	Data Type	Description
POOL_FAILED_ASYNC_TEMP_INDEX_REQS	BIGINT	pool_failed_async_temp_index_reqs - Failed index prefetch requests for temporary table spaces monitor element
POOL_FAILED_ASYNC_TEMP_XDA_REQS	BIGINT	pool_failed_async_temp_xda_reqs - Failed XDA prefetch requests for temporary table spaces monitor element
POOL_FAILED_ASYNC_OTHER_REQS	BIGINT	pool_failed_async_other_reqs - Failed non-prefetch requests monitor element
PREFETCH_WAIT_TIME	BIGINT	prefetch_wait_time - Time waited for prefetch monitor element
PREFETCH_WAITS	BIGINT	prefetch_waits - Prefetcher wait count monitor element
APP_ACT_COMPLETED_TOTAL	BIGINT	app_act_completed_total - Total successful external coordinator activities monitor element
APP_ACT_ABORTED_TOTAL	BIGINT	app_act_aborted_total - Total failed external coordinator activities monitor element
APP_ACT_REJECTED_TOTAL	BIGINT	app_act_rejected_total - Total rejected external coordinator activities monitor element
TOTAL_CONNECT_REQUEST_TIME	BIGINT	total_connect_request_time - Total connection or switch user request time monitor element
TOTAL_CONNECT_REQUEST_PROC_TIME	BIGINT	total_connect_request_proc_time - Total connection or switch user request processing time monitor element
TOTAL_CONNECT_REQUESTS	BIGINT	total_connect_requests - Connection or switch user requests monitor element
TOTAL_CONNECT_AUTHENTICATION_TIME	BIGINT	total_connect_authentication_time - Total connection or switch user authentication request time monitor element
TOTAL_CONNECT_AUTHENTICATION_PROC_TIME	BIGINT	total_connect_authentication_proc_time - Total connection authentication processing time monitor element
TOTAL_CONNECT_AUTHENTICATIONS	BIGINT	total_connect_authentications - Connections or switch user authentications performed monitor element
POOL_DATA_GBP_INDEP_PAGES_FOUND_IN_LBP	BIGINT	pool_data_gbp_indep_pages_found_in_lbp - Group buffer pool independent data pages found in local buffer pool monitor element
POOL_INDEX_GBP_INDEP_PAGES_FOUND_IN_LBP	BIGINT	pool_index_gbp_indep_pages_found_in_lbp - Group buffer pool independent index pages found in local buffer pool monitor element
POOL_XDA_GBP_INDEP_PAGES_FOUND_IN_LBP	BIGINT	pool_xda_gbp_indep_pages_found_in_lbp - Group buffer pool XDA independent pages found in local buffer pool monitor element

Table 154. Information returned for MON_GET_SERVICE_SUBCLASS (continued)

Column Name	Data Type	Description
COMM_EXIT_WAIT_TIME	BIGINT	comm_exit_wait_time - Communication buffer exit wait time monitor element
COMM_EXIT_WAITS	BIGINT	comm_exit_waits - Communication buffer exit number of waits monitor element
IDA_SEND_WAIT_TIME	BIGINT	ida_send_wait_time - Time spent waiting to send data monitor element
IDA_SENDS_TOTAL	BIGINT	ida_sends_total - Number of times data sent monitor element
IDA_SEND_VOLUME	BIGINT	ida_send_volume - Total data volume sent monitor element
IDA_RECV_WAIT_TIME	BIGINT	ida_recv_wait_time - Time spent waiting to receive data monitor element
IDA_RECVS_TOTAL	BIGINT	ida_recvs_total - Number of times data received monitor element
IDA_RECV_VOLUME	BIGINT	ida_recv_volume - Total data volume received monitor element
ROWS_DELETED	BIGINT	rows_deleted - Rows deleted monitor element
ROWS_INSERTED	BIGINT	rows_inserted - Rows inserted monitor element
ROWS_UPDATED	BIGINT	rows_updated - Rows updated monitor element
TOTAL_HASH_JOINS	BIGINT	total_hash_joins - Total Hash Joins monitor element
TOTAL_HASH_LOOPS	BIGINT	total_hash_loops - Total Hash Loops monitor element
HASH_JOIN_OVERFLOWS	BIGINT	hash_join_overflows - Hash Join Overflows monitor element
HASH_JOIN_SMALL_OVERFLOWS	BIGINT	hash_join_small_overflows - Hash Join Small Overflows monitor element
POST_SHRTHRESHOLD_HASH_JOINS	BIGINT	post_shrthreshold_hash_joins - Post threshold hash joins monitor element
TOTAL_OLAP_FUNCS	BIGINT	total_olap_funcs - Total OLAP Functions monitor element
OLAP_FUNC_OVERFLOWS	BIGINT	olap_func_overflows - OLAP Function Overflows monitor element
DYNAMIC_SQL_STMTS	BIGINT	dynamic_sql_stmts - Dynamic SQL Statements Attempted monitor element
STATIC_SQL_STMTS	BIGINT	static_sql_stmts - Static SQL Statements Attempted monitor element
FAILED_SQL_STMTS	BIGINT	failed_sql_stmts - Failed Statement Operations monitor element
SELECT_SQL_STMTS	BIGINT	select_sql_stmts - Select SQL Statements Executed monitor element

Table 154. Information returned for MON_GET_SERVICE_SUBCLASS (continued)

Column Name	Data Type	Description
UID_SQL_STMTS	BIGINT	uid_sql_stmts - Update/Insert/Delete SQL Statements Executed monitor element
DDL_SQL_STMTS	BIGINT	ddl_sql_stmts - Data Definition Language (DDL) SQL Statements monitor element
MERGE_SQL_STMTS	BIGINT	merge_sql_stmts - Merge SQL statements executed
XQUERY_STMTS	BIGINT	xquery_stmts - XQuery Statements Attempted monitor element
IMPLICIT_REBINDS	BIGINT	implicit_rebinds - number of implicit rebinds
BINDS_PRECOMPILES	BIGINT	binds_precompiles - Binds/Precompiles Attempted monitor element
INT_ROWS_DELETED	BIGINT	int_rows_deleted - Internal Rows Deleted monitor element
INT_ROWS_INSERTED	BIGINT	int_rows_inserted - Internal Rows Inserted monitor element
INT_ROWS_UPDATED	BIGINT	int_rows_updated - Internal Rows Updated monitor element
CALL_SQL_STMTS	BIGINT	call_sql_stmts - CALL SQL statements executed
POOL_COL_L_READS	BIGINT	pool_col_l_reads - Buffer pool column-organized logical reads
POOL_TEMP_COL_L_READS	BIGINT	pool_temp_col_l_reads - Buffer pool column-organized temporary logical reads
POOL_COL_P_READS	BIGINT	pool_col_p_reads - Buffer pool column-organized physical reads
POOL_TEMP_COL_P_READS	BIGINT	pool_temp_col_p_reads - Buffer pool column-organized temporary physical reads
POOL_COL_LBP_PAGES_FOUND	BIGINT	pool_col_lbp_pages_found - Buffer pool column-organized LBP pages found
POOL_COL_WRITES	BIGINT	pool_col_writes - Buffer pool column-organized writes
POOL_COL_GBP_L_READS	BIGINT	pool_col_gbp_l_reads - Buffer pool column-organized GBP logical reads
POOL_COL_GBP_P_READS	BIGINT	pool_col_gbp_p_reads - Buffer pool column-organized GBP physical reads
POOL_COL_GBP_INVALID_PAGES	BIGINT	pool_col_gbp_invalid_pages - Buffer pool column-organized GBP invalid data pages
POOL_COL_GBP_INDEP_PAGES_FOUND_IN_LBP	BIGINT	pool_col_gbp_indep_pages_found_in_lbp - Buffer pool column-organized GBP independent pages found in local buffer pool
POOL_QUEUED_ASYNC_COL_REQS	BIGINT	pool_queued_async_col_reqs - Column-organized prefetch requests

Table 154. Information returned for MON_GET_SERVICE_SUBCLASS (continued)

Column Name	Data Type	Description
POOL_QUEUED_ASYNC_TEMP_COL_REQS	BIGINT	pool_queued_async_temp_col_reqs - Column-organized temporary prefetch requests
POOL_QUEUED_ASYNC_COL_PAGES	BIGINT	pool_queued_async_col_pages - Column-organized page prefetch requests
POOL_QUEUED_ASYNC_TEMP_COL_PAGES	BIGINT	pool_queued_async_temp_col_pages - Column-organized page temporary prefetch requests
POOL_FAILED_ASYNC_COL_REQS	BIGINT	pool_failed_async_col_reqs - Failed column-organized prefetch requests
POOL_FAILED_ASYNC_TEMP_COL_REQS	BIGINT	pool_failed_async_temp_col_reqs - Failed column-organized temporary prefetch requests
TOTAL_COL_TIME	BIGINT	total_col_time - Total column-organized time
TOTAL_COL_PROC_TIME	BIGINT	total_col_proc_time - Total column-organized processing time
TOTAL_COL_EXECUTIONS	BIGINT	total_col_executions - Total column-organized executions
POST_THRESHOLD_HASH_JOINS	BIGINT	post_threshold_hash_joins - Hash Join Threshold monitor element
POOL_DATA_CACHING_TIER_L_READS	BIGINT	Reserved for future use.
POOL_INDEX_CACHING_TIER_L_READS	BIGINT	Reserved for future use.
POOL_XDA_CACHING_TIER_L_READS	BIGINT	Reserved for future use.
POOL_COL_CACHING_TIER_L_READS	BIGINT	Reserved for future use.
POOL_DATA_CACHING_TIER_PAGE_WRITES	BIGINT	Reserved for future use.
POOL_INDEX_CACHING_TIER_PAGE_WRITES	BIGINT	Reserved for future use.
POOL_XDA_CACHING_TIER_PAGE_WRITES	BIGINT	Reserved for future use.
POOL_COL_CACHING_TIER_PAGE_WRITES	BIGINT	Reserved for future use.
POOL_DATA_CACHING_TIER_PAGE_UPDATES	BIGINT	Reserved for future use.
POOL_INDEX_CACHING_TIER_PAGE_UPDATES	BIGINT	Reserved for future use.
POOL_XDA_CACHING_TIER_PAGE_UPDATES	BIGINT	Reserved for future use.
POOL_COL_CACHING_TIER_PAGE_UPDATES	BIGINT	Reserved for future use.

Table 154. Information returned for MON_GET_SERVICE_SUBCLASS (continued)

Column Name	Data Type	Description
POOL_CACHING_TIER_PAGE_READ_TIME	BIGINT	Reserved for future use.
POOL_CACHING_TIER_PAGE_WRITE_TIME	BIGINT	Reserved for future use.
POOL_DATA_CACHING_TIER_PAGES_FOUND	BIGINT	Reserved for future use.
POOL_INDEX_CACHING_TIER_PAGES_FOUND	BIGINT	Reserved for future use.
POOL_XDA_CACHING_TIER_PAGES_FOUND	BIGINT	Reserved for future use.
POOL_COL_CACHING_TIER_PAGES_FOUND	BIGINT	Reserved for future use.
POOL_DATA_CACHING_TIER_GBP_INVALID_PAGES	BIGINT	Reserved for future use.
POOL_INDEX_CACHING_TIER_GBP_INVALID_PAGES	BIGINT	Reserved for future use.
POOL_XDA_CACHING_TIER_GBP_INVALID_PAGES	BIGINT	Reserved for future use.
POOL_COL_CACHING_TIER_GBP_INVALID_PAGES	BIGINT	Reserved for future use.
POOL_DATA_CACHING_TIER_GBP_INDEP_PAGES_FOUND	BIGINT	Reserved for future use.
POOL_INDEX_CACHING_TIER_GBP_INDEP_PAGES_FOUND	BIGINT	Reserved for future use.
POOL_XDA_CACHING_TIER_GBP_INDEP_PAGES_FOUND	BIGINT	Reserved for future use.
POOL_COL_CACHING_TIER_GBP_INDEP_PAGES_FOUND	BIGINT	Reserved for future use.
TOTAL_HASH_GRPBY	BIGINT	total_hash_grpbys - Total hash group by operations
HASH_GRPBY_OVERFLOWS	BIGINT	hash_grpby_overflows - Hash group by overflows
POST_THRESHOLD_HASH_GRPBY	BIGINT	post_threshold_hash_grpbys - Hash group by threshold
POST_THRESHOLD_OLAP_FUNCS	BIGINT	post_threshold_olap_funcs - OLAP function threshold monitor element
POST_THRESHOLD_COL_VECTOR_CONSUMERS	BIGINT	post_threshold_col_vector_consumers - Post threshold columnar_vector consumers
TOTAL_COL_VECTOR_CONSUMERS	BIGINT	total_col_vector_consumers - Total columnar_vector consumers
ACTIVE_HASH_GRPBY	BIGINT	active_hash_grpbys - Active hash GROUP BY operations
ACTIVE_HASH_JOINS	BIGINT	active_hash_joins - Active hash joins

Table 154. Information returned for MON_GET_SERVICE_SUBCLASS (continued)

Column Name	Data Type	Description
ACTIVE_OLAP_FUNCS	BIGINT	active_olap_funcs - Active OLAP Functions
ACTIVE_PEAS	BIGINT	active_peas - Active partial early aggregations operations
ACTIVE_PEDS	BIGINT	active_peds - Active partial early distinct operations
ACTIVE_SORT_CONSUMERS	BIGINT	active_sort_consumers - Active sort consumers
ACTIVE_SORTS	BIGINT	active_sorts - Active Sorts
ACTIVE_COL_VECTOR_CONSUMERS	BIGINT	active_col_vector_consumers - Active columnar_vector consumers
SORT_HEAP_ALLOCATED	BIGINT	sort_heap_allocated - Total Sort Heap Allocated
SORT_SHRHEAP_ALLOCATED	BIGINT	sort_shrheap_allocated - Sort Share Heap Currently Allocated
TOTAL_BACKUP_TIME	BIGINT	total_backup_time - Total elapsed time for online backups
TOTAL_BACKUP_PROC_TIME	BIGINT	total_backup_proc_time - Total non-wait time for online backups
TOTAL_BACKUPS	BIGINT	total_backups - Total backups
TOTAL_INDEX_BUILD_TIME	BIGINT	total_index_build_time - Total time spent building indexes due to index creation, recreation or rebuilding
TOTAL_INDEX_BUILD_PROC_TIME	BIGINT	total_index_build_proc_time - Total non-wait time spent building indexes due to index creation, recreation or rebuilding
TOTAL_INDEXES_BUILT	BIGINT	total_indexes_built - Total number of indexes built
FCM_TQ_RECV_WAITS_TOTAL	BIGINT	fcm_tq_recv_waits_total - Number of times spent waiting to receive the next buffer monitor element
FCM_MESSAGE_RECV_WAITS_TOTAL	BIGINT	fcm_message_recv_waits_total - Number of times spent waiting for FCM reply message monitor element
FCM_TQ_SEND_WAITS_TOTAL	BIGINT	fcm_tq_send_waits_total - Number of times spent waiting to send the next buffer monitor element
FCM_MESSAGE_SEND_WAITS_TOTAL	BIGINT	fcm_message_send_waits_total - Number of times spent blocking on an FCM message send monitor element
FCM_SEND_WAITS_TOTAL	BIGINT	fcm_send_waits_total - Number of times spent blocking on an FCM send operation monitor element
FCM_RECV_WAITS_TOTAL	BIGINT	fcm_recv_waits_total - Number of times spent waiting to receive data through FCM monitor element

Table 154. Information returned for MON_GET_SERVICE_SUBCLASS (continued)

Column Name	Data Type	Description
EXT_TABLE_RECV_WAIT_TIME	BIGINT	ext_table_recv_wait_time - Total agent wait time for external table readers monitor element
EXT_TABLE_RECVS_TOTAL	BIGINT	ext_table_recvs_total - Total row batches received from external table readers monitor element
EXT_TABLE_RECV_VOLUME	BIGINT	ext_table_recv_volume - Total data received from external table readers monitor element
EXT_TABLE_READ_VOLUME	BIGINT	ext_table_read_volume - Total data read by external table readers monitor element
EXT_TABLE_SEND_WAIT_TIME	BIGINT	ext_table_send_wait_time - Total agent wait time for external table writers monitor element
EXT_TABLE_SENDS_TOTAL	BIGINT	ext_table_sends_total - Total row batches sent to external table writers monitor element
EXT_TABLE_SEND_VOLUME	BIGINT	ext_table_send_volume - Total data sent to external table writers monitor element
EXT_TABLE_WRITE_VOLUME	BIGINT	ext_table_write_volume - Total data written by external table writers monitor element
COL_VECTOR_CONSUMER_OVERFLOWES	BIGINT	col_vector_consumer_overflows - Columnar vector consumer overflows monitor element.
TOTAL_COL_SYNOPSIS_TIME	BIGINT	total_col_synopsis_time - Total column-organized synopsis table time monitor element
TOTAL_COL_SYNOPSIS_PROC_TIME	BIGINT	total_col_synopsis_proc_time - Total column-organized synopsis table processing time monitor element
TOTAL_COL_SYNOPSIS_EXECUTIONS	BIGINT	total_col_synopsis_executions - Total column-organized synopsis table executions monitor element
COL_SYNOPSIS_ROWS_INSERTED	BIGINT	col_synopsis_rows_inserted - Column-organized synopsis table rows inserted monitor element
LOB_PREFETCH_WAIT_TIME	BIGINT	lob_prefetch_wait_time - LOB prefetch wait time monitor element
LOB_PREFETCH_REQS	BIGINT	lob_prefetch_reqs - LOB prefetcher request count monitor element
FED_ROWS_DELETED	BIGINT	fed_rows_deleted - Rows deleted by a federation system monitor element
FED_ROWS_INSERTED	BIGINT	fed_rows_inserted - Rows inserted by a federation system monitor element
FED_ROWS_UPDATED	BIGINT	fed_rows_updated - Rows updated by a federation system monitor element
FED_ROWS_READ	BIGINT	fed_rows_read - Rows read by a federation system monitor element
FED_WAIT_TIME	BIGINT	fed_wait_time - Time spent by a federation server monitor element

Table 154. Information returned for MON_GET_SERVICE_SUBCLASS (continued)

Column Name	Data Type	Description
FED_WAITS_TOTAL	BIGINT	fed_waits_total - Total number of execution times for a federation server monitor element
APPL_SECTION_INSERTS	BIGINT	appl_section_inserts - Insert count for SQL workspace monitor element
APPL_SECTION_LOOKUPS	BIGINT	appl_section lookups - SQL workspace access count monitor element
ADM_OVERFLOWS	BIGINT	adm_overflows - Number of times an activity fit as an overflow monitor element
ADM_BYPASS_ACT_TOTAL	BIGINT	adm_bypass_act_total - Number of times admission control was bypassed monitor element
EFF_PARALLELISM	BIGINT	eff_parallelism - The effective parallelism monitor element eff_parallelism - The effective parallelism monitor element
ACTUAL_PARALLELISM	BIGINT	actual_parallelism - The actual parallelism monitor element actual_parallelism - The actual parallelism monitor element
AGENT_LOAD_TRGT_UTILIZATION	DOUBLE	agent_load_trgt_utilization - The agent load utilization monitor element agent_load_trgt_utilization - The agent load utilization monitor element
SORT_SHRHEAP_UTILIZATION	DOUBLE	sort_shrheap_utilization - The sort shared heap utilization monitor element sort_shrheap_utilization - The sort shared heap utilization monitor element
AGENT_LOAD_TRGT_DEMAND	DOUBLE	agent_load_trgt_demand - Estimated agent load target demand monitor element agent_load_trgt_demand - Estimated agent load target demand monitor element
SORT_SHRHEAP_DEMAND	DOUBLE	sort_shrheap_demand - Estimated sort memory resources demand monitor element sort_shrheap_demand - Estimated sort memory resources demand monitor element
LOW_PRIORITY_ACT_TOTAL	BIGINT	low_priority_act_total – Total number of low priority activities monitor element
MEDIUM_PRIORITY_ACT_TOTAL	BIGINT	medium_priority_act_total – Total number of medium priority activities monitor element
HIGH_PRIORITY_ACT_TOTAL	BIGINT	high_priority_act_total – Total number of high priority activities monitor element
CRITICAL_PRIORITY_ACT_TOTAL	BIGINT	critical_priority_act_total – Total number of critical priority activities monitor element

Usage notes

The metrics returned by the MON_GET_SERVICE_SUBCLASS table function represent the accumulation of all metrics for requests that have executed under the indicated service subclass. Metrics are rolled up to a

service class on unit of work boundaries, and periodically during the execution of requests. Therefore, the values reported by this table function reflect the current state of the system at the time of the most recent rollup. Metrics are strictly increasing in value. To determine the value of a given metric for an interval of time, use the MON_GET_SERVICE_SUBCLASS table function to query the metric at the start and end of the interval, and compute the difference.

Request metrics are controlled through the COLLECT REQUEST METRICS clause on service superclasses and the *mon_req_metrics* database configuration parameter at the database level. Metrics are only collected for a request if the request is processed by an agent in a service subclass whose parent service superclass has request metrics enabled, or if request metrics collection is enabled for the entire database. By default, request metrics are enabled at the database level. If request metrics are disabled at the database level and for a service superclass, the metrics reported for each connection mapped to that service superclass stop increasing (or remain at 0 if request metrics were disabled at database activation time).

The MON_GET_SERVICE_SUBCLASS table function returns one row of data per service subclass and per member. No aggregation across service classes (on a member), or across members (for a service class or more), is performed. However, aggregation can be achieved through SQL queries as shown in the example. The input parameters have the effect of being ANDed together. Therefore, if you specify conflicting input parameters (for example, a superclass name SUPA and subclass name SUBB that is not a subclass of SUPA), no rows are returned.

Tip: A request might execute in more than one service subclass. For example, this situation might occur if a request is mapped from one service subclass to another by using a Workload Manager (WLM) threshold with a REMAP ACTIVITY action. Although the time spent metrics are updated for each service subclass under which the request executes, the request counters are incremented for the service subclass where the request completed. Therefore, you should not analyze the averages of request times for a single subclass. All subclasses to which an activity can be mapped must be analyzed in conjunction with one another. For example, if a threshold exists that can map activities from service subclass A to service subclass B, then when you compute averages of requests, you should aggregate the counters and metrics for service subclasses A and B, and compute the averages using the aggregates.

Note that the metrics from background EDUs such as prefetchers and page cleaners are not rolled up to service classes.

Example

Display the total CPU time used and total number of requests processed for each service class, ordered by CPU usage.

```
SELECT varchar(service_superclass_name,30) as service_superclass,
       varchar(service_subclass_name,30) as service_subclass,
       sum(total_cpu_time) as total_cpu,
       sum(app_rqsts_completed_total) as total_rqsts
FROM TABLE(MON_GET_SERVICE_SUBCLASS('',''-2)) AS t
GROUP BY service_superclass_name, service_subclass_name
ORDER BY total_cpu desc
```

The following is an example of output from this query.

SERVICE_SUPERCLASS	SERVICE_SUBCLASS	...
-----	-----	...
SYSDEFAULTUSERCLASS	SYSDEFAULTSUBCLASS	...
SYSDEFAULTMAINTENANCECLASS	SYSDEFAULTSUBCLASS	...
SYSDEFAULTSYSTEMCLASS	SYSDEFAULTSUBCLASS	...

3 record(s) selected.

Output for query (continued).

...	TOTAL_CPU	TOTAL_RQSTS
...	-----	-----
...	967673	100
.. .	0	0
...	0	0

MON_GET_SERVICE_SUBCLASS_DETAILS table function - Get service subclass metrics as an XML document

The MON_GET_SERVICE_SUBCLASS_DETAILS table function returns metrics for one or more service subclasses.

The metrics are returned in an XML document.

Authorization

One of the following authorities is required to execute the routine:

- EXECUTE privilege on the routine
- DATAACCESS authority
- DBADM authority
- SQLADM authority

Default PUBLIC privilege

None

Syntax

```
►► MON_GET_SERVICE_SUBCLASS_DETAILS ( ( — service_superclass_name — , ►►  
    ► — service_subclass_name — , — member — ) ►►
```

The schema is SYSPROC.

Routine parameters

service_superclass_name

An input argument of type VARCHAR(128) that specifies a valid service superclass name in the currently connected database when calling this function. If the argument is null or an empty string, metrics are retrieved for all the superclasses in the database.

service_subclass_name

An input argument of type VARCHAR(128) that specifies a valid service subclass name in the currently connected database when calling this function. If the argument is null or an empty string, metrics are retrieved for all the subclasses in the database.

member

An input argument of type INTEGER that specifies a valid member in the same instance as the currently connected database when calling this function. Specify -1 for the current database member, or -2 for all active database members. If the null value is specified, -1 is set implicitly.

Information returned

Column Name	Data Type	Description
SERVICE_SUPERCLASS_NAME	VARCHAR(128)	service_superclass_name - Service superclass name
SERVICE_SUBCLASS_NAME	VARCHAR(128)	service_subclass_name - Service subclass name
SERVICE_CLASS_ID	INTEGER	service_class_id - Service class ID
MEMBER	SMALLINT	member - Database member
DETAILS	BLOB(1M)	XML document that contains detailed metrics for the service class.

The following example shows the structure of the XML document that is returned in the DETAILS column.

```
<db2_service_subclass xmlns="http://www.ibm.com/xmlns/prod/db2/mon" release="90700000">
  <service_superclass_name>SYSDEFAULTSYSTEMCLASS</service_superclass_name>
  <service_subclass_name>SYSDEFAULTSUBCLASS</service_subclass_name>
  <service_subclass_id>11</service_subclass_id>
  <member>0</member>
  <system_metrics release="90700000">
    <act_aborted_total>5</act_aborted_total>
    ...
    <wlm_queue_assignments_total>3</wlm_queue_assignments_total>
  </system_metrics>
</db2_service_subclass>
```

For the full schema, see `sqllib/misc/DB2MonRoutines.xsd`.

<i>Table 156. Detailed metrics returned for MON_GET_SERVICE_SUBCLASS_DETAILS</i>		
Element Name	Data Type	Description or corresponding monitor element
ACT_ABORTED_TOTAL	xs:nonNegativeInteger	act_aborted_total - Total aborted activities
ACT_COMPLETED_TOTAL	xs:nonNegativeInteger	act_completed_total - Total completed activities
ACT_REJECTED_TOTAL	xs:nonNegativeInteger	act_rejected_total - Total rejected activities
ACT_RQSTS_TOTAL	xs:nonNegativeInteger	act_rqsts_total - Total activity requests
ACTIVE_COL_VECTOR_CONSUMERS	xs:long	active_col_vector_consumers - Active columnar_vector consumers
ACTIVE_HASH_GRPBYS	xs:long	active_hash_grpbys - Active hash GROUP BY operations
ACTIVE_HASH_JOINS	xs:long	active_hash_joins - Active hash joins
ACTIVE_OLAP_FUNCS	xs:long	active_olap_funcs - Active OLAP Functions
ACTIVE_PEAS	xs:long	active_peas - Active partial early aggregations operations
ACTIVE_PEDS	xs:long	active_peds - Active partial early distinct operations
ACTIVE_SORT_CONSUMERS	xs:long	active_sort_consumers - Active sort consumers
ACTIVE_SORTS	xs:long	active_sorts - Active Sorts
ADM_BYPASS_ACT_TOTAL	xs:long	adm_bypass_act_total - Number of times admission control was bypassed monitor element
ADM_OVERFLOWS	xs:long	adm_overflows - Number of times an activity fit as an overflow monitor element
AGENT_WAIT_TIME	xs:nonNegativeInteger	agent_wait_time - Agent wait time
AGENT_WAITS_TOTAL	xs:nonNegativeInteger	agent_waits_total - Total agent waits
APP_ACT_ABORTED_TOTAL	xs:nonNegativeInteger	app_act_aborted_total - Total failed external coordinator activities monitor element
APP_ACT_COMPLETED_TOTAL	xs:nonNegativeInteger	app_act_completed_total - Total successful external coordinator activities monitor element

Table 156. Detailed metrics returned for MON_GET_SERVICE_SUBCLASS_DETAILS (continued)

Element Name	Data Type	Description or corresponding monitor element
APP_ACT_REJECTED_TOTAL	xs:nonNegativeInteger	app_act_rejected_total - Total rejected external coordinator activities monitor element
APP_RQSTS_COMPLETED_TOTAL	xs:nonNegativeInteger	app_rqsts_completed_total - Total application requests completed
APPL_SECTION_INSERTS	xs:nonNegativeInteger	appl_section_inserts - Insert count for SQL workspace monitor element
APPL_SECTION_LOOKUPS	xs:nonNegativeInteger	appl_section_lookups - SQL workspace access count monitor element
AUDIT_EVENTS_TOTAL	xs:nonNegativeInteger	audit_events_total - Total audit events
AUDIT_FILE_WRITE_WAIT_TIME	xs:nonNegativeInteger	audit_file_write_wait_time - Audit file write wait time
AUDIT_FILE_WRITES_TOTAL	xs:nonNegativeInteger	audit_file_writes_total - Total Audit files written
AUDIT_SUBSYSTEM_WAIT_TIME	xs:nonNegativeInteger	audit_subsystem_wait_time - Audit subsystem wait time
AUDIT_SUBSYSTEM_WAITS_TOTAL	xs:nonNegativeInteger	audit_subsystem_waits_total - Total audit subsystem waits
BINDS_PRECOMPILES	xs:long	binds_precompiles - Binds/Precompiles Attempted monitor element
CALL_SQL_STMTS	xs:long	call_sql_stmts - CALL SQL statements executed monitor element
CAT_CACHE_INSERTS	xs:nonNegativeInteger	cat_cache_inserts - Catalog cache inserts
CAT_CACHE_LOOKUPS	xs:nonNegativeInteger	cat_cache_lookups - Catalog cache lookups
CF_WAIT_TIME	xs:long	cf_wait_time - cluster caching facility wait time monitor element
CF_WAITS	xs:long	cf_waits - Number of cluster caching facility waits monitor element
CLIENT_IDLE_WAIT_TIME	xs:nonNegativeInteger	client_idle_wait_time - Client idle wait time
COL_SYNOPSIS_ROWS_INSERTED	xs:nonNegativeInteger	col_synopsis_rows_inserted - Column-organized synopsis table rows inserted monitor element
COL_VECTOR_CONSUMER_OVERFLOWES	xs:long	col_vector_consumer_overflows - Columnar vector consumer overflows monitor element.
COMM_EXIT_WAIT_TIME	xs:nonNegativeInteger	comm_exit_wait_time - Communication buffer exit wait time monitor element
COMM_EXIT_WAITS	xs:nonNegativeInteger	comm_exit_waits - Communication buffer exit number of waits monitor element
DDL_SQL_STMTS	xs:long	ddl_sql_stmts - Data Definition Language (DDL) SQL Statements monitor element

Table 156. Detailed metrics returned for MON_GET_SERVICE_SUBCLASS_DETAILS (continued)

Element Name	Data Type	Description or corresponding monitor element
DEADLOCKS	xs:nonNegativeInteger	deadlocks - Deadlocks detected
DIAGLOG_WRITE_WAIT_TIME	xs:nonNegativeInteger	diaglog_write_wait_time - Diag log write time
DIAGLOG_WRITES_TOTAL	xs:nonNegativeInteger	diaglog_writes_total - Diag log total writes
DIRECT_READ_REQS	xs:nonNegativeInteger	direct_read_reqs - Direct read requests
DIRECT_READ_TIME	xs:nonNegativeInteger	direct_read_time - Direct read time
DIRECT_READS	xs:nonNegativeInteger	direct_reads - Direct reads from database
DIRECT_WRITE_REQS	xs:nonNegativeInteger	direct_write_reqs - Direct write requests
DIRECT_WRITE_TIME	xs:nonNegativeInteger	direct_write_time - Direct write time
DIRECT_WRITES	xs:nonNegativeInteger	direct_writes - Direct writes to database
DISABLED_PEDS	xs:long	disabled_peds - Disabled partial early distincts
DYNAMIC_SQL_STMTS	xs:long	dynamic_sql_stmts - Dynamic SQL Statements Attempted monitor element
EVMON_WAIT_TIME	xs:nonNegativeInteger	evmon_wait_time - Event monitor wait time
EVMON_WAITS_TOTAL	xs:nonNegativeInteger	evmon_waits_total - Event monitor total waits
EXT_TABLE_READ_VOLUME	xs:nonNegativeInteger	ext_table_read_volume - Total data read by external table readers monitor element
EXT_TABLE_RECV_VOLUME	xs:nonNegativeInteger	ext_table_recv_volume - Total data received from external table readers monitor element
EXT_TABLE_RECV_WAIT_TIME	xs:nonNegativeInteger	ext_table_recv_wait_time - Total agent wait time for external table readers monitor element
EXT_TABLE_RECVS_TOTAL	xs:nonNegativeInteger	ext_table_recvs_total - Total row batches received from external table readers monitor element
EXT_TABLE_SEND_VOLUME	xs:nonNegativeInteger	ext_table_send_volume - Total data sent to external table writers monitor element
EXT_TABLE_SEND_WAIT_TIME	xs:nonNegativeInteger	ext_table_send_wait_time - Total agent wait time for external table writers monitor element
EXT_TABLE_SENDS_TOTAL	xs:nonNegativeInteger	ext_table_sends_total - Total row batches sent to external table writers monitor element
EXT_TABLE_WRITE_VOLUME	xs:nonNegativeInteger	ext_table_write_volume - Total data written by external table writers monitor element

Table 156. Detailed metrics returned for MON_GET_SERVICE_SUBCLASS_DETAILS (continued)

Element Name	Data Type	Description or corresponding monitor element
FAILED_SQL_STMTS	xs:long	failed_sql_stmts - Failed Statement Operations monitor element
FCM_MESSAGE_RECV_VOLUME	xs:nonNegativeInteger	fcm_message_recv_volume - FCM message recv volume
FCM_MESSAGE_RECV_WAIT_TIME	xs:nonNegativeInteger	fcm_message_recv_wait_time - FCM message recv wait time
FCM_MESSAGE_RECV_WAITS_TOTAL	xs:nonNegativeInteger	fcm_message_recv_waits_total - Number of times spent waiting for FCM reply message monitor element
FCM_MESSAGE_RECVS_TOTAL	xs:nonNegativeInteger	fcm_message_recvs_total - FCM message recvs total
FCM_MESSAGE_SEND_VOLUME	xs:nonNegativeInteger	fcm_message_send_volume - FCM message send volume
FCM_MESSAGE_SEND_WAIT_TIME	xs:nonNegativeInteger	fcm_message_send_wait_time - FCM message send wait time
FCM_MESSAGE_SEND_WAITS_TOTAL	xs:nonNegativeInteger	fcm_message_send_waits_total - Number of times spent blocking on an FCM message send monitor element
FCM_MESSAGE_SENDS_TOTAL	xs:nonNegativeInteger	fcm_message_sends_total - FCM message sends total
FCM_RECV_VOLUME	xs:nonNegativeInteger	fcm_recv_volume - FCM recv volume
FCM_RECV_WAIT_TIME	xs:nonNegativeInteger	fcm_recv_wait_time - FCM recv wait time
FCM_RECV_WAITS_TOTAL	xs:nonNegativeInteger	fcm_recv_waits_total - Number of times spent waiting to receive data through FCM monitor element
FCM_RECVS_TOTAL	xs:nonNegativeInteger	fcm_recvs_total - FCM recvs total
FCM_SEND_VOLUME	xs:nonNegativeInteger	fcm_send_volume - FCM send volume
FCM_SEND_WAIT_TIME	xs:nonNegativeInteger	fcm_send_wait_time - FCM send wait time
FCM_SEND_WAITS_TOTAL	xs:nonNegativeInteger	fcm_send_waits_total - Number of times spent blocking on an FCM send operation monitor element
FCM_SENDS_TOTAL	xs:nonNegativeInteger	fcm_sends_total - FCM sends total
FCM_TQ_RECV_VOLUME	xs:nonNegativeInteger	fcm_tq_recv_volume - FCM tablequeue recv volume
FCM_TQ_RECV_WAIT_TIME	xs:nonNegativeInteger	fcm_tq_recv_wait_time - FCM tablequeue recv wait time
FCM_TQ_RECV_WAITS_TOTAL	xs:nonNegativeInteger	fcm_tq_recv_waits_total - Number of times spent waiting to receive the next buffer monitor element

Table 156. Detailed metrics returned for MON_GET_SERVICE_SUBCLASS_DETAILS (continued)

Element Name	Data Type	Description or corresponding monitor element
FCM_TQ_RECVS_TOTAL	xs:nonNegativeInteger	fcm_tq_recvs_total - FCM tablequeue recvs total
FCM_TQ_SEND_VOLUME	xs:nonNegativeInteger	fcm_tq_send_volume - FCM tablequeue send volume
FCM_TQ_SEND_WAIT_TIME	xs:nonNegativeInteger	fcm_tq_send_wait_time - FCM tablequeue send wait time
FCM_TQ_SENDS_TOTAL	xs:nonNegativeInteger	fcm_tq_sends_total - FCM tablequeue send total
FED_ROWS_DELETED	xs:nonNegativeInteger	fed_rows_deleted - Rows deleted by a federation system monitor element
FED_ROWS_INSERTED	xs:nonNegativeInteger	fed_rows_inserted - Rows inserted by a federation system monitor element
FED_ROWS_READ	xs:nonNegativeInteger	fed_rows_read - Rows read by a federation system monitor element
FED_ROWS_UPDATED	xs:nonNegativeInteger	fed_rows_updated - Rows updated by a federation system monitor element
FED_WAIT_TIME	xs:nonNegativeInteger	fed_wait_time - Time spent by a federation server monitor element
FED_WAITS_TOTAL	xs:nonNegativeInteger	fed_waits_total - Total number of execution times for a federation server monitor element
HASH_GRPBY_OVERFLOWS	xs:long	hash_grpby_overflows - Hash group by overflows
HASH_JOIN_OVERFLOWS	xs:long	hash_join_overflows - Hash Join Overflows monitor element
HASH_JOIN_SMALL_OVERFLOWS	xs:long	hash_join_small_overflows - Hash Join Small Overflows monitor element
IDA_RECV_VOLUME	xs:nonNegativeInteger	ida_recv_volume - Total data volume received monitor element The total volume of data the database server received from an in-database analytics process. The value is reported in bytes.
IDA_RECV_WAIT_TIME	xs:nonNegativeInteger	ida_recv_wait_time - Time spent waiting to receive data monitor element The total amount of time spent waiting to receive data from an in-database analytics process.
IDA_RECVS_TOTAL	xs:nonNegativeInteger	ida_recvs_total - Number of times data received monitor element The total number of times data was received from an in-database analytics process.

Table 156. Detailed metrics returned for MON_GET_SERVICE_SUBCLASS_DETAILS (continued)

Element Name	Data Type	Description or corresponding monitor element
IDA_SEND_VOLUME	xs:nonNegativeInteger	ida_send_volume - Total data volume sent monitor element The total volume of data sent from the database server to an in-database analytics process. The value is reported in bytes.
IDA_SEND_WAIT_TIME	xs:nonNegativeInteger	ida_send_wait_time - Time spent waiting to send data monitor element The total amount of time spent waiting to send data to an in-database analytics process.
IDA_SENDS_TOTAL	xs:nonNegativeInteger	ida_sends_total - Number of times data sent monitor element The total number of times data was sent to an in-database analytics process.
IMPLICIT_REBINDS	xs:long	implicit_rebinds - Number of implicit rebinds monitor element
INT_COMMITS	xs:nonNegativeInteger	int_commits - Internal commits
INT_ROLLBACKS	xs:nonNegativeInteger	int_rollbacks - Internal rollbacks
INT_ROWS_DELETED	xs:long	int_rows_deleted - Internal Rows Deleted monitor element
INT_ROWS_INSERTED	xs:long	int_rows_inserted - Internal Rows Inserted monitor element
INT_ROWS_UPDATED	xs:long	int_rows_updated - Internal Rows Updated monitor element
IPC_RECV_VOLUME	xs:nonNegativeInteger	ipc_recv_volume - Interprocess communication recv volume
IPC_RECV_WAIT_TIME	xs:nonNegativeInteger	ipc_recv_wait_time - Interprocess communication recv wait time
IPC_RECVS_TOTAL	xs:nonNegativeInteger	ipc_recvs_total - Interprocess communication recvs total
IPC_SEND_VOLUME	xs:nonNegativeInteger	ipc_send_volume - Interprocess communication send volume
IPC_SEND_WAIT_TIME	xs:nonNegativeInteger	ipc_send_wait_time - Interprocess communication send wait time
IPC_SENDS_TOTAL	xs:nonNegativeInteger	ipc_sends_total - Interprocess communication send total
LOB_PREFETCH_REQS	xs:nonNegativeInteger	lob_prefetch_reqs - LOB prefetcher request count monitor element
LOB_PREFETCH_WAIT_TIME	xs:nonNegativeInteger	lob_prefetch_wait_time - LOB prefetch wait time monitor element

Table 156. Detailed metrics returned for MON_GET_SERVICE_SUBCLASS_DETAILS (continued)

Element Name	Data Type	Description or corresponding monitor element
LOCK_ESCALS	xs:nonNegativeInteger	lock_escals - Number of lock escalations
LOCK_ESCALS_GLOBAL	xs:long	lock_escals_global - Number of global lock escalations monitor element
LOCK_ESCALS_LOCKLIST	xs:long	lock_escals_locklist - Number of locklist lock escalations monitor element
LOCK_ESCALS_MAXLOCKS	xs:long	lock_escals_maxlocks - Number of maxlocks lock escalations monitor element
LOCK_TIMEOUTS	xs:nonNegativeInteger	lock_timeouts - Number of lock timeouts
LOCK_TIMEOUTS_GLOBAL	xs:long	lock_timeouts_global - Lock timeouts global monitor element
LOCK_WAIT_TIME	xs:nonNegativeInteger	lock_wait_time - Time waited on locks
LOCK_WAIT_TIME_GLOBAL	xs:long	lock_wait_time_global - Lock wait time global monitor element
LOCK_WAITS	xs:nonNegativeInteger	lock_waits - Lock waits
LOCK_WAITS_GLOBAL	xs:long	lock_waits_global - Lock waits global monitor element
LOG_BUFFER_WAIT_TIME	xs:nonNegativeInteger	log_buffer_wait_time - Log buffer wait time
LOG_DISK_WAIT_TIME	xs:nonNegativeInteger	log_disk_wait_time - Log disk wait time
LOG_DISK_WAITS_TOTAL	xs:nonNegativeInteger	log_disk_waits_total - Log disk waits total
MEMBER	xs:nonNegativeInteger	member - Database member
MERGE_SQL_STMTS	xs:long	merge_sql_stmts - Merge SQL statements executed monitor element
NUM_LOG_BUFFER_FULL	xs:nonNegativeInteger	num_log_buffer_full - Number of full log buffers
NUM_LW_THRESH_EXCEEDED	xs:nonNegativeInteger	num_lw_thresh_exceeded - Number of thresholds exceeded
OLAP_FUNC_OVERFLOWS	xs:long	olap_func_overflows - OLAP Function Overflows monitor element
PKG_CACHE_INSERTS	xs:nonNegativeInteger	pkg_cache_inserts - Package cache inserts
PKG_CACHE_LOOKUPS	xs:nonNegativeInteger	pkg_cache_lookups - Package cache lookups
POOL_COL_GBP_INDEP_PAGES_FOUND_IN_LBP	xs:nonNegativeInteger	pool_col_gbp_indep_pages_found_in_lbp - Buffer pool column-organized GBP independent pages found in local buffer pool

Table 156. Detailed metrics returned for MON_GET_SERVICE_SUBCLASS_DETAILS (continued)

Element Name	Data Type	Description or corresponding monitor element
POOL_COL_GBP_INVALID_PAGES	xs:nonNegativeInteger	pool_col_gbp_invalid_pages - Buffer pool column-organized GBP invalid data pages
POOL_COL_GBP_L_READS	xs:nonNegativeInteger	pool_col_gbp_l_reads - Buffer pool column-organized GBP logical reads
POOL_COL_GBP_P_READS	xs:nonNegativeInteger	pool_col_gbp_p_reads - Buffer pool column-organized GBP physical reads
POOL_COL_L_READS	xs:nonNegativeInteger	pool_col_l_reads - Buffer pool column-organized logical reads
POOL_COL_LBP_PAGES_FOUND	xs:nonNegativeInteger	pool_col_lbp_pages_found - Buffer pool column-organized LBP pages found
POOL_COL_P_READS	xs:nonNegativeInteger	pool_col_p_reads - Buffer pool column-organized physical reads
POOL_COL_WRITES	xs:nonNegativeInteger	pool_col_writes - Buffer pool column-organized writes
POOL_DATA_GBP_INDEP_PAGES_FOUND_IN_LBP	xs:nonNegativeInteger	pool_data_gbp_indep_pages_found_in_lbp - Group buffer pool independent data pages found in local buffer pool monitor element
POOL_DATA_GBP_INVALID_PAGES	xs:long	pool_data_gbp_invalid_pages - Group buffer pool invalid data pages monitor element
POOL_DATA_GBP_L_READS	xs:long	pool_data_gbp_l_reads - Group buffer pool data logical reads monitor element
POOL_DATA_GBP_P_READS	xs:long	pool_data_gbp_p_reads - Group buffer pool data physical reads monitor element
POOL_DATA_L_READS	xs:nonNegativeInteger	pool_data_l_reads - Buffer pool data logical reads
POOL_DATA_LBP_PAGES_FOUND	xs:long	pool_data_lbp_pages_found - Local buffer pool found data pages monitor element
POOL_DATA_P_READS	xs:nonNegativeInteger	pool_data_p_reads - Buffer pool data physical reads
POOL_DATA_WRITES	xs:nonNegativeInteger	pool_data_writes - Buffer pool data writes
POOL_FAILED_ASYNC_COL_REQS	xs:nonNegativeInteger	pool_failed_async_col_reqs - Failed column-organized prefetch requests
POOL_FAILED_ASYNC_DATA_REQS	xs:nonNegativeInteger	pool_failed_async_data_reqs - Failed data prefetch requests monitor element
POOL_FAILED_ASYNC_INDEX_REQS	xs:nonNegativeInteger	pool_failed_async_index_reqs - Failed index prefetch requests monitor element
POOL_FAILED_ASYNC_TEMP_COL_REQS	xs:nonNegativeInteger	pool_failed_async_temp_col_reqs - Failed column-organized temporary prefetch requests
POOL_FAILED_ASYNC_TEMP_DATA_REQS	xs:nonNegativeInteger	pool_failed_async_temp_data_reqs - Failed data prefetch requests for temporary table spaces monitor element

Table 156. Detailed metrics returned for MON_GET_SERVICE_SUBCLASS_DETAILS (continued)

Element Name	Data Type	Description or corresponding monitor element
POOL_FAILED_ASYNC_TEMP_INDEX_REQS	xs:nonNegativeInteger	pool_failed_async_temp_index_reqs - Failed index prefetch requests for temporary table spaces monitor element
POOL_FAILED_ASYNC_TEMP_XDA_REQS	xs:nonNegativeInteger	pool_failed_async_temp_xda_reqs - Failed XDA prefetch requests for temporary table spaces monitor element
POOL_FAILED_ASYNC_OTHER_REQS	xs:nonNegativeInteger	pool_failed_async_other_reqs - Failed non-prefetch requests monitor element
POOL_FAILED_ASYNC_XDA_REQS	xs:nonNegativeInteger	pool_failed_async_xda_reqs - Failed XDA prefetch requests monitor element
POOL_INDEX_GBP_INDEP_PAGES_FOUND_IN_LBP	xs:nonNegativeInteger	pool_index_gbp_indep_pages_found_in_lbp - Group buffer pool independent index pages found in local buffer pool monitor element
POOL_INDEX_GBP_INVALID_PAGES	xs:long	pool_index_gbp_invalid_pages - Group buffer pool invalid index pages monitor element
POOL_INDEX_GBP_L_READS	xs:long	pool_index_gbp_l_reads - Group buffer pool index logical reads monitor element
POOL_INDEX_GBP_P_READS	xs:long	pool_index_gbp_p_reads - Group buffer pool index physical reads monitor elements
POOL_INDEX_L_READS	xs:nonNegativeInteger	pool_index_l_reads - Buffer pool index logical reads
POOL_INDEX_LBP_PAGES_FOUND	xs:long	pool_index_lbp_pages_found - Local buffer pool index pages found monitor element
POOL_INDEX_P_READS	xs:nonNegativeInteger	pool_index_p_reads - Buffer pool index physical reads
POOL_INDEX_WRITES	xs:nonNegativeInteger	pool_index_writes - Buffer pool index writes
POOL_QUEUED_ASYNC_COL_REQS	xs:nonNegativeInteger	pool_queued_async_col_reqs - Column-organized prefetch requests
POOL_QUEUED_ASYNC_DATA_PAGES	xs:nonNegativeInteger	pool_queued_async_data_pages - Data pages prefetch requests monitor element
POOL_QUEUED_ASYNC_DATA_REQS	xs:nonNegativeInteger	pool_queued_async_data_reqs - Data prefetch requests monitor element
POOL_QUEUED_ASYNC_INDEX_REQS	xs:nonNegativeInteger	pool_queued_async_index_reqs - Index prefetch requests monitor element
POOL_QUEUED_ASYNC_COL_PAGES	xs:nonNegativeInteger	pool_queued_async_col_pages - Column-organized page prefetch requests
POOL_QUEUED_ASYNC_INDEX_PAGES	xs:nonNegativeInteger	pool_queued_async_index_pages - Index pages prefetch requests monitor element
POOL_QUEUED_ASYNC_TEMP_COL_PAGES	xs:nonNegativeInteger	pool_queued_async_temp_col_pages - Column-organized page temporary prefetch requests
POOL_QUEUED_ASYNC_TEMP_COL_REQS	xs:nonNegativeInteger	pool_queued_async_temp_col_reqs - Column-organized temporary prefetch requests

Table 156. Detailed metrics returned for MON_GET_SERVICE_SUBCLASS_DETAILS (continued)

Element Name	Data Type	Description or corresponding monitor element
POOL_QUEUED_ASYNC_TEMP_DATA_PAGES	xs:nonNegativeInteger	pool_queued_async_temp_data_pages - Data pages prefetch requests for temporary table spaces monitor element
POOL_QUEUED_ASYNC_TEMP_DATA_REQS	xs:nonNegativeInteger	pool_queued_async_temp_data_reqs - Data prefetch requests for temporary table spaces monitor element
POOL_QUEUED_ASYNC_TEMP_INDEX_PAGES	xs:nonNegativeInteger	pool_queued_async_temp_index_pages - Index pages prefetch requests for temporary table spaces monitor element
POOL_QUEUED_ASYNC_TEMP_INDEX_REQS	xs:nonNegativeInteger	pool_queued_async_temp_index_reqs - Index prefetch requests for temporary table spaces monitor element
POOL_QUEUED_ASYNC_TEMP_XDA_PAGES	xs:nonNegativeInteger	pool_queued_async_temp_xda_pages - XDA data pages prefetch requests for temporary table spaces monitor element
POOL_QUEUED_ASYNC_TEMP_XDA_REQS	xs:nonNegativeInteger	pool_queued_async_temp_xda_reqs - XDA data prefetch requests for temporary table spaces monitor element
POOL_QUEUED_ASYNC_OTHER_REQS	xs:nonNegativeInteger	pool_queued_async_other_reqs - Non-prefetch requests monitor element
POOL_QUEUED_ASYNC_XDA_PAGES	xs:long	pool_queued_async_xda_pages - XDA pages prefetch requests monitor element
POOL_QUEUED_ASYNC_XDA_REQS	xs:nonNegativeInteger	pool_queued_async_xda_reqs - XDA prefetch requests monitor element
POOL_READ_TIME	xs:nonNegativeInteger	pool_read_time - Total buffer pool physical read time
POOL_TEMP_COL_L_READS	xs:nonNegativeInteger	pool_temp_col_l_reads - Buffer pool column-organized temporary logical reads
POOL_TEMP_COL_P_READS	xs:nonNegativeInteger	pool_temp_col_p_reads - Buffer pool column-organized temporary physical reads
POOL_TEMP_DATA_L_READS	xs:nonNegativeInteger	pool_temp_data_l_reads - Buffer pool temporary data logical reads
POOL_TEMP_DATA_P_READS	xs:nonNegativeInteger	pool_temp_data_p_reads - Buffer pool temporary data physical reads
POOL_TEMP_INDEX_L_READS	xs:nonNegativeInteger	pool_temp_index_l_reads - Buffer pool temporary index logical reads
POOL_TEMP_INDEX_P_READS	xs:nonNegativeInteger	pool_temp_index_p_reads - Buffer pool temporary index physical reads
POOL_TEMP_XDA_L_READS	xs:nonNegativeInteger	pool_temp_xda_l_reads - Buffer pool temporary XDA data logical reads
POOL_TEMP_XDA_P_READS	xs:nonNegativeInteger	pool_temp_xda_p_reads - Buffer pool temporary XDA data physical reads
POOL_WRITE_TIME	xs:nonNegativeInteger	pool_write_time - Total buffer pool physical write time

Table 156. Detailed metrics returned for MON_GET_SERVICE_SUBCLASS_DETAILS (continued)

Element Name	Data Type	Description or corresponding monitor element
POOL_XDA_GBP_INDEP_PAGES_FOUND_IN_LBP	xs:nonNegativeInteger	pool_xda_gbp_indep_pages_found_in_lbp - Group buffer pool XDA independent pages found in local buffer pool monitor element
POOL_XDA_GBP_INVALID_PAGES	xs:nonNegativeInteger	pool_xda_gbp_invalid_pages - Group buffer pool invalid XDA data pages
POOL_XDA_GBP_L_READS	xs:nonNegativeInteger	pool_xda_gbp_l_reads - Group buffer pool XDA data logical read requests
POOL_XDA_GBP_P_READS	xs:nonNegativeInteger	pool_xda_gbp_p_reads - Group buffer pool XDA data physical read requests
POOL_XDA_L_READS	xs:nonNegativeInteger	pool_xda_l_reads - Buffer pool XDA data logical reads
POOL_XDA_LBP_PAGES_FOUND	xs:nonNegativeInteger	pool_xda_lbp_pages_found - Local buffer pool XDA data pages found
POOL_XDA_P_READS	xs:nonNegativeInteger	pool_xda_p_reads - Buffer pool XDA data physical reads
POOL_XDA_WRITES	xs:nonNegativeInteger	pool_xda_writes - Buffer pool XDA data writes
POST_SHRTHRESHOLD_HASH_JOINS	xs:long	post_shrthreshold_hash_joins - Post threshold hash joins monitor element
POST_SHRTHRESHOLD_SORTS	xs:nonNegativeInteger	post_shrthreshold_sorts - Post shared threshold sorts
POST_THRESHOLD_COL_VECTOR_CONSUMERS	xs:long	post_threshold_col_vector_consumers - Post threshold columnar_vector consumers
POST_THRESHOLD_HASH_GRPBYS	xs:long	post_threshold_hash_grpbys - Hash group by threshold
POST_THRESHOLD_HASH_JOINS	xs:long	post_threshold_hash_joins - Hash Join Threshold monitor element
POST_THRESHOLD_OLAP_FUNCS	xs:long	post_threshold_olap_funcs - OLAP function threshold monitor element
POST_THRESHOLD_PEAS	xs:long	post_threshold_peas - Partial early aggregation threshold
POST_THRESHOLD_PEDS	xs:long	post_threshold_peds - Partial early distincts threshold
PREFETCH_WAIT_TIME	xs:nonNegativeInteger	prefetch_wait_time - Time waited for prefetch
PREFETCH_WAITS	xs:nonNegativeInteger	prefetch_waits - Prefetcher wait count monitor element
FCM_TQ_SEND_WAITS_TOTAL	xs:nonNegativeInteger	fcm_tq_send_waits_total - Number of times spent waiting to send the next buffer monitor element
POST_THRESHOLD_SORTS	xs:long	post_threshold_sorts - Post threshold sorts
RECLAIM_WAIT_TIME	xs:long	reclaim_wait_time - Reclaim wait time monitor element
ROWS_DELETED	xs:long	rows_deleted - Rows deleted monitor element

Table 156. Detailed metrics returned for MON_GET_SERVICE_SUBCLASS_DETAILS (continued)

Element Name	Data Type	Description or corresponding monitor element
ROWS_INSERTED	xs:long	rows_inserted - Rows inserted monitor element
ROWS_MODIFIED	xs:nonNegativeInteger	rows_modified - Rows modified
ROWS_READ	xs:nonNegativeInteger	rows_read - Rows read
ROWS_RETURNED	xs:nonNegativeInteger	rows_returned - Rows returned
ROWS_UPDATED	xs:long	rows_updated - Rows updated monitor element
RQSTS_COMPLETED_TOTAL	xs:nonNegativeInteger	rqsts_completed_total - Total requests completed
SELECT_SQL_STMTS	xs:long	select_sql_stmts - Select SQL Statements Executed monitor element
SERVICE_CLASS_ID	xs:nonNegativeInteger	service_class_id - Service class ID
SERVICE_SUBCLASS_NAME	xs:string(128)	service_subclass_name - Service subclass name
SERVICE_SUPERCLASS_NAME	xs:string(128)	service_superclass_name - Service superclass name
SORT_HEAP_ALLOCATED	xs:long	sort_heap_allocated - Total Sort Heap Allocated
SORT_OVERFLOWS	xs:nonNegativeInteger	sort_overflows - Sort overflows
SORT_SHRHEAP_ALLOCATED	xs:long	sort_shrheap_allocated - Sort Share Heap Currently Allocated
SPACEMAPPAGE_RECLAIM_WAIT_TIME	xs:long	spacemappage_reclaim_wait_time - Space map page reclaim wait time monitor element
STATIC_SQL_STMTS	xs:long	static_sql_stmts - Static SQL Statements Attempted monitor element
TCPIP_RECV_VOLUME	xs:nonNegativeInteger	tcPIP_recv_volume - TCP/IP received volume
TCPIP_RECV_WAIT_TIME	xs:nonNegativeInteger	tcPIP_recv_wait_time - TCP/IP recv wait time
TCPIP_RECVS_TOTAL	xs:nonNegativeInteger	tcPIP_recvS_total - TCP/IP recvs total
TCPIP_SEND_VOLUME	xs:nonNegativeInteger	tcPIP_send_volume - TCP/IP send volume
TCPIP_SEND_WAIT_TIME	xs:nonNegativeInteger	tcPIP_send_wait_time - TCP/IP send wait time
TCPIP_SENDS_TOTAL	xs:nonNegativeInteger	tcPIP_sendS_total - TCP/IP sends total
THRESH_VIOLATIONS	xs:nonNegativeInteger	thresh_violations - Number of threshold violations

Table 156. Detailed metrics returned for MON_GET_SERVICE_SUBCLASS_DETAILS (continued)

Element Name	Data Type	Description or corresponding monitor element
TOTAL_ACT_TIME	xs:nonNegativeInteger	total_act_time - Total activity time
TOTAL_ACT_WAIT_TIME	xs:nonNegativeInteger	total_act_wait_time - Total activity wait time
TOTAL_APP_COMMITS	xs:nonNegativeInteger	total_app_commits - Total application commits
TOTAL_APP_ROLLBACKS	xs:nonNegativeInteger	total_app_rollback - Total application rollbacks
TOTAL_APP_RQST_TIME	xs:nonNegativeInteger	total_app_rqst_time - Total application request time
TOTAL_APP_SECTION_EXECUTIONS	xs:nonNegativeInteger	total_app_section_executions - Total section executions
TOTAL_BACKUP_PROC_TIME	xs:long	total_backup_proc_time - Total non-wait time for online backups
TOTAL_BACKUP_TIME	xs:long	total_backup_time - Total elapsed time for online backups
TOTAL_BACKUPS	xs:long	total_backups - Total backups
TOTAL_COL_EXECUTIONS	xs:nonNegativeInteger	total_col_executions - Total column-organized executions
TOTAL_COL_PROC_TIME	xs:nonNegativeInteger	total_col_proc_time - Total column-organized processing time
TOTAL_COL_SYNOPSIS_EXECUTIONS	xs:nonNegativeInteger	total_col_synopsis_executions - Total column-organized synopsis table executions monitor element
TOTAL_COL_SYNOPSIS_PROC_TIME	xs:nonNegativeInteger	total_col_synopsis_proc_time - Total column-organized synopsis table processing time monitor element
TOTAL_COL_SYNOPSIS_TIME	xs:nonNegativeInteger	total_col_synopsis_time - Total column-organized synopsis table time monitor element
TOTAL_COL_TIME	xs:nonNegativeInteger	total_col_time - Total column-organized time
TOTAL_COL_VECTOR_CONSUMERS	xs:long	total_col_vector_consumers - Total columnar_vector consumers
TOTAL_COMMIT_PROC_TIME	xs:nonNegativeInteger	total_commit_proc_time - Total commits processing time
TOTAL_COMMIT_TIME	xs:nonNegativeInteger	total_commit_time - Total commit time
TOTAL_COMPILATIONS	xs:nonNegativeInteger	total_compilations - Total compilations
TOTAL_COMPILE_PROC_TIME	xs:nonNegativeInteger	total_compile_proc_time - Total compile processing time
TOTAL_COMPILE_TIME	xs:nonNegativeInteger	total_compile_time - Total compile time

Table 156. Detailed metrics returned for MON_GET_SERVICE_SUBCLASS_DETAILS (continued)

Element Name	Data Type	Description or corresponding monitor element
TOTAL_CONNECT_AUTHENTICATIONS	xs:nonNegativeInteger	total_connect_authentications - Connections or switch user authentications performed
TOTAL_CONNECT_AUTHENTICATION_PROC_TIME	xs:nonNegativeInteger	total_connect_authentication_proc_time - Total connection authentication processing time
TOTAL_CONNECT_AUTHENTICATION_TIME	xs:nonNegativeInteger	total_connect_authentication_time - Total connection or switch user authentication request time
TOTAL_CONNECT_REQUEST_PROC_TIME	xs:nonNegativeInteger	total_connect_request_proc_time - Total connection or switch user request processing time
TOTAL_CONNECT_REQUEST_TIME	xs:nonNegativeInteger	total_connect_request_time - Total connection or switch user request time
TOTAL_CONNECT_REQUESTS	xs:nonNegativeInteger	total_connect_requests - Connection or switch user requests
TOTAL_CPU_TIME	xs:nonNegativeInteger	total_cpu_time - Total CPU time
TOTAL_DISP_RUN_QUEUE_TIME	xs:long	total_disp_run_queue_time - Total dispatcher run queue time
TOTAL_EXTENDED_LATCH_WAIT_TIME	xs:nonNegativeInteger	total_extended_latch_wait_time - Total extended latch wait time
TOTAL_EXTENDED_LATCH_WAITS	xs:nonNegativeInteger	total_extended_latch_waits - Total extended latch waits
TOTAL_HASH_GRPBY	xs:long	total_hash_grpbys - Total hash group by operations
TOTAL_HASH_JOINS	xs:long	total_hash_joins - Total Hash Joins monitor element
TOTAL_HASH_LOOPS	xs:long	total_hash_loops - Total Hash Loops monitor element
TOTAL_IMPLICIT_COMPILEMENTS	xs:nonNegativeInteger	total_implicit_compilations - Total implicit complications
TOTAL_IMPLICIT_COMPILE_PROC_TIME	xs:nonNegativeInteger	total_implicit_compile_proc_time - Total implicit compile processing time
TOTAL_IMPLICIT_COMPILE_TIME	xs:nonNegativeInteger	total_implicit_compile_time - Total implicit compile time
TOTAL_INDEX_BUILD_PROC_TIME	xs:long	total_index_build_proc_time - Total non-wait time spent building indexes due to index creation, recreation or rebuilding
TOTAL_INDEX_BUILD_TIME	xs:long	total_index_build_time - Total time spent building indexes due to index creation, recreation or rebuilding
TOTAL_INDEXES_BUILT	xs:long	total_indexes_built - Total number of indexes built
TOTAL_LOAD_PROC_TIME	xs:nonNegativeInteger	total_load_proc_time - Total load processing time
TOTAL_LOAD_TIME	xs:nonNegativeInteger	total_load_time - Total load time
TOTAL_LOADS	xs:nonNegativeInteger	total_loads - Total loads

Table 156. Detailed metrics returned for MON_GET_SERVICE_SUBCLASS_DETAILS (continued)

Element Name	Data Type	Description or corresponding monitor element
TOTAL_OLAP_FUNCS	xs:long	total_olap_funcs - Total OLAP Functions monitor element
TOTAL_PEAS	xs:long	total_peas - Total partial early aggregations
TOTAL_PEDS	xs:long	total_peds - Total partial early distincts
TOTAL_REORG_PROC_TIME	xs:nonNegativeInteger	total_reorg_proc_time - Total reorganization processing time
TOTAL_REORG_TIME	xs:nonNegativeInteger	total_reorg_time - Total reorganization time
TOTAL_REORGS	xs:nonNegativeInteger	total_reorgs - Total reorganizations
TOTAL_ROLLBACK_PROC_TIME	xs:nonNegativeInteger	total_rollback_proc_time - Total rollback processing time
TOTAL_ROLLBACK_TIME	xs:nonNegativeInteger	total_rollback_time - Total rollback time
TOTAL_ROUTINE_INVOCATIONS	xs:nonNegativeInteger	total_routine_invocations - Total routine invocations
TOTAL_ROUTINE_TIME	xs:nonNegativeInteger	total_routine_time - Total routine time
TOTAL_ROUTINE_USER_CODE_PROC_TIME	xs:nonNegativeInteger	total_routine_user_code_proc_time - Total routine user code processing time
TOTAL_ROUTINE_USER_CODE_TIME	xs:nonNegativeInteger	total_routine_user_code_time - Total routine user code time
TOTAL_RQST_MAPPED_IN	xs:nonNegativeInteger	total_rqst_mapped_in - Total request mapped-in
TOTAL_RQST_MAPPED_OUT	xs:nonNegativeInteger	total_rqst_mapped_out - Total request mapped-out
TOTAL_RQST_TIME	xs:nonNegativeInteger	total_rqst_time - Total request time
TOTAL_RUNSTATS	xs:nonNegativeInteger	total_runstats - Total runtime statistics
TOTAL_RUNSTATS_PROC_TIME	xs:nonNegativeInteger	total_runstats_proc_time - Total runtime statistics processing time
TOTAL_RUNSTATS_TIME	xs:nonNegativeInteger	total_runstats_time - Total runtime statistics
TOTAL_SECTION_PROC_TIME	xs:nonNegativeInteger	total_section_proc_time - Total section processing time
TOTAL_SECTION_SORT_PROC_TIME	xs:nonNegativeInteger	total_section_sort_proc_time - Total section sort processing time
TOTAL_SECTION_SORT_TIME	xs:nonNegativeInteger	total_section_sort_time - Total section sort time
TOTAL_SECTION_SORTS	xs:nonNegativeInteger	total_section_sorts - Total section sorts

Table 156. Detailed metrics returned for MON_GET_SERVICE_SUBCLASS_DETAILS (continued)

Element Name	Data Type	Description or corresponding monitor element
TOTAL_SECTION_TIME	xs:nonNegativeInteger	total_section_time - Total section time
TOTAL_SORTS	xs:nonNegativeInteger	total_sorts - Total Sorts
TOTAL_STATS_FABRICATION_PROC_TIME	xs:nonNegativeInteger	total_stats_fabrication_proc_time - Total statistics fabrication processing time
TOTAL_STATS_FABRICATION_TIME	xs:nonNegativeInteger	total_stats_fabrication_time - Total statistics fabrication time
TOTAL_STATS_FABRICATIONS	xs:nonNegativeInteger	total_stats_fabrications - Total statistics fabrications
TOTAL_SYNC_RUNSTATS	xs:nonNegativeInteger	total_sync_runstats - Total synchronous RUNSTATS activities
TOTAL_SYNC_RUNSTATS_PROC_TIME	xs:nonNegativeInteger	total_sync_runstats_proc_time - Total synchronous RUNSTATS processing time
TOTAL_SYNC_RUNSTATS_TIME	xs:nonNegativeInteger	total_sync_runstats_time - Total synchronous RUNSTATS time
TOTAL_WAIT_TIME	xs:nonNegativeInteger	total_wait_time - Total wait time
TQ_SORT_HEAP_REJECTIONS	xs:long	tq_sort_heap_rejections - Table queue sort heap rejections
TQ_SORT_HEAP_REQUESTS	xs:long	tq_sort_heap_requests - Table queue sort heap requests
TQ_TOT_SEND_SPILLS	xs:nonNegativeInteger	tq_tot_send_spills - Total number of table queue buffers overflowed
UID_SQL_STMTS	xs:long	uid_sql_stmts - Update/Insert/Delete SQL Statements Executed monitor element
WLM_QUEUE_ASSIGNMENTS_TOTAL	xs:nonNegativeInteger	wlm_queue_assignments_total - Workload manager total queue assignments
WLM_QUEUE_TIME_TOTAL	xs:nonNegativeInteger	wlm_queue_time_total - Workload manager total queue time
XQUERY_STMTS	xs:long	xquery_stmts - XQuery Statements Attempted monitor element
LOW_PRIORITY_ACT_TOTAL	xs:long	low_priority_act_total – Total number of low priority activities monitor element
MEDIUM_PRIORITY_ACT_TOTAL	xs:long	medium_priority_act_total – Total number of medium priority activities monitor element
HIGH_PRIORITY_ACT_TOTAL	xs:long	high_priority_act_total – Total number of high priority activities monitor element
CRITICAL_PRIORITY_ACT_TOTAL	xs:long	critical_priority_act_total – Total number of critical priority activities monitor element

Table 156. Detailed metrics returned for MON_GET_SERVICE_SUBCLASS_DETAILS (continued)

Element Name	Data Type	Description or corresponding monitor element
SESSION_PRIORITY	xs:string(10)	session_priority - Session priority monitor element elementsession_priority - Session priority monitor element

Usage notes

The metrics returned by the MON_GET_SERVICE_SUBCLASS_DETAILS table function represent the accumulation of all metrics for requests that have executed under the indicated service subclass. This function is similar to the MON_GET_SERVICE_SUBCLASS table function:

- The MON_GET_SERVICE_SUBCLASS table function returns the most commonly used metrics in a column based format and is the most performance efficient method of retrieving metrics.
- The MON_GET_SERVICE_SUBCLASS_DETAILS table function returns the entire set of available metrics in an XML document format, which provides maximum flexibility for formatting output. The XML-based output can be parsed directly by an XML parser, or it can be converted to relational format by the XMLTABLE function (see the example).

Metrics are rolled up to a service class on unit of work boundaries, and periodically during the execution of requests. Therefore, the values reported by this table function reflect the current state of the system at the time of the most recent rollup. Metrics are strictly increasing in value. To determine the value of a given metric for an interval of time, use the MON_GET_SERVICE_SUBCLASS_DETAILS table function to query the metric at the start and end of the interval, and compute the difference.

Request metrics are controlled through the COLLECT REQUEST METRICS clause on service superclasses, and the **mon_req_metrics** database configuration parameter at the database level. Metrics are only collected for a request if the request is processed by an agent in a service subclass whose parent service superclass has request metrics enabled, or if request metrics collection is enabled for the entire database. By default request metrics are enabled at the database level. If request metrics are disabled at the database level and for a service superclass, the metrics reported for each connection mapped to that service superclass stop increasing (or remain at 0 if request metrics were disabled at database activation time).

The MON_GET_SERVICE_SUBCLASS_DETAILS table function returns one row of data per service subclass and per member. No aggregation across service classes (on a member), or across members (for a service class or more), is performed. However, aggregation can be achieved through SQL queries (see the example). The input parameters have the effect of being ANDed together. Therefore, if you specify conflicting input parameters (for example, a superclass name SUPA and subclass name SUBB that is not a subclass of SUPA), no rows are returned.

In the data returned by this function that describe the default subclass SYSDEFAULTSUBCLASS under the superclass SYSDEFAULTSYSTEMCLASS, all metrics have a value of 0.

Tip: A request might execute in more than one service subclass. For example, this situation might occur if a request is mapped from one service subclass to another by using a Workload Manager (WLM) threshold with a REMAP ACTIVITY action. Although the time spent metrics are updated for each service subclass under which the request executes, the request counters are incremented for the service subclass where the request completed. Therefore, you should not analyze the averages of request times for a single subclass. All subclasses to which an activity can be mapped must be analyzed in conjunction with one another. For example, if a threshold exists that can map activities from service subclass A to service subclass B, then when you compute averages of requests, you should aggregate the counters and metrics for service subclasses A and B, and compute the averages using the aggregates.

Note that the metrics from background EDUs such as prefetchers and page cleaners are not rolled up to service classes.

The schema for the XML document that is returned in the DETAILS column is available in the file `sql1lib/misc/DB2MonRoutines.xsd`. Further details can be found in the file `sql1lib/misc/DB2MonCommon.xsd`.

Example

Display the total CPU time used and total number of requests processed for each service superclass, ordered by CPU usage in relational format (using XMLTABLE).

```
SELECT varchar(scmetrics.service_superclass_name,30) as service_superclass,
       sum(detmetrics.total_cpu_time) as total_cpu,
       sum(detmetrics.app_rqsts_completed_total) as total_rqsts
FROM TABLE(MON_GET_SERVICE_SUBCLASS_DETAILS('','",-2)) AS SCMETRICS,
XMLTABLE (XMLNAMESPACES( DEFAULT 'http://www.ibm.com/xmlns/prod/db2/mon'),
         '$detmetric/db2_service_subclass'
         PASSING XMLPARSE(DOCUMENT SCMETRICS.DETAILS)
         as "detmetric"
COLUMNS "TOTAL_CPU_TIME" INTEGER PATH 'system_metrics/total_cpu_time',
         "APP_RQSTS_COMPLETED_TOTAL" INTEGER PATH
         'system_metrics/app_rqsts_completed_total')
AS DETMETRICS
GROUP BY service_superclass_name
ORDER BY total_cpu desc
```

The following is an example of output from this query.

SERVICE_SUPERCLASS	TOTAL_CPU	TOTAL_RQSTS
SYSDEFAULTUSERCLASS	2428188	26
SYSDEFAULTMAINTENANCECLASS	0	0
SYSDEFAULTSYSTEMCLASS	0	0

3 record(s) selected.

MON_GET_SERVICE_SUBCLASS_STATS table function - Return statistics of service subclasses

The MON_GET_SERVICE_SUBCLASS_STATS function returns basic statistics for one or more service subclasses.

Authorization

One of the following authorizations is required:

- EXECUTE privilege on the routine
- DATAACCESS authority
- DBADM authority
- SQLADM authority
- WLMADM authority

Default PUBLIC privilege

None

Syntax

```
► MON_GET_SERVICE_SUBCLASS_STATS ( (— service_superclass_name — , ►
    ► — service_subclass_name — , — member — ) ►◄
```

The schema is SYSPROC.

Routine parameters

service_superclass_name

An input argument of type VARCHAR(128) that specifies the name of a service superclass in the currently connected database. If the argument is null or an empty string, the data is retrieved for all of the superclasses in the database.

service_subclass_name

An input argument of type VARCHAR(128) that specifies the name of a service subclass in the currently connected database. If the argument is null or an empty string, the data is retrieved for all of the subclasses in the database.

member

An input argument of type INTEGER that specifies a valid member number in the same instance as the currently connected database. Specify -1 for the current member, or -2 for all active database members. If the null value is specified, -1 is set implicitly.

Information returned

<i>Table 157. Information returned by the MON_GET_SERVICE_SUBCLASS_STATS routine</i>		
Column name	Data type	Description
SERVICE_SUPERCLASS_NAME	VARCHAR(128)	service_superclass_name - Service superclass name monitor element
SERVICE_SUBCLASS_NAME	VARCHAR(128)	service_subclass_name - Service subclass name monitor element
DBPARTITIONNUM	SMALLINT	dbpartitionnum - Database partition number monitor element
LAST_RESET	TIMESTAMP	last_reset - Last Reset Timestamp monitor element
COORD_ACT_COMPLETED_TOTAL	BIGINT	coord_act_completed_total - Coordinator activities completed total monitor element
COORD_ACT_ABORTED_TOTAL	BIGINT	coord_act_aborted_total - Coordinator activities aborted total monitor element
COORD_ACT_REJECTED_TOTAL	BIGINT	coord_act_rejected_total - Coordinator activities rejected total monitor element
CONCURRENT_ACT_TOP	INTEGER	concurrent_act_top - Concurrent activity top monitor element
COORD_ACT_LIFETIME_TOP	BIGINT	coord_act_lifetime_top - Coordinator activity lifetime top monitor element
COORD_ACT_LIFETIME_AVG	DOUBLE	coord_act_lifetime_avg - Coordinator activity lifetime average monitor element
COORD_ACT_LIFETIME_STDDEV	DOUBLE	Standard deviation of lifetime for coordinator activities at nesting level 0 that were associated with this service subclass since the last reset. If the COLLECT AGGREGATE ACTIVITY DATA parameter of the service class is set to NONE, the value of the column is null. Units are milliseconds. This standard deviation is computed from the coordinator activity lifetime histogram and may be inaccurate if the histogram is not correctly sized to fit the data. The value of -1 is returned if any values fall into the last histogram bin.

Table 157. Information returned by the MON_GET_SERVICE_SUBCLASS_STATS routine (continued)

Column name	Data type	Description
COORD_ACT_EXEC_TIME_AVG	DOUBLE	coord_act_exec_time_avg - Coordinator activities execution time average monitor element
COORD_ACT_EXEC_TIME_STDDEV	DOUBLE	Standard deviation of the execution times for coordinator activities at nesting level 0 that were associated with this service subclass since the last reset. Units are milliseconds. This standard deviation is computed from the coordinator activity executetime histogram and may be inaccurate if the histogram is not correctly sized to fit the data. The value of -1 is returned if any values fall into the last histogram bin.
COORD_ACT_QUEUE_TIME_AVG	DOUBLE	coord_act_queue_time_avg - Coordinator activity queue time average monitor element
COORD_ACT_QUEUE_TIME_STDDEV	DOUBLE	Standard deviation of the queue time for coordinator activities at nesting level 0 that were associated with this service subclass since the last reset. If the COLLECT AGGREGATE ACTIVITY DATA parameter of the service class is set to NONE, the value of the column is null. Units are milliseconds. This standard deviation is computed from the coordinator activity queue time histogram and may be inaccurate if the histogram is not correctly sized to fit the data. The value of -1 is returned if any values fall into the last histogram bin.
NUM_REQUESTS_ACTIVE	BIGINT	Number of requests that are running in the service subclass at the time that this table function is running.
NUM_REQUESTS_TOTAL	BIGINT	Number of requests that finished running in this service subclass since the last reset. This finished state applies to any request regardless of its membership in an activity. If the COLLECT AGGREGATE ACTIVITY DATA parameter of the service class is set to NONE, the value of the column is null. The NUM_REQUESTS_TOTAL value of a service subclass is unaffected by requests that pass through the service subclass but are not completed in it.
REQUEST_EXEC_TIME_AVG	DOUBLE	request_exec_time_avg - Request execution time average monitor element

Table 157. Information returned by the MON_GET_SERVICE_SUBCLASS_STATS routine (continued)

Column name	Data type	Description
REQUEST_EXEC_TIME_STDDEV	DOUBLE	<p>Standard deviation of the execution times for requests that were associated with this service subclass since the last reset. Units are milliseconds. If the COLLECT AGGREGATE REQUEST DATA parameter of the service class is set to NONE, the value of this column is NULL.</p> <p>This standard deviation is computed from the request executetime histogram and may be inaccurate if the histogram is not correctly sized to fit the data. The value of -1 is returned if any values fall into the last histogram bin.</p> <p>The execution time standard deviation of a service subclass is unaffected by requests that pass through the subclass but were not completed in it.</p>
REQUEST_EXEC_TIME_TOTAL	BIGINT	<p>Sum of the execution times for requests that were associated with this service subclass since the last reset. Units are milliseconds. If the COLLECT AGGREGATE REQUEST DATA parameter of the service class is set to NONE, the value of this column is NULL.</p> <p>This total is computed from the request execution time histogram and may be inaccurate if the histogram is not correctly sized to fit the data. The value of -1 is returned if any values fall into the last histogram bin.</p> <p>The execution time total of a service subclass is unaffected by requests that pass through the subclass but are not completed in it.</p>
ACT_REMAPPED_IN	BIGINT	act_remapped_in - Activities remapped in monitor element
ACT_REMAPPED_OUT	BIGINT	act_remapped_out - Activities remapped out monitor element
CONCURRENT_WLO_TOP	INTEGER	concurrent_wlo_top - Concurrent workload occurrences top monitor element
UOW_TOTAL_TIME_TOP	BIGINT	uow_total_time_top - UOW total time top monitor element
UOW_THROUGHPUT	DOUBLE	<p>uow_throughput - Unit of work throughput monitor element</p> <p>The unit of work throughput since the last reset of the statistics.</p>

Table 157. Information returned by the MON_GET_SERVICE_SUBCLASS_STATS routine (continued)

Column name	Data type	Description
UOW_LIFETIME_AVG	DOUBLE	uow_lifetime_avg - Unit of work lifetime average monitor element
UOW_COMPLETED_TOTAL	BIGINT	uow_completed_total - Total completed units of work monitor element
TOTAL_CPU_TIME	BIGINT	total_cpu_time - Total CPU time monitor element
TOTAL_DISP_RUN_QUEUE_TIME	BIGINT	total_disp_run_queue_time - Total dispatcher run queue time monitor element
ACT_THROUGHPUT	DOUBLE	act_throughput - Activity throughput monitor element
CPU_UTILIZATION	DOUBLE	cpu_utilization - CPU utilization monitor element
APP_ACT_COMPLETED_TOTAL	BIGINT	app_act_completed_total - Total successful external coordinator activities monitor element
APP_ACT_ABORTED_TOTAL	BIGINT	app_act_aborted_total - Total failed external coordinator activities monitor element
APP_ACT_REJECTED_TOTAL	BIGINT	app_act_rejected_total - Total rejected external coordinator activities monitor element
MEMBER	SMALLINT	member - Database member monitor element
ACTIVE_HASH_GRPBYS_TOP	BIGINT	active_hash_grpbys_top - Active hash Group By operations high watermark
ACTIVE_HASH_JOINS_TOP	BIGINT	active_hash_joins_top - Active hash joins operations high watermark
ACTIVE_OLAP_FUNCS_TOP	BIGINT	active_olap_funcs_top - Active OLAP functions operations high watermark
ACTIVE_PEAS_TOP	BIGINT	active_peas_top - Active partial early aggregations operations high watermark
ACTIVE_PEDS_TOP	BIGINT	active_peds_top - Active partial early distinct operations high watermark
ACTIVE_SORT_CONSUMERS_TOP	BIGINT	active_sort_consumers_top - Active sort consumers high watermark
ACTIVE_SORTS_TOP	BIGINT	active_sorts_top - Active Sorts high watermark
ACTIVE_COL_VECTOR_CONSUMERS_TOP	BIGINT	active_col_vector_consumers_top - Active columnar_vector consumers high watermark

Table 157. Information returned by the MON_GET_SERVICE_SUBCLASS_STATS routine (continued)

Column name	Data type	Description
SORT_CONSUMER_HEAP_TOP	BIGINT	sort_consumer_heap_top - Individual private sort heap consumer high watermark
SORT_CONSUMER_SHRHEAP_TOP	BIGINT	sort_consumer_shrheap_top - Individual shared sort heap consumer high watermark
SORT_HEAP_TOP	BIGINT	sort_heap_top - Sort private heap high watermark
SORT_SHRHEAP_TOP	BIGINT	sort_shrheap_top - Sort share heap high watermark
RESOURCE_SHARES	BIGINT	resource_shares - The defined resource shares for this subclass.
RESOURCE_SHARE_TYPE	VARCHAR(4)	resource_share_type - The resource shares type for this subclass.
RESOURCE_ENTITLEMENT	DOUBLE	resource_share_type - The resource shares type for this subclass.
EFF_PARALLELISM_TOP	BIGINT	eff_parallelism_top - The top effective parallelism
EFF_PARALLELISM_AVG	DOUBLE	eff_parallelism_avg - The average effective parallelism
ACTUAL_PARALLELISM_TOP	BIGINT	actual_parallelism_top - The actual parallelism peak
ACTUAL_PARALLELISM_AVG	DOUBLE	actual_parallelism_top - The actual parallelism average.
AGENT_LOAD_TRGT_UTILIZATION_TOP	DOUBLE	agent_load_trgt_utilization_top - The agent load utilization peak.
AGENT_LOAD_TRGT_UTILIZATION_AVG	DOUBLE	agent_load_trgt_utilization_avg - The agent load utilization average.
CPU_ENTITLEMENT	DOUBLE	cpu_entitlement - The CPU entitlement percentage.
CPU_SHARE_TYPE	VARCHAR(4)	cpu_share_type - The CPU share type.
ACT_CPU_TIME_TOP	BIGINT	act_cpu_time_top - The activity CPU time.
ACT_ROWS_READ_TOP	BIGINT	act_rows_read_top - The peak number of rows read by activities.
COORD_ACT_EST_COST_AVG	DOUBLE	coord_act_est_cost_avg - The coordinator activity estimated cost average.
COORD_ACT_EST_COST_STDDEV	DOUBLE	coord_act_est_cost_stddev - The coordinator activity estimated cost standard deviation.
COORD_ACT_INTERARRIVAL_TIME_AVG	DOUBLE	coord_act_interarrival_time_avg - The coordinator activity arrival time average.

Table 157. Information returned by the MON_GET_SERVICE_SUBCLASS_STATS routine (continued)

Column name	Data type	Description
COORD_ACT_INTERARRIVAL_TIME_STDDEV	DOUBLE	coord_act_interarrival_time_stddev - The coordinator activity inter-arrival time standard deviation.
COST_ESTIMATE_TOP	BIGINT	cost_estimate_top - The peak estimated cost of DML activities.
ROWS_RETURNED_TOP	BIGINT	cost_estimate_top - The peak actual rows returned by DML activities.
TEMP_TABLESPACE_TOP	BIGINT	temp_tablespace_top - The peak value for temporary table space usage of DML activities.
AGG_TEMP_TABLESPACE_TOP	BIGINT	agg_temp_tablespace_top - The peak aggregate temporary table space usage of DML activities.
SERVICE_CLASS_ID	INTEGER	service_class_id - The unique ID of a service subclass.
ACT_TOP	BIGINT	act_top - The activity peak for the service subclass.
SORT_SHRHEAP_AVG	DOUBLE	sort_shrheap_avg - The average amount of used sort shared heap
SORT_SHRHEAP_UTILIZATION_AVG	DOUBLE	sort_shrheap_utilization_avg - The average sort shared heap utilization
SORT_SHRHEAP_UTILIZATION_TOP	DOUBLE	sort_shrheap_utilization_top - The peak sort shared heap utilization
CONCURRENT_CONNECTION_TOP	BIGINT	concurrent_connection_top - The peak concurrent connections for the service subclass.
AGENT_LOAD_TRGT_DEMAND_TOP	DOUBLE	agent_load_trgt_demand_top - Peak estimated agent load target demand monitor elementagent_load_trgt_demand_top - Peak estimated agent load target demand monitor element
AGENT_LOAD_TRGT_DEMAND_AVG	DOUBLE	agent_load_trgt_demand_avg - Average estimated agent load target demand monitor elementagent_load_trgt_demand_avg - Average estimated agent load target demand monitor element

Table 157. Information returned by the MON_GET_SERVICE_SUBCLASS_STATS routine (continued)

Column name	Data type	Description
SORT_SHRHEAP_DEMAND_TOP	DOUBLE	<p><u>sort_shrheap_demand_top</u> - Peak estimated sort memory demand monitor element</p> <p>sort_shrheap_demand_top - Peak estimated sort memory demand monitor element</p> <p>sort_shrheap_demand_top - Peak estimated sort memory demand monitor element</p>
SORT_SHRHEAP_DEMAND_AVG	DOUBLE	<p><u>sort_shrheap_demand_avg</u> - Average estimated sort memory demand monitor element</p> <p>sort_shrheap_demand_avg - Average estimated sort memory demand monitor element</p>
ADM_RUNNING_ACT_LOAD	DOUBLE	<p><u>adm_running_act_load</u> - Load of running activities controlled by adaptive workload management monitor element</p> <p>sort_shrheap_demand_avg - Load of running activities controlled by adaptive workload management monitor element</p>
ADM_QUEUED_ACT_LOAD	DOUBLE	<p><u>adm_queued_act_load</u> - Load of queued activities controlled by the adaptive workload management monitor element</p> <p>adm_queued_act_load - Load of running activities controlled by adaptive workload management monitor element</p>
ADM_BYPASSED_ACT_LOAD	DOUBLE	<p><u>adm_bypassed_act_load</u> - Load of activities that bypass the adaptive workload manager monitor element</p> <p>adm_bypassed_act_load - Load of activities that bypass the adaptive workload manager monitor element</p>
ADM_RUNNING_ACT_TIME	BIGINT	<p><u>adm_running_act_time</u> - Total time spent running activities controlled by the adaptive workload manager monitor element</p> <p>adm_running_act_time - Total time spent running activities controlled by the adaptive workload manager monitor element</p>
ADM_QUEUED_ACT_TIME	BIGINT	<p><u>adm_queued_act_time</u> - Total time spent queued activities controlled by adaptive workload manager monitor element</p> <p>adm_queued_act_time - Total time spent queued activities controlled by adaptive workload manager monitor element</p>

Table 157. Information returned by the MON_GET_SERVICE_SUBCLASS_STATS routine (continued)

Column name	Data type	Description
ADM_BYPASSED_ACT_TIME	BIGINT	<p>adm_bypassed_act_time - Total time spent running activities that bypass adaptive workload manager monitor element</p> <p>adm_bypassed_act_time - Total time spent running activities that bypass adaptive workload manager monitor element</p>

Usage notes

Some statistics are returned only if you set the COLLECT AGGREGATE ACTIVITY DATA and COLLECT AGGREGATE REQUEST DATA parameters for the corresponding service subclass to a value other than NONE.

The MON_GET_SERVICE_SUBCLASS_STATS table function returns one row of data per service subclass and per member. The function does not aggregate data across service classes (on a partition) or across partitions (for one or more service classes). However, you can use SQL queries to aggregate data.

The parameters are assessed in conjunction with each other. If you specify conflicting input parameters, no rows are returned. For example, if you specify a superclass named SUPA and a subclass named SUBB (where SUBB is not a subclass of SUPA), no rows are returned.

Examples

Example 1: Because every activity must be mapped to a database service class before being run, you can monitor the global state of the system by using the service class statistics table functions and querying all of the service classes on all members. In the following example, a null value is passed for *service_superclass_name* and *service_subclass_name* to return statistics for all service classes, and the value -2 is specified for *member* to return statistics for all members:

```
SELECT SUBSTR(SERVICE_SUPERCLASS_NAME,1,19) AS SUPERCLASS_NAME,
       SUBSTR(SERVICE_SUBCLASS_NAME,1,18) AS SUBCLASS_NAME,
       SUBSTR(CHAR(MEMBER),1,4) AS MEMB,
       CAST(COORD_ACT_LIFETIME_AVG / 1000 AS DECIMAL(9,3))
       AS AVGLIFETIME,
       CAST(COORD_ACT_LIFETIME_STDDEV / 1000 AS DECIMAL(9,3))
       AS STDDEVLIFETIME,
       SUBSTR(CAST(LAST_RESET AS VARCHAR(30)),1,16) AS LAST_RESET
FROM TABLE(MON_GET_SERVICE_SUBCLASS_STATS(CAST(NULL AS VARCHAR(128)),
      CAST(NULL AS VARCHAR(128)), -2)) AS SCSTATS
ORDER BY SUPERCLASS_NAME, SUBCLASS_NAME, MEMB
```

The statement returns service class statistics such as average activity lifetime and standard deviation in seconds, as shown in the following sample output:

```
SUPERCLASS_NAME  SUBCLASS_NAME  MEMB ...
-----
SYSDEFAULTUSERCLASS  SYSDEFAULTSUBCLASS  0    ...
SYSDEFAULTUSERCLASS  SYSDEFAULTSUBCLASS  1    ...
SYSDEFAULTUSERCLASS  SYSDEFAULTSUBCLASS  2    ...
SYSDEFAULTUSERCLASS  SYSDEFAULTSUBCLASS  3    ...

... AVGLIFETIME  STDDEVLIFETIME  LAST_RESET
... -----
...      691.242      34.322  2006-07-24-11.44
...      644.740      22.124  2006-07-24-11.44
...      612.431      43.347  2006-07-24-11.44
...      593.451      28.329  2006-07-24-11.44
```

Example 2: The same table function can also give the highest value for average concurrency of coordinator activities running in the service class on each member:

```
SELECT SUBSTR(SERVICE_SUPERCLASS_NAME,1,19) AS SUPERCLASS_NAME,
       SUBSTR(SERVICE_SUBCLASS_NAME,1,18) AS SUBCLASS_NAME,
       SUBSTR(CHAR(MEMBER),1,4) AS MEMB,
       CONCURRENT_ACT_TOP AS ACTTOP,
       CONCURRENT_WLO_TOP AS CONNTOP
FROM TABLE(MON_GET_SERVICE_SUBCLASS_STATS(CAST(NULL AS VARCHAR(128)),
      CAST(NULL AS VARCHAR(128)), -2)) AS SCSTATS
ORDER BY SUPERCLASS_NAME, SUBCLASS_NAME, MEMB
```

Sample output is as follows:

SUPERCLASS_NAME	SUBCLASS_NAME	MEMB	ACTTOP	CONNTOP
SYSDEFAULTUSERCLASS	SYSDEFAULTSUBCLASS	0	10	7
SYSDEFAULTUSERCLASS	SYSDEFAULTSUBCLASS	1	0	0
SYSDEFAULTUSERCLASS	SYSDEFAULTSUBCLASS	2	0	0
SYSDEFAULTUSERCLASS	SYSDEFAULTSUBCLASS	3	0	0

By checking the average execution times and numbers of activities in the output of this table function, you can get a good high-level view of the load on each member for a specific database. Any significant variations in the high-level gauges returned by this table function might indicate a change in the load on the system.

Example 3: If an activity uses thresholds with REMAP ACTIVITY TO actions, the activity might spend time in more than one service class during its lifetime. You can determine how many activities have passed through a set of service classes by looking at the ACT_REMAPPED_IN and ACT_REMAPPED_OUT columns, as shown in the following example:

```
SELECT SUBSTR(SERVICE_SUPERCLASS_NAME,1,19) AS SUPERCLASS_NAME,
       SUBSTR(SERVICE_SUBCLASS_NAME,1,18) AS SUBCLASS_NAME,
       ACT_REMAPPED_IN AS MAPPED_IN,
       ACT_REMAPPED_OUT AS MAPPED_OUT
FROM TABLE(MON_GET_SERVICE_SUBCLASS_STATS(CAST(NULL AS VARCHAR(128)),
      CAST(NULL AS VARCHAR(128)), -2)) AS SCSTATS
ORDER BY SUPERCLASS_NAME, SUBCLASS_NAME
```

Sample output is as follows:

SUPERCLASS_NAME	SUBCLASS_NAME	MAPPED_IN	MAPPED_OUT
SYSDEFAULTUSERCLASS	SYSDEFAULTSUBCLASS	0	0
SUPERCLASS1	SYSDEFAULTSUBCLASS	0	0
SUPERCLASS1	SUBCLASS1	0	7
SUPERCLASS1	SUBCLASS2	7	0

MON_GET_SERVICE_SUPERCLASS table function - Get service superclass metrics

The MON_GET_SERVICE_SUPERCLASS table function returns metrics for one or more service superclasses.

Authorization

One of the following authorities is required to execute the routine:

- EXECUTE privilege on the routine
- DATAACCESS authority
- DBADM authority
- SQLADM authority

Default PUBLIC privilege

None

Syntax

►► MON_GET_SERVICE_SUPERCLASS — (— *service_superclass_name* — , — *member* —) ►►

The schema is SYSPROC.

Routine parameters

service_superclass_name

An input argument of type VARCHAR(128) that specifies a valid service superclass name in the currently connected database when calling this function. If the argument is null or an empty string, metrics are retrieved for all the superclasses in the database.

member

An input argument of type INTEGER that specifies a valid member in the same instance as the currently connected database when calling this function. Specify -1 for the current database member, or -2 for all active database members. If the null value is specified, -1 is set implicitly.

Information returned

Column Name	Data Type	Description
SERVICE_SUPERCLASS_NAME	VARCHAR(128)	service_superclass_name - Service superclass name monitor element
SERVICE_CLASS_ID	INTEGER	service_class_id - Service class ID monitor element
MEMBER	SMALLINT	member - Database member monitor element
ACT_ABORTED_TOTAL	BIGINT	act_aborted_total - Total aborted activities monitor element
ACT_COMPLETED_TOTAL	BIGINT	act_completed_total - Total completed activities monitor element
ACT_REJECTED_TOTAL	BIGINT	act_rejected_total - Total rejected activities monitor element
AGENT_WAIT_TIME	BIGINT	agent_wait_time - Agent wait time monitor element
AGENT_WAITS_TOTAL	BIGINT	agent_waits_total - Total agent waits monitor element
POOL_DATA_L_READS	BIGINT	pool_data_l_reads - Buffer pool data logical reads monitor element
POOL_INDEX_L_READS	BIGINT	pool_index_l_reads - Buffer pool index logical reads monitor element
POOL_TEMP_DATA_L_READS	BIGINT	pool_temp_data_l_reads - Buffer pool temporary data logical reads monitor element
POOL_TEMP_INDEX_L_READS	BIGINT	pool_temp_index_l_reads - Buffer pool temporary index logical reads monitor element
POOL_TEMP_XDA_L_READS	BIGINT	pool_temp_xda_l_reads - Buffer pool temporary XDA data logical reads monitor element
POOL_XDA_L_READS	BIGINT	pool_xda_l_reads - Buffer pool XDA data logical reads monitor element

Table 158. Information returned for MON_GET_SERVICE_SUPERCLASS (continued)

Column Name	Data Type	Description
POOL_DATA_P_READS	BIGINT	pool_data_p_reads - Buffer pool data physical reads monitor element
POOL_INDEX_P_READS	BIGINT	pool_index_p_reads - Buffer pool index physical reads monitor element
POOL_TEMP_DATA_P_READS	BIGINT	pool_temp_data_p_reads - Buffer pool temporary data physical reads monitor element
POOL_TEMP_INDEX_P_READS	BIGINT	pool_temp_index_p_reads - Buffer pool temporary index physical reads monitor element
POOL_TEMP_XDA_P_READS	BIGINT	pool_temp_xda_p_reads - Buffer pool temporary XDA data physical reads monitor element
POOL_XDA_P_READS	BIGINT	pool_xda_p_reads - Buffer pool XDA data physical reads monitor element
POOL_DATA_WRITES	BIGINT	pool_data_writes - Buffer pool data writes monitor element
POOL_INDEX_WRITES	BIGINT	pool_index_writes - Buffer pool index writes monitor element
POOL_XDA_WRITES	BIGINT	pool_xda_writes - Buffer pool XDA data writes monitor element
POOL_READ_TIME	BIGINT	pool_read_time - Total buffer pool physical read time monitor element
POOL_WRITE_TIME	BIGINT	pool_write_time - Total buffer pool physical write time monitor element
CLIENT_IDLE_WAIT_TIME	BIGINT	client_idle_wait_time - Client idle wait time monitor element
DEADLOCKS	BIGINT	deadlocks - Deadlocks detected monitor element
DIRECT_READS	BIGINT	direct_reads - Direct reads from database monitor element
DIRECT_READ_TIME	BIGINT	direct_read_time - Direct read time monitor element
DIRECT_WRITES	BIGINT	direct_writes - Direct writes to database monitor element
DIRECT_WRITE_TIME	BIGINT	direct_write_time - Direct write time monitor element
DIRECT_READ_REQS	BIGINT	direct_read_reqs - Direct read requests monitor element
DIRECT_WRITE_REQS	BIGINT	direct_write_reqs - Direct write requests monitor element
FCM_RECV_VOLUME	BIGINT	fcm_recv_volume - FCM received volume monitor element
FCM_RECVS_TOTAL	BIGINT	fcm_recvs_total - FCM receives total monitor element

Table 158. Information returned for MON_GET_SERVICE_SUPERCLASS (continued)

Column Name	Data Type	Description
FCM_SEND_VOLUME	BIGINT	fcm_send_volume - FCM send volume monitor element
FCM_SENDS_TOTAL	BIGINT	fcm_sends_total - FCM sends total monitor element
FCM_RECV_WAIT_TIME	BIGINT	fcm_recv_wait_time - FCM received wait time monitor element
FCM_SEND_WAIT_TIME	BIGINT	fcm_send_wait_time - FCM send wait time monitor element
IPC_RECV_VOLUME	BIGINT	ipc_recv_volume - Interprocess communication received volume monitor element
IPC_RECV_WAIT_TIME	BIGINT	ipc_recv_wait_time - Interprocess communication received wait time monitor element
IPC_RECVS_TOTAL	BIGINT	ipc_recvs_total - Interprocess communication receives total monitor element
IPC_SEND_VOLUME	BIGINT	ipc_send_volume - Interprocess communication send volume monitor element
IPC_SEND_WAIT_TIME	BIGINT	ipc_send_wait_time - Interprocess communication send wait time monitor element
IPC_SENDS_TOTAL	BIGINT	ipc_sends_total - Interprocess communication send total monitor element
LOCK_ESCALS	BIGINT	lock_escals - Number of lock escalations monitor element
LOCK_TIMEOUTS	BIGINT	lock_timeouts - Number of lock timeouts monitor element
LOCK_WAIT_TIME	BIGINT	lock_wait_time - Time waited on locks monitor element
LOCK_WAITS	BIGINT	lock_waits - Lock waits monitor element
LOG_BUFFER_WAIT_TIME	BIGINT	log_buffer_wait_time - Log buffer wait time monitor element
NUM_LOG_BUFFER_FULL	BIGINT	num_log_buffer_full - Number of times full log buffer caused agents to wait monitor element
LOG_DISK_WAIT_TIME	BIGINT	log_disk_wait_time - Log disk wait time monitor element
LOG_DISK_WAITS_TOTAL	BIGINT	log_disk_waits_total - Total log disk waits monitor element
RQSTS_COMPLETED_TOTAL	BIGINT	rqsts_completed_total - Total requests completed monitor element
ROWS_MODIFIED	BIGINT	rows_modified - Rows modified monitor element
ROWS_READ	BIGINT	rows_read - Rows read monitor element
ROWS_RETURNED	BIGINT	rows_returned - Rows returned monitor element

Table 158. Information returned for MON_GET_SERVICE_SUPERCLASS (continued)

Column Name	Data Type	Description
TCPIP_RECV_VOLUME	BIGINT	tcPIP_recv_volume - TCP/IP received volume monitor element
TCPIP_SEND_VOLUME	BIGINT	tcPIP_send_volume - TCP/IP send volume monitor element
TCPIP_RECV_WAIT_TIME	BIGINT	tcPIP_recv_wait_time - TCP/IP received wait time monitor element
TCPIP_RECVS_TOTAL	BIGINT	tcPIP_recvs_total - TCP/IP receives total monitor element
TCPIP_SEND_WAIT_TIME	BIGINT	tcPIP_send_wait_time - TCP/IP send wait time monitor element
TCPIP_SENDS_TOTAL	BIGINT	tcPIP_sends_total - TCP/IP sends total monitor element
TOTAL_APP_RQST_TIME	BIGINT	total_app_rqst_time - Total application request time monitor element
TOTAL_RQST_TIME	BIGINT	total_rqst_time - Total request time monitor element
WLM_QUEUE_TIME_TOTAL	BIGINT	wlm_queue_time_total - Workload manager total queue time monitor element
WLM_QUEUE_ASSIGNMENTS_TOTAL	BIGINT	wlm_queue_assignments_total - Workload manager total queue assignments monitor element
TOTAL_RQST_MAPPED_IN	BIGINT	total_rqst_mapped_in - Total request mapped-in monitor element
TOTAL_RQST_MAPPED_OUT	BIGINT	total_rqst_mapped_out - Total request mapped-out monitor element
TOTAL_CPU_TIME	BIGINT	total_cpu_time - Total CPU time monitor element
TOTAL_WAIT_TIME	BIGINT	total_wait_time - Total wait time monitor element
APP_RQSTS_COMPLETED_TOTAL	BIGINT	app_rqsts_completed_total - Total application requests completed monitor element
TOTAL_SECTION_SORT_TIME	BIGINT	total_section_sort_time - Total section sort time monitor element
TOTAL_SECTION_SORT_PROC_TIME	BIGINT	total_section_sort_proc_time - Total section sort processing time monitor element
TOTAL_SECTION_SORTS	BIGINT	total_section_sorts - Total section sorts monitor element
TOTAL_SORTS	BIGINT	total_sorts - Total sorts monitor element
POST_THRESHOLD_SORTS	BIGINT	post_threshold_sorts - Post threshold sorts monitor element
POST_SHRTHRESHOLD_SORTS	BIGINT	post_shrthreshold_sorts - Post shared threshold sorts monitor element
SORT_OVERFLOWS	BIGINT	sort_overflows - Sort overflows monitor element

Table 158. Information returned for MON_GET_SERVICE_SUPERCLASS (continued)

Column Name	Data Type	Description
TOTAL_COMPILE_TIME	BIGINT	total_compile_time - Total compile time monitor element
TOTAL_COMPILE_PROC_TIME	BIGINT	total_compile_proc_time - Total compile processing time monitor element
TOTAL_COMPILATIONS	BIGINT	total_compilations - Total compilations monitor element
TOTAL_IMPLICIT_COMPILE_TIME	BIGINT	total_implicit_compile_time - Total implicit compile time monitor element
TOTAL_IMPLICIT_COMPILE_PROC_TIME	BIGINT	total_implicit_compile_proc_time - Total implicit compile processing time monitor element
TOTAL_IMPLICIT_COMPILATIONS	BIGINT	total_implicit_compilations - Total implicit complications monitor element
TOTAL_SECTION_TIME	BIGINT	total_section_time - Total section time monitor element
TOTAL_SECTION_PROC_TIME	BIGINT	total_section_proc_time - Total section processing time monitor element
TOTAL_APP_SECTION_EXECUTIONS	BIGINT	total_app_section_executions - Total application section executions monitor element
TOTAL_ACT_TIME	BIGINT	total_act_time - Total activity time monitor element
TOTAL_ACT_WAIT_TIME	BIGINT	total_act_wait_time - Total activity wait time monitor element
ACT_RQSTS_TOTAL	BIGINT	act_rqsts_total - Total activity requests monitor elements
TOTAL_ROUTINE_TIME	BIGINT	total_routine_time - Total routine time monitor element
TOTAL_ROUTINE_INVOCATIONS	BIGINT	total_routine_invocations - Total routine invocations monitor elements
TOTAL_COMMIT_TIME	BIGINT	total_commit_time - Total commit time monitor element
TOTAL_COMMIT_PROC_TIME	BIGINT	total_commit_proc_time - Total commits processing time monitor element
TOTAL_APP_COMMITS	BIGINT	total_app_commits - Total application commits monitor elements
INT_COMMITS	BIGINT	int_commits - Internal commits monitor element
TOTAL_ROLLBACK_TIME	BIGINT	total_rollback_time - Total rollback time monitor element
TOTAL_ROLLBACK_PROC_TIME	BIGINT	total_rollback_proc_time - Total rollback processing time monitor element
TOTAL_APP_ROLLBACKS	BIGINT	total_app_rollbacks - Total application rollbacks monitor element
INT_ROLLBACKS	BIGINT	int_rollbacks - Internal rollbacks monitor element

Table 158. Information returned for MON_GET_SERVICE_SUPERCLASS (continued)

Column Name	Data Type	Description
TOTAL_RUNSTATS_TIME	BIGINT	total_runstats_time - Total runtime statistics time monitor element
TOTAL_RUNSTATS_PROC_TIME	BIGINT	total_runstats_proc_time - Total runtime statistics processing time monitor element
TOTAL_RUNSTATS	BIGINT	total_runstats - Total runtime statistics monitor element
TOTAL_REORG_TIME	BIGINT	total_reorg_time - Total reorganization time monitor element
TOTAL_REORG_PROC_TIME	BIGINT	total_reorg_proc_time - Total reorganization processing time monitor element
TOTAL_REORGS	BIGINT	total_reorgs - Total reorganizations monitor element
TOTAL_LOAD_TIME	BIGINT	total_load_time - Total load time monitor element
TOTAL_LOAD_PROC_TIME	BIGINT	total_load_proc_time - Total load processing time monitor element
TOTAL_LOADS	BIGINT	total_loads - Total loads monitor element
CAT_CACHE_INSERTS	BIGINT	cat_cache_inserts - Catalog cache inserts monitor element
CAT_CACHE_LOOKUPS	BIGINT	cat_cache_lookups - Catalog cache lookups monitor element
PKG_CACHE_INSERTS	BIGINT	pkg_cache_inserts - Package cache inserts monitor element
PKG_CACHE_LOOKUPS	BIGINT	pkg_cache_lookups - Package cache lookups monitor element
THRESH_VIOLATIONS	BIGINT	thresh_violations - Number of threshold violations monitor element
NUM_LW_THRESH_EXCEEDED	BIGINT	num_lw_thresh_exceeded - Number of lock wait thresholds exceeded monitor element
LOCK_WAITS_GLOBAL	BIGINT	lock_waits_global - Lock waits global monitor element
LOCK_WAIT_TIME_GLOBAL	BIGINT	lock_wait_time_global - Lock wait time global monitor element
LOCK_TIMEOUTS_GLOBAL	BIGINT	lock_timeouts_global - Lock timeouts global monitor element
LOCK_ESCALS_MAXLOCKS	BIGINT	lock_escals_maxlocks - Number of maxlocks lock escalations monitor element
LOCK_ESCALS_LOCKLIST	BIGINT	lock_escals_locklist - Number of locklist lock escalations monitor element
LOCK_ESCALS_GLOBAL	BIGINT	lock_escals_global - Number of global lock escalations monitor element

Table 158. Information returned for MON_GET_SERVICE_SUPERCLASS (continued)

Column Name	Data Type	Description
RECLAIM_WAIT_TIME	BIGINT	reclaim_wait_time - Reclaim wait time monitor element
SPACEMAPPAGE_RECLAIM_WAIT_TIME	BIGINT	spacemappage_reclaim_wait_time - Space map page reclaim wait time monitor element
CF_WAITS	BIGINT	cf_waits - Number of cluster caching facility waits monitor element
CF_WAIT_TIME	BIGINT	cf_wait_time - cluster caching facility wait time monitor element
POOL_DATA_GBP_L_READS	BIGINT	pool_data_gbp_l_reads - Group buffer pool data logical reads monitor element
POOL_DATA_GBP_P_READS	BIGINT	pool_data_gbp_p_reads - Group buffer pool data physical reads monitor element
POOL_DATA_LBP_PAGES_FOUND	BIGINT	pool_data_lbp_pages_found - Local buffer pool found data pages monitor element
POOL_DATA_GBP_INVALID_PAGES	BIGINT	pool_data_gbp_invalid_pages - Group buffer pool invalid data pages monitor element
POOL_INDEX_GBP_L_READS	BIGINT	pool_index_gbp_l_reads - Group buffer pool index logical reads monitor element
POOL_INDEX_GBP_P_READS	BIGINT	pool_index_gbp_p_reads - Group buffer pool index physical reads monitor elements
POOL_INDEX_LBP_PAGES_FOUND	BIGINT	pool_index_lbp_pages_found - Local buffer pool index pages found monitor element
POOL_INDEX_GBP_INVALID_PAGES	BIGINT	pool_index_gbp_invalid_pages - Group buffer pool invalid index pages monitor element
POOL_XDA_GBP_L_READS	BIGINT	pool_xda_gbp_l_reads - Group buffer pool XDA data logical read requests monitor element
POOL_XDA_GBP_P_READS	BIGINT	pool_xda_gbp_p_reads - Group buffer pool XDA data physical read requests monitor element
POOL_XDA_LBP_PAGES_FOUND	BIGINT	pool_xda_lbp_pages_found - Local buffer pool XDA data pages found monitor element
POOL_XDA_GBP_INVALID_PAGES	BIGINT	pool_xda_gbp_invalid_pages - Group buffer pool invalid XDA data pages monitor element
AUDIT_EVENTS_TOTAL	BIGINT	audit_events_total - Total audit events monitor element
AUDIT_FILE_WRITES_TOTAL	BIGINT	audit_file_writes_total - Total audit files written monitor element
AUDIT_FILE_WRITE_WAIT_TIME	BIGINT	audit_file_write_wait_time - Audit file write wait time monitor element
AUDIT_SUBSYSTEM_WAITS_TOTAL	BIGINT	audit_subsystem_waits_total - Total audit subsystem waits monitor element
AUDIT_SUBSYSTEM_WAIT_TIME	BIGINT	audit_subsystem_wait_time - Audit subsystem wait time monitor element

Table 158. Information returned for MON_GET_SERVICE_SUPERCLASS (continued)

Column Name	Data Type	Description
DIAGLOG_WRITES_TOTAL	BIGINT	diaglog_writes_total - Total diagnostic log file writes monitor element
DIAGLOG_WRITE_WAIT_TIME	BIGINT	diaglog_write_wait_time - Diagnostic log file write wait time monitor element
FCM_MESSAGE_RECVS_TOTAL	BIGINT	fcm_message_recvs_total - Total FCM message receives monitor element
FCM_MESSAGE_RECV_VOLUME	BIGINT	fcm_message_recv_volume - FCM message received volume monitor element
FCM_MESSAGE_RECV_WAIT_TIME	BIGINT	fcm_message_recv_wait_time - FCM message received wait time monitor element
FCM_MESSAGE_SENDS_TOTAL	BIGINT	fcm_message_sends_total - Total FCM message sends monitor element
FCM_MESSAGE_SEND_VOLUME	BIGINT	fcm_message_send_volume - FCM message send volume monitor element
FCM_MESSAGE_SEND_WAIT_TIME	BIGINT	fcm_message_send_wait_time - FCM message send wait time monitor element
FCM_TQ_RECVS_TOTAL	BIGINT	fcm_tq_recvs_total - FCM table queue receives total monitor element
FCM_TQ_RECV_VOLUME	BIGINT	fcm_tq_recv_volume - FCM table queue received volume monitor element
FCM_TQ_RECV_WAIT_TIME	BIGINT	fcm_tq_recv_wait_time - FCM table queue received wait time monitor element
FCM_TQ_SENDS_TOTAL	BIGINT	fcm_tq_sends_total - FCM table queue send total monitor element
FCM_TQ_SEND_VOLUME	BIGINT	fcm_tq_send_volume - FCM table queue send volume monitor element
FCM_TQ_SEND_WAIT_TIME	BIGINT	fcm_tq_send_wait_time - FCM table queue send wait time monitor element
TOTAL_ROUTINE_USER_CODE_PROC_TIME	BIGINT	total_routine_user_code_proc_time - Total routine user code processing time monitor element
TOTAL_ROUTINE_USER_CODE_TIME	BIGINT	total_routine_user_code_time - Total routine user code time monitor element
TQ_TOT_SEND_SPILLS	BIGINT	tq_tot_send_spills - Total number of table queue buffers overflowed monitor element
EVMON_WAIT_TIME	BIGINT	evmon_wait_time - Event monitor wait time monitor element
EVMON_WAITS_TOTAL	BIGINT	evmon_waits_total - Event monitor total waits monitor element
TOTAL_EXTENDED_LATCH_WAIT_TIME	BIGINT	total_extended_latch_wait_time - Total extended latch wait time monitor element

Table 158. Information returned for MON_GET_SERVICE_SUPERCLASS (continued)

Column Name	Data Type	Description
TOTAL_EXTENDED_LATCH_WAITS	BIGINT	total_extended_latch_waits - Total extended latch waits monitor element
TOTAL_STATS_FABRICATION_TIME	BIGINT	total_stats_fabrication_time - Total statistics fabrication time monitor element
TOTAL_STATS_FABRICATION_PROC_TIME	BIGINT	total_stats_fabrication_proc_time - Total statistics fabrication processing time monitor element
TOTAL_STATS_FABRICATIONS	BIGINT	total_stats_fabrications - Total statistics fabrications monitor elements
TOTAL_SYNC_RUNSTATS_TIME	BIGINT	total_sync_runstats_time - Total synchronous RUNSTATS time monitor elements
TOTAL_SYNC_RUNSTATS_PROC_TIME	BIGINT	total_sync_runstats_proc_time - Total synchronous RUNSTATS processing time monitor element
TOTAL_SYNC_RUNSTATS	BIGINT	total_sync_runstats - Total synchronous RUNSTATS activities monitor element
TOTAL_DISP_RUN_QUEUE_TIME	BIGINT	total_disp_run_queue_time - Total dispatcher run queue time monitor element
TOTAL_PEDS	BIGINT	total_peds - Total partial early distincts monitor element
DISABLED_PEDS	BIGINT	disabled_peds - Disabled partial early distincts monitor element
POST_THRESHOLD_PEDS	BIGINT	post_threshold_peds - Partial early distincts threshold monitor element
TOTAL_PEAS	BIGINT	total_peas - Total partial early aggregations monitor element
POST_THRESHOLD_PEAS	BIGINT	post_threshold_peas - Partial early aggregation threshold monitor element
TQ_SORT_HEAP_REQUESTS	BIGINT	tq_sort_heap_requests - Table queue sort heap requests monitor element
TQ_SORT_HEAP_REJECTIONS	BIGINT	tq_sort_heap_rejections - Table queue sort heap rejections monitor element
POOL_QUEUED_ASYNC_DATA_REQS	BIGINT	pool_queued_async_data_reqs - Data prefetch requests monitor element
POOL_QUEUED_ASYNC_INDEX_REQS	BIGINT	pool_queued_async_index_reqs - Index prefetch requests monitor element
POOL_QUEUED_ASYNC_XDA_REQS	BIGINT	pool_queued_async_xda_reqs - XDA prefetch requests monitor element
POOL_QUEUED_ASYNC_TEMP_DATA_REQS	BIGINT	pool_queued_async_temp_data_reqs - Data prefetch requests for temporary table spaces monitor element

Table 158. Information returned for MON_GET_SERVICE_SUPERCLASS (continued)

Column Name	Data Type	Description
POOL_QUEUED_ASYNC_TEMP_INDEX_REQS	BIGINT	pool_queued_async_temp_index_reqs - Index prefetch requests for temporary table spaces monitor element
POOL_QUEUED_ASYNC_TEMP_XDA_REQS	BIGINT	pool_queued_async_temp_xda_reqs - XDA data prefetch requests for temporary table spaces monitor element
POOL_QUEUED_ASYNC_OTHER_REQS	BIGINT	pool_queued_async_other_reqs - Non-prefetch requests monitor element
POOL_QUEUED_ASYNC_DATA_PAGES	BIGINT	pool_queued_async_data_pages - Data pages prefetch requests monitor element
POOL_QUEUED_ASYNC_INDEX_PAGES	BIGINT	pool_queued_async_index_pages - Index pages prefetch requests monitor element
POOL_QUEUED_ASYNC_XDA_PAGES	BIGINT	pool_queued_async_xda_pages - XDA pages prefetch requests monitor element
POOL_QUEUED_ASYNC_TEMP_DATA_PAGES	BIGINT	pool_queued_async_temp_data_pages - Data pages prefetch requests for temporary table spaces monitor element
POOL_QUEUED_ASYNC_TEMP_INDEX_PAGES	BIGINT	pool_queued_async_temp_index_pages - Index pages prefetch requests for temporary table spaces monitor element
POOL_QUEUED_ASYNC_TEMP_XDA_PAGES	BIGINT	pool_queued_async_temp_xda_pages - XDA data pages prefetch requests for temporary table spaces monitor element
POOL_FAILED_ASYNC_DATA_REQS	BIGINT	pool_failed_async_data_reqs - Failed data prefetch requests monitor element
POOL_FAILED_ASYNC_INDEX_REQS	BIGINT	pool_failed_async_index_reqs - Failed index prefetch requests monitor element
POOL_FAILED_ASYNC_XDA_REQS	BIGINT	pool_failed_async_xda_reqs - Failed XDA prefetch requests monitor element
POOL_FAILED_ASYNC_TEMP_DATA_REQS	BIGINT	pool_failed_async_temp_data_reqs - Failed data prefetch requests for temporary table spaces monitor element
POOL_FAILED_ASYNC_TEMP_INDEX_REQS	BIGINT	pool_failed_async_temp_index_reqs - Failed index prefetch requests for temporary table spaces monitor element
POOL_FAILED_ASYNC_TEMP_XDA_REQS	BIGINT	pool_failed_async_temp_xda_reqs - Failed XDA prefetch requests for temporary table spaces monitor element
POOL_FAILED_ASYNC_OTHER_REQS	BIGINT	pool_failed_async_other_reqs - Failed non-prefetch requests monitor element
PREFETCH_WAIT_TIME	BIGINT	prefetch_wait_time - Time waited for prefetch monitor element
PREFETCH_WAITS	BIGINT	prefetch_waits - Prefetcher wait count monitor element

Table 158. Information returned for MON_GET_SERVICE_SUPERCLASS (continued)

Column Name	Data Type	Description
APP_ACT_COMPLETED_TOTAL	BIGINT	app_act_completed_total - Total successful external coordinator activities monitor element
APP_ACT_ABORTED_TOTAL	BIGINT	app_act_aborted_total - Total failed external coordinator activities monitor element
APP_ACT_REJECTED_TOTAL	BIGINT	app_act_rejected_total - Total rejected external coordinator activities monitor element
TOTAL_CONNECT_REQUEST_TIME	BIGINT	total_connect_request_time - Total connection or switch user request time monitor element
TOTAL_CONNECT_REQUEST_PROC_TIME	BIGINT	total_connect_request_proc_time - Total connection or switch user request processing time monitor element
TOTAL_CONNECT_REQUESTS	BIGINT	total_connect_requests - Connection or switch user requests monitor element
TOTAL_CONNECT_AUTHENTICATION_TIME	BIGINT	total_connect_authentication_time - Total connection or switch user authentication request time monitor element
TOTAL_CONNECT_AUTHENTICATION_PROC_TIME	BIGINT	total_connect_authentication_proc_time - Total connection authentication processing time monitor element
TOTAL_CONNECT_AUTHENTICATIONS	BIGINT	total_connect_authentications - Connections or switch user authentications performed monitor element
POOL_DATA_GBP_INDEP_PAGES_FOUND_IN_LBP	BIGINT	pool_data_gbp_indep_pages_found_in_lbp - Group buffer pool independent data pages found in local buffer pool monitor element
POOL_INDEX_GBP_INDEP_PAGES_FOUND_IN_LBP	BIGINT	pool_index_gbp_indep_pages_found_in_lbp - Group buffer pool independent index pages found in local buffer pool monitor element
POOL_XDA_GBP_INDEP_PAGES_FOUND_IN_LBP	BIGINT	pool_xda_gbp_indep_pages_found_in_lbp - Group buffer pool XDA independent pages found in local buffer pool monitor element
COMM_EXIT_WAIT_TIME	BIGINT	comm_exit_wait_time - Communication buffer exit wait time monitor element
COMM_EXIT_WAITS	BIGINT	comm_exit_waits - Communication buffer exit number of waits monitor element
IDA_SEND_WAIT_TIME	BIGINT	ida_send_wait_time - Time spent waiting to send data monitor element
IDA_SENDS_TOTAL	BIGINT	ida_sends_total - Number of times data sent monitor element
IDA_SEND_VOLUME	BIGINT	ida_send_volume - Total data volume sent monitor element
IDA_RECV_WAIT_TIME	BIGINT	ida_recv_wait_time - Time spent waiting to receive data monitor element

Table 158. Information returned for MON_GET_SERVICE_SUPERCLASS (continued)

Column Name	Data Type	Description
IDA_RECVS_TOTAL	BIGINT	ida_recvs_total - Number of times data received monitor element
IDA_RECV_VOLUME	BIGINT	ida_recv_volume - Total data volume received monitor element
ROWS_DELETED	BIGINT	rows_deleted - Rows deleted monitor element
ROWS_INSERTED	BIGINT	rows_inserted - Rows inserted monitor element
ROWS_UPDATED	BIGINT	rows_updated - Rows updated monitor element
TOTAL_HASH_JOINS	BIGINT	total_hash_joins - Total Hash Joins monitor element
TOTAL_HASH_LOOPS	BIGINT	total_hash_loops - Total Hash Loops monitor element
HASH_JOIN_OVERFLOW	BIGINT	hash_join_overflows - Hash Join Overflows monitor element
HASH_JOIN_SMALL_OVERFLOW	BIGINT	hash_join_small_overflows - Hash Join Small Overflows monitor element
POST_SHRTHRESHOLD_HASH_JOINS	BIGINT	post_shrthreshold_hash_joins - Post threshold hash joins monitor element
TOTAL_OLAP_FUNCS	BIGINT	total_olap_funcs - Total OLAP Functions monitor element
OLAP_FUNC_OVERFLOW	BIGINT	olap_func_overflows - OLAP Function Overflows monitor element
DYNAMIC_SQL_STMTS	BIGINT	dynamic_sql_stmts - Dynamic SQL Statements Attempted monitor element
STATIC_SQL_STMTS	BIGINT	static_sql_stmts - Static SQL Statements Attempted monitor element
FAILED_SQL_STMTS	BIGINT	failed_sql_stmts - Failed Statement Operations monitor element
SELECT_SQL_STMTS	BIGINT	select_sql_stmts - Select SQL Statements Executed monitor element
UID_SQL_STMTS	BIGINT	uid_sql_stmts - Update/Insert/Delete SQL Statements Executed monitor element
DDL_SQL_STMTS	BIGINT	ddl_sql_stmts - Data Definition Language (DDL) SQL Statements monitor element
MERGE_SQL_STMTS	BIGINT	merge_sql_stmts - Merge SQL statements executed
XQUERY_STMTS	BIGINT	xquery_stmts - XQuery Statements Attempted monitor element
IMPLICIT_REBINDS	BIGINT	implicit_rebinds - number of implicit rebinds
BINDS_PRECOMPILES	BIGINT	binds_precompiles - Binds/Precompiles Attempted monitor element

Table 158. Information returned for MON_GET_SERVICE_SUPERCLASS (continued)

Column Name	Data Type	Description
INT_ROWS_DELETED	BIGINT	int_rows_deleted - Internal Rows Deleted monitor element
INT_ROWS_INSERTED	BIGINT	int_rows_inserted - Internal Rows Inserted monitor element
INT_ROWS_UPDATED	BIGINT	int_rows_updated - Internal Rows Updated monitor element
CALL_SQL_STMTS	BIGINT	call_sql_stmts - CALL SQL statements executed
POOL_COL_L_READS	BIGINT	pool_col_l_reads - Buffer pool column-organized logical reads
POOL_TEMP_COL_L_READS	BIGINT	pool_temp_col_l_reads - Buffer pool column-organized temporary logical reads
POOL_COL_P_READS	BIGINT	pool_col_p_reads - Buffer pool column-organized physical reads
POOL_TEMP_COL_P_READS	BIGINT	pool_temp_col_p_reads - Buffer pool column-organized temporary physical reads
POOL_COL_LBP_PAGES_FOUND	BIGINT	pool_col_lbp_pages_found - Buffer pool column-organized LBP pages found
POOL_COL_WRITES	BIGINT	pool_col_writes - Buffer pool column-organized writes
POOL_COL_GBP_L_READS	BIGINT	pool_col_gbp_l_reads - Buffer pool column-organized GBP logical reads
POOL_COL_GBP_P_READS	BIGINT	pool_col_gbp_p_reads - Buffer pool column-organized GBP physical reads
POOL_COL_GBP_INVALID_PAGES	BIGINT	pool_col_gbp_invalid_pages - Buffer pool column-organized GBP invalid data pages
POOL_COL_GBP_INDEP_PAGES_FOUND_IN_LBP	BIGINT	pool_col_gbp_indep_pages_found_in_lbp - Buffer pool column-organized GBP independent pages found in local buffer pool
POOL_QUEUED_ASYNC_COL_REQS	BIGINT	pool_queued_async_col_reqs - Column-organized prefetch requests
POOL_QUEUED_ASYNC_TEMP_COL_REQS	BIGINT	pool_queued_async_temp_col_reqs - Column-organized temporary prefetch requests
POOL_QUEUED_ASYNC_COL_PAGES	BIGINT	pool_queued_async_col_pages - Column-organized page prefetch requests
POOL_QUEUED_ASYNC_TEMP_COL_PAGES	BIGINT	pool_queued_async_temp_col_pages - Column-organized page temporary prefetch requests
POOL_FAILED_ASYNC_COL_REQS	BIGINT	pool_failed_async_col_reqs - Failed column-organized prefetch requests
POOL_FAILED_ASYNC_TEMP_COL_REQS	BIGINT	pool_failed_async_temp_col_reqs - Failed column-organized temporary prefetch requests
TOTAL_COL_TIME	BIGINT	total_col_time - Total column-organized time

Table 158. Information returned for MON_GET_SERVICE_SUPERCLASS (continued)

Column Name	Data Type	Description
TOTAL_COL_PROC_TIME	BIGINT	total_col_proc_time - Total column-organized processing time
TOTAL_COL_EXECUTIONS	BIGINT	total_col_executions - Total column-organized executions
POST_THRESHOLD_HASH_JOINS	BIGINT	post_threshold_hash_joins - Hash Join Threshold monitor element
POOL_DATA_CACHING_TIER_L_READS	BIGINT	Reserved for future use.
POOL_INDEX_CACHING_TIER_L_READS	BIGINT	Reserved for future use.
POOL_XDA_CACHING_TIER_L_READS	BIGINT	Reserved for future use.
POOL_COL_CACHING_TIER_L_READS	BIGINT	Reserved for future use.
POOL_DATA_CACHING_TIER_PAGE_WRITES	BIGINT	Reserved for future use.
POOL_INDEX_CACHING_TIER_PAGE_WRITES	BIGINT	Reserved for future use.
POOL_XDA_CACHING_TIER_PAGE_WRITES	BIGINT	Reserved for future use.
POOL_COL_CACHING_TIER_PAGE_WRITES	BIGINT	Reserved for future use.
POOL_DATA_CACHING_TIER_PAGE_UPDATES	BIGINT	Reserved for future use.
POOL_INDEX_CACHING_TIER_PAGE_UPDATES	BIGINT	Reserved for future use.
POOL_XDA_CACHING_TIER_PAGE_UPDATES	BIGINT	Reserved for future use.
POOL_COL_CACHING_TIER_PAGE_UPDATES	BIGINT	Reserved for future use.
POOL_CACHING_TIER_PAGE_READ_TIME	BIGINT	Reserved for future use.
POOL_CACHING_TIER_PAGE_WRITE_TIME	BIGINT	Reserved for future use.
POOL_DATA_CACHING_TIER_PAGES_FOUND	BIGINT	Reserved for future use.
POOL_INDEX_CACHING_TIER_PAGES_FOUND	BIGINT	Reserved for future use.
POOL_XDA_CACHING_TIER_PAGES_FOUND	BIGINT	Reserved for future use.
POOL_COL_CACHING_TIER_PAGES_FOUND	BIGINT	Reserved for future use.

Table 158. Information returned for MON_GET_SERVICE_SUPERCLASS (continued)

Column Name	Data Type	Description
POOL_DATA_CACHING_TIER_GBP_INVALID_PAGES	BIGINT	Reserved for future use.
POOL_INDEX_CACHING_TIER_GBP_INVALID_PAGES	BIGINT	Reserved for future use.
POOL_XDA_CACHING_TIER_GBP_INVALID_PAGES	BIGINT	Reserved for future use.
POOL_COL_CACHING_TIER_GBP_INVALID_PAGES	BIGINT	Reserved for future use.
POOL_DATA_CACHING_TIER_GBP_INDEP_PAGES_FOUND	BIGINT	Reserved for future use.
POOL_INDEX_CACHING_TIER_GBP_INDEP_PAGES_FOUND	BIGINT	Reserved for future use.
POOL_XDA_CACHING_TIER_GBP_INDEP_PAGES_FOUND	BIGINT	Reserved for future use.
POOL_COL_CACHING_TIER_GBP_INDEP_PAGES_FOUND	BIGINT	Reserved for future use.
TOTAL_HASH_GRPBYS	BIGINT	total_hash_grpbys - Total hash group by operations
HASH_GRPBY_OVERFLOWS	BIGINT	hash_grpby_overflows - Hash group by overflows
POST_THRESHOLD_HASH_GRPBYS	BIGINT	post_threshold_hash_grpbys - Hash group by threshold
POST_THRESHOLD_OLAP_FUNCS	BIGINT	post_threshold_olap_funcs - OLAP function threshold monitor element
POST_THRESHOLD_COL_VECTOR_CONSUMERS	BIGINT	post_threshold_col_vector_consumers - Post threshold columnar_vector consumers
TOTAL_COL_VECTOR_CONSUMERS	BIGINT	total_col_vector_consumers - Total columnar_vector consumers
ACTIVE_HASH_GRPBYS	BIGINT	active_hash_grpbys - Active hash GROUP BY operations
ACTIVE_HASH_JOINS	BIGINT	active_hash_joins - Active hash joins
ACTIVE_OLAP_FUNCS	BIGINT	active_olap_funcs - Active OLAP Functions
ACTIVE_PEAS	BIGINT	active_peas - Active partial early aggregations operations
ACTIVE_PEDS	BIGINT	active_peds - Active partial early distinct operations
ACTIVE_SORT_CONSUMERS	BIGINT	active_sort_consumers - Active sort consumers
ACTIVE_SORTS	BIGINT	active_sorts - Active Sorts
ACTIVE_COL_VECTOR_CONSUMERS	BIGINT	active_col_vector_consumers - Active columnar_vector consumers
SORT_HEAP_ALLOCATED	BIGINT	sort_heap_allocated - Total Sort Heap Allocated

Table 158. Information returned for MON_GET_SERVICE_SUPERCLASS (continued)

Column Name	Data Type	Description
SORT_SHRHEAP_ALLOCATED	BIGINT	sort_shrheap_allocated - Sort Share Heap Currently Allocated
TOTAL_BACKUP_TIME	BIGINT	total_backup_time - Total elapsed time for online backups
TOTAL_BACKUP_PROC_TIME	BIGINT	total_backup_proc_time - Total non-wait time for online backups
TOTAL_BACKUPS	BIGINT	total_backups - Total backups
TOTAL_INDEX_BUILD_TIME	BIGINT	total_index_build_time - Total time spent building indexes due to index creation, recreation or rebuilding
TOTAL_INDEX_BUILD_PROC_TIME	BIGINT	total_index_build_proc_time - Total non-wait time spent building indexes due to index creation, recreation or rebuilding
TOTAL_INDEXES_BUILT	BIGINT	total_indexes_built - Total number of indexes built
FCM_TQ_RECV_WAITS_TOTAL	BIGINT	fcm_tq_recv_waits_total - Number of times spent waiting to receive the next buffer monitor element
FCM_MESSAGE_RECV_WAITS_TOTAL	BIGINT	fcm_message_recv_waits_total - Number of times spent waiting for FCM reply message monitor element
FCM_TQ_SEND_WAITS_TOTAL	BIGINT	fcm_tq_send_waits_total - Number of times spent waiting to send the next buffer monitor element
FCM_MESSAGE_SEND_WAITS_TOTAL	BIGINT	fcm_message_send_waits_total - Number of times spent blocking on an FCM message send monitor element
FCM_SEND_WAITS_TOTAL	BIGINT	fcm_send_waits_total - Number of times spent blocking on an FCM send operation monitor element
FCM_RECV_WAITS_TOTAL	BIGINT	fcm_recv_waits_total - Number of times spent waiting to receive data through FCM monitor element
EXT_TABLE_RECV_WAIT_TIME	BIGINT	ext_table_recv_wait_time - Total agent wait time for external table readers monitor element
EXT_TABLE_RECVS_TOTAL	BIGINT	ext_table_recvs_total - Total row batches received from external table readers monitor element
EXT_TABLE_RECV_VOLUME	BIGINT	ext_table_recv_volume - Total data received from external table readers monitor element
EXT_TABLE_READ_VOLUME	BIGINT	ext_table_read_volume - Total data read by external table readers monitor element
EXT_TABLE_SEND_WAIT_TIME	BIGINT	ext_table_send_wait_time - Total agent wait time for external table writers monitor element

Table 158. Information returned for MON_GET_SERVICE_SUPERCLASS (continued)

Column Name	Data Type	Description
EXT_TABLE_SENDS_TOTAL	BIGINT	ext_table_sends_total - Total row batches sent to external table writers monitor element
EXT_TABLE_SEND_VOLUME	BIGINT	ext_table_send_volume - Total data sent to external table writers monitor element
EXT_TABLE_WRITE_VOLUME	BIGINT	ext_table_write_volume - Total data written by external table writers monitor element
COL_VECTOR_CONSUMER_OVERFLOW	BIGINT	col_vector_consumer_overflows - Columnar vector consumer overflows monitor element.
TOTAL_COL_SYNOPSIS_TIME	BIGINT	total_col_synopsis_time - Total column-organized synopsis table time monitor element
TOTAL_COL_SYNOPSIS_PROC_TIME	BIGINT	total_col_synopsis_proc_time - Total column-organized synopsis table processing time monitor element
TOTAL_COL_SYNOPSIS_EXECUTIONS	BIGINT	total_col_synopsis_executions - Total column-organized synopsis table executions monitor element
COL_SYNOPSIS_ROWS_INSERTED	BIGINT	col_synopsis_rows_inserted - Column-organized synopsis table rows inserted monitor element
LOB_PREFETCH_WAIT_TIME	BIGINT	lob_prefetch_wait_time - LOB prefetch wait time monitor element
LOB_PREFETCH_REQS	BIGINT	lob_prefetch_reqs - LOB prefetcher request count monitor element
FED_ROWS_DELETED	BIGINT	fed_rows_deleted - Rows deleted by a federation system monitor element
FED_ROWS_INSERTED	BIGINT	fed_rows_inserted - Rows inserted by a federation system monitor element
FED_ROWS_UPDATED	BIGINT	fed_rows_updated - Rows updated by a federation system monitor element
FED_ROWS_READ	BIGINT	fed_rows_read - Rows read by a federation system monitor element
FED_WAIT_TIME	BIGINT	fed_wait_time - Time spent by a federation server monitor element
FED_WAITS_TOTAL	BIGINT	fed_waits_total - Total number of execution times for a federation server monitor element
APPL_SECTION_INSERTS	BIGINT	appl_section_inserts - Insert count for SQL workspace monitor element
APPL_SECTION_LOOKUPS	BIGINT	appl_section_lookups - SQL workspace access count monitor element
ADM_OVERFLOW	BIGINT	adm_overflows - Number of times an activity fit as an overflow monitor element
ADM_BYPASS_ACT_TOTAL	BIGINT	adm_bypass_act_total - Number of times admission control was bypassed monitor element

Table 158. Information returned for MON_GET_SERVICE_SUPERCLASS (continued)

Column Name	Data Type	Description
EFF_PARALLELISM	BIGINT	eff_parallelism - The effective parallelism monitor element eff_parallelism - The effective parallelism monitor element
ACTUAL_PARALLELISM	BIGINT	actual_parallelism - The actual parallelism monitor element actual_parallelism - The actual parallelism monitor element
AGENT_LOAD_TRGT_UTILIZATION	DOUBLE	agent_load_trgt_utilization - The agent load utilization monitor element agent_load_trgt_utilization - The agent load utilization monitor element
SORT_SHRHEAP_UTILIZATION	DOUBLE	sort_shrheap_utilization - The sort shared heap utilization monitor element sort_shrheap_utilization - The sort shared heap utilization monitor element
AGENT_LOAD_TRGT_DEMAND	DOUBLE	agent_load_trgt_demand - Estimated agent load target demand monitor element agent_load_trgt_demand - Estimated agent load target demand monitor element
SORT_SHRHEAP_DEMAND	DOUBLE	sort_shrheap_demand - Estimated sort memory resources demand monitor element sort_shrheap_demand - Estimated sort memory resources demand monitor element
LOW_PRIORITY_ACT_TOTAL	BIGINT	low_priority_act_total - Total number of low priority activities monitor element
MEDIUM_PRIORITY_ACT_TOTAL	BIGINT	medium_priority_act_total - Total number of medium priority activities monitor element
HIGH_PRIORITY_ACT_TOTAL	BIGINT	high_priority_act_total - Total number of high priority activities monitor element
CRITICAL_PRIORITY_ACT_TOTAL	BIGINT	critical_priority_act_total - Total number of critical priority activities monitor element

Usage notes

The metrics returned by the MON_GET_SERVICE_SUPERCLASS table function represent the accumulation of all metrics for requests that have executed under the indicated service superclass. Metrics are rolled up to a service class on unit of work boundaries, and periodically during the execution of requests. Therefore, the values reported by this table function reflect the current state of the system at the time of the most recent rollup. Metrics are strictly increasing in value. To determine the value of a given metric for an interval of time, use the MON_GET_SERVICE_SUPERCLASS table function to query the metric at the start and end of the interval, and compute the difference.

Request metrics are controlled through the COLLECT REQUEST METRICS clause on service superclasses and the *mon_req_metrics* database configuration parameter at the database level. Metrics are only collected for a request if the request is processed by an agent in a service subclass whose parent service superclass has request metrics enabled, or if request metrics collection is enabled for the entire database. By default, request metrics are enabled at the database level. If request metrics are disabled at the database level and for a service superclass, the metrics reported for each connection mapped to that

service superclass stop increasing (or remain at 0 if request metrics were disabled at database activation time).

The MON_GET_SERVICE_SUPERCLASS table function returns one row of data per service superclass and per member. No aggregation across service classes (on a member), or across members (for a service class or more), is performed. However, aggregation can be achieved through SQL queries as shown in the example.

Note that the metrics from background EDUs such as prefetchers and page cleaners are not rolled up to service classes.

Example

Display the total CPU time used and total number of requests processed for each service superclass, ordered by CPU usage.

```
SELECT varchar(service_superclass_name,30) as service_superclass,
       total_cpu_time as total_cpu,
       app_rqsts_completed_total as total_rqsts
FROM TABLE(MON_GET_SERVICE_SUPERCLASS('',-2))
AS t
ORDER BY total_cpu desc
```

The following is an example of output from this query.

SSERVICE_SUPERCLASS	TOTAL_CPU	TOTAL_RQSTS
SYSDEFAULTUSERCLASS	4460609	46
SYSDEFAULTSYSTEMCLASS	146617	1
SYSDEFAULTMAINTENANCECLASS	59343	1

MON_GET_SERVICE_SUPERCLASS_DETAILS table function - Get service superclass metrics as an XML document

The MON_GET_SERVICE_SUPERCLASS_DETAILS table function returns metrics for one or more service superclasses.

The metrics are returned in an XML document.

Authorization

One of the following authorities is required to execute the routine:

- EXECUTE privilege on the routine
- DATAACCESS authority
- DBADM authority
- SQLADM authority

Default PUBLIC privilege

None

Syntax

```
►► MON_GET_SERVICE_SUPERCLASS_DETAILS ( ( — service_superclass_name — , ►
    ◀ — member — ) ◀
```

The schema is SYSPROC.

Routine parameters

service_superclass_name

An input argument of type VARCHAR(128) that specifies a valid service superclass name in the currently connected database when calling this function. If the argument is null or an empty string, metrics are retrieved for all the superclasses in the database.

member

An input argument of type INTEGER that specifies a valid member in the same instance as the currently connected database when calling this function. Specify -1 for the current database member, or -2 for all active database members. If the null value is specified, -1 is set implicitly.

Information returned

<i>Table 159. Information returned for MON_GET_SERVICE_SUBCLASS_DETAILS</i>		
Column Name	Data Type	Description
SERVICE_SUPERCLASS_NAME	VARCHAR(128)	service_superclass_name - Service superclass name
SERVICE_CLASS_ID	INTEGER	service_class_id - Service class ID
MEMBER	SMALLINT	member - Database member
DETAILS	BLOB(1M)	XML document that contains detailed metrics for the service class. See #unique_207/unique_207_Connect_42_metrics_details_table for a description of the elements in this document.

The following example shows the structure of the XML document that is returned in the DETAILS column.

```
<db2_service_superclass xmlns="http://www.ibm.com/xmlns/prod/db2/mon" release="90700000">
  <service_superclass_name>SYSDEFAULTSYSTEMCLASS</service_superclass_name>
  <service_subclass_name>SYSDEFAULTSUBCLASS</service_subclass_name>
  <service_subclass_id>11</service_subclass_id>
  <member>0</member>
  <system_metrics release="90700000">
    <act_aborted_total>5</act_aborted_total>
    ...
    <wlm_queue_assignments_total>3</wlm_queue_assignments_total>
  </system_metrics>
</db2_service_superclass>
```

For the full schema, see `sqllib/misc/DB2MonRoutines.xsd`.

<i>Table 160. Detailed metrics returned for MON_GET_SERVICE_SUBCLASS_DETAILS</i>		
Element Name	Data Type	Description or corresponding monitor element
ACT_ABORTED_TOTAL	xs:nonNegativeInteger	act_aborted_total - Total aborted activities
ACT_COMPLETED_TOTAL	xs:nonNegativeInteger	act_completed_total - Total completed activities
ACT_REJECTED_TOTAL	xs:nonNegativeInteger	act_rejected_total - Total rejected activities
ACT_RQSTS_TOTAL	xs:nonNegativeInteger	act_rqsts_total - Total activity requests
ACTIVE_COL_VECTOR_CONSUMERS	xs:long	active_col_vector_consumers - Active columnar_vector consumers
ACTIVE_HASH_GRPBYS	xs:long	active_hash_grpbys - Active hash GROUP BY operations

Table 160. Detailed metrics returned for MON_GET_SERVICE_SUBCLASS_DETAILS (continued)

Element Name	Data Type	Description or corresponding monitor element
ACTIVE_HASH_JOINS	xs:long	active_hash_joins - Active hash joins
ACTIVE_OLAP_FUNCS	xs:long	active_olap_funcs - Active OLAP Functions
ACTIVE_PEAS	xs:long	active_peas - Active partial early aggregations operations
ACTIVE_PEDS	xs:long	active_peds - Active partial early distinct operations
ACTIVE_SORT_CONSUMERS	xs:long	active_sort_consumers - Active sort consumers
ACTIVE_SORTS	xs:long	active_sorts - Active Sorts
ADM_BYPASS_ACT_TOTAL	xs:long	adm_bypass_act_total - Number of times admission control was bypassed monitor element
ADM_OVERFLOWS	xs:long	adm_overflows - Number of times an activity fit as an overflow monitor element
AGENT_WAIT_TIME	xs:nonNegativeInteger	agent_wait_time - Agent wait time
AGENT_WAITS_TOTAL	xs:nonNegativeInteger	agent_waits_total - Total agent waits
APP_ACT_ABORTED_TOTAL	xs:nonNegativeInteger	app_act_aborted_total - Total failed external coordinator activities monitor element
APP_ACT_COMPLETED_TOTAL	xs:nonNegativeInteger	app_act_completed_total - Total successful external coordinator activities monitor element
APP_ACT_REJECTED_TOTAL	xs:nonNegativeInteger	app_act_rejected_total - Total rejected external coordinator activities monitor element
APP_RQSTS_COMPLETED_TOTAL	xs:nonNegativeInteger	app_rqsts_completed_total - Total application requests completed
APPL_SECTION_INSERTS	xs:nonNegativeInteger	appl_section_inserts - Insert count for SQL workspace monitor element
APPL_SECTION_LOOKUPS	xs:nonNegativeInteger	appl_section_lookups - SQL workspace access count monitor element
AUDIT_EVENTS_TOTAL	xs:nonNegativeInteger	audit_events_total - Total audit events
AUDIT_FILE_WRITE_WAIT_TIME	xs:nonNegativeInteger	audit_file_write_wait_time - Audit file write wait time
AUDIT_FILE_WRITES_TOTAL	xs:nonNegativeInteger	audit_file_writes_total - Total Audit files written
AUDIT_SUBSYSTEM_WAIT_TIME	xs:nonNegativeInteger	audit_subsystem_wait_time - Audit subsystem wait time
AUDIT_SUBSYSTEM_WAITS_TOTAL	xs:nonNegativeInteger	audit_subsystem_waits_total - Total audit subsystem waits
BINDS_PRECOMPILES	xs:long	binds_precompiles - Binds/Precompiles Attempted monitor element
CALL_SQL_STMTS	xs:long	call_sql_stmts - CALL SQL statements executed monitor element

Table 160. Detailed metrics returned for MON_GET_SERVICE_SUBCLASS_DETAILS (continued)

Element Name	Data Type	Description or corresponding monitor element
CAT_CACHE_INSERTS	xs:nonNegativeInteger	cat_cache_inserts - Catalog cache inserts
CAT_CACHE_LOOKUPS	xs:nonNegativeInteger	cat_cache_lookups - Catalog cache lookups
CF_WAIT_TIME	xs:long	cf_wait_time - cluster caching facility wait time monitor element
CF_WAITS	xs:long	cf_waits - Number of cluster caching facility waits monitor element
CLIENT_IDLE_WAIT_TIME	xs:nonNegativeInteger	client_idle_wait_time - Client idle wait time
COL_SYNOPSIS_ROWS_INSERTED	xs:nonNegativeInteger	col_synopsis_rows_inserted - Column-organized synopsis table rows inserted monitor element
COL_VECTOR_CONSUMER_OVERFLOWES	xs:long	col_vector_consumer_overflows - Columnar vector consumer overflows monitor element.
COMM_EXIT_WAIT_TIME	xs:nonNegativeInteger	comm_exit_wait_time - Communication buffer exit wait time monitor element
COMM_EXIT_WAITS	xs:nonNegativeInteger	comm_exit_waits - Communication buffer exit number of waits monitor element
DDL_SQL_STMTS	xs:long	ddl_sql_stmts - Data Definition Language (DDL) SQL Statements monitor element
DEADLOCKS	xs:nonNegativeInteger	deadlocks - Deadlocks detected
DIAGLOG_WRITE_WAIT_TIME	xs:nonNegativeInteger	diaglog_write_wait_time - Diag log write time
DIAGLOG_WRITES_TOTAL	xs:nonNegativeInteger	diaglog_writes_total - Diag log total writes
DIRECT_READ_REQS	xs:nonNegativeInteger	direct_read_reqs - Direct read requests
DIRECT_READ_TIME	xs:nonNegativeInteger	direct_read_time - Direct read time
DIRECT_READS	xs:nonNegativeInteger	direct_reads - Direct reads from database
DIRECT_WRITE_REQS	xs:nonNegativeInteger	direct_write_reqs - Direct write requests
DIRECT_WRITE_TIME	xs:nonNegativeInteger	direct_write_time - Direct write time
DIRECT_WRITES	xs:nonNegativeInteger	direct_writes - Direct writes to database
DISABLED_PEDS	xs:long	disabled_peds - Disabled partial early distincts
DYNAMIC_SQL_STMTS	xs:long	dynamic_sql_stmts - Dynamic SQL Statements Attempted monitor element

Table 160. Detailed metrics returned for MON_GET_SERVICE_SUBCLASS_DETAILS (continued)

Element Name	Data Type	Description or corresponding monitor element
EVMON_WAIT_TIME	xs:nonNegativeInteger	evmon_wait_time - Event monitor wait time
EVMON_WAITS_TOTAL	xs:nonNegativeInteger	evmon_waits_total - Event monitor total waits
EXT_TABLE_READ_VOLUME	xs:nonNegativeInteger	ext_table_read_volume - Total data read by external table readers monitor element
EXT_TABLE_RECV_VOLUME	xs:nonNegativeInteger	ext_table_recv_volume - Total data received from external table readers monitor element
EXT_TABLE_RECV_WAIT_TIME	xs:nonNegativeInteger	ext_table_recv_wait_time - Total agent wait time for external table readers monitor element
EXT_TABLE_RECVS_TOTAL	xs:nonNegativeInteger	ext_table_recvs_total - Total row batches received from external table readers monitor element
EXT_TABLE_SEND_VOLUME	xs:nonNegativeInteger	ext_table_send_volume - Total data sent to external table writers monitor element
EXT_TABLE_SEND_WAIT_TIME	xs:nonNegativeInteger	ext_table_send_wait_time - Total agent wait time for external table writers monitor element
EXT_TABLE_SENDS_TOTAL	xs:nonNegativeInteger	ext_table_sends_total - Total row batches sent to external table writers monitor element
EXT_TABLE_WRITE_VOLUME	xs:nonNegativeInteger	ext_table_write_volume - Total data written by external table writers monitor element
FAILED_SQL_STMTS	xs:long	failed_sql_stmts - Failed Statement Operations monitor element
FCM_MESSAGE_RECV_VOLUME	xs:nonNegativeInteger	fcm_message_recv_volume - FCM message recv volume
FCM_MESSAGE_RECV_WAIT_TIME	xs:nonNegativeInteger	fcm_message_recv_wait_time - FCM message recv wait time
FCM_MESSAGE_RECV_WAITS_TOTAL	xs:nonNegativeInteger	fcm_message_recv_waits_total - Number of times spent waiting for FCM reply message monitor element
FCM_MESSAGE_RECVS_TOTAL	xs:nonNegativeInteger	fcm_message_recvs_total - FCM message recvs total
FCM_MESSAGE_SEND_VOLUME	xs:nonNegativeInteger	fcm_message_send_volume - FCM message send volume
FCM_MESSAGE_SEND_WAIT_TIME	xs:nonNegativeInteger	fcm_message_send_wait_time - FCM message send wait time
FCM_MESSAGE_SEND_WAITS_TOTAL	xs:nonNegativeInteger	fcm_message_send_waits_total - Number of times spent blocking on an FCM message send monitor element
FCM_MESSAGE_SENDS_TOTAL	xs:nonNegativeInteger	fcm_message_sends_total - FCM message sends total
FCM_RECV_VOLUME	xs:nonNegativeInteger	fcm_recv_volume - FCM recv volume

Table 160. Detailed metrics returned for MON_GET_SERVICE_SUBCLASS_DETAILS (continued)

Element Name	Data Type	Description or corresponding monitor element
FCM_RECV_WAIT_TIME	xs:nonNegativeInteger	fcm_recv_wait_time - FCM recv wait time
FCM_RECV_WAITS_TOTAL	xs:nonNegativeInteger	fcm_recv_waits_total - Number of times spent waiting to receive data through FCM monitor element
FCM_RECVS_TOTAL	xs:nonNegativeInteger	fcm_recvs_total - FCM recvs total
FCM_SEND_VOLUME	xs:nonNegativeInteger	fcm_send_volume - FCM send volume
FCM_SEND_WAIT_TIME	xs:nonNegativeInteger	fcm_send_wait_time - FCM send wait time
FCM_SEND_WAITS_TOTAL	xs:nonNegativeInteger	fcm_send_waits_total - Number of times spent blocking on an FCM send operation monitor element
FCM_SENDS_TOTAL	xs:nonNegativeInteger	fcm_sends_total - FCM sends total
FCM_TQ_RECV_VOLUME	xs:nonNegativeInteger	fcm_tq_recv_volume - FCM tablequeue recv volume
FCM_TQ_RECV_WAIT_TIME	xs:nonNegativeInteger	fcm_tq_recv_wait_time - FCM tablequeue recv wait time
FCM_TQ_RECV_WAITS_TOTAL	xs:nonNegativeInteger	fcm_tq_recv_waits_total - Number of times spent waiting to receive the next buffer monitor element
FCM_TQ_RECVS_TOTAL	xs:nonNegativeInteger	fcm_tq_recvs_total - FCM tablequeue recvs total
FCM_TQ_SEND_VOLUME	xs:nonNegativeInteger	fcm_tq_send_volume - FCM tablequeue send volume
FCM_TQ_SEND_WAIT_TIME	xs:nonNegativeInteger	fcm_tq_send_wait_time - FCM tablequeue send wait time
FCM_TQ_SENDS_TOTAL	xs:nonNegativeInteger	fcm_tq_sends_total - FCM tablequeue send total
FED_ROWS_DELETED	xs:nonNegativeInteger	fed_rows_deleted - Rows deleted by a federation system monitor element
FED_ROWS_INSERTED	xs:nonNegativeInteger	fed_rows_inserted - Rows inserted by a federation system monitor element
FED_ROWS_READ	xs:nonNegativeInteger	fed_rows_read - Rows read by a federation system monitor element
FED_ROWS_UPDATED	xs:nonNegativeInteger	fed_rows_updated - Rows updated by a federation system monitor element
FED_WAIT_TIME	xs:nonNegativeInteger	fed_wait_time - Time spent by a federation server monitor element
FED_WAITS_TOTAL	xs:nonNegativeInteger	fed_waits_total - Total number of execution times for a federation server monitor element
HASH_GRPBY_OVERFLOWS	xs:long	hash_grpby_overflows - Hash group by overflows

Table 160. Detailed metrics returned for MON_GET_SERVICE_SUBCLASS_DETAILS (continued)

Element Name	Data Type	Description or corresponding monitor element
HASH_JOIN_OVERFLOWS	xs:long	hash_join_overflows - Hash Join Overflows monitor element
HASH_JOIN_SMALL_OVERFLOWS	xs:long	hash_join_small_overflows - Hash Join Small Overflows monitor element
IDA_RECV_VOLUME	xs:nonNegativeInteger	ida_recv_volume - Total data volume received monitor element The total volume of data the database server received from an in-database analytics process. The value is reported in bytes.
IDA_RECV_WAIT_TIME	xs:nonNegativeInteger	ida_recv_wait_time - Time spent waiting to receive data monitor element The total amount of time spent waiting to receive data from an in-database analytics process.
IDA_RECVS_TOTAL	xs:nonNegativeInteger	ida_recvs_total - Number of times data received monitor element The total number of times data was received from an in-database analytics process.
IDA_SEND_VOLUME	xs:nonNegativeInteger	ida_send_volume - Total data volume sent monitor element The total volume of data sent from the database server to an in-database analytics process. The value is reported in bytes.
IDA_SEND_WAIT_TIME	xs:nonNegativeInteger	ida_send_wait_time - Time spent waiting to send data monitor element The total amount of time spent waiting to send data to an in-database analytics process.
IDA_SENDS_TOTAL	xs:nonNegativeInteger	ida_sends_total - Number of times data sent monitor element The total number of times data was sent to an in-database analytics process.
IMPLICIT_REBINDS	xs:long	implicit_rebinds - Number of implicit rebinds monitor element
INT_COMMITS	xs:nonNegativeInteger	int_commits - Internal commits
INT_ROLLBACKS	xs:nonNegativeInteger	int_rollbacks - Internal rollbacks
INT_ROWS_DELETED	xs:long	int_rows_deleted - Internal Rows Deleted monitor element
INT_ROWS_INSERTED	xs:long	int_rows_inserted - Internal Rows Inserted monitor element
INT_ROWS_UPDATED	xs:long	int_rows_updated - Internal Rows Updated monitor element

Table 160. Detailed metrics returned for MON_GET_SERVICE_SUBCLASS_DETAILS (continued)

Element Name	Data Type	Description or corresponding monitor element
IPC_RECV_VOLUME	xs:nonNegativeInteger	ipc_recv_volume - Interprocess communication recv volume
IPC_RECV_WAIT_TIME	xs:nonNegativeInteger	ipc_recv_wait_time - Interprocess communication recv wait time
IPC_RECVS_TOTAL	xs:nonNegativeInteger	ipc_recvs_total - Interprocess communication recvs total
IPC_SEND_VOLUME	xs:nonNegativeInteger	ipc_send_volume - Interprocess communication send volume
IPC_SEND_WAIT_TIME	xs:nonNegativeInteger	ipc_send_wait_time - Interprocess communication send wait time
IPC_SENDS_TOTAL	xs:nonNegativeInteger	ipc_sends_total - Interprocess communication send total
LOB_PREFETCH_REQS	xs:nonNegativeInteger	lob_prefetch_reqs - LOB prefetcher request count monitor element
LOB_PREFETCH_WAIT_TIME	xs:nonNegativeInteger	lob_prefetch_wait_time - LOB prefetch wait time monitor element
LOCK_ESCALS	xs:nonNegativeInteger	lock_escals - Number of lock escalations
LOCK_ESCALS_GLOBAL	xs:long	lock_escals_global - Number of global lock escalations monitor element
LOCK_ESCALS_LOCKLIST	xs:long	lock_escals_locklist - Number of locklist lock escalations monitor element
LOCK_ESCALS_MAXLOCKS	xs:long	lock_escals_maxlocks - Number of maxlocks lock escalations monitor element
LOCK_TIMEOUTS	xs:nonNegativeInteger	lock_timeouts - Number of lock timeouts
LOCK_TIMEOUTS_GLOBAL	xs:long	lock_timeouts_global - Lock timeouts global monitor element
LOCK_WAIT_TIME	xs:nonNegativeInteger	lock_wait_time - Time waited on locks
LOCK_WAIT_TIME_GLOBAL	xs:long	lock_wait_time_global - Lock wait time global monitor element
LOCK_WAITS	xs:nonNegativeInteger	lock_waits - Lock waits
LOCK_WAITS_GLOBAL	xs:long	lock_waits_global - Lock waits global monitor element
LOG_BUFFER_WAIT_TIME	xs:nonNegativeInteger	log_buffer_wait_time - Log buffer wait time
LOG_DISK_WAIT_TIME	xs:nonNegativeInteger	log_disk_wait_time - Log disk wait time
LOG_DISK_WAITS_TOTAL	xs:nonNegativeInteger	log_disk_waits_total - Log disk waits total

Table 160. Detailed metrics returned for MON_GET_SERVICE_SUBCLASS_DETAILS (continued)

Element Name	Data Type	Description or corresponding monitor element
MEMBER	xs:nonNegativeInteger	member - Database member
MERGE_SQL_STMTS	xs:long	merge_sql_stmts - Merge SQL statements executed monitor element
NUM_LOG_BUFFER_FULL	xs:nonNegativeInteger	num_log_buffer_full - Number of full log buffers
NUM_LW_THRESH_EXCEEDED	xs:nonNegativeInteger	num_lw_thresh_exceeded - Number of thresholds exceeded
OLAP_FUNC_OVERFLOWS	xs:long	olap_func_overflows - OLAP Function Overflows monitor element
PKG_CACHE_INSERTS	xs:nonNegativeInteger	pkg_cache_inserts - Package cache inserts
PKG_CACHE_LOOKUPS	xs:nonNegativeInteger	pkg_cache_lookups - Package cache lookups
POOL_COL_GBP_INDEP_PAGES_FOUND_IN_LBP	xs:nonNegativeInteger	pool_col_gbp_indep_pages_found_in_lbp - Buffer pool column-organized GBP independent pages found in local buffer pool
POOL_COL_GBP_INVALID_PAGES	xs:nonNegativeInteger	pool_col_gbp_invalid_pages - Buffer pool column-organized GBP invalid data pages
POOL_COL_GBP_L_READS	xs:nonNegativeInteger	pool_col_gbp_l_reads - Buffer pool column-organized GBP logical reads
POOL_COL_GBP_P_READS	xs:nonNegativeInteger	pool_col_gbp_p_reads - Buffer pool column-organized GBP physical reads
POOL_COL_L_READS	xs:nonNegativeInteger	pool_col_l_reads - Buffer pool column-organized logical reads
POOL_COL_LBP_PAGES_FOUND	xs:nonNegativeInteger	pool_col_lbp_pages_found - Buffer pool column-organized LBP pages found
POOL_COL_P_READS	xs:nonNegativeInteger	pool_col_p_reads - Buffer pool column-organized physical reads
POOL_COL_WRITES	xs:nonNegativeInteger	pool_col_writes - Buffer pool column-organized writes
POOL_DATA_GBP_INDEP_PAGES_FOUND_IN_LBP	xs:nonNegativeInteger	pool_data_gbp_indep_pages_found_in_lbp - Group buffer pool independent data pages found in local buffer pool monitor element
POOL_DATA_GBP_INVALID_PAGES	xs:long	pool_data_gbp_invalid_pages - Group buffer pool invalid data pages monitor element
POOL_DATA_GBP_L_READS	xs:long	pool_data_gbp_l_reads - Group buffer pool data logical reads monitor element
POOL_DATA_GBP_P_READS	xs:long	pool_data_gbp_p_reads - Group buffer pool data physical reads monitor element
POOL_DATA_L_READS	xs:nonNegativeInteger	pool_data_l_reads - Buffer pool data logical reads

Table 160. Detailed metrics returned for MON_GET_SERVICE_SUBCLASS_DETAILS (continued)

Element Name	Data Type	Description or corresponding monitor element
POOL_DATA_LBP_PAGES_FOUND	xs:long	pool_data_lbp_pages_found - Local buffer pool found data pages monitor element
POOL_DATA_P_READS	xs:nonNegativeInteger	pool_data_p_reads - Buffer pool data physical reads
POOL_DATA_WRITES	xs:nonNegativeInteger	pool_data_writes - Buffer pool data writes
POOL_FAILED_ASYNC_COL_REQS	xs:nonNegativeInteger	pool_failed_async_col_reqs - Failed column-organized prefetch requests
POOL_FAILED_ASYNC_DATA_REQS	xs:nonNegativeInteger	pool_failed_async_data_reqs - Failed data prefetch requests monitor element
POOL_FAILED_ASYNC_INDEX_REQS	xs:nonNegativeInteger	pool_failed_async_index_reqs - Failed index prefetch requests monitor element
POOL_FAILED_ASYNC_TEMP_COL_REQS	xs:nonNegativeInteger	pool_failed_async_temp_col_reqs - Failed column-organized temporary prefetch requests
POOL_FAILED_ASYNC_TEMP_DATA_REQS	xs:nonNegativeInteger	pool_failed_async_temp_data_reqs - Failed data prefetch requests for temporary table spaces monitor element
POOL_FAILED_ASYNC_TEMP_INDEX_REQS	xs:nonNegativeInteger	pool_failed_async_temp_index_reqs - Failed index prefetch requests for temporary table spaces monitor element
POOL_FAILED_ASYNC_TEMP_XDA_REQS	xs:nonNegativeInteger	pool_failed_async_temp_xda_reqs - Failed XDA prefetch requests for temporary table spaces monitor element
POOL_FAILED_ASYNC_OTHER_REQS	xs:nonNegativeInteger	pool_failed_async_other_reqs - Failed non-prefetch requests monitor element
POOL_FAILED_ASYNC_XDA_REQS	xs:nonNegativeInteger	pool_failed_async_xda_reqs - Failed XDA prefetch requests monitor element
POOL_INDEX_GBP_INDEP_PAGES_FOUND_IN_LBP	xs:nonNegativeInteger	pool_index_gbp_indep_pages_found_in_lbp - Group buffer pool independent index pages found in local buffer pool monitor element
POOL_INDEX_GBP_INVALID_PAGES	xs:long	pool_index_gbp_invalid_pages - Group buffer pool invalid index pages monitor element
POOL_INDEX_GBP_L_READS	xs:long	pool_index_gbp_l_reads - Group buffer pool index logical reads monitor element
POOL_INDEX_GBP_P_READS	xs:long	pool_index_gbp_p_reads - Group buffer pool index physical reads monitor elements
POOL_INDEX_L_READS	xs:nonNegativeInteger	pool_index_l_reads - Buffer pool index logical reads
POOL_INDEX_LBP_PAGES_FOUND	xs:long	pool_index_lbp_pages_found - Local buffer pool index pages found monitor element
POOL_INDEX_P_READS	xs:nonNegativeInteger	pool_index_p_reads - Buffer pool index physical reads

Table 160. Detailed metrics returned for MON_GET_SERVICE_SUBCLASS_DETAILS (continued)

Element Name	Data Type	Description or corresponding monitor element
POOL_INDEX_WRITES	xs:nonNegativeInteger	pool_index_writes - Buffer pool index writes
POOL_QUEUED_ASYNC_COL_REQS	xs:nonNegativeInteger	pool_queued_async_col_reqs - Column-organized prefetch requests
POOL_QUEUED_ASYNC_DATA_PAGES	xs:nonNegativeInteger	pool_queued_async_data_pages - Data pages prefetch requests monitor element
POOL_QUEUED_ASYNC_DATA_REQS	xs:nonNegativeInteger	pool_queued_async_data_reqs - Data prefetch requests monitor element
POOL_QUEUED_ASYNC_INDEX_REQS	xs:nonNegativeInteger	pool_queued_async_index_reqs - Index prefetch requests monitor element
POOL_QUEUED_ASYNC_COL_PAGES	xs:nonNegativeInteger	pool_queued_async_col_pages - Column-organized page prefetch requests
POOL_QUEUED_ASYNC_INDEX_PAGES	xs:nonNegativeInteger	pool_queued_async_index_pages - Index pages prefetch requests monitor element
POOL_QUEUED_ASYNC_TEMP_COL_PAGES	xs:nonNegativeInteger	pool_queued_async_temp_col_pages - Column-organized page temporary prefetch requests
POOL_QUEUED_ASYNC_TEMP_COL_REQS	xs:nonNegativeInteger	pool_queued_async_temp_col_reqs - Column-organized temporary prefetch requests
POOL_QUEUED_ASYNC_TEMP_DATA_PAGES	xs:nonNegativeInteger	pool_queued_async_temp_data_pages - Data pages prefetch requests for temporary table spaces monitor element
POOL_QUEUED_ASYNC_TEMP_DATA_REQS	xs:nonNegativeInteger	pool_queued_async_temp_data_reqs - Data prefetch requests for temporary table spaces monitor element
POOL_QUEUED_ASYNC_TEMP_INDEX_PAGES	xs:nonNegativeInteger	pool_queued_async_temp_index_pages - Index pages prefetch requests for temporary table spaces monitor element
POOL_QUEUED_ASYNC_TEMP_INDEX_REQS	xs:nonNegativeInteger	pool_queued_async_temp_index_reqs - Index prefetch requests for temporary table spaces monitor element
POOL_QUEUED_ASYNC_TEMP_XDA_PAGES	xs:nonNegativeInteger	pool_queued_async_temp_xda_pages - XDA data pages prefetch requests for temporary table spaces monitor element
POOL_QUEUED_ASYNC_TEMP_XDA_REQS	xs:nonNegativeInteger	pool_queued_async_temp_xda_reqs - XDA data prefetch requests for temporary table spaces monitor element
POOL_QUEUED_ASYNC_OTHER_REQS	xs:nonNegativeInteger	pool_queued_async_other_reqs - Non-prefetch requests monitor element
POOL_QUEUED_ASYNC_XDA_PAGES	xs:long	pool_queued_async_xda_pages - XDA pages prefetch requests monitor element
POOL_QUEUED_ASYNC_XDA_REQS	xs:nonNegativeInteger	pool_queued_async_xda_reqs - XDA prefetch requests monitor element
POOL_READ_TIME	xs:nonNegativeInteger	pool_read_time - Total buffer pool physical read time

Table 160. Detailed metrics returned for MON_GET_SERVICE_SUBCLASS_DETAILS (continued)

Element Name	Data Type	Description or corresponding monitor element
POOL_TEMP_COL_L_READS	xs:nonNegativeInteger	pool_temp_col_l_reads - Buffer pool column-organized temporary logical reads
POOL_TEMP_COL_P_READS	xs:nonNegativeInteger	pool_temp_col_p_reads - Buffer pool column-organized temporary physical reads
POOL_TEMP_DATA_L_READS	xs:nonNegativeInteger	pool_temp_data_l_reads - Buffer pool temporary data logical reads
POOL_TEMP_DATA_P_READS	xs:nonNegativeInteger	pool_temp_data_p_reads - Buffer pool temporary data physical reads
POOL_TEMP_INDEX_L_READS	xs:nonNegativeInteger	pool_temp_index_l_reads - Buffer pool temporary index logical reads
POOL_TEMP_INDEX_P_READS	xs:nonNegativeInteger	pool_temp_index_p_reads - Buffer pool temporary index physical reads
POOL_TEMP_XDA_L_READS	xs:nonNegativeInteger	pool_temp_xda_l_reads - Buffer pool temporary XDA data logical reads
POOL_TEMP_XDA_P_READS	xs:nonNegativeInteger	pool_temp_xda_p_reads - Buffer pool temporary XDA data physical reads
POOL_WRITE_TIME	xs:nonNegativeInteger	pool_write_time - Total buffer pool physical write time
POOL_XDA_GBP_INDEP_PAGES_FOUND_IN_LBP	xs:nonNegativeInteger	pool_xda_gbp_indep_pages_found_in_lbp - Group buffer pool XDA independent pages found in local buffer pool monitor element
POOL_XDA_GBP_INVALID_PAGES	xs:nonNegativeInteger	pool_xda_gbp_invalid_pages - Group buffer pool invalid XDA data pages
POOL_XDA_GBP_L_READS	xs:nonNegativeInteger	pool_xda_gbp_l_reads - Group buffer pool XDA data logical read requests
POOL_XDA_GBP_P_READS	xs:nonNegativeInteger	pool_xda_gbp_p_reads - Group buffer pool XDA data physical read requests
POOL_XDA_L_READS	xs:nonNegativeInteger	pool_xda_l_reads - Buffer pool XDA data logical reads
POOL_XDA_LBP_PAGES_FOUND	xs:nonNegativeInteger	pool_xda_lbp_pages_found - Local buffer pool XDA data pages found
POOL_XDA_P_READS	xs:nonNegativeInteger	pool_xda_p_reads - Buffer pool XDA data physical reads
POOL_XDA_WRITES	xs:nonNegativeInteger	pool_xda_writes - Buffer pool XDA data writes
POST_SHRTHRESHOLD_HASH_JOINS	xs:long	post_shrthreshold_hash_joins - Post threshold hash joins monitor element
POST_SHRTHRESHOLD_SORTS	xs:nonNegativeInteger	post_shrthreshold_sorts - Post shared threshold sorts
POST_THRESHOLD_COL_VECTOR_CONSUMERS	xs:long	post_threshold_col_vector_consumers - Post threshold columnar_vector consumers

Table 160. Detailed metrics returned for MON_GET_SERVICE_SUBCLASS_DETAILS (continued)

Element Name	Data Type	Description or corresponding monitor element
POST_THRESHOLD_HASH_GRPBYS	xs:long	post_threshold_hash_grpbys - Hash group by threshold
POST_THRESHOLD_HASH_JOINS	xs:long	post_threshold_hash_joins - Hash Join Threshold monitor element
POST_THRESHOLD_OLAP_FUNCTIONS	xs:long	post_threshold_olap_funcs - OLAP function threshold monitor element
POST_THRESHOLD_PEAS	xs:long	post_threshold_peas - Partial early aggregation threshold
POST_THRESHOLD_PEDS	xs:long	post_threshold_peds - Partial early distincts threshold
PREFETCH_WAIT_TIME	xs:nonNegativeInteger	prefetch_wait_time - Time waited for prefetch
PREFETCH_WAITS	xs:nonNegativeInteger	prefetch_waits - Prefetcher wait count monitor element
FCM_TQ_SEND_WAITS_TOTAL	xs:nonNegativeInteger	fcm_tq_send_waits_total - Number of times spent waiting to send the next buffer monitor element
POST_THRESHOLD_SORTS	xs:long	post_threshold_sorts - Post threshold sorts
RECLAIM_WAIT_TIME	xs:long	reclaim_wait_time - Reclaim wait time monitor element
ROWS_DELETED	xs:long	rows_deleted - Rows deleted monitor element
ROWS_INSERTED	xs:long	rows_inserted - Rows inserted monitor element
ROWS_MODIFIED	xs:nonNegativeInteger	rows_modified - Rows modified
ROWS_READ	xs:nonNegativeInteger	rows_read - Rows read
ROWS_RETURNED	xs:nonNegativeInteger	rows_returned - Rows returned
ROWS_UPDATED	xs:long	rows_updated - Rows updated monitor element
RQSTS_COMPLETED_TOTAL	xs:nonNegativeInteger	rqsts_completed_total - Total requests completed
SELECT_SQL_STMTS	xs:long	select_sql_stmts - Select SQL Statements Executed monitor element
SERVICE_CLASS_ID	xs:nonNegativeInteger	service_class_id - Service class ID
SERVICE_SUPERCLASS_NAME	xs:string(128)	service_superclass_name - Service superclass name
SORT_HEAP_ALLOCATED	xs:long	sort_heap_allocated - Total Sort Heap Allocated
SORT_OVERFLOWS	xs:nonNegativeInteger	sort_overflows - Sort overflows
SORT_SHRHEAP_ALLOCATED	xs:long	sort_shrheap_allocated - Sort Share Heap Currently Allocated

Table 160. Detailed metrics returned for MON_GET_SERVICE_SUBCLASS_DETAILS (continued)

Element Name	Data Type	Description or corresponding monitor element
SPACEMAPPAGE_RECLAIM_WAIT_TIME	xs:long	spacemappage_reclaim_wait_time - Space map page reclaim wait time monitor element
STATIC_SQL_STMTS	xs:long	static_sql_stmts - Static SQL Statements Attempted monitor element
TCPIP_RECV_VOLUME	xs:nonNegativeInteger	tcPIP_recv_volume - TCP/IP received volume
TCPIP_RECV_WAIT_TIME	xs:nonNegativeInteger	tcPIP_recv_wait_time - TCP/IP recv wait time
TCPIP_RECVS_TOTAL	xs:nonNegativeInteger	tcPIP_recvs_total - TCP/IP recvs total
TCPIP_SEND_VOLUME	xs:nonNegativeInteger	tcPIP_send_volume - TCP/IP send volume
TCPIP_SEND_WAIT_TIME	xs:nonNegativeInteger	tcPIP_send_wait_time - TCP/IP send wait time
TCPIP_SENDS_TOTAL	xs:nonNegativeInteger	tcPIP_sends_total - TCP/IP sends total
THRESH_VIOLATIONS	xs:nonNegativeInteger	thresh_violations - Number of threshold violations
TOTAL_ACT_TIME	xs:nonNegativeInteger	total_act_time - Total activity time
TOTAL_ACT_WAIT_TIME	xs:nonNegativeInteger	total_act_wait_time - Total activity wait time
TOTAL_APP_COMMITS	xs:nonNegativeInteger	total_app_commits - Total application commits
TOTAL_APP_ROLLBACKS	xs:nonNegativeInteger	total_app_rollbacks - Total application rollbacks
TOTAL_APP_RQST_TIME	xs:nonNegativeInteger	total_app_rqst_time - Total application request time
TOTAL_APP_SECTION_EXECUTIONS	xs:nonNegativeInteger	total_app_section_executions - Total section executions
TOTAL_BACKUP_PROC_TIME	xs:long	total_backup_proc_time - Total non-wait time for online backups
TOTAL_BACKUP_TIME	xs:long	total_backup_time - Total elapsed time for online backups
TOTAL_BACKUPS	xs:long	total_backups - Total backups
TOTAL_COL_EXECUTIONS	xs:nonNegativeInteger	total_col_executions - Total column-organized executions
TOTAL_COL_PROC_TIME	xs:nonNegativeInteger	total_col_proc_time - Total column-organized processing time
TOTAL_COL_SYNOPSIS_EXECUTIONS	xs:nonNegativeInteger	total_col_synopsis_executions - Total column-organized synopsis table executions monitor element

Table 160. Detailed metrics returned for MON_GET_SERVICE_SUBCLASS_DETAILS (continued)

Element Name	Data Type	Description or corresponding monitor element
TOTAL_COL_SYNOPSIS_PROC_TIME	xs:nonNegativeInteger	total_col_synopsis_proc_time - Total column-organized synopsis table processing time monitor element
TOTAL_COL_SYNOPSIS_TIME	xs:nonNegativeInteger	total_col_synopsis_time - Total column-organized synopsis table time monitor element
TOTAL_COL_TIME	xs:nonNegativeInteger	total_col_time - Total column-organized time
TOTAL_COL_VECTOR_CONSUMERS	xs:long	total_col_vector_consumers - Total columnar_vector consumers
TOTAL_COMMIT_PROC_TIME	xs:nonNegativeInteger	total_commit_proc_time - Total commits processing time
TOTAL_COMMIT_TIME	xs:nonNegativeInteger	total_commit_time - Total commit time
TOTAL_COMPILATIONS	xs:nonNegativeInteger	total_compilations - Total compilations
TOTAL_COMPILE_PROC_TIME	xs:nonNegativeInteger	total_compile_proc_time - Total compile processing time
TOTAL_COMPILE_TIME	xs:nonNegativeInteger	total_compile_time - Total compile time
TOTAL_CONNECT_AUTHENTICATIONS	xs:nonNegativeInteger	total_connect_authentications - Connections or switch user authentications performed
TOTAL_CONNECT_AUTHENTICATION_PROC_TIME	xs:nonNegativeInteger	total_connect_authentication_proc_time - Total connection authentication processing time
TOTAL_CONNECT_AUTHENTICATION_TIME	xs:nonNegativeInteger	total_connect_authentication_time - Total connection or switch user authentication request time
TOTAL_CONNECT_REQUEST_PROC_TIME	xs:nonNegativeInteger	total_connect_request_proc_time - Total connection or switch user request processing time
TOTAL_CONNECT_REQUEST_TIME	xs:nonNegativeInteger	total_connect_request_time - Total connection or switch user request time
TOTAL_CONNECT_REQUESTS	xs:nonNegativeInteger	total_connect_requests - Connection or switch user requests
TOTAL_CPU_TIME	xs:nonNegativeInteger	total_cpu_time - Total CPU time
TOTAL_DISP_RUN_QUEUE_TIME	xs:long	total_disp_run_queue_time - Total dispatcher run queue time
TOTAL_EXTENDED_LATCH_WAIT_TIME	xs:nonNegativeInteger	total_extended_latch_wait_time - Total extended latch wait time
TOTAL_EXTENDED_LATCH_WAITS	xs:nonNegativeInteger	total_extended_latch_waits - Total extended latch waits
TOTAL_HASH_GRPBY	xs:long	total_hash_grpbys - Total hash group by operations
TOTAL_HASH_JOINS	xs:long	total_hash_joins - Total Hash Joins monitor element
TOTAL_HASH_LOOPS	xs:long	total_hash_loops - Total Hash Loops monitor element

Table 160. Detailed metrics returned for MON_GET_SERVICE_SUBCLASS_DETAILS (continued)

Element Name	Data Type	Description or corresponding monitor element
TOTAL_IMPLICIT_COMPILATIONS	xs:nonNegativeInteger	total_implicit_compilations - Total implicit complications
TOTAL_IMPLICIT_COMPILE_PROC_TIME	xs:nonNegativeInteger	total_implicit_compile_proc_time - Total implicit compile processing time
TOTAL_IMPLICIT_COMPILE_TIME	xs:nonNegativeInteger	total_implicit_compile_time - Total implicit compile time
TOTAL_INDEX_BUILD_PROC_TIME	xs:long	total_index_build_proc_time - Total non-wait time spent building indexes due to index creation, recreation or rebuilding
TOTAL_INDEX_BUILD_TIME	xs:long	total_index_build_time - Total time spent building indexes due to index creation, recreation or rebuilding
TOTAL_INDEXES_BUILT	xs:long	total_indexes_built - Total number of indexes built
TOTAL_LOAD_PROC_TIME	xs:nonNegativeInteger	total_load_proc_time - Total load processing time
TOTAL_LOAD_TIME	xs:nonNegativeInteger	total_load_time - Total load time
TOTAL_LOADS	xs:nonNegativeInteger	total_loads - Total loads
TOTAL_OLAP_FUNCS	xs:long	total_olap_funcs - Total OLAP Functions monitor element
TOTAL_PEAS	xs:long	total_peas - Total partial early aggregations
TOTAL_PEDS	xs:long	total_peds - Total partial early distincts
TOTAL_REORG_PROC_TIME	xs:nonNegativeInteger	total_reorg_proc_time - Total reorganization processing time
TOTAL_REORG_TIME	xs:nonNegativeInteger	total_reorg_time - Total reorganization time
TOTAL_REORGS	xs:nonNegativeInteger	total_reorgs - Total reorganizations
TOTAL_ROLLBACK_PROC_TIME	xs:nonNegativeInteger	total_rollback_proc_time - Total rollback processing time
TOTAL_ROLLBACK_TIME	xs:nonNegativeInteger	total_rollback_time - Total rollback time
TOTAL_ROUTINE_INVOCATIONS	xs:nonNegativeInteger	total_routine_invocations - Total routine invocations
TOTAL_ROUTINE_TIME	xs:nonNegativeInteger	total_routine_time - Total routine time
TOTAL_ROUTINE_USER_CODE_PROC_TIME	xs:nonNegativeInteger	total_routine_user_code_proc_time - Total routine user code processing time
TOTAL_ROUTINE_USER_CODE_TIME	xs:nonNegativeInteger	total_routine_user_code_time - Total routine user code time
TOTAL_RQST_MAPPED_IN	xs:nonNegativeInteger	total_rqst_mapped_in - Total request mapped-in

Table 160. Detailed metrics returned for MON_GET_SERVICE_SUBCLASS_DETAILS (continued)

Element Name	Data Type	Description or corresponding monitor element
TOTAL_RQST_MAPPED_OUT	xs:nonNegativeInteger	total_rqst_mapped_out - Total request mapped-out
TOTAL_RQST_TIME	xs:nonNegativeInteger	total_rqst_time - Total request time
TOTAL_RUNSTATS	xs:nonNegativeInteger	total_runstats - Total runtime statistics
TOTAL_RUNSTATS_PROC_TIME	xs:nonNegativeInteger	total_runstats_proc_time - Total runtime statistics processing time
TOTAL_RUNSTATS_TIME	xs:nonNegativeInteger	total_runstats_time - Total runtime statistics
TOTAL_SECTION_PROC_TIME	xs:nonNegativeInteger	total_section_proc_time - Total section processing time
TOTAL_SECTION_SORT_PROC_TIME	xs:nonNegativeInteger	total_section_sort_proc_time - Total section sort processing time
TOTAL_SECTION_SORT_TIME	xs:nonNegativeInteger	total_section_sort_time - Total section sort time
TOTAL_SECTION_SORTS	xs:nonNegativeInteger	total_section_sorts - Total section sorts
TOTAL_SECTION_TIME	xs:nonNegativeInteger	total_section_time - Total section time
TOTAL_SORTS	xs:nonNegativeInteger	total_sorts - Total Sorts
TOTAL_STATS_FABRICATION_PROC_TIME	xs:nonNegativeInteger	total_stats_fabrication_proc_time - Total statistics fabrication processing time
TOTAL_STATS_FABRICATION_TIME	xs:nonNegativeInteger	total_stats_fabrication_time - Total statistics fabrication time
TOTAL_STATS_FABRICATIONS	xs:nonNegativeInteger	total_stats_fabrications - Total statistics fabrications
TOTAL_SYNC_RUNSTATS	xs:nonNegativeInteger	total_sync_runstats - Total synchronous RUNSTATS activities
TOTAL_SYNC_RUNSTATS_PROC_TIME	xs:nonNegativeInteger	total_sync_runstats_proc_time - Total synchronous RUNSTATS processing time
TOTAL_SYNC_RUNSTATS_TIME	xs:nonNegativeInteger	total_sync_runstats_time - Total synchronous RUNSTATS time
TOTAL_WAIT_TIME	xs:nonNegativeInteger	total_wait_time - Total wait time
TQ_SORT_HEAP_REJECTIONS	xs:long	tq_sort_heap_rejections - Table queue sort heap rejections
TQ_SORT_HEAP_REQUESTS	xs:long	tq_sort_heap_requests - Table queue sort heap requests
TQ_TOT_SEND_SPILLS	xs:nonNegativeInteger	tq_tot_send_spills - Total number of table queue buffers overflowed

Table 160. Detailed metrics returned for MON_GET_SERVICE_SUBCLASS_DETAILS (continued)

Element Name	Data Type	Description or corresponding monitor element
UID_SQL_STMTS	xs:long	uid_sql_stmts - Update/Insert/Delete SQL Statements Executed monitor element
WLM_QUEUE_ASSIGNMENTS_TOTAL	xs:nonNegativeInteger	wlm_queue_assignments_total - Workload manager total queue assignments
WLM_QUEUE_TIME_TOTAL	xs:nonNegativeInteger	wlm_queue_time_total - Workload manager total queue time
XQUERY_STMTS	xs:long	xquery_stmts - XQuery Statements Attempted monitor element
LOW_PRIORITY_ACT_TOTAL	xs:long	low_priority_act_total – Total number of low priority activities monitor element
MEDIUM_PRIORITY_ACT_TOTAL	xs:long	medium_priority_act_total – Total number of medium priority activities monitor element
HIGH_PRIORITY_ACT_TOTAL	xs:long	high_priority_act_total – Total number of high priority activities monitor element
CRITICAL_PRIORITY_ACT_TOTAL	xs:long	critical_priority_act_total – Total number of critical priority activities monitor element
SESSION_PRIORITY	xs:string(10)	session_priority - Session priority monitor element elementsession_priority - Session priority monitor element

Usage notes

The metrics returned by the MON_GET_SERVICE_SUPERCLASS_DETAILS table function represent the accumulation of all metrics for requests that have executed under the indicated service superclass. This function is similar to the MON_GET_SERVICE_SUPERCLASS table function:

- The MON_GET_SERVICE_SUPERCLASS table function returns the most commonly used metrics in a column based format and is the most performance efficient method of retrieving metrics.
- The MON_GET_SERVICE_SUPERCLASS_DETAILS table function returns the entire set of available metrics in an XML document format, which provides maximum flexibility for formatting output. The XML-based output can be parsed directly by an XML parser, or it can be converted to relational format by the XMLTABLE function (see the example).

Metrics are rolled up to a service class on unit of work boundaries, and periodically during the execution of requests. Therefore, the values reported by this table function reflect the current state of the system at the time of the most recent rollup. Metrics are strictly increasing in value. To determine the value of a given metric for an interval of time, use the MON_GET_SERVICE_SUPERCLASS_DETAILS table function to query the metric at the start and end of the interval, and compute the difference.

Request metrics are controlled through the COLLECT REQUEST METRICS clause on service superclasses, and the **mon_req_metrics** database configuration parameter at the database level. Metrics are only collected for a request if the request is processed by an agent in a service subclass whose parent service superclass has request metrics enabled, or if request metrics collection is enabled for the entire database. By default request metrics are enabled at the database level. If request metrics are disabled at the database level and for a service superclass, the metrics reported for each connection mapped to that service superclass stop increasing (or remain at 0 if request metrics were disabled at database activation time).

The MON_GET_SERVICE_SUPERCLASS_DETAILS table function returns one row of data per service superclass and per member. No aggregation across service classes (on a member), or across members

(for a service class or more), is performed. However, aggregation can be achieved through SQL queries (see the example). The input parameters have the effect of being ANDed together.

Note that the metrics from background EDUs such as prefetchers and page cleaners are not rolled up to service classes.

The schema for the XML document that is returned in the DETAILS column is available in the file `sql1lib/misc/DB2MonRoutines.xsd`. Further details can be found in the file `sql1lib/misc/DB2MonCommon.xsd`.

Example

Display the total CPU time used and total number of requests processed for each service superclass, ordered by CPU usage in relational format (using XMLTABLE).

```
SELECT varchar(service_superclass_name,30) as service_superclass,
       sum(total_cpu_time) as total_cpu,
       sum(app_rqsts_completed_total) as total_rqsts
FROM TABLE(MON_GET_SERVICE_SUPERCLASS('',-2))
AS t
GROUP BY service_superclass_name
ORDER BY total_cpu desc
```

The following is an example of output from this query.

SERVICE_SUPERCLASS	TOTAL_CPU	TOTAL_RQSTS
SYSDEFAULTUSERCLASS	2428188	26
SYSDEFAULTMAINTENANCECLASS	0	0
SYSDEFAULTSYSTEMCLASS	0	0

3 record(s) selected.

MON_GET_SERVICE_SUPERCLASS_STATS - Return statistics of service superclasses

The `MON_GET_SERVICE_SUPERCLASS_STATS` function returns basic statistics of one or more service superclasses.

Authorization

One of the following authorizations is required:

- EXECUTE privilege on the routine
- DATAACCESS authority
- DBADM authority
- SQLADM authority
- WLMADM authority

Default PUBLIC privilege

None

Syntax

```
►► MON_GET_SERVICE_SUPERCLASS_STATS ( ( — service_superclass_name — , — member — ) )
```

The schema is SYSPROC.

Routine parameters

service_superclass_name

An input argument of type VARCHAR(128) that specifies the name of a service superclass in the currently connected database. If the argument is null or an empty string, the data is retrieved for all of the superclasses in the database.

member

An input argument of type INTEGER that specifies a valid member number in the same instance as the currently connected database. Specify -1 for the current member, or -2 for all active database members. If the null value is specified, -1 is set implicitly.

Information returned

Column name	Data type	Description
SERVICE_SUPERCLASS_NAME	VARCHAR(128)	service_superclass_name - Service superclass name monitor element
DBPARTITIONNUM	SMALLINT	dbpartitionnum - Database partition number monitor element
LAST_RESET	TIMESTAMP	last_reset - Last Reset Timestamp monitor element
COORD_ACT_COMPLETED_TOTAL	BIGINT	coord_act_completed_total - Coordinator activities completed total monitor element
COORD_ACT_ABORTED_TOTAL	BIGINT	coord_act_aborted_total - Coordinator activities aborted total monitor element
COORD_ACT_REJECTED_TOTAL	BIGINT	coord_act_rejected_total - Coordinator activities rejected total monitor element
CONCURRENT_ACT_TOP	INTEGER	concurrent_act_top - Concurrent activity top monitor element
COORD_ACT_LIFETIME_TOP	BIGINT	coord_act_lifetime_top - Coordinator activity lifetime top monitor element
COORD_ACT_LIFETIME_AVG	DOUBLE	coord_act_lifetime_avg - Coordinator activity lifetime average monitor element

Table 161. Information returned by the MON_GET_SERVICE_SUPERCLASS_STATS routine (continued)

Column name	Data type	Description
COORD_ACT_LIFETIME_STDDEV	DOUBLE	<p>Standard deviation of lifetime for coordinator activities at nesting level 0 that were associated with this service superclass since the last reset. If the COLLECT AGGREGATE ACTIVITY DATA parameter of the service class is set to NONE, the value of the column is null. Units are milliseconds.</p> <p>This standard deviation is computed from the coordinator activity lifetime histogram and may be inaccurate if the histogram is not correctly sized to fit the data. The value of -1 is returned if any values fall into the last histogram bin.</p> <p>The COORD_ACT_LIFETIME_STDDEV value of a service superclass is unaffected by activities that pass through the service superclass but are remapped to a different superclass before they are completed.</p>
COORD_ACT_EXEC_TIME_AVG	DOUBLE	<p>coord_act_exec_time_avg - Coordinator activities execution time average monitor element</p>
COORD_ACT_EXEC_TIME_STDDEV	DOUBLE	<p>Standard deviation of the execution times for coordinator activities at nesting level 0 that were associated with this service superclass since the last reset. Units are milliseconds.</p> <p>This standard deviation is computed from the coordinator activity executetime histogram and may be inaccurate if the histogram is not correctly sized to fit the data. The value of -1 is returned if any values fall into the last histogram bin.</p> <p>The execution time standard deviation of a service superclass is unaffected by activities that pass through the superclass but are remapped to a different superclass before they are completed.</p>
COORD_ACT_QUEUE_TIME_AVG	DOUBLE	<p>coord_act_queue_time_avg - Coordinator activity queue time average monitor element</p>

Table 161. Information returned by the MON_GET_SERVICE_SUPERCLASS_STATS routine (continued)

Column name	Data type	Description
COORD_ACT_QUEUE_TIME_STDDEV	DOUBLE	<p>Standard deviation of the queue time for coordinator activities at nesting level 0 that were associated with this service superclass since the last reset. If the COLLECT AGGREGATE ACTIVITY DATA parameter of the service class is set to NONE, the value of the column is null. Units are milliseconds.</p> <p>This standard deviation is computed from the coordinator activity queue time histogram and may be inaccurate if the histogram is not correctly sized to fit the data. The value of -1 is returned if any values fall into the last histogram bin.</p> <p>The queue time standard deviation is counted only toward the service superclass in which the activity was queued.</p>
CONCURRENT_WLO_TOP	INTEGER	concurrent_wlo_top - Concurrent workload occurrences top monitor element
UOW_TOTAL_TIME_TOP	BIGINT	uow_total_time_top - UOW total time top monitor element
UOW_THROUGHPUT	DOUBLE	<p>uow_throughput - Unit of work throughput monitor element</p> <p>The unit of work throughput since the last reset of the statistics.</p>
UOW_LIFETIME_AVG	DOUBLE	uow_lifetime_avg - Unit of work lifetime average monitor element
UOW_COMPLETED_TOTAL	BIGINT	uow_completed_total - Total completed units of work monitor element
TOTAL_CPU_TIME	BIGINT	total_cpu_time - Total CPU time monitor element
TOTAL_DISP_RUN_QUEUE_TIME	BIGINT	total_disp_run_queue_time - Total dispatcher run queue time monitor element
ACT_THROUGHPUT	DOUBLE	act_throughput - Activity throughput monitor element
CPU_UTILIZATION	DOUBLE	cpu_utilization - CPU utilization monitor element
APP_ACT_COMPLETED_TOTAL	BIGINT	app_act_completed_total - Total successful external coordinator activities monitor element

Table 161. Information returned by the MON_GET_SERVICE_SUPERCLASS_STATS routine (continued)

Column name	Data type	Description
APP_ACT_ABORTED_TOTAL	BIGINT	app_act_aborted_total - Total failed external coordinator activities monitor element
APP_ACT_REJECTED_TOTAL	BIGINT	app_act_rejected_total - Total rejected external coordinator activities monitor element
MEMBER	SMALLINT	member - Database member monitor element
ACTIVE_HASH_GRPBYS_TOP	BIGINT	active_hash_grpbys_top - Active hash Group By operations high watermark
ACTIVE_HASH_JOINS_TOP	BIGINT	active_hash_joins_top - Active hash joins operations high watermark
ACTIVE_OLAP_FUNCS_TOP	BIGINT	active_olap_funcs_top - Active OLAP functions operations high watermark
ACTIVE_PEAS_TOP	BIGINT	active_peas_top - Active partial early aggregations operations high watermark
ACTIVE_PEDS_TOP	BIGINT	active_peds_top - Active partial early distinct operations high watermark
ACTIVE_SORT_CONSUMERS_TOP	BIGINT	active_sort_consumers_top - Active sort consumers high watermark
ACTIVE_SORTS_TOP	BIGINT	active_sorts_top - Active Sorts high watermark
ACTIVE_COL_VECTOR_CONSUMERS_TOP	BIGINT	active_col_vector_consumers_top - Active columnar_vector consumers high watermark
SORT_CONSUMER_HEAP_TOP	BIGINT	sort_consumer_heap_top - Individual private sort heap consumer high watermark
SORT_CONSUMER_SHRHEAP_TOP	BIGINT	sort_consumer_shrheap_top - Individual shared sort heap consumer high watermark
SORT_HEAP_TOP	BIGINT	sort_heap_top - Sort private heap high watermark
SORT_SHRHEAP_TOP	BIGINT	sort_shrheap_top - Sort share heap high watermark
RESOURCE_SHARES	BIGINT	resource_shares - The defined resource shares for this superclass.
RESOURCE_SHARE_TYPE	VARCHAR(4)	resource_share_type - The resource shares type for this superclass.
RESOURCE_ENTITLEMENT	DOUBLE	resource_share_type - The resource shares type for this superclass.
EFF_PARALLELISM_TOP	BIGINT	eff_parallelism_top - The top effective parallelism

<i>Table 161. Information returned by the MON_GET_SERVICE_SUPERCLASS_STATS routine (continued)</i>		
Column name	Data type	Description
EFF_PARALLELISM_AVG	DOUBLE	eff_parallelism_avg - The average effective parallelism
ACTUAL_PARALLELISM_TOP	BIGINT	actual_parallelism_top - The actual parallelism peak
ACTUAL_PARALLELISM_AVG	DOUBLE	actual_parallelism_top - The actual parallelism average.
AGENT_LOAD_TRGT_UTILIZATION_TOP	DOUBLE	agent_load_trgt_utilization_top - The agent load utilization peak.
AGENT_LOAD_TRGT_UTILIZATION_AVG	DOUBLE	agent_load_trgt_utilization_avg - The agent load utilization average.
CPU_ENTITLEMENT	DOUBLE	cpu_entitlement - The CPU entitlement percentage.
CPU_SHARE_TYPE	VARCHAR(4)	cpu_share_type - The CPU share type.
ACT_CPU_TIME_TOP	BIGINT	act_cpu_time_top - The activity CPU time.
ACT_ROWS_READ_TOP	BIGINT	act_rows_read_top - The peak number of rows read by activities.
COORD_ACT_EST_COST_AVG	DOUBLE	coord_act_est_cost_avg - The coordinator activity estimated cost average.
COORD_ACT_EST_COST_STDDEV	DOUBLE	coord_act_est_cost_stddev - The coordinator activity estimated cost standard deviation.
COORD_ACT_INTERARRIVAL_TIME_AVG	DOUBLE	coord_act_interarrival_time_avg - The coordinator activity arrival time average.
COORD_ACT_INTERARRIVAL_TIME_STDDEV	DOUBLE	coord_act_interarrival_time_stddev - The coordinator activity inter-arrival time standard deviation.
COST_ESTIMATE_TOP	BIGINT	cost_estimate_top - The peak estimated cost of DML activities.
ROWS_RETURNED_TOP	BIGINT	cost_estimate_top - The peak actual rows returned by DML activities.
TEMP_TABLESPACE_TOP	BIGINT	temp_tablespace_top - The peak value for temporary table space usage of DML activities.
AGG_TEMP_TABLESPACE_TOP	BIGINT	agg_temp_tablespace_top - The peak aggregate temporary table space usage of DML activities.
SERVICE_CLASS_ID	INTEGER	service_class_id - The unique ID of a service superclass.
ACT_TOP	BIGINT	act_top - The activity peak for the service superclass.

Table 161. Information returned by the MON_GET_SERVICE_SUPERCLASS_STATS routine (continued)

Column name	Data type	Description
SORT_SHRHEAP_AVG	DOUBLE	sort_shrheap_avg - The average amount of used sort shared heap
SORT_SHRHEAP_UTILIZATION_AVG	DOUBLE	sort_shrheap_utilization_avg - The average sort shared heap utilization
SORT_SHRHEAP_UTILIZATION_TOP	DOUBLE	sort_shrheap_utilization_top - The peak sort shared heap utilization
CONCURRENT_CONNECTION_TOP	BIGINT	concurrent_connection_top - The peak concurrent connections for this service superclass.
AGENT_LOAD_TRGT_DEMAND_TOP	DOUBLE	agent_load_trgt_demand_top - Peak estimated agent load target demand monitor elementagent_load_trgt_demand_top - Peak estimated agent load target demand monitor element
AGENT_LOAD_TRGT_DEMAND_AVG	DOUBLE	agent_load_trgt_demand_avg - Average estimated agent load target demand monitor elementagent_load_trgt_demand_avg - Average estimated agent load target demand monitor element
SORT_SHRHEAP_DEMAND_TOP	DOUBLE	sort_shrheap_demand_top - Peak estimated sort memory demand monitor elementsort_shrheap_demand_top - Peak estimated sort memory demand monitor element
SORT_SHRHEAP_DEMAND_AVG	DOUBLE	sort_shrheap_demand_avg - Average estimated sort memory demand monitor element sort_shrheap_demand_avg - Average estimated sort memory demand monitor element
ADM_RUNNING_ACT_LOAD	DOUBLE	adm_running_act_load - Load of running activities controlled by adaptive workload management monitor element adm_running_act_load - Load of running activities controlled by adaptive workload management monitor element
ADM_QUEUED_ACT_LOAD	DOUBLE	adm_queued_act_load - Load of queued activities controlled by adaptive workload management monitor element adm_queued_act_load - Load of queued activities controlled by adaptive workload management monitor element

Table 161. Information returned by the MON_GET_SERVICE_SUPERCLASS_STATS routine (continued)

Column name	Data type	Description
ADM_BYPASSED_ACT_LOAD	DOUBLE	<u>adm_bypassed_act_load</u> - Load of activities that bypass the adaptive workload manager monitor <u>elementadm_bypassed_act_load</u> - Load of activities that bypass the adaptive workload manager monitor element
ADM_RUNNING_ACT_TIME	BIGINT	<u>adm_running_act_time</u> - Total time spent running activities controlled by the adaptive workload manager monitor <u>elementadm_running_act_time</u> - Total time spent running activities controlled by the adaptive workload manager monitor element
ADM_QUEUED_ACT_TIME	BIGINT	<u>adm_queued_act_time</u> - Total time spent queued activities controlled by adaptive workload manager monitor element <u>adm_queued_act_time</u> - Load of queued activities controlled by adaptive workload management monitor element
ADM_BYPASSED_ACT_TIME	BIGINT	<u>adm_bypassed_act_time</u> - Total time spent running activities that bypass adaptive workload manager monitor element <u>adm_bypassed_act_time</u> - Total time spent running activities that bypass adaptive workload manager monitor element

Usage notes

The MON_GET_SERVICE_SUPERCLASS_STATS table function returns one row of data per service superclass and per member. The function does not aggregate data across service superclasses (on a member) or across members (for one or more service superclasses). However, you can use SQL queries to aggregate data, as shown in the previous example.

Examples

Example 1: The following query displays some basic statistics for all the service superclasses on the system, across all database members:

```
SELECT SUBSTR(SERVICE_SUPERCLASS_NAME, 1, 26) SERVICE_SUPERCLASS_NAME,
       MEMBER,
       LAST_RESET,
       CONCURRENT_CONNECTION_TOP CONCURRENT_CONN_TOP
FROM TABLE(MON_GET_SERVICE_SUPERCLASS_STATS('', -2)) as SCSTATS
```

Sample output is as follows:

```
SERVICE_SUPERCLASS_NAME  MEMBER      ...
-----
SYSDFAULTSYSTEMCLASS    0 ...
```

```
SYSDEFAULTMAINTENANCECLASS      0 ...
SYSDEFAULTUSERCLASS             0 ...
```

```
... LAST_RESET                CONCURRENT_CONN_TOP
... -----
... 2006-09-05-09.38.44.396788      0
... 2006-09-05-09.38.44.396795      0
... 2006-09-05-09.38.44.396796      1
```

Example 2: Because every activity must be mapped to a database service class before being run, you can monitor the global state of the system by using the service class statistics table functions and querying all of the service classes on all members. In the following example, a null value is passed for service_superclass_name to return statistics for all service superclasses, and the value -2 is specified for member to return statistics for all members:

```
SELECT SUBSTR(SERVICE_SUPERCLASS_NAME,1,19) AS SUPERCLASS_NAME,
SUBSTR(CHAR(MEMBER),1,4) AS MEMB,
CAST(COORD_ACT_LIFETIME_AVG / 1000 AS DECIMAL(9,3))
AS AVGLIFETIME,
CAST(COORD_ACT_LIFETIME_STDDEV / 1000 AS DECIMAL(9,3))
AS STDDEVLIFETIME,
SUBSTR(CAST(LAST_RESET AS VARCHAR(30)),1,16) AS LAST_RESET
FROM TABLE(MON_GET_SERVICE_SUPERCLASS_STATS(CAST(NULL AS VARCHAR(128)),
-2)) AS SCSTATS ORDER BY SUPERCLASS_NAME, MEMB
```

The statement returns service superclass statistics such as average activity lifetime and standard deviation in seconds, as shown in the following sample output:

```
SUPERCLASS_NAME      MEMB AVGLIFETIME STDDEVLIFETIME LAST_RESET
-----
SYSDEFAULTUSERCLASS  0      634.511      22.774 2019-03-08-14.22
```

Example 3: The same table function can also give the highest value for average concurrency of coordinator activities running in the service superclass on each member:

```
SELECT SUBSTR(SERVICE_SUPERCLASS_NAME,1,19) AS SUPERCLASS_NAME,
SUBSTR(CHAR(MEMBER),1,4) AS MEMB,
CONCURRENT_ACT_TOP AS ACTTOP,
CONCURRENT_WLO_TOP AS CONNTOP
FROM TABLE(MON_GET_SERVICE_SUPERCLASS_STATS(CAST(NULL AS VARCHAR(128)),
-2)) AS SCSTATS ORDER BY SUPERCLASS_NAME, MEMB
```

Sample output is as follows:

```
SUPERCLASS_NAME      MEMB ACTTOP      CONNTOP
-----
SYSDEFAULTUSERCLASS  0      11           5
SYSDEFAULTUSERCLASS  1       9           6
```

By checking the average execution times and numbers of activities in the output of this table function, you can get a good high-level view of the load on each member for a specific database. Any significant variations in the high-level gauges returned by this table function might indicate a change in the load on the system.

MON_GET_TABLE table function - get table metrics

The MON_GET_TABLE table function returns monitor metrics for one or more tables.

Syntax

```
➤ MON_GET_TABLE ( ( — tabschema — , — tablename — , — member — ) ) ➤
```

The schema is SYSPROC.

Table function parameters

tabschema

An input argument of type VARCHAR(128) that specifies a valid table schema name in the currently connected database when calling this function. If the argument is null or an empty string, metrics are retrieved for all tables in all schemas in the database. If the argument is specified, metrics are only returned for tables in the specified schema.

tablename

An input argument of type VARCHAR(128) that specifies a valid table name in the currently connected database when calling this function. If the argument is null or an empty string, metrics are retrieved for all the tables in the database.

member

An input argument of type INTEGER that specifies a valid member in the same instance as the currently connected database when calling this function. Specify -1 for the current database member, or -2 for all active database members. If the NULL value is specified, -1 is set implicitly.

Authorization

One of the following authorities is required to execute the routine:

- EXECUTE privilege on the routine
- DATAACCESS authority
- DBADM authority
- SQLADM authority

Default PUBLIC privilege

None

Information returned

Column Name	Data Type	Description
TABSCHEMA	VARCHAR(128)	table_schema - Table schema name
TABNAME	VARCHAR(128)	table_name - Table name
MEMBER	SMALLINT	member - Database member
TAB_TYPE	VARCHAR(14)	table_type - Table type
TAB_FILE_ID	BIGINT	table_file_id - Table file ID
DATA_PARTITION_ID	INTEGER	data_partition_id - Data partition identifier
TBSP_ID	BIGINT	tablespace_id - Table space identification
INDEX_TBSP_ID	BIGINT	index_tbsp_id - Index table space ID
LONG_TBSP_ID	BIGINT	long_tbsp_id - Long table space ID
TABLE_SCANS	BIGINT	table_scans - Table scans
ROWS_READ	BIGINT	rows_read - Rows read
ROWS_INSERTED	BIGINT	rows_inserted - Rows inserted
ROWS_UPDATED	BIGINT	rows_updated - Rows updated
ROWS_DELETED	BIGINT	rows_deleted - Rows deleted
OVERFLOW_ACCESSES	BIGINT	overflow_accesses - Accesses to overflowed records

Table 162. Information returned for MON_GET_TABLE (continued)

Column Name	Data Type	Description
OVERFLOW_CREATES	BIGINT	overflow_creates - Overflow creates
PAGE_REORGS	BIGINT	page_reorgs - Page reorganizations
DATA_OBJECT_L_PAGES	BIGINT	data_object_l_pages - Logical data object pages
LOB_OBJECT_L_PAGES	BIGINT	lob_object_l_pages - Logical LOB object pages
LONG_OBJECT_L_PAGES	BIGINT	long_object_l_pages - Logical Long object pages
INDEX_OBJECT_L_PAGES	BIGINT	index_object_l_pages - Logical index object pages
XDA_OBJECT_L_PAGES	BIGINT	xda_object_l_pages - Logical XDA object pages
DBPARTITIONNUM	SMALLINT	dbpartitionnum - Database partition number
NO_CHANGE_UPDATES	BIGINT	no_change_updates - Number of no change row updates
LOCK_WAIT_TIME	BIGINT	lock_wait_time - Time waited on locks
LOCK_WAIT_TIME_GLOBAL	BIGINT	lock_wait_time_global - Lock wait time global
LOCK_WAITS	BIGINT	lock_waits - Lock waits
LOCK_WAITS_GLOBAL	BIGINT	lock_waits_global - Lock waits global
LOCK_ESCALS	BIGINT	lock_escals - Number of lock escalations
LOCK_ESCALS_GLOBAL	BIGINT	lock_escals_global - Number of global lock escalations
DATA_SHARING_STATE	VARCHAR(19)	data_sharing_state - Data sharing state monitor element
DATA_SHARING_STATE_CHANGE_TIME	TIMESTAMP	data_sharing_state_change_time - Data sharing state change time monitor element
DATA_SHARING_REMOTE_LOCKWAIT_COUNT	BIGINT	data_sharing_remote_lockwait_count - Data sharing remote lock wait count monitor element
DATA_SHARING_REMOTE_LOCKWAIT_TIME	BIGINT	data_sharing_remote_lockwait_time - Data sharing remote lock wait time monitor element
DIRECT_WRITES	BIGINT	direct_writes - Direct writes to database
DIRECT_WRITE_REQS	BIGINT	direct_write_reqs - Direct write requests
DIRECT_READS	BIGINT	direct_reads - Direct reads from database
DIRECT_READ_REQS	BIGINT	direct_read_reqs - Direct read requests
OBJECT_DATA_L_READS	BIGINT	object_data_l_reads - Buffer pool data logical reads for a table
OBJECT_DATA_P_READS	BIGINT	object_data_p_reads - Buffer pool data physical reads for a table
OBJECT_DATA_GBP_L_READS	BIGINT	object_data_gbp_l_reads - Group buffer pool data logical reads for a table
OBJECT_DATA_GBP_P_READS	BIGINT	object_data_gbp_p_reads - Group buffer pool data physical reads for a table
OBJECT_DATA_GBP_INVALID_PAGES	BIGINT	object_data_gbp_invalid_pages - Group buffer pool invalid data pages for a table

Table 162. Information returned for MON_GET_TABLE (continued)

Column Name	Data Type	Description
OBJECT_DATA_LBP_PAGES_FOUND	BIGINT	object_data_lbp_pages_found - Local buffer pool found data pages for a table
OBJECT_DATA_GBP_INDEP_PAGES_FOUND_IN_LBP	BIGINT	object_data_gbp_indep_pages_found_in_lbp - Group buffer pool independent data pages found in local buffer pool
OBJECT_XDA_L_READS	BIGINT	object_xda_l_reads - Buffer pool XDA data logical reads for a table
OBJECT_XDA_P_READS	BIGINT	object_xda_p_reads - Buffer pool XDA data physical reads for a table
OBJECT_XDA_GBP_L_READS	BIGINT	object_xda_gbp_l_reads - Group buffer pool XDA data logical read requests for a table
OBJECT_XDA_GBP_P_READS	BIGINT	object_xda_gbp_p_reads - Group buffer pool XDA data physical read requests for a table
OBJECT_XDA_GBP_INVALID_PAGES	BIGINT	object_xda_gbp_invalid_pages - Group buffer pool invalid XDA data pages for a table
OBJECT_XDA_LBP_PAGES_FOUND	BIGINT	object_xda_lbp_pages_found - Local buffer pool XDA data pages found for a table
OBJECT_XDA_GBP_INDEP_PAGES_FOUND_IN_LBP	BIGINT	object_xda_gbp_indep_pages_found_in_lbp - Group buffer pool XDA independent pages found in local buffer pool
NUM_PAGE_DICT_BUILT	BIGINT	num_page_dict_built - Number of page-level compression dictionaries created or re-created
STATS_ROWS_MODIFIED	BIGINT	stats_rows_modified - Rows modified since last RUNSTATS
RTS_ROWS_MODIFIED	BIGINT	rts_rows_modified - Rows modified since last real time statistics
COL_OBJECT_L_PAGES	BIGINT	col_object_l_pages - Column-organized logical pages
TAB_ORGANIZATION	CHAR(1)	tab_organization - Data organization in table
OBJECT_COL_L_READS	BIGINT	object_col_l_reads - Column-organized logical reads
OBJECT_COL_P_READS	BIGINT	object_col_p_reads - Column-organized physical reads
OBJECT_COL_GBP_L_READS	BIGINT	object_col_gbp_l_reads - Group buffer pool column-organized logical reads
OBJECT_COL_GBP_P_READS	BIGINT	object_col_gbp_p_reads - Group buffer pool column-organized physical reads
OBJECT_COL_GBP_INVALID_PAGES	BIGINT	object_col_gbp_invalid_pages - Group buffer pool column-organized invalid data pages
OBJECT_COL_LBP_PAGES_FOUND	BIGINT	object_col_lbp_pages_found - Local buffer pool column-organized pages found
OBJECT_COL_GBP_INDEP_PAGES_FOUND_IN_LBP	BIGINT	object_col_gbp_indep_pages_found_in_lbp - Group buffer pool column-organized index pages found in local buffer pool

Table 162. Information returned for MON_GET_TABLE (continued)

Column Name	Data Type	Description
NUM_COLUMNS_REFERENCED	BIGINT	num_columns_referenced - Number of columns referenced
SECTION_EXEC_WITH_COL_REFERENCES	BIGINT	section_exec_with_col_references - Section execution with column-organized references
OBJECT_DATA_CACHING_TIER_L_READS	BIGINT	Reserved for future use.
OBJECT_DATA_CACHING_TIER_PAGES_FOUND	BIGINT	Reserved for future use.
OBJECT_DATA_CACHING_TIER_GBP_INVALID_PAGES	BIGINT	Reserved for future use.
OBJECT_DATA_CACHING_TIER_GBP_INDEP_PAGES_FOUND	BIGINT	Reserved for future use.
OBJECT_XDA_CACHING_TIER_L_READS	BIGINT	Reserved for future use.
OBJECT_XDA_CACHING_TIER_PAGES_FOUND	BIGINT	Reserved for future use.
OBJECT_XDA_CACHING_TIER_GBP_INVALID_PAGES	BIGINT	Reserved for future use.
OBJECT_XDA_CACHING_TIER_GBP_INDEP_PAGES_FOUND	BIGINT	Reserved for future use.
OBJECT_COL_CACHING_TIER_L_READS	BIGINT	Reserved for future use.
OBJECT_COL_CACHING_TIER_PAGES_FOUND	BIGINT	Reserved for future use.
OBJECT_COL_CACHING_TIER_GBP_INVALID_PAGES	BIGINT	Reserved for future use.
OBJECT_COL_CACHING_TIER_GBP_INDEP_PAGES_FOUND	BIGINT	Reserved for future use.
EXT_TABLE_RECV_WAIT_TIME	BIGINT	ext_table_recv_wait_time - Total agent wait time for external table readers monitor element
EXT_TABLE_RECVS_TOTAL	BIGINT	ext_table_recvs_total - Total row batches received from external table readers monitor element
EXT_TABLE_RECV_VOLUME	BIGINT	ext_table_recv_volume - Total data received from external table readers monitor element
EXT_TABLE_READ_VOLUME	BIGINT	ext_table_read_volume - Total data read by external table readers monitor element
EXT_TABLE_SEND_WAIT_TIME	BIGINT	ext_table_send_wait_time - Total agent wait time for external table writers monitor element
EXT_TABLE_SENDS_TOTAL	BIGINT	ext_table_sends_total - Total row batches sent to external table writers monitor element

Table 162. Information returned for MON_GET_TABLE (continued)

Column Name	Data Type	Description
EXT_TABLE_SEND_VOLUME	BIGINT	ext_table_send_volume - Total data sent to external table writers monitor element
EXT_TABLE_WRITE_VOLUME	BIGINT	ext_table_write_volume - Total data written by external table writers monitor element

Usage notes

The MON_GET_TABLE table function returns one row of data per database table and per database member. If range-partitioned tables are being used, one row is returned for each table partition per database member. No aggregation across database members is performed. However, aggregation can be achieved through SQL queries as shown in the example.

Metrics are returned only for tables accessed since the database was activated.

The metrics returned by this function are collected at two levels. Some metrics are always collected, while the collection of other metrics is controlled at the database level by using the **mon_obj_metrics** configuration parameter. Refer to the descriptions provided in the following table to determine if any settings must be active for data to be collected for a particular metric.

Examples

1. List the activity on all tables accessed since the database was activated, aggregated across all database members, ordered by highest number of reads.

```
SELECT varchar(tabschema,20) as tabschema,
       varchar(tabname,20) as tabname,
       sum(rows_read) as total_rows_read,
       sum(rows_inserted) as total_rows_inserted,
       sum(rows_updated) as total_rows_updated,
       sum(rows_deleted) as total_rows_deleted
FROM TABLE(MON_GET_TABLE('', '', -2)) AS t
GROUP BY tabschema, tabname
ORDER BY total_rows_read DESC
```

The following is an example of output from this query.

```
TABSHEMA          TABNAME          TOTAL_ROWS_READ      ...
-----
SYSIBM            SYSHISTO         113 ...
SYSIBM            SYSWORKL         22 ...
SYSIBM            SYSROUTI         13 ...
SYSIBM            SYSSERVI         13 ...
SYSIBM            SYSTHRES         6 ...
SYSIBM            SYSTABLE         3 ...
SYSIBM            SYSCONTE         2 ...
SYSIBM            SYSDBAUT         2 ...
SYSIBM            SYSEVENT         2 ...
SYSIBM            SYSPLAN          1 ...
SYSIBM            SYSSURRO         1 ...
SYSIBM            SYSVERSI         1 ...
SYSIBM            SYSXMLST         1 ...
SYSIBM            SYSAUDIT         0 ...
SYSIBM            SYSROLEA         0 ...
SYSIBM            SYSROLES         0 ...
SYSIBM            SYSTASKS         0 ...
SYSIBM            SYSWORKA         0 ...
SYSIBM            SYSXMLPA         0 ...
```

19 record(s) selected.

Output for query (continued).

```
... TOTAL_ROWS_INSERTED TOTAL_ROWS_UPDATED TOTAL_ROWS_DELETED
... -----
... 0 0 0
```

...	0	0	0
...	0	0	0
...	0	0	0
...	0	0	0
...	0	0	0
...	0	0	0
...	0	0	0
...	0	0	0
...	0	0	0
...	0	0	0
...	0	0	0
...	0	0	0
...	0	0	0
...	0	0	0
...	0	0	0
...	0	0	0
...	0	0	0
...	0	0	0
...	0	0	0
...	0	0	0
...	0	0	0
...	0	0	0
...	0	0	0

2. Get the explicit hierarchical locking state for tables in the schema JOE from member 1:

```
SELECT SUBSTR(TABNAME,1,8) AS TABNAME,
       MEMBER,
       DATA_SHARING_STATE AS DS_STATE,
       DATA_SHARING_REMOTE_LOCKWAIT_COUNT AS DSRL_COUNT,
       DATA_SHARING_REMOTE_LOCKWAIT_TIME AS DSRL_TIME
FROM   TABLE(MON_GET_TABLE(' JOE ', ' ', 1))
```

This query returns the following output:

TABNAME	MEMBER	DS_STATE	DSRL_COUNT	DSRL_TIME
T1	1	NOT_SHARED	0	0
T2	1	SHARED	2	21844
T3	1	SHARED	0	0

This output shows that table T1 is currently in a "NOT_SHARED" state and has never been forced out of this state during the current database activation. Table T3 has never entered a "NOT_SHARED" state. Table T2 has been in a "NOT_SHARED" state twice and has had to exit both times.

MON_GET_TABLESPACE table function - Get table space metrics

The MON_GET_TABLESPACE table function returns monitor metrics for one or more table spaces.

Syntax

►► MON_GET_TABLESPACE (— (*tblsp_name* — , — *member* —)) ►►

The schema is SYSPROC.

Table function parameters

tblsp_name

An input argument of type VARCHAR(128) that specifies a valid table space name in the currently connected database when calling this function. If the argument is null or an empty string, metrics are retrieved for all table spaces in the database.

member

An input argument of type INTEGER that specifies a valid member in the same instance as the currently connected database when calling this function. Specify -1 for the current database member, or -2 for all active database members. If the NULL value is specified, -1 is set implicitly.

Authorization

One of the following authorities is required to execute the routine:

- EXECUTE privilege on the routine
- DATAACCESS authority

- DBADM authority
- SQLADM authority

Default PUBLIC privilege

None

Example

List table spaces ordered by number of physical reads from table space containers.

```
SELECT varchar(tbsp_name, 30) as tbsp_name,
       member,
       tbsp_type,
       pool_data_p_reads
FROM TABLE(MON_GET_TABLESPACE('',-2)) AS t
ORDER BY pool_data_p_reads DESC
```

The following is an example of output from this query.

```
TBSP_NAME          MEMBER TBSP_TYPE  POOL_DATA_P_READS
-----
SYSCATSPACE        0 DMS          79
USERSPACE1         0 DMS          34
TEMPSPACE1         0 SMS           0

3 record(s) selected.
```

Usage notes

The MON_GET_TABLESPACE table function returns one row of data per database table space and per database member. No aggregation across database members is performed. However, aggregation can be achieved through SQL queries.

Metrics collected by this function are controlled at the database level by using the **mon_obj_metrics** configuration parameter. By default, metrics collection is enabled.

Information returned

<i>Table 163. Information returned for MON_GET_TABLESPACE</i>		
Column Name	Data Type	Description or corresponding monitor element
TBSP_NAME	VARCHAR(128)	tablespace_name - Table space name
TBSP_ID	BIGINT	tablespace_id - Table space identification
MEMBER	SMALLINT	member - Database member
TBSP_TYPE	VARCHAR(10)	tablespace_type - Table space type. This interface returns a text identifier based on defines in sqlutil.h, and is one of: <ul style="list-style-type: none"> • DMS • SMS

Table 163. Information returned for MON_GET_TABLESPACE (continued)

Column Name	Data Type	Description or corresponding monitor element
TBSP_CONTENT_TYPE	VARCHAR(10)	tablespace_content_type - Table space content type. This interface returns a text identifier based on defines in sqlmon.h, and is one of: <ul style="list-style-type: none"> • ANY • LARGE • SYSTEMP • USRTEMP
TBSP_PAGE_SIZE	BIGINT	tablespace_page_size - Table space page size
TBSP_EXTENT_SIZE	BIGINT	tablespace_extent_size - Table space extent size
TBSP_PREFETCH_SIZE	BIGINT	tablespace_prefetch_size - Table space prefetch size
TBSP_CUR_POOL_ID	BIGINT	tablespace_cur_pool_id - Buffer pool currently being used
TBSP_NEXT_POOL_ID	BIGINT	tablespace_next_pool_id - Buffer pool that will be used at next startup
FS_CACHING	SMALLINT	fs_caching - File system caching
TBSP_REBALANCER_MODE	VARCHAR(30)	tablespace_rebalancer_mode - Rebalancer mode. This interface returns a text identifier based on defines in sqlmon.h, and is one of: <ul style="list-style-type: none"> • NO_REBAL • FWD_REBAL • REV_REBAL • FWD_REBAL_OF_2PASS • REV_REBAL_OF_2PASS
TBSP_USING_AUTO_STORAGE	SMALLINT	tablespace_using_auto_storage - Table space enabled for automatic storage
TBSP_AUTO_RESIZE_ENABLED	SMALLINT	tablespace_auto_resize_enabled - Table space automatic resizing enabled
DIRECT_READS	BIGINT	direct_reads - Direct reads from database
DIRECT_READ_REQS	BIGINT	direct_read_reqs - Direct read requests
DIRECT_WRITES	BIGINT	direct_writes - Direct writes to database
DIRECT_WRITE_REQS	BIGINT	direct_write_reqs - Direct write requests
POOL_DATA_L_READS	BIGINT	pool_data_l_reads - Buffer pool data logical reads
POOL_TEMP_DATA_L_READS	BIGINT	pool_temp_data_l_reads - Buffer pool temporary data logical reads
POOL_XDA_L_READS	BIGINT	pool_xda_l_reads - Buffer pool XDA data logical reads
POOL_TEMP_XDA_L_READS	BIGINT	pool_temp_xda_l_reads - Buffer pool temporary XDA data logical reads

Table 163. Information returned for MON_GET_TABLESPACE (continued)

Column Name	Data Type	Description or corresponding monitor element
POOL_INDEX_L_READS	BIGINT	pool_index_l_reads - Buffer pool index logical reads
POOL_TEMP_INDEX_L_READS	BIGINT	pool_temp_index_l_reads - Buffer pool temporary index logical reads
POOL_DATA_P_READS	BIGINT	pool_data_p_reads - Buffer pool data physical reads
POOL_TEMP_DATA_P_READS	BIGINT	pool_temp_data_p_reads - Buffer pool temporary data physical reads
POOL_XDA_P_READS	BIGINT	pool_xda_p_reads - Buffer pool XDA data physical reads
POOL_TEMP_XDA_P_READS	BIGINT	pool_temp_xda_p_reads - Buffer pool temporary XDA data physical reads
POOL_INDEX_P_READS	BIGINT	pool_index_p_reads - Buffer pool index physical reads
POOL_TEMP_INDEX_P_READS	BIGINT	pool_temp_index_p_reads - Buffer pool temporary index physical reads
POOL_DATA_WRITES	BIGINT	pool_data_writes - Buffer pool data writes
POOL_XDA_WRITES	BIGINT	pool_xda_writes - Buffer pool XDA data writes
POOL_INDEX_WRITES	BIGINT	pool_index_writes - Buffer pool index writes
DIRECT_READ_TIME	BIGINT	direct_read_time - Direct read time
DIRECT_WRITE_TIME	BIGINT	direct_write_time - Direct write time
POOL_READ_TIME	BIGINT	pool_read_time - Total buffer pool physical read time
POOL_WRITE_TIME	BIGINT	pool_write_time - Total buffer pool physical write time
POOL_ASYNC_DATA_READS	BIGINT	pool_async_data_reads - Buffer pool asynchronous data reads
POOL_ASYNC_DATA_READ_REQS	BIGINT	pool_async_data_read_reqs - Buffer pool asynchronous read requests
POOL_ASYNC_DATA_WRITES	BIGINT	pool_async_data_writes - Buffer pool asynchronous data writes
POOL_ASYNC_INDEX_READS	BIGINT	pool_async_index_reads - Buffer pool asynchronous index reads
POOL_ASYNC_INDEX_READ_REQS	BIGINT	pool_async_index_read_reqs - Buffer pool asynchronous index read requests
POOL_ASYNC_INDEX_WRITES	BIGINT	pool_async_index_writes - Buffer pool asynchronous index writes
POOL_ASYNC_XDA_READS	BIGINT	pool_async_xda_reads - Buffer pool asynchronous XDA data reads
POOL_ASYNC_XDA_READ_REQS	BIGINT	pool_async_xda_read_reqs - Buffer pool asynchronous XDA read requests

Table 163. Information returned for MON_GET_TABLESPACE (continued)

Column Name	Data Type	Description or corresponding monitor element
POOL_ASYNC_XDA_WRITES	BIGINT	pool_async_xda_writes - Buffer pool asynchronous XDA data writes
VECTORED_IOS	BIGINT	vectored_ios - Number of vectored IO requests
PAGES_FROM_VECTORED_IOS	BIGINT	pages_from_vectored_ios - Total number of pages read by vectored IO
BLOCK_IOS	BIGINT	block_ios - Number of block IO requests
PAGES_FROM_BLOCK_IOS	BIGINT	pages_from_block_ios - Total number of pages read by block IO
UNREAD_PREFETCH_PAGES	BIGINT	unread_prefetch_pages - Unread prefetch pages
FILES_CLOSED	BIGINT	files_closed - Database files closed
TBSP_STATE	VARCHAR(256)	tablespace_state - Table space state
TBSP_USED_PAGES	BIGINT	tablespace_used_pages - Used pages in table space
TBSP_FREE_PAGES	BIGINT	tablespace_free_pages - Free pages in table space
TBSP_USABLE_PAGES	BIGINT	tablespace_usable_pages - Usable pages in table space
TBSP_TOTAL_PAGES	BIGINT	tablespace_total_pages - Total pages in table space
TBSP_PENDING_FREE_PAGES	BIGINT	tablespace_pending_free_pages - Pending free pages in table space
TBSP_PAGE_TOP	BIGINT	tablespace_page_top - Table space high watermark
TBSP_MAX_PAGE_TOP	BIGINT	tblsp_max_page_top - Maximum table space page high watermark
RECLAIMABLE_SPACE_ENABLED	SMALLINT	reclaimable_space_enabled - Reclaimable space enabled indicator
AUTO_STORAGE_HYBRID	SMALLINT	auto_storage_hybrid - Hybrid automatic storage table space indicator
TBSP_PATHS_DROPPED	SMALLINT	tablespace_paths_dropped - Table space using dropped path
POOL_DATA_GBP_L_READS	BIGINT	pool_data_gbp_l_reads - Group buffer pool data logical reads monitor element
POOL_DATA_GBP_P_READS	BIGINT	pool_data_gbp_p_reads - Group buffer pool data physical reads monitor element
POOL_DATA_LBP_PAGES_FOUND	BIGINT	pool_data_lbp_pages_found - Local buffer pool found data pages monitor element
POOL_DATA_GBP_INVALID_PAGES	BIGINT	pool_data_gbp_invalid_pages - Group buffer pool invalid data pages monitor element
POOL_INDEX_GBP_L_READS	BIGINT	pool_index_gbp_l_reads - Group buffer pool index logical reads monitor element

Table 163. Information returned for MON_GET_TABLESPACE (continued)

Column Name	Data Type	Description or corresponding monitor element
POOL_INDEX_GBP_P_READS	BIGINT	pool_index_gbp_p_reads - Group buffer pool index physical reads monitor elements
POOL_INDEX_LBP_PAGES_FOUND	BIGINT	pool_index_lbp_pages_found - Local buffer pool index pages found monitor element
POOL_INDEX_GBP_INVALID_PAGES	BIGINT	pool_index_gbp_invalid_pages - Group buffer pool invalid index pages monitor element
POOL_ASYNC_DATA_GBP_L_READS	BIGINT	pool_async_data_gbp_l_reads - Group buffer pool asynchronous data logical reads monitor element
POOL_ASYNC_DATA_GBP_P_READS	BIGINT	pool_async_data_gbp_p_reads - Group buffer pool asynchronous data physical reads monitor element
POOL_ASYNC_DATA_LBP_PAGES_FOUND	BIGINT	pool_async_data_lbp_pages_found - Local buffer pool asynchronous data pages found monitor element
POOL_ASYNC_DATA_GBP_INVALID_PAGES	BIGINT	pool_async_data_gbp_invalid_pages - Group buffer pool invalid asynchronous data pages monitor element
POOL_ASYNC_INDEX_GBP_L_READS	BIGINT	pool_async_index_gbp_l_reads - Group buffer pool asynchronous index logical reads monitor element
POOL_ASYNC_INDEX_GBP_P_READS	BIGINT	pool_async_index_gbp_p_reads - Group buffer pool asynchronous index physical reads monitor element
POOL_ASYNC_INDEX_LBP_PAGES_FOUND	BIGINT	pool_async_index_lbp_pages_found - Local buffer pool asynchronous index pages found monitor element
POOL_ASYNC_INDEX_GBP_INVALID_PAGES	BIGINT	pool_async_index_gbp_invalid_pages - Group buffer pool invalid asynchronous index pages monitor element
TABLESPACE_MIN_RECOVERY_TIME	TIMESTAMP	tablespace_min_recovery_time - Minimum recovery time for rollforward monitor element
DBPARTITIONNUM	SMALLINT	dbpartitionnum - Database partition number monitor element For a partitioned database environment, this will be the same value as for the MEMBER column. For Db2 Enterprise Server Edition and in a Db2 pureScale environment, this value will be 0. Note: DBPARTITIONNUM is different to data_partition_id , which is used to identify a data partition that was created by subdividing data in a table based on a value.
POOL_XDA_GBP_L_READS	BIGINT	pool_xda_gbp_l_reads - Group buffer pool XDA data logical read requests

Table 163. Information returned for MON_GET_TABLESPACE (continued)

Column Name	Data Type	Description or corresponding monitor element
POOL_XDA_GBP_P_READS	BIGINT	pool_xda_gbp_p_reads - Group buffer pool XDA data physical read requests
POOL_XDA_LBP_PAGES_FOUND	BIGINT	pool_xda_lbp_pages_found - Local buffer pool XDA data pages found
POOL_XDA_GBP_INVALID_PAGES	BIGINT	pool_xda_gbp_invalid_pages - Group buffer pool invalid XDA data pages
POOL_ASYNC_XDA_GBP_L_READS	BIGINT	pool_async_xda_gbp_l_reads - Group buffer pool XDA data asynchronous logical read requests
POOL_ASYNC_XDA_GBP_P_READS	BIGINT	pool_async_xda_gbp_p_reads - Group buffer pool XDA data asynchronous physical read requests
POOL_ASYNC_XDA_LBP_PAGES_FOUND	BIGINT	pool_async_xda_lbp_pages_found - Asynchronous local buffer pool XDA data pages found
POOL_ASYNC_XDA_GBP_INVALID_PAGES	BIGINT	pool_async_xda_gbp_invalid_pages - Asynchronous group buffer pool invalid XDA data pages
POOL_ASYNC_READ_TIME	BIGINT	pool_async_read_time - Buffer Pool Asynchronous Read Time monitor element
POOL_ASYNC_WRITE_TIME	BIGINT	pool_async_write_time - Buffer pool asynchronous write time monitor element
TBSP_TRACKMOD_STATE	VARCHAR(32)	<p>tbsp_trackmod_state - Table space trackmod state.. This interface returns a text identifier, and is one of:</p> <ul style="list-style-type: none"> • CLEAN • DIRTY • ININCREMENTAL • READFULL • READINCREMENTAL • UNAVAILABLE
STORAGE_GROUP_NAME	VARCHAR(128)	storage_group_name - Storage group name monitor element
STORAGE_GROUP_ID	INTEGER	storage_group_id - Storage group identifier monitor element
TBSP_DATATAG	SMALLINT	tbsp_datatag - Table space data tag monitor element
TBSP_LAST_CONSEC_PAGE	BIGINT	tbsp_last_consec_page - Last consecutive object table page monitor element
POOL_QUEUED_ASYNC_DATA_REQS	BIGINT	pool_queued_async_data_reqs - Data prefetch requests monitor element
POOL_QUEUED_ASYNC_INDEX_REQS	BIGINT	pool_queued_async_index_reqs - Index prefetch requests monitor element

Table 163. Information returned for MON_GET_TABLESPACE (continued)

Column Name	Data Type	Description or corresponding monitor element
POOL_QUEUED_ASYNC_XDA_REQS	BIGINT	pool_queued_async_xda_reqs - XDA prefetch requests monitor element
POOL_QUEUED_ASYNC_TEMP_DATA_REQS	BIGINT	pool_queued_async_temp_data_reqs - Data prefetch requests for temporary table spaces monitor element
POOL_QUEUED_ASYNC_TEMP_INDEX_REQS	BIGINT	pool_queued_async_temp_index_reqs - Index prefetch requests for temporary table spaces monitor element
POOL_QUEUED_ASYNC_TEMP_XDA_REQS	BIGINT	pool_queued_async_temp_xda_reqs - XDA data prefetch requests for temporary table spaces monitor element
POOL_QUEUED_ASYNC_OTHER_REQS	BIGINT	pool_queued_async_other_reqs - Non-prefetch requests monitor element
POOL_QUEUED_ASYNC_DATA_PAGES	BIGINT	pool_queued_async_data_pages - Data pages prefetch requests monitor element
POOL_QUEUED_ASYNC_INDEX_PAGES	BIGINT	pool_queued_async_index_pages - Index pages prefetch requests monitor element
POOL_QUEUED_ASYNC_XDA_PAGES	BIGINT	pool_queued_async_xda_pages - XDA pages prefetch requests monitor element
POOL_QUEUED_ASYNC_TEMP_DATA_PAGES	BIGINT	pool_queued_async_temp_data_pages - Data pages prefetch requests for temporary table spaces monitor element
POOL_QUEUED_ASYNC_TEMP_INDEX_PAGES	BIGINT	pool_queued_async_temp_index_pages - Index pages prefetch requests for temporary table spaces monitor element
POOL_QUEUED_ASYNC_TEMP_XDA_PAGES	BIGINT	pool_queued_async_temp_xda_pages - XDA data pages prefetch requests for temporary table spaces monitor element
POOL_FAILED_ASYNC_DATA_REQS	BIGINT	pool_failed_async_data_reqs - Failed data prefetch requests monitor element
POOL_FAILED_ASYNC_INDEX_REQS	BIGINT	pool_failed_async_index_reqs - Failed index prefetch requests monitor element
POOL_FAILED_ASYNC_XDA_REQS	BIGINT	pool_failed_async_xda_reqs - Failed XDA prefetch requests monitor element
POOL_FAILED_ASYNC_TEMP_DATA_REQS	BIGINT	pool_failed_async_temp_data_reqs - Failed data prefetch requests for temporary table spaces monitor element
POOL_FAILED_ASYNC_TEMP_INDEX_REQS	BIGINT	pool_failed_async_temp_index_reqs - Failed index prefetch requests for temporary table spaces monitor element
POOL_FAILED_ASYNC_TEMP_XDA_REQS	BIGINT	pool_failed_async_temp_xda_reqs - Failed XDA prefetch requests for temporary table spaces monitor element

Table 163. Information returned for MON_GET_TABLESPACE (continued)

Column Name	Data Type	Description or corresponding monitor element
POOL_FAILED_ASYNC_OTHER_REQS	BIGINT	pool_failed_async_other_reqs - Failed non-prefetch requests monitor element
SKIPPED_PREFETCH_DATA_P_READS	BIGINT	skipped_prefetch_data_p_reads - Skipped prefetch data physical reads monitor element
SKIPPED_PREFETCH_INDEX_P_READS	BIGINT	skipped_prefetch_index_p_reads - Skipped prefetch index physical reads monitor element
SKIPPED_PREFETCH_XDA_P_READS	BIGINT	skipped_prefetch_xda_p_reads - Skipped prefetch XDA physical reads monitor element
SKIPPED_PREFETCH_TEMP_DATA_P_READS	BIGINT	skipped_prefetch_temp_data_p_reads - Skipped prefetch temporary data physical reads monitor element
SKIPPED_PREFETCH_TEMP_INDEX_P_READS	BIGINT	skipped_prefetch_temp_index_p_reads - Skipped prefetch temporary index physical reads monitor element
SKIPPED_PREFETCH_TEMP_XDA_P_READS	BIGINT	skipped_prefetch_temp_xda_p_reads - Skipped prefetch temporary XDA data physical reads monitor element
SKIPPED_PREFETCH_UOW_DATA_P_READS	BIGINT	skipped_prefetch_uow_data_p_reads - Skipped prefetch unit of work data physical reads monitor element
SKIPPED_PREFETCH_UOW_INDEX_P_READS	BIGINT	skipped_prefetch_uow_index_p_reads - Skipped prefetch unit of work index physical reads monitor element
SKIPPED_PREFETCH_UOW_XDA_P_READS	BIGINT	skipped_prefetch_uow_xda_p_reads - Skipped prefetch unit of work XDA data physical reads monitor element
SKIPPED_PREFETCH_UOW_TEMP_DATA_P_READS	BIGINT	skipped_prefetch_uow_temp_data_p_reads - Skipped prefetch unit of work temporary data physical reads monitor element
SKIPPED_PREFETCH_UOW_TEMP_INDEX_P_READS	BIGINT	skipped_prefetch_uow_temp_index_p_reads - Skipped prefetch unit of work temporary index physical reads monitor element
SKIPPED_PREFETCH_UOW_TEMP_XDA_P_READS	BIGINT	skipped_prefetch_uow_temp_xda_p_reads - Skipped prefetch unit of work temporary XDA data physical reads monitor element
PREFETCH_WAIT_TIME	BIGINT	prefetch_wait_time - Time waited for prefetch
PREFETCH_WAITS	BIGINT	prefetch_waits - Prefetcher wait count monitor element
POOL_DATA_GBP_INDEP_PAGES_FOUND_IN_LBP	BIGINT	pool_data_gbp_indep_pages_found_in_lbp - Group buffer pool independent data pages found in local buffer pool monitor element
POOL_INDEX_GBP_INDEP_PAGES_FOUND_IN_LBP	BIGINT	pool_index_gbp_indep_pages_found_in_lbp - Group buffer pool independent index pages found in local buffer pool monitor element

Table 163. Information returned for MON_GET_TABLESPACE (continued)

Column Name	Data Type	Description or corresponding monitor element
POOL_XDA_GBP_INDEP_PAGES_FOUND_IN_LBP	BIGINT	pool_xda_gbp_indep_pages_found_in_lbp - Group buffer pool XDA independent pages found in local buffer pool monitor element
POOL_ASYNC_DATA_GBP_INDEP_PAGES_FOUND_IN_LBP	BIGINT	pool_async_data_gbp_indep_pages_found_in_lbp - Group buffer pool independent data pages found by asynchronous EDUs in a local buffer pool monitor element monitor element
POOL_ASYNC_INDEX_GBP_INDEP_PAGES_FOUND_IN_LBP	BIGINT	pool_async_index_gbp_indep_pages_found_in_lbp - Group buffer pool independent index pages found by asynchronous EDUs in a local buffer pool monitor element monitor element
POOL_ASYNC_XDA_GBP_INDEP_PAGES_FOUND_IN_LBP	BIGINT	pool_async_xda_gbp_indep_pages_found_in_lbp - Group buffer pool independent XML storage object(XDA) pages found by asynchronous EDUs in a local buffer pool monitor element monitor element
TBSP_NUM_CONTAINERS	BIGINT	tablespace_num_containers - Number of Containers in Table Space
TBSP_INITIAL_SIZE	BIGINT	tablespace_initial_size - Initial table space size
TBSP_MAX_SIZE	BIGINT	tablespace_max_size - Maximum table space size
TBSP_INCREASE_SIZE	BIGINT	tablespace_increase_size - Increase size in bytes
TBSP_INCREASE_SIZE_PERCENT	SMALLINT	tablespace_increase_size_percent - Increase size by percent
TBSP_LAST_RESIZE_TIME	TIMESTAMP	tablespace_last_resize_time - Time of last successful resize
TBSP_LAST_RESIZE_FAILED	SMALLINT	tablespace_last_resize_failed - Last resize attempt failed
POOL_COL_L_READS	BIGINT	pool_col_l_reads - Buffer pool column-organized logical reads monitor element
POOL_TEMP_COL_L_READS	BIGINT	pool_temp_col_l_reads - Buffer pool column-organized temporary logical reads
POOL_COL_P_READS	BIGINT	pool_col_p_reads - Buffer pool column-organized physical reads
POOL_TEMP_COL_P_READS	BIGINT	pool_temp_col_p_reads - Buffer pool column-organized temporary physical reads monitor element
POOL_COL_LBP_PAGES_FOUND	BIGINT	pool_col_lbp_pages_found - Buffer pool column-organized LBP pages found monitor element
POOL_COL_WRITES	BIGINT	pool_col_writes - Buffer pool column-organized writes
POOL_ASYNC_COL_READS	BIGINT	pool_async_col_reads - Buffer pool asynchronous column-organized reads

Table 163. Information returned for MON_GET_TABLESPACE (continued)

Column Name	Data Type	Description or corresponding monitor element
POOL_ASYNC_COL_READ_REQS	BIGINT	pool_async_col_read_reqs - Buffer pool asynchronous column-organized read requests
POOL_ASYNC_COL_WRITES	BIGINT	pool_async_col_writes - Buffer pool asynchronous column-organized writes
POOL_ASYNC_COL_LBP_PAGES_FOUND	BIGINT	pool_async_col_lbp_pages_found - Asynchronous local buffer pool column-organized pages found
POOL_COL_GBP_L_READS	BIGINT	pool_col_gbp_l_reads - Buffer pool column-organized GBP logical reads
POOL_COL_GBP_P_READS	BIGINT	pool_col_gbp_p_reads - Buffer pool column-organized GBP physical reads
POOL_COL_GBP_INVALID_PAGES	BIGINT	pool_col_gbp_invalid_pages - Buffer pool column-organized GBP invalid data pages
POOL_COL_GBP_INDEP_PAGES_FOUND_IN_LBP	BIGINT	pool_col_gbp_indep_pages_found_in_lbp - Buffer pool column-organized GBP independent pages found in local buffer pool
POOL_ASYNC_COL_GBP_L_READS	BIGINT	pool_async_col_gbp_l_reads - Asynchronous group buffer pool column-organized logical reads
POOL_ASYNC_COL_GBP_P_READS	BIGINT	pool_async_col_gbp_p_reads - Asynchronous group buffer pool column-organized physical reads
POOL_ASYNC_COL_GBP_INVALID_PAGES	BIGINT	pool_async_col_gbp_invalid_pages - Asynchronous group buffer pool invalid data pages monitor element
POOL_ASYNC_COL_GBP_INDEP_PAGES_FOUND_IN_LBP	BIGINT	pool_async_col_gbp_indep_pages_found_in_lbp - Asynchronous group buffer pool column-organized independent data pages found in local buffer pool monitor element
POOL_QUEUED_ASYNC_COL_REQS	BIGINT	pool_queued_async_col_reqs - Column-organized prefetch requests
POOL_QUEUED_ASYNC_TEMP_COL_REQS	BIGINT	pool_queued_async_temp_col_reqs - Column-organized temporary prefetch requests
POOL_QUEUED_ASYNC_COL_PAGES	BIGINT	pool_queued_async_col_pages - Column-organized page prefetch requests
POOL_QUEUED_ASYNC_TEMP_COL_PAGES	BIGINT	pool_queued_async_temp_col_pages - Column-organized page temporary prefetch requests
POOL_FAILED_ASYNC_COL_REQS	BIGINT	pool_failed_async_col_reqs - Failed column-organized prefetch requests
POOL_FAILED_ASYNC_TEMP_COL_REQS	BIGINT	pool_failed_async_temp_col_reqs - Failed column-organized temporary prefetch requests
SKIPPED_PREFETCH_COL_P_READS	BIGINT	skipped_prefetch_col_p_reads - Skipped prefetch column-organized physical reads

Table 163. Information returned for MON_GET_TABLESPACE (continued)

Column Name	Data Type	Description or corresponding monitor element
SKIPPED_PREFETCH_TEMP_COL_P_READS	BIGINT	skipped_prefetch_temp_col_p_reads - Skipped prefetch column-organized temporary physical reads
SKIPPED_PREFETCH_UOW_COL_P_READS	BIGINT	skipped_prefetch_uow_col_p_reads - Skipped prefetch unit of work column-organized physical reads
SKIPPED_PREFETCH_UOW_TEMP_COL_P_READS	BIGINT	skipped_prefetch_uow_temp_col_p_reads - Skipped prefetch unit of work column-organized temporary physical reads
TBSP_NUM QUIESCERS	BIGINT	tablespace_num_quiescers
TBSP_NUM_RANGES	BIGINT	tablespace_num_ranges
CACHING_TIER	VARCHAR(8)	Reserved for future use.
POOL_DATA_CACHING_TIER_L_READS	BIGINT	Reserved for future use.
POOL_INDEX_CACHING_TIER_L_READS	BIGINT	Reserved for future use.
POOL_XDA_CACHING_TIER_L_READS	BIGINT	Reserved for future use.
POOL_COL_CACHING_TIER_L_READS	BIGINT	Reserved for future use.
POOL_DATA_CACHING_TIER_PAGE_WRITES	BIGINT	Reserved for future use.
POOL_INDEX_CACHING_TIER_PAGE_WRITES	BIGINT	Reserved for future use.
POOL_XDA_CACHING_TIER_PAGE_WRITES	BIGINT	Reserved for future use.
POOL_COL_CACHING_TIER_PAGE_WRITES	BIGINT	Reserved for future use.
POOL_DATA_CACHING_TIER_PAGE_UPDATES	BIGINT	Reserved for future use.
POOL_INDEX_CACHING_TIER_PAGE_UPDATES	BIGINT	Reserved for future use.
POOL_XDA_CACHING_TIER_PAGE_UPDATES	BIGINT	Reserved for future use.
POOL_COL_CACHING_TIER_PAGE_UPDATES	BIGINT	Reserved for future use.
POOL_CACHING_TIER_PAGE_READ_TIME	BIGINT	Reserved for future use.
POOL_CACHING_TIER_PAGE_WRITE_TIME	BIGINT	Reserved for future use.
POOL_DATA_CACHING_TIER_PAGES_FOUND	BIGINT	Reserved for future use.

Table 163. Information returned for MON_GET_TABLESPACE (continued)

Column Name	Data Type	Description or corresponding monitor element
POOL_INDEX_CACHING_TIER_PAGES_FOUND	BIGINT	Reserved for future use.
POOL_XDA_CACHING_TIER_PAGES_FOUND	BIGINT	Reserved for future use.
POOL_COL_CACHING_TIER_PAGES_FOUND	BIGINT	Reserved for future use.
POOL_DATA_CACHING_TIER_GBP_INVALID_PAGES	BIGINT	Reserved for future use.
POOL_INDEX_CACHING_TIER_GBP_INVALID_PAGES	BIGINT	Reserved for future use.
POOL_XDA_CACHING_TIER_GBP_INVALID_PAGES	BIGINT	Reserved for future use.
POOL_COL_CACHING_TIER_GBP_INVALID_PAGES	BIGINT	Reserved for future use.
POOL_DATA_CACHING_TIER_GBP_INDEP_PAGES_FOUND	BIGINT	Reserved for future use.
POOL_INDEX_CACHING_TIER_GBP_INDEP_PAGES_FOUND	BIGINT	Reserved for future use.
POOL_XDA_CACHING_TIER_GBP_INDEP_PAGES_FOUND	BIGINT	Reserved for future use.
POOL_COL_CACHING_TIER_GBP_INDEP_PAGES_FOUND	BIGINT	Reserved for future use.
POOL_ASYNC_DATA_CACHING_TIER_READS	BIGINT	Reserved for future use.
POOL_ASYNC_INDEX_CACHING_TIER_READS	BIGINT	Reserved for future use.
POOL_ASYNC_XDA_CACHING_TIER_READS	BIGINT	Reserved for future use.
POOL_ASYNC_COL_CACHING_TIER_READS	BIGINT	Reserved for future use.
POOL_ASYNC_DATA_CACHING_TIER_PAGE_WRITES	BIGINT	Reserved for future use.
POOL_ASYNC_INDEX_CACHING_TIER_PAGE_WRITES	BIGINT	Reserved for future use.
POOL_ASYNC_XDA_CACHING_TIER_PAGE_WRITES	BIGINT	Reserved for future use.
POOL_ASYNC_COL_CACHING_TIER_PAGE_WRITES	BIGINT	Reserved for future use.
POOL_ASYNC_DATA_CACHING_TIER_PAGE_UPDATES	BIGINT	Reserved for future use.
POOL_ASYNC_INDEX_CACHING_TIER_PAGE_UPDATES	BIGINT	Reserved for future use.

Table 163. Information returned for MON_GET_TABLESPACE (continued)

Column Name	Data Type	Description or corresponding monitor element
POOL_ASYNC_XDA_CACHING_TIER_PAGE_UPDATES	BIGINT	Reserved for future use.
POOL_ASYNC_COL_CACHING_TIER_PAGE_UPDATES	BIGINT	Reserved for future use.
POOL_ASYNC_DATA_CACHING_TIER_PAGES_FOUND	BIGINT	Reserved for future use.
POOL_ASYNC_INDEX_CACHING_TIER_PAGES_FOUND	BIGINT	Reserved for future use.
POOL_ASYNC_XDA_CACHING_TIER_PAGES_FOUND	BIGINT	Reserved for future use.
POOL_ASYNC_COL_CACHING_TIER_PAGES_FOUND	BIGINT	Reserved for future use.
POOL_ASYNC_DATA_CACHING_TIER_GBP_INVALID_PAGES	BIGINT	Reserved for future use.
POOL_ASYNC_INDEX_CACHING_TIER_GBP_INVALID_PAGES	BIGINT	Reserved for future use.
POOL_ASYNC_XDA_CACHING_TIER_GBP_INVALID_PAGES	BIGINT	Reserved for future use.
POOL_ASYNC_COL_CACHING_TIER_GBP_INVALID_PAGES	BIGINT	Reserved for future use.
POOL_ASYNC_DATA_CACHING_TIER_GBP_INDEP_PAGES_FOUND	BIGINT	Reserved for future use.
POOL_ASYNC_INDEX_CACHING_TIER_GBP_INDEP_PAGES_FOUND	BIGINT	Reserved for future use.
POOL_ASYNC_XDA_CACHING_TIER_GBP_INDEP_PAGES_FOUND	BIGINT	Reserved for future use.
POOL_ASYNC_COL_CACHING_TIER_GBP_INDEP_PAGES_FOUND	BIGINT	Reserved for future use.
LOB_PREFETCH_WAIT_TIME	BIGINT	lob_prefetch_wait_time - LOB prefetch wait time monitor element
LOB_PREFETCH_REQS	BIGINT	lob_prefetch_reqs - LOB prefetcher request count monitor element

MON_GET_TABLESPACE QUIESCER table function - Get information about quiesced table spaces

The MON_GET_TABLESPACE QUIESCER table function returns information about quiesced table spaces. A single row is returned for each member.

Authorization

One of the following authorizations is required:

- EXECUTE privilege on the routine
- DATAACCESS authority
- SQLADM authority

- DBADM authority

Default PUBLIC privilege

None

Syntax

➤ MON_GET_TABLESPACE QUIESCER (— (— *member* —)) ➤

The schema is SYSPROC.

Routine parameters

member

An optional input argument of type SMALLINT that specifies a valid member in the same instance as the currently connected database when you call this function. Specify -1 for the current database member or -2 for all active database members. If the null value is specified, -1 is set.

Information returned

<i>Table 164. Information returned by MON_GET_TABLESPACE QUIESCER</i>		
Column name	Data type	Description
TBSP_NAME	VARCHAR(128)	tablespace_name - Table space name monitor element
QUIESCER_TS_ID	BIGINT	quiescer_ts_id - Quiescer table space identification monitor element
QUIESCER_OBJ_ID	BIGINT	quiescer_obj_id - Quiescer object identification monitor element
QUIESCER_AUTH_ID	VARCHAR(128)	quiescer_auth_id - Quiescer user authorization identification monitor element
QUIESCER_APPLICATION_HANDLE	BIGINT	quiescer_application_handle - Quiescer application handle monitor element
QUIESCER_STATE	VARCHAR(14)	quiescer_state - Quiescer state monitor element
DBPARTITIONNUM	SMALLINT	dbpartitionnum - Database partition number monitor element
MEMBER	SMALLINT	member - Database member monitor element

Usage notes

Use the MON_GET_TABLESPACE QUIESCER table function in place of the SNAP_GET_TBSP QUIESCER table function and SNAPTbsp QUIESCER view, which have been deprecated.

Examples

- Retrieve information about the quiesced table spaces for all database members for the currently connected database.


```
SELECT SUBSTR(TBSP_NAME, 1, 10) AS TBSP_NAME, QUIESCER_TS_ID,
       QUIESCER_OBJ_ID, QUIESCER_AUTH_ID, QUIESCER_APPLICATION_HANDLE,
       QUIESCER_STATE, DBPARTITIONNUM
FROM TABLE(MON_GET_TABLESPACE QUIESCER(-2)) ORDER BY DBPARTITIONNUM
```

Sample output from this query is as follows:

```
TBSP_NAME  QUIESCER_TS_ID  QUIESCER_OBJ_ID  QUIESCER_AUTH_ID  ...
-----
USERSPACE1          2                5 SWALKTY          ...
USERSPACE1          2                5 SWALKTY          ...

  2 record(s) selected.
```

Output from this query (continued):

```
... QUIESCER_APPLICATION_HANDLE  QUIESCER_STATE  DBPARTITIONNUM
... -----
...                0 EXCLUSIVE                0
...                65983 EXCLUSIVE                1
```

- Retrieve information about the quiesced table spaces for database member 1 for the currently connected database.

```
SELECT SUBSTR(TBSP_NAME, 1, 10) AS TBSP_NAME, QUIESCER_TS_ID,
       QUIESCER_OBJ_ID, QUIESCER_AUTH_ID, QUIESCER_APPLICATION_HANDLE,
       QUIESCER_STATE, DBPARTITIONNUM
FROM TABLE( MON_GET_TABLESPACE QUIESCER(1)) AS T
```

The following is sample output from this query:

```
TBSP_NAME  QUIESCER_TS_ID  QUIESCER_OBJ_ID  QUIESCER_AUTH_ID  ...
-----
USERSPACE1          2                5 SWALKTY          ...

  1 record(s) selected.
```

Output from this query (continued):

```
... QUIESCER_APPLICATION_HANDLE  QUIESCER_STATE  DBPARTITIONNUM
... -----
...                65983 EXCLUSIVE                1
```

- Determine the table name for a quiesced table in a partitioned database.

If the table is partitioned and kept in quiesced state, the values for table space ID and table ID are different from the values that are stored in SYSCAT.TABLES. The values for these IDs are stored with the unsigned short representation. The first step in finding the table name of the quiesced table is to find the signed short representation. Do this by calculating the table space ID by subtracting 65536 (the maximum value) from QUIESCER_TS_ID. Next, use this table space ID to locate the quiesced tables. The actual table space ID can be found in SYSCAT.DATAPARTITIONS for each data partition in the table.

```
SELECT SUBSTR(TBSP_NAME, 1, 10) AS TBSP_NAME,
       CASE WHEN QUIESCER_TS_ID = 65530
            THEN QUIESCER_TS_ID - 65536
            ELSE QUIESCER_TS_ID END as tbspaceid,
       CASE WHEN QUIESCER_TS_ID = 65530
            THEN QUIESCER_OBJ_ID - 65536
            ELSE QUIESCER_OBJ_ID END as tableid
FROM TABLE(MON_GET_TABLESPACE QUIESCER(-2))
ORDER BY DBPARTITIONNUM
```

Sample output from this query is as follows:

```
TBSP_NAME  TBSPACEID  TABLEID
-----
TABDATA    -6         -32768
DATAMART   -6         -32765
SMALL      5          17
```

```
3 record(s) selected.
```

Use the given TBSPACEID and TABLEID provided in the output from the previous query to find the table schema and name from SYSCAT.TABLES:

- For the table spaces TABDATA and DATAMART, run the following query:

```
SELECT CHAR(tabschema, 10)tabschema, CHAR(tabname,15)tabname
FROM SYSCAT.TABLES
WHERE tbspaceid = -6 AND tableid in (-32768,-32765)
```

Sample output from this query is as follows:

```
TABSCHEMA    TABNAME
-----
SAMP          ORDERS_RP
SAMP          ORDERS_DMART

2 record(s) selected.
```

- For the table space SMALL, run the following query:

```
SELECT CHAR(tabschema, 10)tabschema, CHAR(tabname,15)tabname
FROM SYSCAT.TABLES
WHERE tbspaceid = 5 AND tableid = 17
```

Sample output from this query is as follows:

```
TABSCHEMA    TABNAME
-----
SAMP          NATION

1 record(s) selected.
```

MON_GET_TABLESPACE_RANGE table function - Get information about table space ranges

The MON_GET_TABLESPACE_RANGE table function returns information about table space ranges. A single row is returned for each member.

Authorization

One of the following authorizations is required:

- EXECUTE privilege on the routine
- DATAACCESS authority
- SQLADM authority
- DBADM authority

Default PUBLIC privilege

None

Syntax

```
► MON_GET_TABLESPACE_RANGE ( — dbpartitionnum — ) ►
```

The schema is SYSPROC.

Routine parameters

dbpartitionnum

An optional input argument of type INTEGER that specifies a valid database partition number. Specify -1 for the current database partition, or -2 for an aggregate of all active database partitions. An active

database partition is a partition where the database is available for connection and use by applications. If the null value is specified, -1 is set implicitly.

Information returned

<i>Table 165. Information returned by MON_GET_TABLESPACE_RANGE</i>		
Column name	Data type	Description
TBSP_ID	BIGINT	tablespace_id - Table space identification monitor element
TBSP_NAME	VARCHAR(128)	tablespace_name - Table space name monitor element
RANGE_NUMBER	BIGINT	range_number - Range Number monitor element
RANGE_STRIPE_SET_NUMBER	BIGINT	range_stripe_set_number - Stripe set number monitor element
RANGE_OFFSET	BIGINT	range_offset - Range offset monitor element
RANGE_MAX_PAGE	BIGINT	range_max_page_number - Maximum page in range monitor element
RANGE_MAX_EXTENT	BIGINT	range_max_extent - Maximum extent in range monitor element
RANGE_START_STRIPE	BIGINT	range_start_stripe - Start stripe monitor element
RANGE_END_STRIPE	BIGINT	range_end_stripe - End stripe monitor element
RANGE_ADJUSTMENT	BIGINT	range_adjustment - Range adjustment monitor element
RANGE_NUM_CONTAINER	BIGINT	range_num_container - Number of containers in range monitor element
RANGE_CONTAINER_ID	BIGINT	range_container_id - Range container monitor element
DBPARTITIONNUM	SMALLINT	dbpartitionnum - Database partition number monitor element

Usage notes

Use the MON_GET_TABLESPACE_RANGE table function in place of the SNAP_GET_TBSP_RANGE table function and SNAPTbsp_RANGE view, which have been deprecated.

Examples

- Select information about table space ranges for all database partitions for the currently connected database.

```
SELECT TBSP_ID, SUBSTR(TBSP_NAME, 1, 15) AS TBSP_NAME, RANGE_NUMBER,
       RANGE_STRIPE_SET_NUMBER, RANGE_OFFSET, RANGE_MAX_PAGE,
       RANGE_MAX_EXTENT, RANGE_START_STRIPE, RANGE_END_STRIPE,
```

```
RANGE_ADJUSTMENT, RANGE_NUM_CONTAINER, RANGE_CONTAINER_ID,
DBPARTITIONNUM FROM TABLE(MON_GET_TABLESPACE_RANGE(-2))
ORDER BY DBPARTITIONNUM
```

The following is sample output from this query:

```
TBSP_ID  TBSP_NAME      RANGE_NUMBER  RANGE_STRIPE_SET_NUMBER  ...
-----
      0  SYSCATSPACE          0                0 ...
      2  USERSPACE1          0                0 ...
      3  SYSTOOLSPACE       0                0 ...
      2  USERSPACE1          0                0 ...
      2  USERSPACE1          0                0 ...

5 record(s) selected.
```

Output from this query (continued):

```
... RANGE_OFFSET  RANGE_MAX_PAGE      RANGE_MAX_EXTENT      ...
-----
...           0          11515                2878 ...
...           0           479                  14 ...
...           0           251                  62 ...
...           0           479                  14 ...
...           0           479                  14 ...
```

Output from this query (continued):

```
... RANGE_START_STRIPE  RANGE_END_STRIPE      RANGE_ADJUSTMENT      ...
-----
...                   0          2878                  0 ...
...                   0           14                   0 ...
...                   0           62                   0 ...
...                   0           14                   0 ...
...                   0           14                   0 ...
```

Output from this query (continued):

```
... RANGE_NUM_CONTAINER  RANGE_CONTAINER_ID  DBPARTITIONNUM
-----
...                   1                0                0
...                   1                0                0
...                   1                0                0
...                   1                0                1
...                   1                0                2
```

- Select information about the table space range for the table space whose TBSP_ID value is 2 on the current database partition.

```
SELECT TBSP_ID, SUBSTR(TBSP_NAME, 1, 15) AS TBSP_NAME, RANGE_NUMBER,
RANGE_STRIPE_SET_NUMBER, RANGE_OFFSET, RANGE_MAX_PAGE, RANGE_MAX_EXTENT,
RANGE_START_STRIPE, RANGE_END_STRIPE, RANGE_ADJUSTMENT,
RANGE_NUM_CONTAINER, RANGE_CONTAINER_ID
FROM TABLE(MON_GET_TABLESPACE_RANGE(-1)) AS T WHERE TBSP_ID = 2
```

The following is sample output from this query:

```
TBSP_ID  TBSP_NAME      RANGE_NUMBER  ...
-----
      2  USERSPACE1          0 ...

1 record(s) selected.
```

Output from this query (continued):

```
... RANGE_STRIPE_SET_NUMBER  RANGE_OFFSET  RANGE_MAX_PAGE      ...
-----
...                   0                0                3967 ...
```

Output from this query (continued):

```

... RANGE_MAX_EXTENT      RANGE_START_STRIPE  RANGE_END_STRIPE      ...
... -----
...                      123                      0                      123 ...

```

Output from this query (continued):

```

... RANGE_ADJUSTMENT      RANGE_NUM_CONTAINER  RANGE_CONTAINER_ID
... -----
...                      0                      1                      0

```

MON_GET_TABLE_USAGE_LIST table function - Returns information from a table usage list

The MON_GET_TABLE_USAGE_LIST table function returns information from a usage list defined for a table.

Authorization

One of the following authorities is required to execute the routine:

- EXECUTE privilege on the routine
- DATAACCESS authority
- DBADM authority
- SQLADM authority

Default PUBLIC privilege

None

Syntax

► MON_GET_TABLE_USAGE_LIST (*usagelistschema* , — *usagelistname* , *member*) ►

The schema is SYSPROC.

Routine parameters

usagelistschema

An input argument of type VARCHAR(128) that specifies a valid schema name in the currently connected database when calling this function. If the argument is null or an empty string, usage lists are retrieved in all schemas in the database. If the argument is specified, usage lists are only returned for the specified schema.

usagelistname

An input argument of type VARCHAR(128) that specifies a usage list defined for a table that resides in the currently connected database when calling this function. If *usagelistname* is null or an empty string, then all usage lists defined for a table from the schemas identified by the *usagelistschema* that exist are retrieved. If specified, only the usage list specified from the schemas identified by the *usagelistschema* is returned.

member

An input argument of type INTEGER that specifies a valid member in the same instance as the currently connected database when calling this function. Specify -1 for the current database member, or -2 for all active database members. If the NULL value is specified, -1 is set implicitly.

Information returned

Table 166. Information returned for MON_GET_TABLE_USAGE_LIST		
Column Name	Data Type	Description
USAGELISTSHEMA	VARCHAR (128)	usage_list_schema - Usage list schema

Table 166. Information returned for MON_GET_TABLE_USAGE_LIST (continued)

Column Name	Data Type	Description
USAGELISTNAME	VARCHAR (128)	usage_list_name - Usage list name
TABSCHEMA	VARCHAR(128)	table_schema - Table schema name
TABNAME	VARCHAR(128)	table_name - Table name
MEMBER	SMALLINT	member - Database member
DATA_PARTITION_ID	INTEGER	data_partition_id - Data partition identifier
EXECUTABLE_ID	VARCHAR(32) FOR BIT DATA	executable_id - Executable ID
MON_INTERVAL_ID	BIGINT	mon_interval_id - Monitor interval identifier
LAST_UPDATED	TIMESTAMP	last_updated - Last update time stamp
NUM_REFERENCES	BIGINT	num_references - Number of references
NUM_REF_WITH_METRICS	BIGINT	num_ref_with_metrics - Number of references with metrics
ROWS_INSERTED	BIGINT	rows_inserted - Rows inserted
ROWS_DELETED	BIGINT	rows_deleted - Rows deleted
ROWS_UPDATED	BIGINT	rows_updated - Rows updated
ROWS_READ	BIGINT	rows_read - Rows read
OVERFLOW_CREATES	BIGINT	overflow_creates - Overflow creates
OVERFLOW_ACCESSES	BIGINT	overflow_accesses - Accesses to overflowed records
LOCK_WAIT_TIME	BIGINT	lock_wait_time - Time waited on locks
LOCK_WAIT_TIME_GLOBAL	BIGINT	lock_wait_time_global - Lock wait time global
LOCK_WAITS	BIGINT	lock_waits - Lock waits
LOCK_WAITS_GLOBAL	BIGINT	lock_waits_global - Lock waits global
LOCK_ESCALS	BIGINT	lock_escals - Number of lock escalations
LOCK_ESCALS_GLOBAL	BIGINT	lock_escals_global - Number of global lock escalations
DIRECT_WRITES	BIGINT	direct_writes - Direct writes to database
DIRECT_WRITE_REQS	BIGINT	direct_write_reqs - Direct write requests
DIRECT_READS	BIGINT	direct_reads - Direct reads from database
DIRECT_READ_REQS	BIGINT	direct_read_reqs - Direct read requests
OBJECT_DATA_L_READS	BIGINT	object_data_l_reads - Buffer pool data logical reads for a table
OBJECT_DATA_P_READS	BIGINT	object_data_p_reads - Buffer pool physical data reads for a table

<i>Table 166. Information returned for MON_GET_TABLE_USAGE_LIST (continued)</i>		
Column Name	Data Type	Description
OBJECT_DATA_GBP_L_READS	BIGINT	object_data_gbp_l_reads - GBP data logical reads for a table
OBJECT_DATA_GBP_P_READS	BIGINT	object_data_gbp_p_reads - GBP data physical reads for a table
OBJECT_DATA_GBP_INVALID_PAGES	BIGINT	object_data_gbp_invalid_pages - GBP invalid data pages for a table
OBJECT_DATA_LBP_PAGES_FOUND	BIGINT	object_data_lbp_pages_found - LBP data pages found for a table
OBJECT_DATA_GBP_INDEP_PAGES_FOUND_IN_LBP	BIGINT	object_data_gbp_indep_pages_found_in_lbp - Group buffer pool independent data pages found in local buffer pool
OBJECT_XDA_L_READS	BIGINT	object_xda_l_reads - Buffer pool XDA data logical reads for a table
OBJECT_XDA_P_READS	BIGINT	object_xda_p_reads - Buffer pool XDA data physical reads for a table
OBJECT_XDA_GBP_L_READS	BIGINT	object_xda_gbp_l_reads - GBP XDA data logical read requests for a table
OBJECT_XDA_GBP_P_READS	BIGINT	object_xda_gbp_p_reads - GBP XDA data physical read requests for a table
OBJECT_XDA_GBP_INVALID_PAGES	BIGINT	object_xda_gbp_invalid_pages - GBP invalid XDA data pages for a table
OBJECT_XDA_LBP_PAGES_FOUND	BIGINT	object_xda_lbp_pages_found - LBP XDA data pages found for a table
OBJECT_XDA_GBP_INDEP_PAGES_FOUND_IN_LBP	BIGINT	object_xda_gbp_indep_pages_found_in_lbp - Group buffer pool XDA independent pages found in local buffer pool
OBJECT_COL_L_READS	BIGINT	object_col_l_reads - Column-organized logical reads
OBJECT_COL_P_READS	BIGINT	object_col_p_reads - Column-organized physical reads
OBJECT_COL_GBP_L_READS	BIGINT	object_col_gbp_l_reads - Group buffer pool column-organized logical reads
OBJECT_COL_GBP_P_READS	BIGINT	object_col_gbp_p_reads - Group buffer pool column-organized physical reads
OBJECT_COL_GBP_INVALID_PAGES	BIGINT	object_col_gbp_invalid_pages - Group buffer pool column-organized invalid data pages
OBJECT_COL_LBP_PAGES_FOUND	BIGINT	object_col_lbp_pages_found - Local buffer pool column-organized pages found
OBJECT_COL_GBP_INDEP_PAGES_FOUND_IN_LBP	BIGINT	object_col_gbp_indep_pages_found_in_lbp - Group buffer pool column-organized index pages found in local buffer pool

Table 166. Information returned for MON_GET_TABLE_USAGE_LIST (continued)

Column Name	Data Type	Description
OBJECT_DATA_CACHING_TIER_L_READS	BIGINT	Reserved for future use.
OBJECT_DATA_CACHING_TIER_PAGES_FOUND	BIGINT	Reserved for future use.
OBJECT_DATA_CACHING_TIER_GBP_INVALID_PAGES	BIGINT	Reserved for future use.
OBJECT_DATA_CACHING_TIER_GBP_INDEP_PAGES_FOUND	BIGINT	Reserved for future use.
OBJECT_XDA_CACHING_TIER_L_READS	BIGINT	Reserved for future use.
OBJECT_XDA_CACHING_TIER_PAGES_FOUND	BIGINT	Reserved for future use.
OBJECT_XDA_CACHING_TIER_GBP_INVALID_PAGES	BIGINT	Reserved for future use.
OBJECT_XDA_CACHING_TIER_GBP_INDEP_PAGES_FOUND	BIGINT	Reserved for future use.
OBJECT_COL_CACHING_TIER_L_READS	BIGINT	Reserved for future use.
OBJECT_COL_CACHING_TIER_PAGES_FOUND	BIGINT	Reserved for future use.
OBJECT_COL_CACHING_TIER_GBP_INVALID_PAGES	BIGINT	Reserved for future use.
OBJECT_COL_CACHING_TIER_GBP_INDEP_PAGES_FOUND	BIGINT	Reserved for future use.
EXT_TABLE_RECV_WAIT_TIME	BIGINT	ext_table_recv_wait_time - Total agent wait time for external table readers monitor element
EXT_TABLE_RECVS_TOTAL	BIGINT	ext_table_recvs_total - Total row batches received from external table readers monitor element
EXT_TABLE_RECV_VOLUME	BIGINT	ext_table_recv_volume - Total data received from external table readers monitor element
EXT_TABLE_READ_VOLUME	BIGINT	ext_table_read_volume - Total data read by external table readers monitor element
EXT_TABLE_SEND_WAIT_TIME	BIGINT	ext_table_send_wait_time - Total agent wait time for external table writers monitor element
EXT_TABLE_SENDS_TOTAL	BIGINT	ext_table_sends_total - Total row batches sent to external table writers monitor element
EXT_TABLE_SEND_VOLUME	BIGINT	ext_table_send_volume - Total data sent to external table writers monitor element

Table 166. Information returned for MON_GET_TABLE_USAGE_LIST (continued)

Column Name	Data Type	Description
EXT_TABLE_WRITE_VOLUME	BIGINT	ext_table_write_volume - Total data written by external table writers monitor element

Usage notes

Each row returned by this function represents the total number of times (num_references) a unique section (DML statement only, executable ID) has referenced a particular object during a particular time interval (monitor interval ID) since being added to the list. The statistics collected for this row represents the total aggregated value across these executions during this time interval.

Use the num_ref_with_metrics column instead of the num_references column when computing averages, since the num_references column counts all executions of the section, regardless of whether or not the execution of the section contributed to the metrics that are reported.

Metrics collected by this function are controlled at the database level by using the **mon_obj_metrics** configuration parameter. By default, metrics collection is enabled.

Example

Retrieve the usage list USL_MON_PAYROLL from member 3

```
SELECT * FROM TABLE(
  MON_GET_TABLE_USAGE_LIST(NULL, 'USL_MON_PAYROLL', 3))
USAGELISTSHEMA USAGELISTNAME TABSCHEMA TABNAME
-----
ISAYYID        USL_MON_PAYROLL ISAYYID    T1
ISAYYID        USL_MON_PAYROLL ISAYYID    T1

MEMBER . . . LAST_UPDATED . . .
-----
3 . . . 2011-07-06-10.20.22.727803 . . .
3 . . . 2011-07-06-10.20.58.202161 . . .

2 record(s) selected.
```

MON_GET_TRANSACTION_LOG table function - Get log information

The MON_GET_TRANSACTION_LOG table function returns information about the transaction logging subsystem for the currently connected database.

Syntax

► MON_GET_TRANSACTION_LOG — (— *member* —) ►

The schema is SYSPROC.

Table function parameters

member

An input argument of type INTEGER that specifies a valid member in the same instance as the currently connected database when calling this function. Specify -1 for the current database member, or -2 for all active database members. If the null value is specified, -1 is set implicitly.

Authorization

One of the following authorities is required to execute the routine:

- EXECUTE privilege on the routine
- DATAACCESS authority

- DBADM authority
- SQLADM authority

Default PUBLIC privilege

None

Example

```
Select MEMBER, CUR_COMMIT_DISK_LOG_READS, CURRENT_ACTIVE_LOG,
APPLID_HOLDING_OLDEST_XACT from table(mon_get_transaction_log(-1)) as t
order by member asc
```

MEMBER	CUR_COMMIT_DISK_LOG_READS	CURRENT_ACTIVE_LOG	APPLID_HOLDING_OLDEST_XACT
0	9999	1	7

Information returned

Table 167. Information returned for MON_GET_TRANSACTION_LOG. There will be one row per member for both Db2 pureScale and partitioned database environments.

Column Name	Data Type	Description
MEMBER	SMALLINT	member - Database member monitor element
TOTAL_LOG_AVAILABLE	BIGINT	total_log_available - Total Log Available monitor element
TOTAL_LOG_USED	BIGINT	total_log_used - Total Log Space Used monitor element
SEC_LOG_USED_TOP	BIGINT	sec_log_used_top - Maximum Secondary Log Space Used monitor element
TOT_LOG_USED_TOP	BIGINT	tot_log_used_top - Maximum Total Log Space Used monitor element
SEC_LOGS_ALLOCATED	BIGINT	sec_logs_allocated - Secondary Logs Allocated Currently monitor element
LOG_READS	BIGINT	log_reads - Number of Log Pages Read monitor element
LOG_READ_TIME	BIGINT	log_read_time - Log Read Time monitor element
LOG_WRITES	BIGINT	log_writes - Number of Log Pages Written monitor element
LOG_WRITE_TIME	BIGINT	log_write_time - Log Write Time monitor element
NUM_LOG_WRITE_IO	BIGINT	num_log_write_io - Number of Log Writes monitor element
NUM_LOG_READ_IO	BIGINT	num_log_read_io - Number of Log Reads monitor element
NUM_LOG_PART_PAGE_IO	BIGINT	num_log_part_page_io - Number of Partial Log Page Writes monitor element
NUM_LOG_BUFFER_FULL	BIGINT	num_log_buffer_full - Number of times full log buffer caused agents to wait monitor element
NUM_LOG_DATA_FOUND_IN_BUFFER	BIGINT	num_log_data_found_in_buffer - Number of Log Data Found In Buffer monitor element
APPLID_HOLDING_OLDEST_XACT	BIGINT	Application handle holding the oldest transaction

Table 167. Information returned for MON_GET_TRANSACTION_LOG. There will be one row per member for both Db2 pureScale and partitioned database environments. (continued)

Column Name	Data Type	Description
LOG_TO_REDO_FOR_RECOVERY	BIGINT	log_to_redo_for_recovery - Amount of Log to be Redone for Recovery monitor element
LOG_HELD_BY_DIRTY_PAGES	BIGINT	log_held_by_dirty_pages - Amount of Log Space Accounted for by Dirty Pages monitor element
FIRST_ACTIVE_LOG	BIGINT	first_active_log - First Active Log File Number monitor element
LAST_ACTIVE_LOG	BIGINT	last_active_log - Last Active Log File Number monitor element
CURRENT_ACTIVE_LOG	BIGINT	current_active_log - Current [®] Active Log File Number monitor element
CURRENT_ARCHIVE_LOG	BIGINT	current_archive_log - Current Archive Log File Number monitor element
CUR_COMMIT_DISK_LOG_READS	BIGINT	The number of times the currently committed version of a row was retrieved via a log read from disk (versus log buffer)
CUR_COMMIT_TOTAL_LOG_READS	BIGINT	The total number of times the currently committed version of a row was retrieved from the logs (log buffer and disk)
CUR_COMMIT_LOG_BUFF_LOG_READS	BIGINT	This is calculated as CUR_COMMIT_TOTAL_LOG_READS - CUR_COMMIT_DISK_LOG_READS
ARCHIVE_METHOD1_STATUS	SMALLINT	The result of the most recent log archive attempt. Possible values are 1 for Success or 0 for Failure or Null if not applicable.
METHOD1_NEXT_LOG_TO_ARCHIVE	BIGINT	The next log file to be archived.
METHOD1_FIRST_FAILURE	BIGINT	The first log file that was unsuccessfully archived.
ARCHIVE_METHOD2_STATUS	SMALLINT	The result of the most recent secondary log archive attempt. Possible values are 1 for Success or 0 for Failure or Null if not applicable.
METHOD2_NEXT_LOG_TO_ARCHIVE	BIGINT	The next secondary log file to be archived.
METHOD2_FIRST_FAILURE	BIGINT	The first secondary log file that was unsuccessfully archived.
LOG_CHAIN_ID	BIGINT	The identifier of the log chain number
CURRENT_LSO	BIGINT	The current log sequence offset
CURRENT_LSN	BIGINT	The current log sequence number
OLDEST_TX_LSN	BIGINT	The log sequence number associated with the oldest transaction running.
NUM_LOGS_AVAIL_FOR_RENAME	INTEGER	If using log archiving, this is the number of log files maintained in the log path for the purpose of reusing them. Otherwise its value is 0.

Table 167. Information returned for MON_GET_TRANSACTION_LOG. There will be one row per member for both Db2 pureScale and partitioned database environments. (continued)

Column Name	Data Type	Description
NUM_INDOUBT_TRANS	BIGINT	num_indoubt_trans - Number of Indoubt Transactions monitor element
LOG_HADR_WAIT_TIME	BIGINT	Time spent waiting on HADR processing.
LOG_HADR_WAITS_TOTAL	BIGINT	Total number of times the transaction log sub-system waited for HADR processing.
LOG_EXTRACTION_PROCESSED_BYTES	BIGINT	The number of bytes analyzed for extraction
LOG_EXTRACTION_PROCESSING_TIME	BIGINT	The amount of time taken to extract log records
LOG_EXTRACTION_WRITTEN_BYTES	BIGINT	The number of bytes written to extract log files
LOG_EXTRACTION_WRITE_TIME	BIGINT	The amount of time spent writing to extraction log files
LOG_EXTRACTION_ROLLBACK_READS	BIGINT	The number of rollback lookups in the extraction log file.
LOG_EXTRACTION_ROLLBACK_TIME	BIGINT	The time spent for rollback lookups in the extraction log files.
LOG_EXTRACTION_CUR_COMMIT_READS	BIGINT	The number of lookups in the extraction files for currently committed operations.
LOG_EXTRACTION_CUR_COMMIT_TIME	BIGINT	The amount of time spent on currently committed lookups in the extraction log files.
LOG_EXTRACTION_DISK_SPACE_USED_TOTAL	BIGINT	The amount of disk space, in bytes, used for the extraction logs.
LOG_EXTRACTION_DISK_SPACE_USED_TOTAL_TOP	BIGINT	The high watermark value of LOG_EXTRACTION_DISK_SPACE_USED_TOTAL, since database member activation.
LOG_EXTRACTION_LAST_EXTRACTED_LOG	BIGINT	The log extent number of the last log file to be successfully extracted.
LOG_EXTRACTION_PROCESSED_LSO	BIGINT	The log sequence offset (LSO) of the last processed log record for extraction.
LOG_EXTRACTION_PROCESSED_LSN	BIGINT	The log sequence number (LSN) of the last processed log record for extraction.
LOG_EXTRACTION_NUM_DISK_FULL	BIGINT	The number of times log extraction stopped, because there was not enough disk space in the active log path.
LOG_EXTRACTION_STATUS	SMALLINT	The current status of extraction. See .
LOG_EXTRACTION_THROTTLE_REASON	VARCHAR(32)	The reason why extraction is throttled, if applicable. See .

MON_GET_UNIT_OF_WORK table function - Get unit of work metrics

The MON_GET_UNIT_OF_WORK table function returns metrics for one or more units of work.

Authorization

One of the following authorities is required to execute the routine:

- EXECUTE privilege on the routine
- DATAACCESS authority
- DBADM authority
- SQLADM authority

Default PUBLIC privilege

None

Syntax

► MON_GET_UNIT_OF_WORK (— *application_handle* — , — *member* — ►

 — , — *system_appls* —) ►

The schema is SYSPROC.

Routine parameters

application_handle

An optional input argument of type BIGINT that specifies a valid application handle in the same database as the one currently connected to when calling this function. If the argument is null, metrics are retrieved for units of work running in all superclasses in the database.

member

An optional input argument of type INTEGER that specifies a valid member in the same instance as the currently connected database when calling this function. Specify -1 for the current database member, or -2 for all active database members. If the NULL value is specified, -1 is set implicitly.

system_appls

An input parameter of data type SMALLINT that specifies whether information for system applications is returned. The following values are valid:

- 0 or NULL: System application information is not returned. NULL is the default if a value for *system_appls* is not provided.
- 1: User and system application information is returned.

Information returned

Column Name	Data Type	Description or corresponding monitor element
SERVICE_SUPERCLASS_NAME	VARCHAR(128)	service_superclass_name - Service superclass name
SERVICE_SUBCLASS_NAME	VARCHAR(128)	service_subclass_name - Service subclass name
SERVICE_CLASS_ID	INTEGER	service_class_id - Service class ID
MEMBER	SMALLINT	member - Database member
COORD_MEMBER	SMALLINT	coord_member - Coordinator member

Table 168. Information returned for MON_GET_UNIT_OF_WORK (continued)

Column Name	Data Type	Description or corresponding monitor element
APPLICATION_HANDLE	BIGINT	application_handle - Application handle
APPLICATION_ID	VARCHAR(128)	appl_id - Application ID
WORKLOAD_NAME	VARCHAR(128)	workload_name - Workload name
WORKLOAD_OCCURRENCE_ID	INTEGER	workload_occurrence_id - Workload occurrence identifier. This ID does not uniquely identify the workload occurrence unless it is coupled with the coordinator member and the workload name.
UOW_ID	INTEGER	uow_id - Unit of work ID
WORKLOAD_OCCURRENCE_STATE	VARCHAR(32)	workload_occurrence_state - Workload occurrence state
CLIENT_WRKSTNNAME	VARCHAR(255)	CURRENT CLIENT_WRKSTNNAME special register
CLIENT_ACCTNG	VARCHAR(255)	CURRENT CLIENT_ACCTNG special register
CLIENT_USERID	VARCHAR(255)	CURRENT CLIENT_USERID special register
CLIENT_APPLNAME	VARCHAR(255)	CURRENT CLIENT_APPLNAME special register
UOW_START_TIME	TIMESTAMP	uow_start_time - Unit of Work Start Timestamp
SESSION_AUTH_ID	VARCHAR(128)	session_auth_id - Session authorization ID
ACT_ABORTED_TOTAL	BIGINT	act_aborted_total - Total aborted activities
ACT_COMPLETED_TOTAL	BIGINT	act_completed_total - Total completed activities
ACT_REJECTED_TOTAL	BIGINT	act_rejected_total - Total rejected activities
AGENT_WAIT_TIME	BIGINT	agent_wait_time - Agent wait time
AGENT_WAITS_TOTAL	BIGINT	agent_waits_total - Total agent waits
POOL_DATA_L_READS	BIGINT	pool_data_l_reads - Buffer pool data logical reads
POOL_INDEX_L_READS	BIGINT	pool_index_l_reads - Buffer pool index logical reads
POOL_TEMP_DATA_L_READS	BIGINT	pool_temp_data_l_reads - Buffer pool temporary data logical reads
POOL_TEMP_INDEX_L_READS	BIGINT	pool_temp_index_l_reads - Buffer pool temporary index logical reads
POOL_TEMP_XDA_L_READS	BIGINT	pool_temp_xda_l_reads - Buffer pool temporary XDA data logical reads
POOL_XDA_L_READS	BIGINT	pool_xda_l_reads - Buffer pool XDA data logical reads
POOL_DATA_P_READS	BIGINT	pool_data_p_reads - Buffer pool data physical reads
POOL_INDEX_P_READS	BIGINT	pool_index_p_reads - Buffer pool index physical reads

Table 168. Information returned for MON_GET_UNIT_OF_WORK (continued)

Column Name	Data Type	Description or corresponding monitor element
POOL_TEMP_DATA_P_READS	BIGINT	pool_temp_data_p_reads - Buffer pool temporary data physical reads
POOL_TEMP_INDEX_P_READS	BIGINT	pool_temp_index_p_reads - Buffer pool temporary index physical reads
POOL_TEMP_XDA_P_READS	BIGINT	pool_temp_xda_p_reads - Buffer pool temporary XDA data physical reads
POOL_XDA_P_READS	BIGINT	pool_xda_p_reads - Buffer pool XDA data physical reads
POOL_DATA_WRITES	BIGINT	pool_data_writes - Buffer pool data writes
POOL_INDEX_WRITES	BIGINT	pool_index_writes - Buffer pool index writes
POOL_XDA_WRITES	BIGINT	pool_xda_writes - Buffer pool XDA data writes
POOL_READ_TIME	BIGINT	pool_read_time - Total buffer pool physical read time
POOL_WRITE_TIME	BIGINT	pool_write_time - Total buffer pool physical write time
CLIENT_IDLE_WAIT_TIME	BIGINT	client_idle_wait_time - Client idle wait time
DEADLOCKS	BIGINT	deadlocks - Deadlocks detected
DIRECT_READS	BIGINT	direct_reads - Direct reads from database
DIRECT_READ_TIME	BIGINT	direct_read_time - Direct read time
DIRECT_WRITES	BIGINT	direct_writes - Direct writes to database
DIRECT_WRITE_TIME	BIGINT	direct_write_time - Direct write time
DIRECT_READ_REQS	BIGINT	direct_read_reqs - Direct read requests
DIRECT_WRITE_REQS	BIGINT	direct_write_reqs - Direct write requests
FCM_RECV_VOLUME	BIGINT	fcm_recv_volume - FCM recv volume
FCM_RECVS_TOTAL	BIGINT	fcm_recvs_total - FCM recvs total
FCM_SEND_VOLUME	BIGINT	fcm_send_volume - FCM send volume
FCM_SENDS_TOTAL	BIGINT	fcm_sends_total - FCM sends total
FCM_RECV_WAIT_TIME	BIGINT	fcm_recv_wait_time - FCM recv wait time
FCM_SEND_WAIT_TIME	BIGINT	fcm_send_wait_time - FCM send wait time
IPC_RECV_VOLUME	BIGINT	ipc_recv_volume - Interprocess communication recv volume
IPC_RECV_WAIT_TIME	BIGINT	ipc_recv_wait_time - Interprocess communication recv wait time
IPC_RECVS_TOTAL	BIGINT	ipc_recvs_total - Interprocess communication recvs total
IPC_SEND_VOLUME	BIGINT	ipc_send_volume - Interprocess communication send volume

Table 168. Information returned for MON_GET_UNIT_OF_WORK (continued)

Column Name	Data Type	Description or corresponding monitor element
IPC_SEND_WAIT_TIME	BIGINT	ipc_send_wait_time - Interprocess communication send wait time
IPC_SENDS_TOTAL	BIGINT	ipc_sends_total - Interprocess communication send total
LOCK_ESCALS	BIGINT	lock_escals - Number of lock escalations
LOCK_TIMEOUTS	BIGINT	lock_timeouts - Number of lock timeouts
LOCK_WAIT_TIME	BIGINT	lock_wait_time - Time waited on locks
LOCK_WAITS	BIGINT	lock_waits - Lock waits
LOG_BUFFER_WAIT_TIME	BIGINT	log_buffer_wait_time - Log buffer wait time
NUM_LOG_BUFFER_FULL	BIGINT	num_log_buffer_full - Number of full log buffers
LOG_DISK_WAIT_TIME	BIGINT	log_disk_wait_time - Log disk wait time
LOG_DISK_WAITS_TOTAL	BIGINT	log_disk_waits_total - Log disk waits total
NUM_LOCKS_HELD	BIGINT	locks_held - Locks held
RQSTS_COMPLETED_TOTAL	BIGINT	rqsts_completed_total - Total requests completed
ROWS_MODIFIED	BIGINT	rows_modified - Rows modified
ROWS_READ	BIGINT	rows_read - Rows read
ROWS_RETURNED	BIGINT	rows_returned - Rows returned
TCPIP_RECV_VOLUME	BIGINT	tcPIP_recv_volume - TCP/IP received volume
TCPIP_SEND_VOLUME	BIGINT	tcPIP_send_volume - TCP/IP send volume
TCPIP_RECV_WAIT_TIME	BIGINT	tcPIP_recv_wait_time - TCP/IP recv wait time
TCPIP_RECVS_TOTAL	BIGINT	tcPIP_recvs_total - TCP/IP recvs total
TCPIP_SEND_WAIT_TIME	BIGINT	tcPIP_send_wait_time - TCP/IP send wait time
TCPIP_SENDS_TOTAL	BIGINT	tcPIP_sends_total - TCP/IP sends total
TOTAL_APP_RQST_TIME	BIGINT	total_app_rqst_time - Total application request time
TOTAL_RQST_TIME	BIGINT	total_rqst_time - Total request time
WLM_QUEUE_TIME_TOTAL	BIGINT	wlm_queue_time_total - Workload manager total queue time
WLM_QUEUE_ASSIGNMENTS_TOTAL	BIGINT	wlm_queue_assignments_total - Workload manager total queue assignments
TOTAL_CPU_TIME	BIGINT	total_cpu_time - Total CPU time
TOTAL_WAIT_TIME	BIGINT	total_wait_time - Total wait time
APP_RQSTS_COMPLETED_TOTAL	BIGINT	app_rqsts_completed_total - Total application requests completed
TOTAL_SECTION_SORT_TIME	BIGINT	total_section_sort_time - Total section sort time

Table 168. Information returned for MON_GET_UNIT_OF_WORK (continued)

Column Name	Data Type	Description or corresponding monitor element
TOTAL_SECTION_SORT_PROC_TIME	BIGINT	total_section_sort_proc_time - Total section sort processing time
TOTAL_SECTION_SORTS	BIGINT	total_section_sorts - Total section sorts
TOTAL_SORTS	BIGINT	total_sorts - Total Sorts
POST_THRESHOLD_SORTS	BIGINT	post_threshold_sorts - Post threshold sorts
POST_SHRTHRESHOLD_SORTS	BIGINT	post_shrthreshold_sorts - Post shared threshold sorts
SORT_OVERFLOWS	BIGINT	sort_overflows - Sort overflows
TOTAL_COMPILE_TIME	BIGINT	total_compile_time - Total compile time
TOTAL_COMPILE_PROC_TIME	BIGINT	total_compile_proc_time - Total compile processing time
TOTAL_COMPILATIONS	BIGINT	total_compilations - Total compilations
TOTAL_IMPLICIT_COMPILE_TIME	BIGINT	total_implicit_compile_time - Total implicit compile time
TOTAL_IMPLICIT_COMPILE_PROC_TIME	BIGINT	total_implicit_compile_proc_time - Total implicit compile processing time
TOTAL_IMPLICIT_COMPILATIONS	BIGINT	total_implicit_compilations - Total implicit complications
TOTAL_SECTION_TIME	BIGINT	total_section_time - Total section time
TOTAL_SECTION_PROC_TIME	BIGINT	total_section_proc_time - Total section processing time
TOTAL_APP_SECTION_EXECUTIONS	BIGINT	total_app_section_executions - Total section executions
TOTAL_ACT_TIME	BIGINT	total_act_time - Total activity time
TOTAL_ACT_WAIT_TIME	BIGINT	total_act_wait_time - Total activity wait time
ACT_RQSTS_TOTAL	BIGINT	act_rqsts_total - Total activity requests
TOTAL_ROUTINE_TIME	BIGINT	total_routine_time - Total routine time
TOTAL_ROUTINE_INVOCATIONS	BIGINT	total_routine_invocations - Total routine invocations
TOTAL_COMMIT_TIME	BIGINT	total_commit_time - Total commit time
TOTAL_COMMIT_PROC_TIME	BIGINT	total_commit_proc_time - Total commits processing time
TOTAL_APP_COMMITS	BIGINT	total_app_commits - Total application commits
INT_COMMITS	BIGINT	int_commits - Internal commits
TOTAL_ROLLBACK_TIME	BIGINT	total_rollback_time - Total rollback time
TOTAL_ROLLBACK_PROC_TIME	BIGINT	total_rollback_proc_time - Total rollback processing time
TOTAL_APP_ROLLBACKS	BIGINT	total_app_rollbacks - Total application rollbacks

Table 168. Information returned for MON_GET_UNIT_OF_WORK (continued)

Column Name	Data Type	Description or corresponding monitor element
INT_ROLLBACKS	BIGINT	int_rollbacks - Internal rollbacks
TOTAL_RUNSTATS_TIME	BIGINT	total_runstats_time - Total runtime statistics
TOTAL_RUNSTATS_PROC_TIME	BIGINT	total_runstats_proc_time - Total runtime statistics processing time
TOTAL_RUNSTATS	BIGINT	total_runstats - Total runtime statistics
TOTAL_REORG_TIME	BIGINT	total_reorg_time - Total reorganization time
TOTAL_REORG_PROC_TIME	BIGINT	total_reorg_proc_time - Total reorganization processing time
TOTAL_REORGS	BIGINT	total_reorgs - Total reorganizations
TOTAL_LOAD_TIME	BIGINT	total_load_time - Total load time
TOTAL_LOAD_PROC_TIME	BIGINT	total_load_proc_time - Total load processing time
TOTAL_LOADS	BIGINT	total_loads - Total loads
CAT_CACHE_INSERTS	BIGINT	cat_cache_inserts - Catalog cache inserts
CAT_CACHE_LOOKUPS	BIGINT	cat_cache_lookups - Catalog cache lookups
PKG_CACHE_INSERTS	BIGINT	pkg_cache_inserts - Package cache inserts
PKG_CACHE_LOOKUPS	BIGINT	pkg_cache_lookups - Package cache lookups
THRESH_VIOLATIONS	BIGINT	thresh_violations - Number of threshold violations
NUM_LW_THRESH_EXCEEDED	BIGINT	num_lw_thresh_exceeded - Number of thresholds exceeded
UOW_LOG_SPACE_USED	BIGINT	uow_log_space_used - Unit of Work Log Space Used
LOCK_WAITS_GLOBAL	BIGINT	lock_waits_global - Lock waits global
LOCK_WAIT_TIME_GLOBAL	BIGINT	lock_wait_time_global - Lock wait time global
LOCK_TIMEOUTS_GLOBAL	BIGINT	lock_timeouts_global - Lock timeouts global
LOCK_ESCALS_MAXLOCKS	BIGINT	lock_escals_maxlocks - Number of maxlocks lock escalations
LOCK_ESCALS_LOCKLIST	BIGINT	lock_escals_locklist - Number of locklist lock escalations
LOCK_ESCALS_GLOBAL	BIGINT	lock_escals_global - Number of global lock escalations
RECLAIM_WAIT_TIME	BIGINT	reclaim_wait_time - Reclaim wait time
SPACEMAPPAGE_RECLAIM_WAIT_TIME	BIGINT	spacemappage_reclaim_wait_time - Space map page reclaim wait time
CF_WAITS	BIGINT	cf_waits - Number of cluster caching facility waits
CF_WAIT_TIME	BIGINT	cf_wait_time - cluster caching facility wait time

Table 168. Information returned for MON_GET_UNIT_OF_WORK (continued)

Column Name	Data Type	Description or corresponding monitor element
POOL_DATA_GBP_L_READS	BIGINT	pool_data_gbp_l_reads - Group buffer pool data logical reads
POOL_DATA_GBP_P_READS	BIGINT	pool_data_gbp_p_reads - Group buffer pool data physical reads
POOL_DATA_LBP_PAGES_FOUND	BIGINT	pool_data_lbp_pages_found - Local buffer pool found data pages
POOL_DATA_GBP_INVALID_PAGES	BIGINT	pool_data_gbp_invalid_pages - Group buffer pool invalid data pages
POOL_INDEX_GBP_L_READS	BIGINT	pool_index_gbp_l_reads - Group buffer pool index logical reads
POOL_INDEX_GBP_P_READS	BIGINT	pool_index_gbp_p_reads - Group buffer pool index physical reads
POOL_INDEX_LBP_PAGES_FOUND	BIGINT	pool_index_lbp_pages_found - Local buffer pool index pages found
POOL_INDEX_GBP_INVALID_PAGES	BIGINT	pool_index_gbp_invalid_pages - Group buffer pool invalid index pages
POOL_XDA_GBP_L_READS	BIGINT	pool_xda_gbp_l_reads - Group buffer pool XDA data logical read requests
POOL_XDA_GBP_P_READS	BIGINT	pool_xda_gbp_p_reads - Group buffer pool XDA data physical read requests
POOL_XDA_LBP_PAGES_FOUND	BIGINT	pool_xda_lbp_pages_found - Local buffer pool XDA data pages found
POOL_XDA_GBP_INVALID_PAGES	BIGINT	pool_xda_gbp_invalid_pages - Group buffer pool invalid XDA data pages
AUDIT_EVENTS_TOTAL	BIGINT	audit_events_total - Total audit events
AUDIT_FILE_WRITES_TOTAL	BIGINT	audit_file_writes_total - Total Audit files written
AUDIT_FILE_WRITE_WAIT_TIME	BIGINT	audit_file_write_wait_time - Audit file write wait time
AUDIT_SUBSYSTEM_WAITS_TOTAL	BIGINT	audit_subsystem_waits_total - Total audit subsystem waits
AUDIT_SUBSYSTEM_WAIT_TIME	BIGINT	audit_subsystem_wait_time - Audit subsystem wait time
CLIENT_HOSTNAME	VARCHAR(255)	client_hostname - Client hostname monitor element
CLIENT_PORT_NUMBER	INTEGER	client_port_number - Client port number monitor element
DIAGLOG_WRITES_TOTAL	BIGINT	diaglog_writes_total - Diag log total writes
DIAGLOG_WRITE_WAIT_TIME	BIGINT	diaglog_write_wait_time - Diag log write time
FCM_MESSAGE_RECVS_TOTAL	BIGINT	fcm_message_recvs_total - FCM message recvs total

Table 168. Information returned for MON_GET_UNIT_OF_WORK (continued)

Column Name	Data Type	Description or corresponding monitor element
FCM_MESSAGE_RECV_VOLUME	BIGINT	fcm_message_recv_volume - FCM message recv volume
FCM_MESSAGE_RECV_WAIT_TIME	BIGINT	fcm_message_recv_wait_time - FCM message recv wait time
FCM_MESSAGE_SENDS_TOTAL	BIGINT	fcm_message_sends_total - FCM message sends total
FCM_MESSAGE_SEND_VOLUME	BIGINT	fcm_message_send_volume - FCM message send volume
FCM_MESSAGE_SEND_WAIT_TIME	BIGINT	fcm_message_send_wait_time - FCM message send wait time
FCM_TQ_RECVS_TOTAL	BIGINT	fcm_tq_recvs_total - FCM tablequeue recvs total
FCM_TQ_RECV_VOLUME	BIGINT	fcm_tq_recv_volume - FCM tablequeue recv volume
FCM_TQ_RECV_WAIT_TIME	BIGINT	fcm_tq_recv_wait_time - FCM tablequeue recv wait time
FCM_TQ_SENDS_TOTAL	BIGINT	fcm_tq_sends_total - FCM tablequeue send total
FCM_TQ_SEND_VOLUME	BIGINT	fcm_tq_send_volume - FCM tablequeue send volume
FCM_TQ_SEND_WAIT_TIME	BIGINT	fcm_tq_send_wait_time - FCM tablequeue send wait time
LAST_EXECUTABLE_ID	VARCHAR(32) FOR BIT DATA	last_executable_id - Last executable identifier
LAST_REQUEST_TYPE	VARCHAR(32)	last_request_type - Last request type
TOTAL_ROUTINE_USER_CODE_PROC_TIME	BIGINT	total_routine_user_code_proc_time - Total routine user code processing time
TOTAL_ROUTINE_USER_CODE_TIME	BIGINT	total_routine_user_code_time - Total routine user code time
TQ_TOT_SEND_SPILLS	BIGINT	tq_tot_send_spills - Total number of table queue buffers overflowed
EVMON_WAIT_TIME	BIGINT	evmon_wait_time - Event monitor wait time
EVMON_WAITS_TOTAL	BIGINT	evmon_waits_total - Event monitor total waits
TOTAL_EXTENDED_LATCH_WAIT_TIME	BIGINT	total_extended_latch_wait_time - Total extended latch wait time
TOTAL_EXTENDED_LATCH_WAITS	BIGINT	total_extended_latch_waits - Total extended latch waits
INTRA_PARALLEL_STATE	VARCHAR(3)	intra_parallel_state - Currentstate of intrapartition parallelism
TOTAL_STATS_FABRICATION_TIME	BIGINT	total_stats_fabrication_time - Total statistics fabrication time
TOTAL_STATS_FABRICATION_PROC_TIME	BIGINT	total_stats_fabrication_proc_time - Total statistics fabrication processing time

Table 168. Information returned for MON_GET_UNIT_OF_WORK (continued)

Column Name	Data Type	Description or corresponding monitor element
TOTAL_STATS_FABRICATIONS	BIGINT	total_stats_fabrications - Total statistics fabrications
TOTAL_SYNC_RUNSTATS_TIME	BIGINT	total_sync_runstats_time - Total synchronous RUNSTATS time
TOTAL_SYNC_RUNSTATS_PROC_TIME	BIGINT	total_sync_runstats_proc_time - Total synchronous RUNSTATS processing time
TOTAL_SYNC_RUNSTATS	BIGINT	total_sync_runstats - Total synchronous RUNSTATS activities
TOTAL_DISP_RUN_QUEUE_TIME	BIGINT	total_disp_run_queue_time - Total dispatcher run queue time
TOTAL_PEDS	BIGINT	total_peds - Total partial early distincts
DISABLED_PEDS	BIGINT	disabled_peds - Disabled partial early distincts
POST_THRESHOLD_PEDS	BIGINT	post_threshold_peds - Partial early distincts threshold
TOTAL_PEAS	BIGINT	total_peas - Total partial early aggregations
POST_THRESHOLD_PEAS	BIGINT	post_threshold_peas - Partial early aggregation threshold
TQ_SORT_HEAP_REQUESTS	BIGINT	tq_sort_heap_requests - Table queue sort heap requests
TQ_SORT_HEAP_REJECTIONS	BIGINT	tq_sort_heap_rejections - Table queue sort heap rejections
POOL_QUEUED_ASYNC_DATA_REQS	BIGINT	pool_queued_async_data_reqs - Data prefetch requests monitor element
POOL_QUEUED_ASYNC_INDEX_REQS	BIGINT	pool_queued_async_index_reqs - Index prefetch requests monitor element
POOL_QUEUED_ASYNC_XDA_REQS	BIGINT	pool_queued_async_xda_reqs - XDA prefetch requests monitor element
POOL_QUEUED_ASYNC_TEMP_DATA_REQS	BIGINT	pool_queued_async_temp_data_reqs - Data prefetch requests for temporary table spaces monitor element
POOL_QUEUED_ASYNC_TEMP_INDEX_REQS	BIGINT	pool_queued_async_temp_index_reqs - Index prefetch requests for temporary table spaces monitor element
POOL_QUEUED_ASYNC_TEMP_XDA_REQS	BIGINT	pool_queued_async_temp_xda_reqs - XDA data prefetch requests for temporary table spaces monitor element
POOL_QUEUED_ASYNC_OTHER_REQS	BIGINT	pool_queued_async_other_reqs - Non-prefetch requests monitor element
POOL_QUEUED_ASYNC_DATA_PAGES	BIGINT	pool_queued_async_data_pages - Data pages prefetch requests monitor element
POOL_QUEUED_ASYNC_INDEX_PAGES	BIGINT	pool_queued_async_index_pages - Index pages prefetch requests monitor element

Table 168. Information returned for MON_GET_UNIT_OF_WORK (continued)

Column Name	Data Type	Description or corresponding monitor element
POOL_QUEUED_ASYNC_XDA_PAGES	BIGINT	pool_queued_async_xda_pages - XDA pages prefetch requests monitor element
POOL_QUEUED_ASYNC_TEMP_DATA_PAGES	BIGINT	pool_queued_async_temp_data_pages - Data pages prefetch requests for temporary table spaces monitor element
POOL_QUEUED_ASYNC_TEMP_INDEX_PAGES	BIGINT	pool_queued_async_temp_index_pages - Index pages prefetch requests for temporary table spaces monitor element
POOL_QUEUED_ASYNC_TEMP_XDA_PAGES	BIGINT	pool_queued_async_temp_xda_pages - XDA data pages prefetch requests for temporary table spaces monitor element
POOL_FAILED_ASYNC_DATA_REQS	BIGINT	pool_failed_async_data_reqs - Failed data prefetch requests monitor element
POOL_FAILED_ASYNC_INDEX_REQS	BIGINT	pool_failed_async_index_reqs - Failed index prefetch requests monitor element
POOL_FAILED_ASYNC_XDA_REQS	BIGINT	pool_failed_async_xda_reqs - Failed XDA prefetch requests monitor element
POOL_FAILED_ASYNC_TEMP_DATA_REQS	BIGINT	pool_failed_async_temp_data_reqs - Failed data prefetch requests for temporary table spaces monitor element
POOL_FAILED_ASYNC_TEMP_INDEX_REQS	BIGINT	pool_failed_async_temp_index_reqs - Failed index prefetch requests for temporary table spaces monitor element
POOL_FAILED_ASYNC_TEMP_XDA_REQS	BIGINT	pool_failed_async_temp_xda_reqs - Failed XDA prefetch requests for temporary table spaces monitor element
POOL_FAILED_ASYNC_OTHER_REQS	BIGINT	pool_failed_async_other_reqs - Failed non-prefetch requests monitor element
PREFETCH_WAIT_TIME	BIGINT	prefetch_wait_time - Time waited for prefetch
PREFETCH_WAITS	BIGINT	prefetch_waits - Prefetcher wait count monitor element
APP_ACT_COMPLETED_TOTAL	BIGINT	app_act_completed_total - Total successful external coordinator activities monitor element
APP_ACT_ABORTED_TOTAL	BIGINT	app_act_aborted_total - Total failed external coordinator activities monitor element
APP_ACT_REJECTED_TOTAL	BIGINT	app_act_rejected_total - Total rejected external coordinator activities monitor element
TOTAL_CONNECT_REQUEST_TIME	BIGINT	total_connect_request_time - Total connection or switch user request time monitor element
TOTAL_CONNECT_REQUEST_PROC_TIME	BIGINT	total_connect_request_proc_time - Total connection or switch user request processing time monitor element

Table 168. Information returned for MON_GET_UNIT_OF_WORK (continued)

Column Name	Data Type	Description or corresponding monitor element
TOTAL_CONNECT_REQUESTS	BIGINT	total_connect_requests - Connection or switch user requests monitor element
TOTAL_CONNECT_AUTHENTICATION_TIME	BIGINT	total_connect_authentication_time - Total connection or switch user authentication request time monitor element
TOTAL_CONNECT_AUTHENTICATION_PROC_TIME	BIGINT	total_connect_authentication_proc_time - Total connection authentication processing time monitor element
TOTAL_CONNECT_AUTHENTICATIONS	BIGINT	total_connect_authentications - Connections or switch user authentications performed monitor element
POOL_DATA_GBP_INDEP_PAGES_FOUND_IN_LBP	BIGINT	pool_data_gbp_indep_pages_found_in_lbp - Group buffer pool independent data pages found in local buffer pool monitor element
POOL_INDEX_GBP_INDEP_PAGES_FOUND_IN_LBP	BIGINT	pool_index_gbp_indep_pages_found_in_lbp - Group buffer pool independent index pages found in local buffer pool monitor element
POOL_XDA_GBP_INDEP_PAGES_FOUND_IN_LBP	BIGINT	pool_xda_gbp_indep_pages_found_in_lbp - Group buffer pool XDA independent pages found in local buffer pool monitor element
COMM_EXIT_WAIT_TIME	BIGINT	comm_exit_wait_time - Communication buffer exit wait time monitor element
COMM_EXIT_WAITS	BIGINT	comm_exit_waits - Communication buffer exit number of waits monitor element
IDA_SEND_WAIT_TIME	BIGINT	The total amount of time spent waiting to send data to an in-database analytics process.
IDA_SENDS_TOTAL	BIGINT	The total number of times data was sent to an in-database analytics process.
IDA_SEND_VOLUME	BIGINT	The total volume of data sent from the database server to an in-database analytics process. The value is reported in bytes.
IDA_RECV_WAIT_TIME	BIGINT	The total amount of time spent waiting to receive data from an in-database analytics process.
IDA_RECVS_TOTAL	BIGINT	The total number of times data was received from an in-database analytics process.
IDA_RECV_VOLUME	BIGINT	The total volume of data the database server received from an in-database analytics process. The value is reported in bytes.
MEMBER_SUBSET_ID	INTEGER	member_subset_id - Member subset ID
IS_SYSTEM_APPL	SMALLINT	is_system_appl - Is System Application monitor element
LOCK_TIMEOUT_VAL	BIGINT	lock_timeout_val - Lock timeout value monitor element

Table 168. Information returned for MON_GET_UNIT_OF_WORK (continued)

Column Name	Data Type	Description or corresponding monitor element
CURRENT_ISOLATION	CHAR(2)	current_isolation - Current isolation level
NUM_LOCKS_WAITING	BIGINT	locks_waiting - Current agents waiting on locks monitor element
ROWS_DELETED	BIGINT	rows_deleted - Rows deleted monitor element
ROWS_INSERTED	BIGINT	rows_inserted - Rows inserted monitor element
ROWS_UPDATED	BIGINT	rows_updated - Rows updated monitor element
TOTAL_HASH_JOINS	BIGINT	total_hash_joins - Total Hash Joins monitor element
TOTAL_HASH_LOOPS	BIGINT	total_hash_loops - Total Hash Loops monitor element
HASH_JOIN_OVERFLOW	BIGINT	hash_join_overflows - Hash Join Overflows monitor element
HASH_JOIN_SMALL_OVERFLOW	BIGINT	hash_join_small_overflows - Hash Join Small Overflows monitor element
POST_SHRTHRESHOLD_HASH_JOINS	BIGINT	post_shrthreshold_hash_joins - Post threshold hash joins monitor element
TOTAL_OLAP_FUNCS	BIGINT	total_olap_funcs - Total OLAP Functions monitor element
OLAP_FUNC_OVERFLOW	BIGINT	olap_func_overflows - OLAP Function Overflows monitor element
DYNAMIC_SQL_STMTS	BIGINT	dynamic_sql_stmts - Dynamic SQL Statements Attempted monitor element
STATIC_SQL_STMTS	BIGINT	static_sql_stmts - Static SQL Statements Attempted monitor element
FAILED_SQL_STMTS	BIGINT	failed_sql_stmts - Failed Statement Operations monitor element
SELECT_SQL_STMTS	BIGINT	select_sql_stmts - Select SQL Statements Executed monitor element
UID_SQL_STMTS	BIGINT	uid_sql_stmts - Update/Insert/Delete SQL Statements Executed monitor element
DDL_SQL_STMTS	BIGINT	ddl_sql_stmts - Data Definition Language (DDL) SQL Statements monitor element
MERGE_SQL_STMTS	BIGINT	merge_sql_stmts - Merge SQL statements executed
XQUERY_STMTS	BIGINT	xquery_stmts - XQuery Statements Attempted monitor element
IMPLICIT_REBINDS	BIGINT	implicit_rebinds - number of implicit rebinds
BINDS_PRECOMPILES	BIGINT	binds_precompiles - Binds/Precompiles Attempted monitor element
INT_ROWS_DELETED	BIGINT	int_rows_deleted - Internal Rows Deleted monitor element

Table 168. Information returned for MON_GET_UNIT_OF_WORK (continued)

Column Name	Data Type	Description or corresponding monitor element
INT_ROWS_INSERTED	BIGINT	int_rows_inserted - Internal Rows Inserted monitor element
INT_ROWS_UPDATED	BIGINT	int_rows_updated - Internal Rows Updated monitor element
CALL_SQL_STMTS	BIGINT	call_sql_stmts - CALL SQL statements executed
POOL_COL_L_READS	BIGINT	pool_col_l_reads - Buffer pool column-organized logical reads
POOL_TEMP_COL_L_READS	BIGINT	pool_temp_col_l_reads - Buffer pool column-organized temporary logical reads
POOL_COL_P_READS	BIGINT	pool_col_p_reads - Buffer pool column-organized physical reads
POOL_TEMP_COL_P_READS	BIGINT	pool_temp_col_p_reads - Buffer pool column-organized temporary physical reads
POOL_COL_LBP_PAGES_FOUND	BIGINT	pool_col_lbp_pages_found - Buffer pool column-organized LBP pages found
POOL_COL_WRITES	BIGINT	pool_col_writes - Buffer pool column-organized writes
POOL_COL_GBP_L_READS	BIGINT	pool_col_gbp_l_reads - Buffer pool column-organized GBP logical reads
POOL_COL_GBP_P_READS	BIGINT	pool_col_gbp_p_reads - Buffer pool column-organized GBP physical reads
POOL_COL_GBP_INVALID_PAGES	BIGINT	pool_col_gbp_invalid_pages - Buffer pool column-organized GBP invalid data pages
POOL_COL_GBP_INDEP_PAGES_FOUND_IN_LBP	BIGINT	pool_col_gbp_indep_pages_found_in_lbp - Buffer pool column-organized GBP independent pages found in local buffer pool
POOL_QUEUED_ASYNC_COL_REQS	BIGINT	pool_queued_async_col_reqs - Column-organized prefetch requests
POOL_QUEUED_ASYNC_TEMP_COL_REQS	BIGINT	pool_queued_async_temp_col_reqs - Column-organized temporary prefetch requests
POOL_QUEUED_ASYNC_COL_PAGES	BIGINT	pool_queued_async_col_pages - Column-organized page prefetch requests
POOL_QUEUED_ASYNC_TEMP_COL_PAGES	BIGINT	pool_queued_async_temp_col_pages - Column-organized page temporary prefetch requests
POOL_FAILED_ASYNC_COL_REQS	BIGINT	pool_failed_async_col_reqs - Failed column-organized prefetch requests
POOL_FAILED_ASYNC_TEMP_COL_REQS	BIGINT	pool_failed_async_temp_col_reqs - Failed column-organized temporary prefetch requests
TOTAL_COL_TIME	BIGINT	total_col_time - Total column-organized time
TOTAL_COL_PROC_TIME	BIGINT	total_col_proc_time - Total column-organized processing time

Table 168. Information returned for MON_GET_UNIT_OF_WORK (continued)

Column Name	Data Type	Description or corresponding monitor element
TOTAL_COL_EXECUTIONS	BIGINT	total_col_executions - Total column-organized executions
CLIENT_IPADDR	VARCHAR(128)	client_ipaddr - Client IP address monitor element
SQL_REQS_SINCE_COMMIT	BIGINT	sql_reqs_since_commit - SQL Requests Since Last Commit monitor element
UOW_STOP_TIME	TIMESTAMP	uow_stop_time - Unit of work stop timestamp monitor element
PREV_UOW_STOP_TIME	TIMESTAMP	prev_uow_stop_time - Previous Unit of Work Completion Timestamp monitor element
UOW_COMP_STATUS	VARCHAR(14)	uow_comp_status - Unit of Work Completion Status monitor element
NUM_ASSOC_AGENTS	BIGINT	num_assoc_agents - Number of Associated Agents monitor element
POST_THRESHOLD_HASH_JOINS	BIGINT	post_threshold_hash_joins - Hash Join Threshold monitor element
POOL_DATA_CACHING_TIER_L_READS	BIGINT	Reserved for future use.
POOL_INDEX_CACHING_TIER_L_READS	BIGINT	Reserved for future use.
POOL_XDA_CACHING_TIER_L_READS	BIGINT	Reserved for future use.
POOL_COL_CACHING_TIER_L_READS	BIGINT	Reserved for future use.
POOL_DATA_CACHING_TIER_PAGE_WRITES	BIGINT	Reserved for future use.
POOL_INDEX_CACHING_TIER_PAGE_WRITES	BIGINT	Reserved for future use.
POOL_XDA_CACHING_TIER_PAGE_WRITES	BIGINT	Reserved for future use.
POOL_COL_CACHING_TIER_PAGE_WRITES	BIGINT	Reserved for future use.
POOL_DATA_CACHING_TIER_PAGE_UPDATES	BIGINT	Reserved for future use.
POOL_INDEX_CACHING_TIER_PAGE_UPDATES	BIGINT	Reserved for future use.
POOL_XDA_CACHING_TIER_PAGE_UPDATES	BIGINT	Reserved for future use.
POOL_COL_CACHING_TIER_PAGE_UPDATES	BIGINT	Reserved for future use.
POOL_CACHING_TIER_PAGE_READ_TIME	BIGINT	Reserved for future use.

Table 168. Information returned for MON_GET_UNIT_OF_WORK (continued)

Column Name	Data Type	Description or corresponding monitor element
POOL_CACHING_TIER_PAGE_WRITE_TIME	BIGINT	Reserved for future use.
POOL_DATA_CACHING_TIER_PAGES_FOUND	BIGINT	Reserved for future use.
POOL_INDEX_CACHING_TIER_PAGES_FOUND	BIGINT	Reserved for future use.
POOL_XDA_CACHING_TIER_PAGES_FOUND	BIGINT	Reserved for future use.
POOL_COL_CACHING_TIER_PAGES_FOUND	BIGINT	Reserved for future use.
POOL_DATA_CACHING_TIER_GBP_INVALID_PAGES	BIGINT	Reserved for future use.
POOL_INDEX_CACHING_TIER_GBP_INVALID_PAGES	BIGINT	Reserved for future use.
POOL_XDA_CACHING_TIER_GBP_INVALID_PAGES	BIGINT	Reserved for future use.
POOL_COL_CACHING_TIER_GBP_INVALID_PAGES	BIGINT	Reserved for future use.
POOL_DATA_CACHING_TIER_GBP_INDEP_PAGES_FOUND	BIGINT	Reserved for future use.
POOL_INDEX_CACHING_TIER_GBP_INDEP_PAGES_FOUND	BIGINT	Reserved for future use.
POOL_XDA_CACHING_TIER_GBP_INDEP_PAGES_FOUND	BIGINT	Reserved for future use.
POOL_COL_CACHING_TIER_GBP_INDEP_PAGES_FOUND	BIGINT	Reserved for future use.
TOTAL_HASH_GRPBYS	BIGINT	total_hash_grpbys - Total hash group by operations
HASH_GRPBY_OVERFLOWES	BIGINT	hash_grpby_overflows - Hash group by overflows
POST_THRESHOLD_HASH_GRPBYS	BIGINT	post_threshold_hash_grpbys - Hash group by threshold
EXECUTION_ID	VARCHAR(128)	execution_id - User Login ID monitor element
POST_THRESHOLD_OLAP_FUNCS	BIGINT	post_threshold_olap_funcs - OLAP function threshold monitor element
POST_THRESHOLD_COL_VECTOR_CONSUMERS	BIGINT	post_threshold_col_vector_consumers - Post threshold columnar_vector consumers
TOTAL_COL_VECTOR_CONSUMERS	BIGINT	total_col_vector_consumers - Total columnar_vector consumers
ACTIVE_HASH_GRPBYS	BIGINT	active_hash_grpbys - Active hash GROUP BY operations
ACTIVE_HASH_JOINS	BIGINT	active_hash_joins - Active hash joins

Table 168. Information returned for MON_GET_UNIT_OF_WORK (continued)

Column Name	Data Type	Description or corresponding monitor element
ACTIVE_OLAP_FUNCS	BIGINT	active_olap_funcs - Active OLAP Functions
ACTIVE_PEAS	BIGINT	active_peas - Active partial early aggregations operations
ACTIVE_PEDS	BIGINT	active_peds - Active partial early distinct operations
ACTIVE_SORT_CONSUMERS	BIGINT	active_sort_consumers - Active sort consumers
ACTIVE_SORTS	BIGINT	active_sorts - Active Sorts
ACTIVE_COL_VECTOR_CONSUMERS	BIGINT	active_col_vector_consumers - Active columnar_vector consumers
SORT_HEAP_ALLOCATED	BIGINT	sort_heap_allocated - Total Sort Heap Allocated
SORT_SHRHEAP_ALLOCATED	BIGINT	sort_shrheap_allocated - Sort Share Heap Currently Allocated
TOTAL_BACKUP_TIME	BIGINT	total_backup_time - Total elapsed time for online backups
TOTAL_BACKUP_PROC_TIME	BIGINT	total_backup_proc_time - Total non-wait time for online backups
TOTAL_BACKUPS	BIGINT	total_backups - Total backups
TOTAL_INDEX_BUILD_TIME	BIGINT	total_index_build_time - Total time spent building indexes due to index creation, recreation or rebuilding
TOTAL_INDEX_BUILD_PROC_TIME	BIGINT	total_index_build_proc_time - Total non-wait time spent building indexes due to index creation, recreation or rebuilding
TOTAL_INDEXES_BUILT	BIGINT	total_indexes_built - Total number of indexes built
FCM_TQ_RECV_WAITS_TOTAL	BIGINT	fcm_tq_recv_waits_total - Number of times spent waiting to receive the next buffer monitor element
FCM_MESSAGE_RECV_WAITS_TOTAL	BIGINT	fcm_message_recv_waits_total - Number of times spent waiting for FCM reply message monitor element
FCM_TQ_SEND_WAITS_TOTAL	BIGINT	fcm_tq_send_waits_total - Number of times spent waiting to send the next buffer monitor element
FCM_MESSAGE_SEND_WAITS_TOTAL	BIGINT	fcm_message_send_waits_total - Number of times spent blocking on an FCM message send monitor element
FCM_SEND_WAITS_TOTAL	BIGINT	fcm_send_waits_total - Number of times spent blocking on an FCM send operation monitor element
FCM_RECV_WAITS_TOTAL	BIGINT	fcm_recv_waits_total - Number of times spent waiting to receive data through FCM monitor element

Table 168. Information returned for MON_GET_UNIT_OF_WORK (continued)

Column Name	Data Type	Description or corresponding monitor element
EXT_TABLE_RECV_WAIT_TIME	BIGINT	ext_table_recv_wait_time - Total agent wait time for external table readers monitor element
EXT_TABLE_RECVS_TOTAL	BIGINT	ext_table_recvs_total - Total row batches received from external table readers monitor element
EXT_TABLE_RECV_VOLUME	BIGINT	ext_table_recv_volume - Total data received from external table readers monitor element
EXT_TABLE_READ_VOLUME	BIGINT	ext_table_read_volume - Total data read by external table readers monitor element
EXT_TABLE_SEND_WAIT_TIME	BIGINT	ext_table_send_wait_time - Total agent wait time for external table writers monitor element
EXT_TABLE_SENDS_TOTAL	BIGINT	ext_table_sends_total - Total row batches sent to external table writers monitor element
EXT_TABLE_SEND_VOLUME	BIGINT	ext_table_send_volume - Total data sent to external table writers monitor element
EXT_TABLE_WRITE_VOLUME	BIGINT	ext_table_write_volume - Total data written by external table writers monitor element
COL_VECTOR_CONSUMER_OVERFLOW S	BIGINT	col_vector_consumer_overflows - Columnar vector consumer overflows monitor element.
TOTAL_COL_SYNOPSIS_TIME	BIGINT	total_col_synopsis_time - Total column-organized synopsis table time monitor element
TOTAL_COL_SYNOPSIS_PROC_TIME	BIGINT	total_col_synopsis_proc_time - Total column-organized synopsis table processing time monitor element
TOTAL_COL_SYNOPSIS_EXECUTIONS	BIGINT	total_col_synopsis_executions - Total column-organized synopsis table executions monitor element
COL_SYNOPSIS_ROWS_INSERTED	BIGINT	col_synopsis_rows_inserted - Column-organized synopsis table rows inserted monitor element
LOB_PREFETCH_WAIT_TIME	BIGINT	lob_prefetch_wait_time - LOB prefetch wait time monitor element
LOB_PREFETCH_REQS	BIGINT	lob_prefetch_reqs - LOB prefetcher request count monitor element
FED_ROWS_DELETED	BIGINT	fed_rows_deleted - Rows deleted by a federation system monitor element
FED_ROWS_INSERTED	BIGINT	fed_rows_inserted - Rows inserted by a federation system monitor element
FED_ROWS_UPDATED	BIGINT	fed_rows_updated - Rows updated by a federation system monitor element
FED_ROWS_READ	BIGINT	fed_rows_read - Rows read by a federation system monitor element
FED_WAIT_TIME	BIGINT	fed_wait_time - Time spent by a federation server monitor element

Table 168. Information returned for MON_GET_UNIT_OF_WORK (continued)

Column Name	Data Type	Description or corresponding monitor element
FED_WAITS_TOTAL	BIGINT	fed_waits_total - Total number of execution times for a federation server monitor element
APPL_SECTION_INSERTS	BIGINT	appl_section_inserts - Insert count for SQL workspace monitor element
APPL_SECTION_LOOKUPS	BIGINT	appl_section lookups - SQL workspace access count monitor element
ADM_OVERFLOWES	BIGINT	adm_overflows - Number of times an activity fit as an overflow monitor element
ADM_BYPASS_ACT_TOTAL	BIGINT	adm_bypass_act_total - Number of times admission control was bypassed monitor element
APPLICATION_NAME	VARCHAR(128)	appl_name - Application name
LOG_EXTRACTION_DISK_SPACE_USED	BIGINT	log_extraction_disk_space_used - The number of bytes for extraction logs monitor element
LOW_PRIORITY_ACT_TOTAL	BIGINT	low_priority_act_total – Total number of low priority activities monitor element
MEDIUM_PRIORITY_ACT_TOTAL	BIGINT	medium_priority_act_total – Total number of medium priority activities monitor element
HIGH_PRIORITY_ACT_TOTAL	BIGINT	high_priority_act_total – Total number of high priority activities monitor element
CRITICAL_PRIORITY_ACT_TOTAL	BIGINT	critical_priority_act_total – Total number of critical priority activities monitor element
SESSION_PRIORITY	VARCHAR (10)	<u>session_priority</u> - Session priority monitor element session_priority - Session priority monitor element

Usage notes

The metrics returned by the MON_GET_UNIT_OF_WORK table function represent the accumulation of all metrics for requests that were submitted during a unit of work. Metrics are rolled up periodically during the unit of work. Therefore, the values reported by this table function reflect the current state of the system at the time of the most recent rollup. Metrics are strictly increasing in value. To determine the value of a given metric for an interval of time, use the function to query the metric at the start and end of the interval, and compute the difference.

Request metrics are controlled through the COLLECT REQUEST METRICS clause on service superclasses and the *mon_req_metrics* database configuration parameter at the database level. Metrics are only collected for a request if the request is processed by an agent in a service subclass whose parent service superclass has request metrics enabled, or if request metrics collection is enabled for the entire database. By default, request metrics are enabled at the database level. If request metrics have been disabled at the database level, and for a service superclass, the metrics reported for each unit of work mapped to that service superclass stop increasing (or remain at 0 if request metrics were disabled at database activation time).

The MON_GET_UNIT_OF_WORK table function returns one row of data per unit of work and per member. No aggregation across units of work (on a member), or across members (for a service class or more), is performed. However, aggregation can be achieved through SQL queries. The input parameters have the effect of being ANDed together.

Example

Identify the units of work that are consuming the highest amount of CPU time on the system.

```
SELECT application_handle,  
       uow_id,  
       total_cpu_time,  
       app_rqsts_completed_total,  
       rqsts_completed_total  
FROM TABLE(MON_GET_UNIT_OF_WORK(NULL,-1)) AS t  
ORDER BY total_cpu_time DESC
```

The following is an example of output from this query.

```
APPLICATION_HANDLE  UOW_ID  TOTAL_CPU_TIME  ...  
-----  
                  46          5          27959  ...  
  
1 record(s) selected.
```

Output for query (continued).

```
... APP_RQSTS_COMPLETED_TOTAL  RQSTS_COMPLETED_TOTAL  
... -----  
...                          72                          48
```

MON_GET_UNIT_OF_WORK_DETAILS table function - Get unit of work metrics as an XML document

The MON_GET_UNIT_OF_WORK_DETAILS table function returns metrics for one or more units of work.

The metrics are returned in an XML document.

Authorization

One of the following authorities is required to execute the routine:

- EXECUTE privilege on the routine
- DATAACCESS authority
- DBADM authority
- SQLADM authority

Default PUBLIC privilege

None

Syntax

► MON_GET_UNIT_OF_WORK_DETAILS ((application_handle , member)

system_appls)

The schema is SYSPROC.

Routine parameters

application_handle

An input argument of type BIGINT that specifies a valid application handle in the same database as the one currently connected to when calling this function. If the argument is null, metrics are retrieved for units of work running in all superclasses in the database.

member

An input argument of type INTEGER that specifies a valid member in the same instance as the currently connected database when calling this function. Specify -1 for the current database member, or -2 for all active database members. If the NULL value is specified, -1 is set implicitly.

system_appls

An input parameter of data type SMALLINT that specifies whether information for system applications is returned. The following values are valid:

- 0 or NULL: System application information is not returned
- 1: User and system application information is returned

Information returned

<i>Table 169. Information returned for MON_GET_UNIT_OF_WORK_DETAILS</i>		
Column Name	Data Type	Description or corresponding monitor element
SERVICE_SUPERCLASS_NAME	VARCHAR(128)	service_superclass_name - Service superclass name
SERVICE_SUBCLASS_NAME	VARCHAR(128)	service_subclass_name - Service subclass name
SERVICE_CLASS_ID	INTEGER	service_class_id - Service class ID
MEMBER	SMALLINT	member - Database member
COORD_MEMBER	SMALLINT	coord_member - Coordinator member Database member for the coordinator partition of the given unit of work.
APPLICATION_HANDLE	BIGINT	application_handle - Application handle
WORKLOAD_NAME	VARCHAR(128)	workload_name - Workload name
WORKLOAD_OCCURRENCE_ID	INTEGER	workload_occurrence_id - Workload occurrence identifier. This ID does not uniquely identify the workload occurrence unless it is coupled with the coordinator database partition number and the workload name.
UOW_ID	INTEGER	uow_id - Unit of work ID
DETAILS	BLOB(1M)	XML document that contains detailed metrics for the unit of work. See Table 170 on page 867 for a description of the elements in this document.

The following example shows the structure of the XML document that is returned in the DETAILS column.

```
<db2_unit_of_work xmlns="http://www.ibm.com/xmlns/prod/db2/mon" release="90700000">
  <service_superclass_name>SYSDEFAULTUSERCLASS</service_superclass_name>
  <service_subclass_name>SYSDEFAULTSUBCLASS</service_subclass_name>
  <service_class_id>13</service_class_id>
  <workload_name>SYSDEFAULTUSERWORKLOAD</workload_name>
  <member>0</member>
  <coord_member>0</coord_member>
  <application_handle>21</application_handle>
  <workload_occurrence_id>1</workload_occurrence_id>
  <uow_id>2</uow_id>
  <workload_occurrence_state>UOWEXEC</workload_occurrence_state>
  <system_metrics>
    <act_aborted_total>5</act_aborted_total>
    ...
  <wlm_queue_assignments_total>3</wlm_queue_assignments_total>
```



```
</system_metrics>
</db2_unit_of_work_metrics>
```

For the full schema, see `sqlllib/misc/DB2MonRoutines.xsd`.

<i>Table 170. Detailed metrics returned for MON_GET_UNIT_OF_WORK_DETAILS</i>		
Element Name	Data Type	Description or corresponding monitor element
ACT_ABORTED_TOTAL	xs:nonNegativeInteger	act_aborted_total - Total aborted activities
ACT_COMPLETED_TOTAL	xs:nonNegativeInteger	act_completed_total - Total completed activities
ACT_REJECTED_TOTAL	xs:nonNegativeInteger	act_rejected_total - Total rejected activities
ACT_RQSTS_TOTAL	xs:nonNegativeInteger	act_rqsts_total - Total activity requests
ACTIVE_COL_VECTOR_CONSUMERS	xs:long	active_col_vector_consumers - Active columnar_vector consumers
ACTIVE_HASH_GRPBYS	xs:long	active_hash_grpbys - Active hash GROUP BY operations
ACTIVE_HASH_JOINS	xs:long	active_hash_joins - Active hash joins
ACTIVE_OLAP_FUNCS	xs:long	active_olap_funcs - Active OLAP Functions
ACTIVE_PEAS	xs:long	active_peas - Active partial early aggregations operations
ACTIVE_PEDS	xs:long	active_peds - Active partial early distinct operations
ACTIVE_SORT_CONSUMERS	xs:long	active_sort_consumers - Active sort consumers
ACTIVE_SORTS	xs:long	active_sorts - Active Sorts
ADM_BYPASS_ACT_TOTAL	xs:long	adm_bypass_act_total - Number of times admission control was bypassed monitor element
ADM_OVERFLOWS	xs:long	adm_overflows - Number of times an activity fit as an overflow monitor element
AGENT_WAIT_TIME	xs:nonNegativeInteger	agent_wait_time - Agent wait time
AGENT_WAITS_TOTAL	xs:nonNegativeInteger	agent_waits_total - Total agent waits
APP_ACT_ABORTED_TOTAL	xs:nonNegativeInteger	app_act_aborted_total - Total failed external coordinator activities monitor element
APP_ACT_COMPLETED_TOTAL	xs:nonNegativeInteger	app_act_completed_total - Total successful external coordinator activities monitor element
APP_ACT_REJECTED_TOTAL	xs:nonNegativeInteger	app_act_rejected_total - Total rejected external coordinator activities monitor element
APP_RQSTS_COMPLETED_TOTAL	xs:nonNegativeInteger	app_rqsts_completed_total - Total application requests completed
APPL_SECTION_INSERTS	xs:nonNegativeInteger	appl_section_inserts - Insert count for SQL workspace monitor element
APPL_SECTION_LOOKUPS	xs:nonNegativeInteger	appl_section_lookups - SQL workspace access count monitor element
APPLICATION_HANDLE	xs:nonNegativeInteger	application_handle - Application handle
APPLICATION_ID	xs:string	appl_id - Application ID

Table 170. Detailed metrics returned for MON_GET_UNIT_OF_WORK_DETAILS (continued)

Element Name	Data Type	Description or corresponding monitor element
AUDIT_EVENTS_TOTAL	xs:nonNegativeInteger	audit_events_total - Total audit events
AUDIT_FILE_WRITE_WAIT_TIME	xs:nonNegativeInteger	audit_file_write_wait_time - Audit file write wait time
AUDIT_FILE_WRITES_TOTAL	xs:nonNegativeInteger	audit_file_writes_total - Total Audit files written
AUDIT_SUBSYSTEM_WAIT_TIME	xs:nonNegativeInteger	audit_subsystem_wait_time - Audit subsystem wait time
AUDIT_SUBSYSTEM_WAITS_TOTAL	xs:nonNegativeInteger	audit_subsystem_waits_total - Total audit subsystem waits
BINDS_PRECOMPILES	xs:long	binds_precompiles - Binds/Precompiles Attempted monitor element
CALL_SQL_STMTS	xs:long	call_sql_stmts - CALL SQL statements executed
CAT_CACHE_INSERTS	xs:nonNegativeInteger	cat_cache_inserts - Catalog cache inserts
CAT_CACHE_LOOKUPS	xs:nonNegativeInteger	cat_cache_lookups - Catalog cache lookups
CF_WAIT_TIME	xs:long	cf_wait_time - cluster caching facility wait time
CF_WAITS	xs:long	cf_waits - Number of cluster caching facility waits
CLIENT_ACCTNG	xs:string	client_acctng - Client accounting string monitor element
CLIENT_APPLNAME	xs:string	client_applname - Client application name monitor element
CLIENT_HOSTNAME	xs:string	client_hostname - Client hostname
CLIENT_IDLE_WAIT_TIME	xs:nonNegativeInteger	client_idle_wait_time - Client idle wait time
CLIENT_IPADDR	xs:string	client_ipaddr - Client IP address monitor element
CLIENT_PORT_NUMBER	xs:nonNegativeInteger	client_port_number - Client port number
CLIENT_USERID	xs:string	client_userid - Client user ID monitor element
CLIENT_WRKSTNAME	xs:string	client_wrkstname - Client workstation name monitor element
COL_SYNOPSIS_ROWS_INSERTED	xs:nonNegativeInteger	col_synopsis_rows_inserted - Column-organized synopsis table rows inserted monitor element
COL_VECTOR_CONSUMER_OVERFLOWS	xs:long	col_vector_consumer_overflows - Columnar vector consumer overflows monitor element.
COMM_EXIT_WAIT_TIME	xs:nonNegativeInteger	comm_exit_wait_time - Communication buffer exit wait time monitor element
COMM_EXIT_WAITS	xs:nonNegativeInteger	comm_exit_waits - Communication buffer exit number of waits monitor element
COORD_MEMBER	xs:nonNegativeInteger	coord_member - Coordinator member
CURRENT_ISOLATION	xs:string	current_isolation - Current isolation level
DDL_SQL_STMTS	xs:long	ddl_sql_stmts - Data Definition Language (DDL) SQL Statements monitor element
DEADLOCKS	xs:nonNegativeInteger	deadlocks - Deadlocks detected

Table 170. Detailed metrics returned for MON_GET_UNIT_OF_WORK_DETAILS (continued)

Element Name	Data Type	Description or corresponding monitor element
DIAGLOG_WRITE_WAIT_TIME	xs:nonNegativeInteger	diaglog_write_wait_time - Diag log write time
DIAGLOG_WRITES_TOTAL	xs:nonNegativeInteger	diaglog_writes_total - Diag log total writes
DIRECT_READ_REQS	xs:nonNegativeInteger	direct_read_reqs - Direct read requests
DIRECT_READ_TIME	xs:nonNegativeInteger	direct_read_time - Direct read time
DIRECT_READS	xs:nonNegativeInteger	direct_reads - Direct reads from database
DIRECT_WRITE_REQS	xs:nonNegativeInteger	direct_write_reqs - Direct write requests
DIRECT_WRITE_TIME	xs:nonNegativeInteger	direct_write_time - Direct write time
DIRECT_WRITES	xs:nonNegativeInteger	direct_writes - Direct writes to database
DISABLED_PEDS	xs:long	disabled_peds - Disabled partial early distincts
DYNAMIC_SQL_STMTS	xs:long	dynamic_sql_stmts - Dynamic SQL Statements Attempted monitor element
EVMON_WAIT_TIME	xs:nonNegativeInteger	evmon_wait_time - Event monitor wait time
EVMON_WAITS_TOTAL	xs:nonNegativeInteger	evmon_waits_total - Event monitor total waits
EXECUTION_ID	xs:string(128)	execution_id - User Login ID monitor element
EXT_TABLE_READ_VOLUME	xs:nonNegativeInteger	ext_table_read_volume - Total data read by external table readers monitor element
EXT_TABLE_RECV_VOLUME	xs:nonNegativeInteger	ext_table_recv_volume - Total data received from external table readers monitor element
EXT_TABLE_RECV_WAIT_TIME	xs:nonNegativeInteger	ext_table_recv_wait_time - Total agent wait time for external table readers monitor element
EXT_TABLE_RECVS_TOTAL	xs:nonNegativeInteger	ext_table_recvs_total - Total row batches received from external table readers monitor element
EXT_TABLE_SEND_VOLUME	xs:nonNegativeInteger	ext_table_send_volume - Total data sent to external table writers monitor element
EXT_TABLE_SEND_WAIT_TIME	xs:nonNegativeInteger	ext_table_send_wait_time - Total agent wait time for external table writers monitor element
EXT_TABLE_SENDS_TOTAL	xs:nonNegativeInteger	ext_table_sends_total - Total row batches sent to external table writers monitor element
EXT_TABLE_WRITE_VOLUME	xs:nonNegativeInteger	ext_table_write_volume - Total data written by external table writers monitor element
FAILED_SQL_STMTS	xs:long	failed_sql_stmts - Failed Statement Operations monitor element
FCM_MESSAGE_RECV_VOLUME	xs:nonNegativeInteger	fcm_message_recv_volume - FCM message recv volume
FCM_MESSAGE_RECV_WAIT_TIME	xs:nonNegativeInteger	fcm_message_recv_wait_time - FCM message recv wait time
FCM_MESSAGE_RECV_WAITS_TOTAL	xs:nonNegativeInteger	fcm_message_recv_waits_total - Number of times spent waiting for FCM reply message monitor element

Table 170. Detailed metrics returned for MON_GET_UNIT_OF_WORK_DETAILS (continued)

Element Name	Data Type	Description or corresponding monitor element
FCM_MESSAGE_RECVS_TOTAL	xs:nonNegativeInteger	fcm_message_recvs_total - FCM message recvs total
FCM_MESSAGE_SEND_VOLUME	xs:nonNegativeInteger	fcm_message_send_volume - FCM message send volume
FCM_MESSAGE_SEND_WAIT_TIME	xs:nonNegativeInteger	fcm_message_send_wait_time - FCM message send wait time
FCM_MESSAGE_SEND_WAITS_TOTAL	xs:nonNegativeInteger	fcm_message_send_waits_total - Number of times spent blocking on an FCM message send monitor element
FCM_MESSAGE_SENDS_TOTAL	xs:nonNegativeInteger	fcm_message_sends_total - FCM message sends total
FCM_RECV_VOLUME	xs:nonNegativeInteger	fcm_recv_volume - FCM recv volume
FCM_RECV_WAIT_TIME	xs:nonNegativeInteger	fcm_recv_wait_time - FCM recv wait time
FCM_RECV_WAITS_TOTAL	xs:nonNegativeInteger	fcm_recv_waits_total - Number of times spent waiting to receive data through FCM monitor element
FCM_RECVS_TOTAL	xs:nonNegativeInteger	fcm_recvs_total - FCM recvs total
FCM_SEND_VOLUME	xs:nonNegativeInteger	fcm_send_volume - FCM send volume
FCM_SEND_WAIT_TIME	xs:nonNegativeInteger	fcm_send_wait_time - FCM send wait time
FCM_SEND_WAITS_TOTAL	xs:nonNegativeInteger	fcm_send_waits_total - Number of times spent blocking on an FCM send operation monitor element
FCM_SENDS_TOTAL	xs:nonNegativeInteger	fcm_sends_total - FCM sends total
FCM_TQ_RECV_VOLUME	xs:nonNegativeInteger	fcm_tq_recv_volume - FCM tablequeue recv volume
FCM_TQ_RECV_WAIT_TIME	xs:nonNegativeInteger	fcm_tq_recv_wait_time - FCM tablequeue recv wait time
FCM_TQ_RECV_WAITS_TOTAL	xs:nonNegativeInteger	fcm_tq_recv_waits_total - Number of times spent waiting to receive the next buffer monitor element
FCM_TQ_RECVS_TOTAL	xs:nonNegativeInteger	fcm_tq_recvs_total - FCM tablequeue recvs total
FCM_TQ_SEND_VOLUME	xs:nonNegativeInteger	fcm_tq_send_volume - FCM tablequeue send volume
FCM_TQ_SEND_WAIT_TIME	xs:nonNegativeInteger	fcm_tq_send_wait_time - FCM tablequeue send wait time
FCM_TQ_SENDS_TOTAL	xs:nonNegativeInteger	fcm_tq_sends_total - FCM tablequeue send total
FED_ROWS_DELETED	xs:nonNegativeInteger	fed_rows_deleted - Rows deleted by a federation system monitor element
FED_ROWS_INSERTED	xs:nonNegativeInteger	fed_rows_inserted - Rows inserted by a federation system monitor element
FED_ROWS_READ	xs:nonNegativeInteger	fed_rows_read - Rows read by a federation system monitor element

Table 170. Detailed metrics returned for MON_GET_UNIT_OF_WORK_DETAILS (continued)

Element Name	Data Type	Description or corresponding monitor element
FED_ROWS_UPDATED	xs:nonNegativeInteger	fed_rows_updated - Rows updated by a federation system monitor element
FED_WAIT_TIME	xs:nonNegativeInteger	fed_wait_time - Time spent by a federation server monitor element
FED_WAITS_TOTAL	xs:nonNegativeInteger	fed_waits_total - Total number of execution times for a federation server monitor element
HASH_GRPBY_OVERFLOW	xs:long	hash_grpby_overflows - Hash group by overflows
HASH_JOIN_OVERFLOW	xs:long	hash_join_overflows - Hash Join Overflows monitor element
HASH_JOIN_SMALL_OVERFLOW	xs:long	hash_join_small_overflows - Hash Join Small Overflows monitor element
IDA_RECV_VOLUME	xs:nonNegativeInteger	ida_recv_volume - Total data volume received monitor element The total volume of data the database server received from an in-database analytics process. The value is reported in bytes.
IDA_RECV_WAIT_TIME	xs:nonNegativeInteger	ida_recv_wait_time - Time spent waiting to receive data monitor element The total amount of time spent waiting to receive data from an in-database analytics process.
IDA_RECVS_TOTAL	xs:nonNegativeInteger	ida_recvs_total - Number of times data received monitor element The total number of times data was received from an in-database analytics process.
IDA_SEND_VOLUME	xs:nonNegativeInteger	ida_send_volume - Total data volume sent monitor element The total volume of data sent from the database server to an in-database analytics process. The value is reported in bytes.
IDA_SEND_WAIT_TIME	xs:nonNegativeInteger	ida_send_wait_time - Time spent waiting to send data monitor element The total amount of time spent waiting to send data to an in-database analytics process.
IDA_SENDS_TOTAL	xs:nonNegativeInteger	ida_sends_total - Number of times data sent monitor element The total number of times data was sent to an in-database analytics process.
IMPLICIT_REBINDS	xs:long	implicit_rebinds - number of implicit rebinds
INT_COMMITS	xs:nonNegativeInteger	int_commits - Internal commits
INT_ROLLBACKS	xs:nonNegativeInteger	int_rollbacks - Internal rollbacks

<i>Table 170. Detailed metrics returned for MON_GET_UNIT_OF_WORK_DETAILS (continued)</i>		
Element Name	Data Type	Description or corresponding monitor element
INT_ROWS_DELETED	xs:long	int_rows_deleted - Internal Rows Deleted monitor element
INT_ROWS_INSERTED	xs:long	int_rows_inserted - Internal Rows Inserted monitor element
INT_ROWS_UPDATED	xs:long	int_rows_updated - Internal Rows Updated monitor element
INTRA_PARALLEL_STATE	xs:string	intra_parallel_state - Current state of intrapartition parallelism monitor element
IPC_RECV_VOLUME	xs:nonNegativeInteger	ipc_recv_volume - Interprocess communication recv volume
IPC_RECV_WAIT_TIME	xs:nonNegativeInteger	ipc_recv_wait_time - Interprocess communication recv wait time
IPC_RECVS_TOTAL	xs:nonNegativeInteger	ipc_recvs_total - Interprocess communication recvs total
IPC_SEND_VOLUME	xs:nonNegativeInteger	ipc_send_volume - Interprocess communication send volume
IPC_SEND_WAIT_TIME	xs:nonNegativeInteger	ipc_send_wait_time - Interprocess communication send wait time
IPC_SENDS_TOTAL	xs:nonNegativeInteger	ipc_sends_total - Interprocess communication send total
IS_SYSTEM_APPL	xs:short	is_system_appl - Is System Application monitor element
LAST_EXECUTABLE_ID	xs:hexBinary(32)	last_executable_id - Last executable identifier
LAST_REQUEST_TYPE	xs:string(32)	last_request_type - Last request type
LOB_PREFETCH_REQS	xs:nonNegativeInteger	lob_prefetch_reqs - LOB prefetcher request count monitor element
LOB_PREFETCH_WAIT_TIME	xs:nonNegativeInteger	lob_prefetch_wait_time - LOB prefetch wait time monitor element
LOCK_ESCALS	xs:nonNegativeInteger	lock_escals - Number of lock escalations
LOCK_ESCALS_GLOBAL	xs:long	lock_escals_global - Number of global lock escalations
LOCK_ESCALS_LOCKLIST	xs:long	lock_escals_locklist - Number of locklist lock escalations
LOCK_ESCALS_MAXLOCKS	xs:long	lock_escals_maxlocks - Number of maxlocks lock escalations
LOCK_TIMEOUT_VAL	xs:long	lock_timeout_val - Lock timeout value monitor element
LOCK_TIMEOUTS	xs:nonNegativeInteger	lock_timeouts - Number of lock timeouts
LOCK_TIMEOUTS_GLOBAL	xs:long	lock_timeouts_global - Lock timeouts global
LOCK_WAIT_TIME	xs:nonNegativeInteger	lock_wait_time - Time waited on locks

Table 170. Detailed metrics returned for MON_GET_UNIT_OF_WORK_DETAILS (continued)

Element Name	Data Type	Description or corresponding monitor element
LOCK_WAIT_TIME_GLOBAL	xs:long	lock_wait_time_global - Lock wait time global
LOCK_WAITS	xs:nonNegativeInteger	lock_waits - Lock waits
LOCK_WAITS_GLOBAL	xs:long	lock_waits_global - Lock waits global
LOG_BUFFER_WAIT_TIME	xs:nonNegativeInteger	log_buffer_wait_time - Log buffer wait time
LOG_DISK_WAIT_TIME	xs:nonNegativeInteger	log_disk_wait_time - Log disk wait time
LOG_DISK_WAITS_TOTAL	xs:nonNegativeInteger	log_disk_waits_total - Log disk waits total
MEMBER	xs:nonNegativeInteger	member - Database member
MEMBER_SUBSET_ID	xs:long	member_subset_id - Member subset ID
MERGE_SQL_STMTS	xs:long	merge_sql_stmts - Merge SQL statements executed
NUM_ASSOC_AGENTS	xs:long	num_assoc_agents - Number of Associated Agents monitor element
NUM_LOCKS_HELD	xs:nonNegativeInteger	locks_held - Locks held
NUM_LOCKS_WAITING	xs:long	lock_waits - Lock waits
NUM_LOG_BUFFER_FULL	xs:nonNegativeInteger	num_log_buffer_full - Number of full log buffers
NUM_LW_THRESH_EXCEEDED	xs:nonNegativeInteger	num_lw_thresh_exceeded - Number of thresholds exceeded
OLAP_FUNC_OVERFLOWS	xs:long	olap_func_overflows - OLAP Function Overflows monitor element
PKG_CACHE_INSERTS	xs:nonNegativeInteger	pkg_cache_inserts - Package cache inserts
PKG_CACHE_LOOKUPS	xs:nonNegativeInteger	pkg_cache_lookups - Package cache lookups
POOL_COL_GBP_INDEP_PAGES_FOUND_IN_LBP	xs:nonNegativeInteger	pool_col_gbp_indep_pages_found_in_lbp - Buffer pool column-organized GBP independent pages found in local buffer pool
POOL_COL_GBP_INVALID_PAGES	xs:nonNegativeInteger	pool_col_gbp_invalid_pages - Buffer pool column-organized GBP invalid data pages
POOL_COL_GBP_L_READS	xs:nonNegativeInteger	pool_col_gbp_l_reads - Buffer pool column-organized GBP logical reads
POOL_COL_GBP_P_READS	xs:nonNegativeInteger	pool_col_gbp_p_reads - Buffer pool column-organized GBP physical reads
POOL_COL_L_READS	xs:nonNegativeInteger	pool_col_l_reads - Buffer pool column-organized logical reads
POOL_COL_LBP_PAGES_FOUND	xs:nonNegativeInteger	pool_col_lbp_pages_found - Buffer pool column-organized LBP pages found
POOL_COL_P_READS	xs:nonNegativeInteger	pool_col_p_reads - Buffer pool column-organized physical reads
POOL_COL_WRITES	xs:nonNegativeInteger	pool_col_writes - Buffer pool column-organized writes

Table 170. Detailed metrics returned for MON_GET_UNIT_OF_WORK_DETAILS (continued)

Element Name	Data Type	Description or corresponding monitor element
POOL_DATA_GBP_INDEP_PAGES_FOUND_IN_LBP	xs:nonNegativeInteger	pool_data_gbp_indep_pages_found_in_lbp - Group buffer pool independent data pages found in local buffer pool monitor element
POOL_DATA_GBP_INVALID_PAGES	xs:long	pool_data_gbp_invalid_pages - Group buffer pool invalid data pages
POOL_DATA_GBP_L_READS	xs:long	pool_data_gbp_l_reads - Group buffer pool data logical reads
POOL_DATA_GBP_P_READS	xs:long	pool_data_gbp_p_reads - Group buffer pool data physical reads
POOL_DATA_L_READS	xs:nonNegativeInteger	pool_data_l_reads - Buffer pool data logical reads
POOL_DATA_LBP_PAGES_FOUND	xs:long	pool_data_lbp_pages_found - Local buffer pool found data pages
POOL_DATA_P_READS	xs:nonNegativeInteger	pool_data_p_reads - Buffer pool data physical reads
POOL_DATA_WRITES	xs:nonNegativeInteger	pool_data_writes - Buffer pool data writes
POOL_FAILED_ASYNC_COL_REQS	xs:nonNegativeInteger	pool_failed_async_col_reqs - Failed column-organized prefetch requests
POOL_FAILED_ASYNC_DATA_REQS	xs:nonNegativeInteger	pool_failed_async_data_reqs - Failed data prefetch requests monitor element
POOL_FAILED_ASYNC_INDEX_REQS	xs:nonNegativeInteger	pool_failed_async_index_reqs - Failed index prefetch requests monitor element
POOL_FAILED_ASYNC_TEMP_COL_REQS	xs:nonNegativeInteger	pool_failed_async_temp_col_reqs - Failed column-organized temporary prefetch requests
POOL_FAILED_ASYNC_TEMP_DATA_REQS	xs:nonNegativeInteger	pool_failed_async_temp_data_reqs - Failed data prefetch requests for temporary table spaces monitor element
POOL_FAILED_ASYNC_TEMP_INDEX_REQS	xs:nonNegativeInteger	pool_failed_async_temp_index_reqs - Failed index prefetch requests for temporary table spaces monitor element
POOL_FAILED_ASYNC_TEMP_XDA_REQS	xs:nonNegativeInteger	pool_failed_async_temp_xda_reqs - Failed XDA prefetch requests for temporary table spaces monitor element
POOL_FAILED_ASYNC_OTHER_REQS	xs:nonNegativeInteger	pool_failed_async_other_reqs - Failed non-prefetch requests monitor element
POOL_FAILED_ASYNC_XDA_REQS	xs:nonNegativeInteger	pool_failed_async_xda_reqs - Failed XDA prefetch requests monitor element
POOL_INDEX_GBP_INDEP_PAGES_FOUND_IN_LBP	xs:nonNegativeInteger	pool_index_gbp_indep_pages_found_in_lbp - Group buffer pool independent index pages found in local buffer pool monitor element
POOL_INDEX_GBP_INVALID_PAGES	xs:long	pool_index_gbp_invalid_pages - Group buffer pool invalid index pages
POOL_INDEX_GBP_L_READS	xs:long	pool_index_gbp_l_reads - Group buffer pool index logical reads

Table 170. Detailed metrics returned for MON_GET_UNIT_OF_WORK_DETAILS (continued)

Element Name	Data Type	Description or corresponding monitor element
POOL_INDEX_GBP_P_READS	xs:long	pool_index_gbp_p_reads - Group buffer pool index physical reads
POOL_INDEX_L_READS	xs:nonNegativeInteger	pool_index_l_reads - Buffer pool index logical reads
POOL_INDEX_LBP_PAGES_FOUND	xs:long	pool_index_lbp_pages_found - Local buffer pool index pages found
POOL_INDEX_P_READS	xs:nonNegativeInteger	pool_index_p_reads - Buffer pool index physical reads
POOL_INDEX_WRITES	xs:nonNegativeInteger	pool_index_writes - Buffer pool index writes
POOL_QUEUED_ASYNC_COL_REQS	xs:nonNegativeInteger	pool_queued_async_col_reqs - Column-organized prefetch requests
POOL_QUEUED_ASYNC_DATA_PAGES	xs:nonNegativeInteger	pool_queued_async_data_pages - Data pages prefetch requests monitor element
POOL_QUEUED_ASYNC_DATA_REQS	xs:nonNegativeInteger	pool_queued_async_data_reqs - Data prefetch requests monitor element
POOL_QUEUED_ASYNC_INDEX_REQS	xs:nonNegativeInteger	pool_queued_async_index_reqs - Index prefetch requests monitor element
POOL_QUEUED_ASYNC_COL_PAGES	xs:nonNegativeInteger	pool_queued_async_col_pages - Column-organized page prefetch requests
POOL_QUEUED_ASYNC_INDEX_PAGES	xs:nonNegativeInteger	pool_queued_async_index_pages - Index pages prefetch requests monitor element
POOL_QUEUED_ASYNC_TEMP_COL_PAGES	xs:nonNegativeInteger	pool_queued_async_temp_col_pages - Column-organized page temporary prefetch requests
POOL_QUEUED_ASYNC_TEMP_COL_REQS	xs:nonNegativeInteger	pool_queued_async_temp_col_reqs - Column-organized temporary prefetch requests
POOL_QUEUED_ASYNC_TEMP_DATA_PAGES	xs:nonNegativeInteger	pool_queued_async_temp_data_pages - Data pages prefetch requests for temporary table spaces monitor element
POOL_QUEUED_ASYNC_TEMP_DATA_REQS	xs:nonNegativeInteger	pool_queued_async_temp_data_reqs - Data prefetch requests for temporary table spaces monitor element
POOL_QUEUED_ASYNC_TEMP_INDEX_PAGES	xs:nonNegativeInteger	pool_queued_async_temp_index_pages - Index pages prefetch requests for temporary table spaces monitor element
POOL_QUEUED_ASYNC_TEMP_INDEX_REQS	xs:nonNegativeInteger	pool_queued_async_temp_index_reqs - Index prefetch requests for temporary table spaces monitor element
POOL_QUEUED_ASYNC_TEMP_XDA_PAGES	xs:nonNegativeInteger	pool_queued_async_temp_xda_pages - XDA data pages prefetch requests for temporary table spaces monitor element
POOL_QUEUED_ASYNC_TEMP_XDA_REQS	xs:nonNegativeInteger	pool_queued_async_temp_xda_reqs - XDA data prefetch requests for temporary table spaces monitor element

Table 170. Detailed metrics returned for MON_GET_UNIT_OF_WORK_DETAILS (continued)

Element Name	Data Type	Description or corresponding monitor element
POOL_QUEUED_ASYNC_OTHER_REQS	xs:nonNegativeInteger	pool_queued_async_other_reqs - Non-prefetch requests monitor element
POOL_QUEUED_ASYNC_XDA_PAGES	xs:nonNegativeInteger	pool_queued_async_xda_pages - The number of XML storage object (XDA) data pages successfully requested for prefetching
POOL_QUEUED_ASYNC_XDA_REQS	xs:nonNegativeInteger	pool_queued_async_xda_reqs - XDA prefetch requests monitor element
POOL_READ_TIME	xs:nonNegativeInteger	pool_read_time - Total buffer pool physical read time
POOL_TEMP_COL_L_READS	xs:nonNegativeInteger	pool_temp_col_l_reads - Buffer pool column-organized temporary logical reads
POOL_TEMP_COL_P_READS	xs:nonNegativeInteger	pool_temp_col_p_reads - Buffer pool column-organized temporary physical reads
POOL_TEMP_DATA_L_READS	xs:nonNegativeInteger	pool_temp_data_l_reads - Buffer pool temporary data logical reads
POOL_TEMP_DATA_P_READS	xs:nonNegativeInteger	pool_temp_data_p_reads - Buffer pool temporary data physical reads
POOL_TEMP_INDEX_L_READS	xs:nonNegativeInteger	pool_temp_index_l_reads - Buffer pool temporary index logical reads
POOL_TEMP_INDEX_P_READS	xs:nonNegativeInteger	pool_temp_index_p_reads - Buffer pool temporary index physical reads
POOL_TEMP_XDA_L_READS	xs:nonNegativeInteger	pool_temp_xda_l_reads - Buffer pool temporary XDA data logical reads
POOL_TEMP_XDA_P_READS	xs:nonNegativeInteger	pool_temp_xda_p_reads - Buffer pool temporary XDA data physical reads
POOL_WRITE_TIME	xs:nonNegativeInteger	pool_write_time - Total buffer pool physical write time
POOL_XDA_GBP_INDEP_PAGES_FOUND_IN_LBP	xs:nonNegativeInteger	pool_xda_gbp_indep_pages_found_in_lbp - Group buffer pool XDA independent pages found in local buffer pool monitor element
POOL_XDA_GBP_INVALID_PAGES	xs:nonNegativeInteger	pool_xda_gbp_invalid_pages - Group buffer pool invalid XDA data pages
POOL_XDA_GBP_L_READS	xs:nonNegativeInteger	pool_xda_gbp_l_reads - Group buffer pool XDA data logical read requests
POOL_XDA_GBP_P_READS	xs:nonNegativeInteger	pool_xda_gbp_p_reads - Group buffer pool XDA data physical read requests
POOL_XDA_L_READS	xs:nonNegativeInteger	pool_xda_l_reads - Buffer pool XDA data logical reads
POOL_XDA_LBP_PAGES_FOUND	xs:nonNegativeInteger	pool_xda_lbp_pages_found - Local buffer pool XDA data pages found
POOL_XDA_P_READS	xs:nonNegativeInteger	pool_xda_p_reads - Buffer pool XDA data physical reads

Table 170. Detailed metrics returned for MON_GET_UNIT_OF_WORK_DETAILS (continued)

Element Name	Data Type	Description or corresponding monitor element
POOL_XDA_WRITES	xs:nonNegativeInteger	pool_xda_writes - Buffer pool XDA data writes
POST_SHRTHRESHOLD_HASH_JOINS	xs:long	post_shrthreshold_hash_joins - Post threshold hash joins monitor element
POST_SHRTHRESHOLD_SORTS	xs:nonNegativeInteger	post_shrthreshold_sorts - Post shared threshold sorts
POST_THRESHOLD_COLUMNAR_VECTOR_CONSUMERS	xs:long	post_threshold_col_vector_consumers - Post threshold columnar_vector consumers
POST_THRESHOLD_HASH_GRPBYS	xs:long	post_threshold_hash_grpbys - Hash group by threshold
POST_THRESHOLD_HASH_JOINS	xs:long	post_threshold_hash_joins - Hash Join Threshold monitor element
POST_THRESHOLD_OLAP_FUNCTIONS	xs:long	post_threshold_olap_funcs - OLAP function threshold monitor element
POST_THRESHOLD_PEAS	xs:long	post_threshold_peas - Partial early aggregation threshold
POST_THRESHOLD_PEDS	xs:long	post_threshold_peds - Partial early distincts threshold
POST_THRESHOLD_SORTS	xs:nonNegativeInteger	post_threshold_sorts - Post threshold sorts
PREFETCH_WAIT_TIME	xs:nonNegativeInteger	prefetch_wait_time - Time waited for prefetch
PREFETCH_WAITS	xs:nonNegativeInteger	prefetch_waits - Prefetcher wait count monitor element
PREV_UOW_STOP_TIME	xs:dateTime	prev_uow_stop_time - Previous Unit of Work Completion Timestamp monitor element
LOCKS_WAITING	xs:long	locks_waiting - Current agents waiting on locks monitor element
FCM_TQ_SEND_WAITS_TOTAL	xs:nonNegativeInteger	fcm_tq_send_waits_total - Number of times spent waiting to send the next buffer monitor element
RECLAIM_WAIT_TIME	xs:long	reclaim_wait_time - Reclaim wait time
ROWS_DELETED	xs:long	rows_deleted - Rows deleted monitor element
ROWS_INSERTED	xs:long	rows_inserted - Rows inserted monitor element
ROWS_MODIFIED	xs:nonNegativeInteger	rows_modified - Rows modified
ROWS_READ	xs:nonNegativeInteger	rows_read - Rows read
ROWS_RETURNED	xs:nonNegativeInteger	rows_returned - Rows returned
ROWS_UPDATED	xs:long	rows_updated - Rows updated monitor element
RQSTS_COMPLETED_TOTAL	xs:nonNegativeInteger	rqsts_completed_total - Total requests completed
SELECT_SQL_STMTS	xs:long	select_sql_stmts - Select SQL Statements Executed monitor element
SERVICE_CLASS_ID	xs:nonNegativeInteger	service_class_id - Service class ID
SERVICE_SUBCLASS_NAME	xs:string (128)	service_subclass_name - Service subclass name

Table 170. Detailed metrics returned for MON_GET_UNIT_OF_WORK_DETAILS (continued)

Element Name	Data Type	Description or corresponding monitor element
SERVICE_SUPERCLASS_NAME	xs:string (128)	service_superclass_name - Service superclass name
SESSION_AUTH_ID	xs:string	session_auth_id - Session authorization ID
SORT_HEAP_ALLOCATED	xs:long	sort_heap_allocated - Total Sort Heap Allocated
SORT_OVERFLOWS	xs:nonNegativeInteger	sort_overflows - Sort overflows
SORT_SHRHEAP_ALLOCATED	xs:long	sort_shrheap_allocated - Sort Share Heap Currently Allocated
SPACEMAPPAGE_RECLAIM_WAIT_TIME	xs:long	spacemappage_reclaim_wait_time - Space map page reclaim wait time
SQL_REQS_SINCE_COMMIT	xs:long	sql_reqs_since_commit - SQL Requests Since Last Commit monitor element
STATIC_SQL_STMTS	xs:long	static_sql_stmts - Static SQL Statements Attempted monitor element
TCPIP_RECV_VOLUME	xs:nonNegativeInteger	tcPIP_recv_volume - TCP/IP received volume
TCPIP_RECV_WAIT_TIME	xs:nonNegativeInteger	tcPIP_recv_wait_time - TCP/IP recv wait time
TCPIP_RECVS_TOTAL	xs:nonNegativeInteger	tcPIP_recvs_total - TCP/IP recvs total
TCPIP_SEND_VOLUME	xs:nonNegativeInteger	tcPIP_send_volume - TCP/IP send volume
TCPIP_SEND_WAIT_TIME	xs:nonNegativeInteger	tcPIP_send_wait_time - TCP/IP send wait time
TCPIP_SENDS_TOTAL	xs:nonNegativeInteger	tcPIP_sends_total - TCP/IP sends total
THRESH_VIOLATIONS	xs:nonNegativeInteger	thresh_violations - Number of threshold violations
TOTAL_ACT_TIME	xs:nonNegativeInteger	total_act_time - Total activity time
TOTAL_ACT_WAIT_TIME	xs:nonNegativeInteger	total_act_wait_time - Total activity wait time
TOTAL_APP_COMMITS	xs:nonNegativeInteger	total_app_commits - Total application commits
TOTAL_APP_ROLLBACKS	xs:nonNegativeInteger	total_app_rollbacks - Total application rollbacks
TOTAL_APP_RQST_TIME	xs:nonNegativeInteger	total_app_rqst_time - Total application request time
TOTAL_APP_SECTION_EXECUTIONS	xs:nonNegativeInteger	total_app_section_executions - Total section executions
TOTAL_BACKUP_PROC_TIME	xs:long	total_backup_proc_time - Total non-wait time for online backups
TOTAL_BACKUP_TIME	xs:long	total_backup_time - Total elapsed time for online backups
TOTAL_BACKUPS	xs:long	total_backups - Total backups
TOTAL_COL_EXECUTIONS	xs:nonNegativeInteger	total_col_executions - Total column-organized executions
TOTAL_COL_PROC_TIME	xs:nonNegativeInteger	total_col_proc_time - Total column-organized processing time

Table 170. Detailed metrics returned for MON_GET_UNIT_OF_WORK_DETAILS (continued)

Element Name	Data Type	Description or corresponding monitor element
TOTAL_COL_SYNOPSIS_EXECUTIONS	xs:nonNegativeInteger	total_col_synopsis_executions - Total column-organized synopsis table executions monitor element
TOTAL_COL_SYNOPSIS_PROC_TIME	xs:nonNegativeInteger	total_col_synopsis_proc_time - Total column-organized synopsis table processing time monitor element
TOTAL_COL_SYNOPSIS_TIME	xs:nonNegativeInteger	total_col_synopsis_time - Total column-organized synopsis table time monitor element
TOTAL_COL_TIME	xs:nonNegativeInteger	total_col_time - Total column-organized time
TOTAL_COL_VECTOR_CONSUMERS	xs:long	total_col_vector_consumers - Total columnar_vector consumers
TOTAL_COMMIT_PROC_TIME	xs:nonNegativeInteger	total_commit_proc_time - Total commits processing time
TOTAL_COMMIT_TIME	xs:nonNegativeInteger	total_commit_time - Total commit time
TOTAL_COMPILATIONS	xs:nonNegativeInteger	total_compilations - Total compilations
TOTAL_COMPILE_PROC_TIME	xs:nonNegativeInteger	total_compile_proc_time - Total compile processing time
TOTAL_COMPILE_TIME	xs:nonNegativeInteger	total_compile_time - Total compile time
TOTAL_CONNECT_AUTHENTICATIONS	xs:nonNegativeInteger	total_connect_authentications - Connections or switch user authentications performed
TOTAL_CONNECT_AUTHENTICATION_PROC_TIME	xs:nonNegativeInteger	total_connect_authentication_proc_time - Total connection authentication processing time
TOTAL_CONNECT_AUTHENTICATION_TIME	xs:nonNegativeInteger	total_connect_authentication_time - Total connection or switch user authentication request time
TOTAL_CONNECT_REQUEST_PROC_TIME	xs:nonNegativeInteger	total_connect_request_proc_time - Total connection or switch user request processing time
TOTAL_CONNECT_REQUEST_TIME	xs:nonNegativeInteger	total_connect_request_time - Total connection or switch user request time
TOTAL_CONNECT_REQUESTS	xs:nonNegativeInteger	total_connect_requests - Connection or switch user requests
TOTAL_CPU_TIME	xs:nonNegativeInteger	total_cpu_time - Total CPU time
TOTAL_DISP_RUN_QUEUE_TIME	xs:long	total_disp_run_queue_time - Total dispatcher run queue time
TOTAL_EXTENDED_LATCH_WAIT_TIME	xs:nonNegativeInteger	total_extended_latch_wait_time - Total extended latch wait time
TOTAL_EXTENDED_LATCH_WAITS	xs:nonNegativeInteger	total_extended_latch_waits - Total extended latch waits

Table 170. Detailed metrics returned for MON_GET_UNIT_OF_WORK_DETAILS (continued)

Element Name	Data Type	Description or corresponding monitor element
TOTAL_HASH_GRPBY	xs:long	total_hash_grpbys - Total hash group by operations
TOTAL_HASH_JOINS	xs:long	total_hash_joins - Total Hash Joins monitor element
TOTAL_HASH_LOOPS	xs:long	total_hash_loops - Total Hash Loops monitor element
TOTAL_IMPLICIT_COMPILATIONS	xs:nonNegativeInteger	total_implicit_compilations - Total implicit complications
TOTAL_IMPLICIT_COMPILE_TIME	xs:nonNegativeInteger	total_implicit_compile_time - Total implicit compile time
TOTAL_IMPLICIT_COMPILE_PROC_TIME	xs:nonNegativeInteger	total_implicit_compile_proc_time - Total implicit compile processing time
TOTAL_INDEX_BUILD_PROC_TIME	xs:long	total_index_build_proc_time - Total non-wait time spent building indexes due to index creation, recreation or rebuilding
TOTAL_INDEX_BUILD_TIME	xs:long	total_index_build_time - Total time spent building indexes due to index creation, recreation or rebuilding
TOTAL_INDEXES_BUILT	xs:long	total_indexes_built - Total number of indexes built
TOTAL_LOAD_PROC_TIME	xs:nonNegativeInteger	total_load_proc_time - Total load processing time
TOTAL_LOAD_TIME	xs:nonNegativeInteger	total_load_time - Total load time
TOTAL_LOADS	xs:nonNegativeInteger	total_loads - Total loads
TOTAL_OLAP_FUNCS	xs:long	total_olap_funcs - Total OLAP Functions monitor element
TOTAL_PEAS	xs:long	total_peas - Total partial early aggregations
TOTAL_PEDS	xs:long	total_peds - Total partial early distincts
TOTAL_REORG_PROC_TIME	xs:nonNegativeInteger	total_reorg_proc_time - Total reorganization processing time
TOTAL_REORG_TIME	xs:nonNegativeInteger	total_reorg_time - Total reorganization time
TOTAL_REORGS	xs:nonNegativeInteger	total_reorgs - Total reorganizations
TOTAL_ROLLBACK_PROC_TIME	xs:nonNegativeInteger	total_rollback_proc_time - Total rollback processing time
TOTAL_ROLLBACK_TIME	xs:nonNegativeInteger	total_rollback_time - Total rollback time
TOTAL_ROUTINE_INVOCATIONS	xs:nonNegativeInteger	total_routine_invocations - Total routine invocations
TOTAL_ROUTINE_TIME	xs:nonNegativeInteger	total_routine_time - Total routine time
TOTAL_ROUTINE_USER_CODE_TIME	xs:nonNegativeInteger	total_routine_user_code_time - Total routine user code time
TOTAL_ROUTINE_USER_CODE_PROC_TIME	xs:nonNegativeInteger	total_routine_user_code_proc_time - Total routine user code processing time

Table 170. Detailed metrics returned for MON_GET_UNIT_OF_WORK_DETAILS (continued)

Element Name	Data Type	Description or corresponding monitor element
TOTAL_RQST_TIME	xs:nonNegativeInteger	total_rqst_time - Total request time
TOTAL_RUNSTATS	xs:nonNegativeInteger	total_runstats - Total runtime statistics
TOTAL_RUNSTATS_PROC_TIME	xs:nonNegativeInteger	total_runstats_proc_time - Total runtime statistics processing time
TOTAL_RUNSTATS_TIME	xs:nonNegativeInteger	total_runstats_time - Total runtime statistics
TOTAL_SECTION_PROC_TIME	xs:nonNegativeInteger	total_section_proc_time - Total section processing time
TOTAL_SECTION_SORT_PROC_TIME	xs:nonNegativeInteger	total_section_sort_proc_time - Total section sort processing time
TOTAL_SECTION_SORT_TIME	xs:nonNegativeInteger	total_section_sort_time - Total section sort time
TOTAL_SECTION_SORTS	xs:nonNegativeInteger	total_section_sorts - Total section sorts
TOTAL_SECTION_TIME	xs:nonNegativeInteger	total_section_time - Total section time
TOTAL_SORTS	xs:nonNegativeInteger	total_sorts - Total Sorts
TOTAL_STATS_FABRICATION_PROC_TIME	xs:nonNegativeInteger	total_stats_fabrication_proc_time - Total statistics fabrication processing time
TOTAL_STATS_FABRICATION_TIME	xs:nonNegativeInteger	total_stats_fabrication_time - Total statistics fabrication time
TOTAL_STATS_FABRICATIONS	xs:nonNegativeInteger	total_stats_fabrications - Total statistics fabrications
TOTAL_SYNC_RUNSTATS	xs:nonNegativeInteger	total_sync_runstats - Total synchronous RUNSTATS activities
TOTAL_SYNC_RUNSTATS_PROC_TIME	xs:nonNegativeInteger	total_sync_runstats_proc_time - Total synchronous RUNSTATS processing time
TOTAL_SYNC_RUNSTATS_TIME	xs:nonNegativeInteger	total_sync_runstats_time - Total synchronous RUNSTATS time
TOTAL_WAIT_TIME	xs:nonNegativeInteger	total_wait_time - Total wait time
TQ_SORT_HEAP_REJECTIONS	xs:long	tq_sort_heap_rejections - Table queue sort heap rejections
TQ_SORT_HEAP_REQUESTS	xs:long	tq_sort_heap_requests - Table queue sort heap requests
TQ_TOT_SEND_SPILLS	xs:nonNegativeInteger	tq_tot_send_spills - Total number of table queue buffers overflowed
UID_SQL_STMTS	xs:long	uid_sql_stmts - Update/Insert/Delete SQL Statements Executed monitor element
UOW_COMP_STATUS	xs:string	uow_comp_status - Unit of Work Completion Status monitor element
UOW_ID	xs:nonNegativeInteger	uow_id - Unit of work ID

Table 170. Detailed metrics returned for MON_GET_UNIT_OF_WORK_DETAILS (continued)

Element Name	Data Type	Description or corresponding monitor element
UOW_LOG_SPACE_USED	xs:nonNegativeInteger	uow_log_space_used - Unit of Work Log Space Used
UOW_START_TIME	xs:dateTime	uow_start_time - Unit of Work Start Timestamp
UOW_STOP_TIME	xs:dateTime	uow_stop_time - Unit of work stop timestamp monitor element
WLM_QUEUE_ASSIGNMENTS_TOTAL	xs:nonNegativeInteger	wlm_queue_assignments_total - Workload manager total queue assignments
WLM_QUEUE_TIME_TOTAL	xs:nonNegativeInteger	wlm_queue_time_total - Workload manager total queue time
WORKLOAD_NAME	xs:string (128)	workload_name - Workload name
WORKLOAD_OCCURRENCE_ID	xs:nonNegativeInteger	workload_occurrence_id - Workload occurrence identifier This ID does not uniquely identify the workload occurrence unless it is coupled with the coordinator member and the workload name.
WORKLOAD_OCCURRENCE_STATE	xs:string	workload_occurrence_state - Workload occurrence state
XQUERY_STMTS	xs:long	xquery_stmts - XQuery Statements Attempted monitor element
APPLICATION_NAME	xs:string	appl_name - Application name
LOG_EXTRACTION_DISK_SPACE_USED	xs:nonNegativeInteger	log_extraction_disk_space_used - The number of bytes for extraction logs monitor element
LOW_PRIORITY_ACT_TOTAL	xs:long	low_priority_act_total – Total number of low priority activities monitor element
MEDIUM_PRIORITY_ACT_TOTAL	xs:long	medium_priority_act_total – Total number of medium priority activities monitor element
HIGH_PRIORITY_ACT_TOTAL	xs:long	high_priority_act_total – Total number of high priority activities monitor element
CRITICAL_PRIORITY_ACT_TOTAL	xs:long	critical_priority_act_total – Total number of critical priority activities monitor element
SESSION_PRIORITY	xs:string(10)	session_priority - Session priority monitor element session_priority - Session priority monitor element

Usage notes

The metrics returned by the MON_GET_UNIT_OF_WORK_DETAILS function represent the accumulation of all metrics for requests that were submitted during a unit of work. This function is similar to the MON_GET_UNIT_OF_WORK table function:

- The MON_GET_UNIT_OF_WORK table function returns the most commonly used metrics in a column based format and is the most performance efficient method of retrieving metrics.
- The MON_GET_UNIT_OF_WORK_DETAILS table function returns the entire set of available metrics in an XML document format, which provides maximum flexibility for formatting output. The XML based output can be parsed directly by an XML parser, or it can be converted to relational format by the XMLTABLE function (see the example).

Metrics are rolled up periodically during the unit of work. Therefore, the values reported by this table function reflect the current state of the system at the time of the most recent rollup. Metrics are strictly increasing in value. To determine the value of a given metric for an interval of time, use the `MON_GET_UNIT_OF_WORK_DETAILS` table function to query the metric at the start and end of the interval, and compute the difference.

Request metrics are controlled through the `COLLECT REQUEST METRICS` clause on service superclasses and the `mon_req_metrics` database configuration parameter at the database level. Metrics are only collected for a request if the request is processed by an agent in a service subclass whose parent service superclass has request metrics enabled, or if request metrics collection is enabled for the entire database. By default request metrics are enabled at the database level. If request metrics have been disabled at the database level, and for a service superclass, the metrics reported for each unit of work that are mapped to that service superclass stop increasing (or remain at 0 if request metrics were disabled at database activation time).

The `MON_GET_UNIT_OF_WORK_DETAILS` table function returns one row of data per unit of work and per member. No aggregation across units of work (on a member), or across members (for a service class or more), is performed. However, aggregation can be achieved through SQL queries. The input parameters have the effect of being ANDed together.

The schema for the XML document that is returned in the `DETAILS` column is available in the file `sqllib/misc/DB2MonRoutines.xsd`. Further details can be found in the file `sqllib/misc/DB2MonCommon.xsd`.

Example

Identify the units of work that are consuming the highest amount of CPU time on the system.

```
SELECT detmetrics.application_handle,
       detmetrics.uow_id,
       detmetrics.total_cpu_time,
       detmetrics.app_rqsts_completed_total,
       detmetrics.rqsts_completed_total
FROM TABLE(MON_GET_UNIT_OF_WORK_DETAILS(NULL,-2)) AS UOWMETRICS,
XMLTABLE (
  XMLNAMESPACES( DEFAULT 'http://www.ibm.com/xmlns/prod/db2/mon'),
  '$detmetric/db2_unit_of_work' PASSING
  XMLPARSE(DOCUMENT UOWMETRICS.DETAILS)
  as "detmetric"
) AS DETMETRICS
COLUMNS
  "APPLICATION_HANDLE" INTEGER PATH 'application_handle',
  "UOW_ID" INTEGER PATH 'uow_id',
  "TOTAL_CPU_TIME" INTEGER PATH 'system_metrics/total_cpu_time',
  "APP_RQSTS_COMPLETED_TOTAL" INTEGER
  PATH 'system_metrics/app_rqsts_completed_total',
  "RQSTS_COMPLETED_TOTAL" INTEGER
  PATH 'system_metrics/rqsts_completed_total'
ORDER BY total_cpu_time DESC
```

The following is an example of output from this query.

APPLICATION_HANDLE	UOW_ID	TOTAL_CPU_TIME	...
-----	-----	-----	...
	46	5	27959 ...

1 record(s) selected.

Output for query (continued).

...	APP_RQSTS_COMPLETED_TOTAL	RQSTS_COMPLETED_TOTAL
...	-----	-----
...		72
...		48

MON_GET_USAGE_LIST_STATUS table function - Returns the status on a usage list

The MON_GET_USAGE_LIST_STATUS table function returns current status of a usage list.

Syntax

► MON_GET_USAGE_LIST_STATUS (*usagelistschema* , — *usagelistname* , *member*) ◄

The schema is SYSPROC.

Table function parameters

usagelistschema

An input argument of type VARCHAR(128) that specifies a valid schema name in the currently connected database when calling this function. If the argument is NULL or an empty string, usage lists are retrieved in all schemas in the database. If the argument is specified, usage lists are only returned for the specified schema.

usagelistname

An input argument of type VARCHAR(128) that specifies a usage list that resides in the currently connected database when calling this function. If *usagelistname* is NULL or an empty string, then the status for all usage lists from the schemas identified by the *usagelistschema* that exist are retrieved. If specified, only the status for the usage list specified from the schemas identified by the *usagelistschema* is returned.

member

An input argument of type INTEGER that specifies a valid member in the same instance as the currently connected database when calling this function. Specify -1 for the current database member, or -2 for all active database members. If the NULL value is specified, -1 is set implicitly.

Authorization

One of the following authorities is required to execute the routine:

- EXECUTE privilege on the routine
- DATAACCESS authority
- DBADM authority
- SQLADM authority

Default PUBLIC privilege

None

Usage notes

The MON_GET_USAGE_LIST_STATUS function does not report information about usage lists that are in the released state. A usage list is considered to be in the released state if it is defined and has not been activated (explicitly or automatically) or has been released using the SET USAGE LIST STATE statement.

If a usage list is activated (explicitly or automatically) then the state of the usage list is set to activation pending and the memory allocation for the usage list is deferred until the table or index for which the usage list is defined is first referenced by a section. At which point the state of the usage list is set to active. If the memory for the usage list cannot be allocated, then the state of the usage list is set to failed and it must be explicitly activated using the SET USAGE LIST STATE statement.

Information returned

Column Name	Data Type	Description
USAGELISTSHEMA	VARCHAR(128)	usage_list_schema - Usage list schema

Table 171. Information returned for MON_GET_USAGE_LIST_STATUS (continued)

Column Name	Data Type	Description
USAGELISTNAME	VARCHAR(128)	usage_list_name - Usage list name
OBJECTSCHEMA	VARCHAR(128)	object_schema - Object schema
OBJECTNAME	VARCHAR(128)	object_name - Object name
OBJECTTYPE	CHAR(1)	Type of object. One of: <ul style="list-style-type: none"> • I - For Index • T - For Table
MEMBER	SMALLINT	member - Database member
DATA_PARTITION_ID	INTEGER	data_partition_id - Data partition identifier
STATE	CHAR(1)	usage_list_state - Usage list state
LAST_STATE_CHANGE	TIMESTAMP	usage_list_last_state_change - Last state change
LIST_SIZE	INTEGER	usage_list_size - Usage list size
USED_ENTRIES	INTEGER	usage_list_used_entries - Usage list used entries
LIST_MEM_SIZE	INTEGER	usage_list_mem_size - Usage list memory size
WRAPPED	CHAR(1)	usage_list_wrapped - Usage list wrap indicator

MON_GET_UTILITY table function - Get utilities running on the database

The MON_GET_UTILITY table function returns information about utilities currently running on the database.

Authorization

One of the following authorizations is required:

- EXECUTE privilege on the routine
- DATAACCESS authority
- DBADM authority
- SQLADM authority

Default PUBLIC privilege

None

Syntax

►► MON_GET_UTILITY (— *member* —) ►►

The schema is SYSPROC.

Routine parameters

member

An input parameter of type INTEGER that specifies a valid database member from which the records should be fetched. Specify -1 or null for the current member, or -2 for information from all active database members. An active database member is a database that is available for connection and use by applications.

Information returned

Table 172. Information returned by the MON_GET_UTILITY routine

Column name	Data type	Description
MEMBER	SMALLINT	member - Database member monitor element
COORD_MEMBER	SMALLINT	coord_member - Coordinator member monitor element
APPLICATION_HANDLE	BIGINT	application_handle - Application handle monitor element
APPLICATION_ID	VARCHAR(128)	appl_id - Application ID monitor element
APPLICATION_NAME	VARCHAR(128)	appl_name - Application name monitor element
SESSION_AUTH_ID	VARCHAR(128)	session_auth_id - Session authorization ID monitor element
CLIENT_WRKSTNNAME	VARCHAR(255)	client_wrkstnname - Client workstation name monitor element
CLIENT_ACCTNG	VARCHAR(255)	client_acctng - Client accounting string monitor element
CLIENT_USERID	VARCHAR(255)	client_userid - Client user ID monitor element
CLIENT_APPLNAME	VARCHAR(255)	client_applname - Client application name monitor element
UTILITY_INVOCATION_ID	VARCHAR(32) FOR BIT DATA	utility_invocation_id - Utility invocation ID monitor element
UTILITY_ID	INTEGER	utility_id - Utility ID Unique to a database partition.
UTILITY_START_TIME	TIMESTAMP	utility_start_time - Utility start time
UTILITY_TYPE	VARCHAR(16)	utility_type - Utility type
UTILITY_OPERATION_TYPE	CHAR(1)	utility_operation_type - Utility operation type monitor element
UTILITY_INVOKER_TYPE	VARCHAR(4)	utility_invoker_type - Utility invoker type
UTILITY_PRIORITY	INTEGER	utility_priority - Utility priority Priority if utility supports throttling, otherwise null.
OBJECT_TYPE	VARCHAR(16)	Type of object. One of: <ul style="list-style-type: none"> • DATABASE • INDEX • PARTITIONGROUP • TABLE • TABLESPACE • VIEW
OBJECT_SCHEMA	VARCHAR(128)	object_schema - Object schema monitor element
OBJECT_NAME	VARCHAR(128)	object_name - Object name monitor element
NUM_TBSPS	INTEGER	num_tbspes - Number of table spaces monitor element
TBSP_NAMES	CLOB(5M)	tbsp_names - Table space names monitor element

Table 172. Information returned by the MON_GET_UTILITY routine (continued)

Column name	Data type	Description
UTILITY_DETAIL	CLOB(2M)	utility_detail - Utility detail monitor element

Example

List all LOAD commands currently running on the database server and provide information about the applications and the users running the command.

```
SELECT COORD_MEMBER, APPLICATION_HANDLE AS APPHDL,
       SUBSTR(APPLICATION_NAME, 1, 10) AS APPNAME,
       SUBSTR(SESSION_AUTH_ID, 1, 10) AS USER,
       SUBSTR(UTILITY_DETAIL, 1, 150) AS CMD
FROM TABLE(MON_GET_UTILITY(-2)) AS T
```

The following result is output:

```
COORD_MEMBER APPHDL          APPNAME  USER  ...
-----
           0          736 db2bp   USER2  ...
           0          724 db2bp   USER1  ...

... CMD
... -----
... [LOADID: 63.2013-02-01-09.48.42.976823.0 (2;21)] [*LOCAL.user2.130201144359] ...
... [LOADID: 20.2013-02-01-09.43.49.510806.0 (2;20)] [*LOCAL.user1.130201144240] ...

... CMD (continued)
... -----
... OFFLINE LOAD DEL AUTOMATIC INDEXING INSERT COPY NO SCHEMA2.T2
... OFFLINE LOAD DEL AUTOMATIC INDEXING INSERT COPY NO SCHEMA1.T1
```

MON_GET_WLM_ADMISSION_QUEUE table function - Return a list of queued activities

The MON_GET_WLM_ADMISSION_QUEUE function returns a list of all activities in the admission queue and their position in the queue.

MON_GET_WLM_ADMISSION_QUEUE returns all requests in the workload manager (WLM) admission queue, and their position in each subclass queue.

Note: This function is available in Db2Version 11.5 Mod Pack 4 and later.

Authorization

One of the following authorities is required to execute the routine:

- EXECUTE privilege on the routine
- DATAACCESS authority
- DBADM authority
- SQLADM authority

Default PUBLIC privilege

None

Syntax

➤ MON_GET_WLM_ADMISSION_QUEUE — (—) ➤

The schema is SYSPROC.

Routine parameters

None

Information returned

<i>Table 173. Information returned for MON_GET_WLM_ADMISSION_QUEUE</i>		
Column name	Data type	Description
SERVICE_SUPERCLASS_NAME	VARCHAR(128)	service_superclass_name - Service superclass name monitor element
SERVICE_SUBCLASS_NAME	VARCHAR(128)	service_subclass_name - Service subclass name monitor element
ADM_QUEUE_POSITION	BIGINT	adm_queue_position - Admission queue position monitor element
MEMBER	SMALLINT	
ADM_QUEUE_ENTRY_TIME	TIMESTAMP	adm_queue_entry_time - Admission queue entry time monitor element
APPLICATION_HANDLE	BIGINT	application_handle - Application handle monitor element
UOW_ID	BIGINT	uow_id - Unit of work ID monitor element
ACTIVITY_ID	BIGINT	activity_id - Activity ID monitor element
SESSION_PRIORITY	VARCHAR(10)	session_priority - Session priority monitor element
ADM_RESOURCE_ACTUALS	CHAR(1)	adm_resource_actuals - admission control resource actuals monitor element
ESTIMATED_RUNTIME	BIGINT	estimated_runtime - Estimated execution time for a DML statement monitor element
EFFECTIVE_QUERY_DEGREE	BIGINT	effective_query_degree - Effective query degree monitor element
ESTIMATED_SORT_SHRHEAP_TOP	BIGINT	estimated_sort_shrheap_top - Estimated shared sort heap consumption monitor element
ESTIMATED_UTIL_HEAP_AP_TOP	BIGINT	estimated_util_heap_top - estimated peak utility heap monitor element

Usage notes

The workload manager admission queue is constantly being reordered based on current resource usage and demand as queries are executed and admitted. As such the data returned is a point in time snapshot of the current state of the admission queue does not necessarily reflect the future execution order. Use this monitor interface to understand which request is currently at the head of the queue since the head request may block additional work from entering as it is waiting for its required resources.

Note: If the adaptive workload manager is disabled, no data is returned.

MON_GET_WORKLOAD table function - Get workload metrics

The MON_GET_WORKLOAD table function returns metrics for one or more workloads.

Authorization

One of the following authorities is required to execute the routine:

- EXECUTE privilege on the routine
- DATAACCESS authority
- DBADM authority

- SQLADM authority

Default PUBLIC privilege

None

Syntax

►► MON_GET_WORKLOAD (— workload_name — , — member —) ►►

The schema is SYSPROC.

Routine parameters

workload_name

An input argument of type VARCHAR(128) that specifies a specific workload for which the metrics are to be returned. If the argument is NULL or an empty string, metrics are returned for all workloads.

member

An input argument of type INTEGER that specifies a valid member in the same instance as the currently connected database when calling this function. Specify -1 for the current database member, or -2 for all active database members. If the NULL value is specified, -1 is set implicitly.

Information returned

<i>Table 174. Information returned for MON_GET_WORKLOAD</i>		
Column Name	Data Type	Description or corresponding monitor element
WORKLOAD_NAME	VARCHAR(128)	workload_name - Workload name
WORKLOAD_ID	INTEGER	workload_id - Workload ID
MEMBER	SMALLINT	member - Database member
ACT_ABORTED_TOTAL	BIGINT	act_aborted_total - Total aborted activities
ACT_COMPLETED_TOTAL	BIGINT	act_completed_total - Total completed activities
ACT_REJECTED_TOTAL	BIGINT	act_rejected_total - Total rejected activities
AGENT_WAIT_TIME	BIGINT	agent_wait_time - Agent wait time
AGENT_WAITS_TOTAL	BIGINT	agent_waits_total - Total agent waits
POOL_DATA_L_READS	BIGINT	pool_data_l_reads - Buffer pool data logical reads
POOL_INDEX_L_READS	BIGINT	pool_index_l_reads - Buffer pool index logical reads
POOL_TEMP_DATA_L_READS	BIGINT	pool_temp_data_l_reads - Buffer pool temporary data logical reads
POOL_TEMP_INDEX_L_READS	BIGINT	pool_temp_index_l_reads - Buffer pool temporary index logical reads
POOL_TEMP_XDA_L_READS	BIGINT	pool_temp_xda_l_reads - Buffer pool temporary XDA data logical reads
POOL_XDA_L_READS	BIGINT	pool_xda_l_reads - Buffer pool XDA data logical reads
POOL_DATA_P_READS	BIGINT	pool_data_p_reads - Buffer pool data physical reads

Table 174. Information returned for MON_GET_WORKLOAD (continued)

Column Name	Data Type	Description or corresponding monitor element
POOL_INDEX_P_READS	BIGINT	pool_index_p_reads - Buffer pool index physical reads
POOL_TEMP_DATA_P_READS	BIGINT	pool_temp_data_p_reads - Buffer pool temporary data physical reads
POOL_TEMP_INDEX_P_READS	BIGINT	pool_temp_index_p_reads - Buffer pool temporary index physical reads
POOL_TEMP_XDA_P_READS	BIGINT	pool_temp_xda_p_reads - Buffer pool temporary XDA data physical reads
POOL_XDA_P_READS	BIGINT	pool_xda_p_reads - Buffer pool XDA data physical reads
POOL_DATA_WRITES	BIGINT	pool_data_writes - Buffer pool data writes
POOL_INDEX_WRITES	BIGINT	pool_index_writes - Buffer pool index writes
POOL_XDA_WRITES	BIGINT	pool_xda_writes - Buffer pool XDA data writes
POOL_READ_TIME	BIGINT	pool_read_time - Total buffer pool physical read time
POOL_WRITE_TIME	BIGINT	pool_write_time - Total buffer pool physical write time
CLIENT_IDLE_WAIT_TIME	BIGINT	client_idle_wait_time - Client idle wait time
DEADLOCKS	BIGINT	deadlocks - Deadlocks detected
DIRECT_READS	BIGINT	direct_reads - Direct reads from database
DIRECT_READ_TIME	BIGINT	direct_read_time - Direct read time
DIRECT_WRITES	BIGINT	direct_writes - Direct writes to database
DIRECT_WRITE_TIME	BIGINT	direct_write_time - Direct write time
DIRECT_READ_REQS	BIGINT	direct_read_reqs - Direct read requests
DIRECT_WRITE_REQS	BIGINT	direct_write_reqs - Direct write requests
FCM_RECV_VOLUME	BIGINT	fcm_recv_volume - FCM recv volume
FCM_RECVS_TOTAL	BIGINT	fcm_recvs_total - FCM recvs total
FCM_SEND_VOLUME	BIGINT	fcm_send_volume - FCM send volume
FCM_SENDS_TOTAL	BIGINT	fcm_sends_total - FCM sends total
FCM_RECV_WAIT_TIME	BIGINT	fcm_recv_wait_time - FCM recv wait time
FCM_SEND_WAIT_TIME	BIGINT	fcm_send_wait_time - FCM send wait time
IPC_RECV_VOLUME	BIGINT	ipc_recv_volume - Interprocess communication recv volume
IPC_RECV_WAIT_TIME	BIGINT	ipc_recv_wait_time - Interprocess communication recv wait time
IPC_RECVS_TOTAL	BIGINT	ipc_recvs_total - Interprocess communication recvs total

Table 174. Information returned for MON_GET_WORKLOAD (continued)

Column Name	Data Type	Description or corresponding monitor element
IPC_SEND_VOLUME	BIGINT	ipc_send_volume - Interprocess communication send volume
IPC_SEND_WAIT_TIME	BIGINT	ipc_send_wait_time - Interprocess communication send wait time
IPC_SENDS_TOTAL	BIGINT	ipc_sends_total - Interprocess communication send total
LOCK_ESCALS	BIGINT	lock_escals - Number of lock escalations
LOCK_TIMEOUTS	BIGINT	lock_timeouts - Number of lock timeouts
LOCK_WAIT_TIME	BIGINT	lock_wait_time - Time waited on locks
LOCK_WAITS	BIGINT	lock_waits - Lock waits
LOG_BUFFER_WAIT_TIME	BIGINT	log_buffer_wait_time - Log buffer wait time
NUM_LOG_BUFFER_FULL	BIGINT	num_log_buffer_full - Number of full log buffers
LOG_DISK_WAIT_TIME	BIGINT	log_disk_wait_time - Log disk wait time
LOG_DISK_WAITS_TOTAL	BIGINT	log_disk_waits_total - Log disk waits total
RQSTS_COMPLETED_TOTAL	BIGINT	rqsts_completed_total - Total requests completed
ROWS_MODIFIED	BIGINT	rows_modified - Rows modified
ROWS_READ	BIGINT	rows_read - Rows read
ROWS_RETURNED	BIGINT	rows_returned - Rows returned
TCPIP_RECV_VOLUME	BIGINT	tcPIP_recv_volume - TCP/IP received volume
TCPIP_SEND_VOLUME	BIGINT	tcPIP_send_volume - TCP/IP send volume
TCPIP_RECV_WAIT_TIME	BIGINT	tcPIP_recv_wait_time - TCP/IP recv wait time
TCPIP_RECVS_TOTAL	BIGINT	tcPIP_recvs_total - TCP/IP recvs total
TCPIP_SEND_WAIT_TIME	BIGINT	tcPIP_send_wait_time - TCP/IP send wait time
TCPIP_SENDS_TOTAL	BIGINT	tcPIP_sends_total - TCP/IP sends total
TOTAL_APP_RQST_TIME	BIGINT	total_app_rqst_time - Total application request time
TOTAL_RQST_TIME	BIGINT	total_rqst_time - Total request time
WLM_QUEUE_TIME_TOTAL	BIGINT	wlm_queue_time_total - Workload manager total queue time
WLM_QUEUE_ASSIGNMENTS_TOTAL	BIGINT	wlm_queue_assignments_total - Workload manager total queue assignments
TOTAL_CPU_TIME	BIGINT	total_cpu_time - Total CPU time
TOTAL_WAIT_TIME	BIGINT	total_wait_time - Total wait time
APP_RQSTS_COMPLETED_TOTAL	BIGINT	app_rqsts_completed_total - Total application requests completed
TOTAL_SECTION_SORT_TIME	BIGINT	total_section_sort_time - Total section sort time

Table 174. Information returned for MON_GET_WORKLOAD (continued)

Column Name	Data Type	Description or corresponding monitor element
TOTAL_SECTION_SORT_PROC_TIME	BIGINT	total_section_sort_proc_time - Total section sort processing time
TOTAL_SECTION_SORTS	BIGINT	total_section_sorts - Total section sorts
TOTAL_SORTS	BIGINT	total_sorts - Total Sorts
POST_THRESHOLD_SORTS	BIGINT	post_threshold_sorts - Post threshold sorts
POST_SHRTHRESHOLD_SORTS	BIGINT	post_shrthreshold_sorts - Post shared threshold sorts
SORT_OVERFLOWS	BIGINT	sort_overflows - Sort overflows
TOTAL_COMPILE_TIME	BIGINT	total_compile_time - Total compile time
TOTAL_COMPILE_PROC_TIME	BIGINT	total_compile_proc_time - Total compile processing time
TOTAL_COMPILATIONS	BIGINT	total_compilations - Total compilations
TOTAL_IMPLICIT_COMPILE_TIME	BIGINT	total_implicit_compile_time - Total implicit compile time
TOTAL_IMPLICIT_COMPILE_PROC_TIME	BIGINT	total_implicit_compile_proc_time - Total implicit compile processing time
TOTAL_IMPLICIT_COMPILATIONS	BIGINT	total_implicit_compilations - Total implicit complications
TOTAL_SECTION_TIME	BIGINT	total_section_time - Total section time
TOTAL_SECTION_PROC_TIME	BIGINT	total_section_proc_time - Total section processing time
TOTAL_APP_SECTION_EXECUTIONS	BIGINT	total_app_section_executions - Total section executions
TOTAL_ACT_TIME	BIGINT	total_act_time - Total activity time monitor element
TOTAL_ACT_WAIT_TIME	BIGINT	total_act_wait_time - Total activity wait time monitor element
ACT_RQSTS_TOTAL	BIGINT	act_rqsts_total - Total activity requests
TOTAL_ROUTINE_TIME	BIGINT	total_routine_time - Total routine time
TOTAL_ROUTINE_INVOCATIONS	BIGINT	total_routine_invocations - Total routine invocations
TOTAL_COMMIT_TIME	BIGINT	total_commit_time - Total commit time
TOTAL_COMMIT_PROC_TIME	BIGINT	total_commit_proc_time - Total commits processing time
TOTAL_APP_COMMITS	BIGINT	total_app_commits - Total application commits
INT_COMMITS	BIGINT	int_commits - Internal commits
TOTAL_ROLLBACK_TIME	BIGINT	total_rollback_time - Total rollback time
TOTAL_ROLLBACK_PROC_TIME	BIGINT	total_rollback_proc_time - Total rollback processing time

Table 174. Information returned for MON_GET_WORKLOAD (continued)

Column Name	Data Type	Description or corresponding monitor element
TOTAL_APP_ROLLBACKS	BIGINT	total_app_rollback - Total application rollbacks
INT_ROLLBACKS	BIGINT	int_rollback - Internal rollbacks
TOTAL_RUNSTATS_TIME	BIGINT	total_runstats_time - Total runtime statistics
TOTAL_RUNSTATS_PROC_TIME	BIGINT	total_runstats_proc_time - Total runtime statistics processing time
TOTAL_RUNSTATS	BIGINT	total_runstats - Total runtime statistics
TOTAL_REORG_TIME	BIGINT	total_reorg_time - Total reorganization time
TOTAL_REORG_PROC_TIME	BIGINT	total_reorg_proc_time - Total reorganization processing time
TOTAL_REORGS	BIGINT	total_reorgs - Total reorganizations
TOTAL_LOAD_TIME	BIGINT	total_load_time - Total load time
TOTAL_LOAD_PROC_TIME	BIGINT	total_load_proc_time - Total load processing time
TOTAL_LOADS	BIGINT	total_loads - Total loads
CAT_CACHE_INSERTS	BIGINT	cat_cache_inserts - Catalog cache inserts
CAT_CACHE_LOOKUPS	BIGINT	cat_cache_lookups - Catalog cache lookups
PKG_CACHE_INSERTS	BIGINT	pkg_cache_inserts - Package cache inserts
PKG_CACHE_LOOKUPS	BIGINT	pkg_cache_lookups - Package cache lookups
THRESH_VIOLATIONS	BIGINT	hresh_violations - Number of threshold violations
NUM_LW_THRESH_EXCEEDED	BIGINT	num_lw_thresh_exceeded - Number of thresholds exceeded
LOCK_WAITS_GLOBAL	BIGINT	lock_waits_global - Lock waits global
LOCK_WAIT_TIME_GLOBAL	BIGINT	lock_wait_time_global - Lock wait time global
LOCK_TIMEOUTS_GLOBAL	BIGINT	lock_timeouts_global - Lock timeouts global
LOCK_ESCALS_MAXLOCKS	BIGINT	lock_escal_maxlocks - Number of maxlocks lock escalations
LOCK_ESCALS_LOCKLIST	BIGINT	lock_escal_locklist - Number of locklist lock escalations
LOCK_ESCALS_GLOBAL	BIGINT	lock_escal_global - Number of global lock escalations
RECLAIM_WAIT_TIME	BIGINT	reclaim_wait_time - Reclaim wait time
SPACEMAPPAGE_RECLAIM_WAIT_TIME	BIGINT	spacemappage_reclaim_wait_time - Space map page reclaim wait time
CF_WAITS	BIGINT	cf_waits - Number of cluster caching facility waits
CF_WAIT_TIME	BIGINT	cf_wait_time - cluster caching facility wait time
POOL_DATA_GBP_L_READS	BIGINT	pool_data_gbp_l_reads - Group buffer pool data logical reads

Table 174. Information returned for MON_GET_WORKLOAD (continued)

Column Name	Data Type	Description or corresponding monitor element
POOL_DATA_GBP_P_READS	BIGINT	pool_data_gbp_p_reads - Group buffer pool data physical reads
POOL_DATA_LBP_PAGES_FOUND	BIGINT	pool_data_lbp_pages_found - Local buffer pool found data pages
POOL_DATA_GBP_INVALID_PAGES	BIGINT	pool_data_gbp_invalid_pages - Group buffer pool invalid data pages
POOL_INDEX_GBP_L_READS	BIGINT	pool_index_gbp_l_reads - Group buffer pool index logical reads
POOL_INDEX_GBP_P_READS	BIGINT	pool_index_gbp_p_reads - Group buffer pool index physical reads
POOL_INDEX_LBP_PAGES_FOUND	BIGINT	pool_index_lbp_pages_found - Local buffer pool index pages found
POOL_INDEX_GBP_INVALID_PAGES	BIGINT	pool_index_gbp_invalid_pages - Group buffer pool invalid index pages
POOL_XDA_GBP_L_READS	BIGINT	pool_xda_gbp_l_reads - Group buffer pool XDA data logical read requests
POOL_XDA_GBP_P_READS	BIGINT	pool_xda_gbp_p_reads - Group buffer pool XDA data physical read requests
POOL_XDA_LBP_PAGES_FOUND	BIGINT	pool_xda_lbp_pages_found - Local buffer pool XDA data pages found
POOL_XDA_GBP_INVALID_PAGES	BIGINT	pool_xda_gbp_invalid_pages - Group buffer pool invalid XDA data pages
AUDIT_EVENTS_TOTAL	BIGINT	audit_events_total - Total audit events
AUDIT_FILE_WRITES_TOTAL	BIGINT	audit_file_writes_total - Total Audit files written
AUDIT_FILE_WRITE_WAIT_TIME	BIGINT	audit_file_write_wait_time - Audit file write wait time
AUDIT_SUBSYSTEM_WAITS_TOTAL	BIGINT	audit_subsystem_waits_total - Total audit subsystem waits
AUDIT_SUBSYSTEM_WAIT_TIME	BIGINT	audit_subsystem_wait_time - Audit subsystem wait time
DIAGLOG_WRITES_TOTAL	BIGINT	diaglog_writes_total - Diag log total writes
DIAGLOG_WRITE_WAIT_TIME	BIGINT	diaglog_write_wait_time - Diag log write time
FCM_MESSAGE_RECVS_TOTAL	BIGINT	fcm_message_recvs_total - FCM message recvs total
FCM_MESSAGE_RECV_VOLUME	BIGINT	fcm_message_recv_volume - FCM message recv volume
FCM_MESSAGE_RECV_WAIT_TIME	BIGINT	fcm_message_recv_wait_time - FCM message recv wait time
FCM_MESSAGE_SENDS_TOTAL	BIGINT	fcm_message_sends_total - FCM message sends total

Table 174. Information returned for MON_GET_WORKLOAD (continued)

Column Name	Data Type	Description or corresponding monitor element
FCM_MESSAGE_SEND_VOLUME	BIGINT	fcm_message_send_volume - FCM message send volume
FCM_MESSAGE_SEND_WAIT_TIME	BIGINT	fcm_message_send_wait_time - FCM message send wait time
FCM_TQ_RECVS_TOTAL	BIGINT	fcm_tq_recvs_total - FCM tablequeue recvs total
FCM_TQ_RECV_VOLUME	BIGINT	fcm_tq_recv_volume - FCM tablequeue recv volume
FCM_TQ_RECV_WAIT_TIME	BIGINT	fcm_tq_recv_wait_time - FCM tablequeue recv wait time
FCM_TQ_SENDS_TOTAL	BIGINT	fcm_tq_sends_total - FCM tablequeue send total
FCM_TQ_SEND_VOLUME	BIGINT	fcm_tq_send_volume - FCM tablequeue send volume
FCM_TQ_SEND_WAIT_TIME	BIGINT	fcm_tq_send_wait_time - FCM tablequeue send wait time
TOTAL_ROUTINE_USER_CODE_PROC_TIME	BIGINT	total_routine_user_code_proc_time - Total routine user code processing time
TOTAL_ROUTINE_USER_CODE_TIME	BIGINT	total_routine_user_code_time - Total routine user code time
TQ_TOT_SEND_SPILLS	BIGINT	tq_tot_send_spills - Total number of table queue buffers overflowed
EVMON_WAIT_TIME	BIGINT	evmon_wait_time - Event monitor wait time
EVMON_WAITS_TOTAL	BIGINT	evmon_waits_total - Event monitor total waits
TOTAL_EXTENDED_LATCH_WAIT_TIME	BIGINT	total_extended_latch_wait_time - Total extended latch wait time
TOTAL_EXTENDED_LATCH_WAITS	BIGINT	total_extended_latch_waits - Total extended latch waits
TOTAL_STATS_FABRICATION_TIME	BIGINT	total_stats_fabrication_time - Total statistics fabrication time
TOTAL_STATS_FABRICATION_PROC_TIME	BIGINT	total_stats_fabrication_proc_time - Total statistics fabrication processing time
TOTAL_STATS_FABRICATIONS	BIGINT	total_stats_fabrications - Total statistics fabrications
TOTAL_SYNC_RUNSTATS_TIME	BIGINT	total_sync_runstats_time - Total synchronous RUNSTATS time
TOTAL_SYNC_RUNSTATS_PROC_TIME	BIGINT	total_sync_runstats_proc_time - Total synchronous RUNSTATS processing time
TOTAL_SYNC_RUNSTATS	BIGINT	total_sync_runstats - Total synchronous RUNSTATS activities
TOTAL_DISP_RUN_QUEUE_TIME	BIGINT	total_disp_run_queue_time - Total dispatcher run queue time
TOTAL_PEDS	BIGINT	total_peds - Total partial early distincts

Table 174. Information returned for MON_GET_WORKLOAD (continued)

Column Name	Data Type	Description or corresponding monitor element
DISABLED_PEDS	BIGINT	disabled_peds - Disabled partial early distincts
POST_THRESHOLD_PEDS	BIGINT	post_threshold_peds - Partial early distincts threshold
TOTAL_PEAS	BIGINT	total_peas - Total partial early aggregations
POST_THRESHOLD_PEAS	BIGINT	post_threshold_peas - Partial early aggregation threshold
TQ_SORT_HEAP_REQUESTS	BIGINT	tq_sort_heap_requests - Table queue sort heap requests
TQ_SORT_HEAP_REJECTIONS	BIGINT	tq_sort_heap_rejections - Table queue sort heap rejections
POOL_QUEUED_ASYNC_DATA_REQS	BIGINT	pool_queued_async_data_reqs - Data prefetch requests monitor element
POOL_QUEUED_ASYNC_INDEX_REQS	BIGINT	pool_queued_async_index_reqs - Index prefetch requests monitor element
POOL_QUEUED_ASYNC_XDA_REQS	BIGINT	pool_queued_async_xda_reqs - XDA prefetch requests monitor element
POOL_QUEUED_ASYNC_TEMP_DATA_REQS	BIGINT	pool_queued_async_temp_data_reqs - Data prefetch requests for temporary table spaces monitor element
POOL_QUEUED_ASYNC_TEMP_INDEX_REQS	BIGINT	pool_queued_async_temp_index_reqs - Index prefetch requests for temporary table spaces monitor element
POOL_QUEUED_ASYNC_TEMP_XDA_REQS	BIGINT	pool_queued_async_temp_xda_reqs - XDA data prefetch requests for temporary table spaces monitor element
POOL_QUEUED_ASYNC_OTHER_REQS	BIGINT	pool_queued_async_other_reqs - Non-prefetch requests monitor element
POOL_QUEUED_ASYNC_DATA_PAGES	BIGINT	pool_queued_async_data_pages - Data pages prefetch requests monitor element
POOL_QUEUED_ASYNC_INDEX_PAGES	BIGINT	pool_queued_async_index_pages - Index pages prefetch requests monitor element
POOL_QUEUED_ASYNC_XDA_PAGES	BIGINT	pool_queued_async_xda_pages - XDA pages prefetch requests monitor element
POOL_QUEUED_ASYNC_TEMP_DATA_PAGES	BIGINT	pool_queued_async_temp_data_pages - Data pages prefetch requests for temporary table spaces monitor element
POOL_QUEUED_ASYNC_TEMP_INDEX_PAGES	BIGINT	pool_queued_async_temp_index_pages - Index pages prefetch requests for temporary table spaces monitor element
POOL_QUEUED_ASYNC_TEMP_XDA_PAGES	BIGINT	pool_queued_async_temp_xda_pages - XDA data pages prefetch requests for temporary table spaces monitor element

Table 174. Information returned for MON_GET_WORKLOAD (continued)

Column Name	Data Type	Description or corresponding monitor element
POOL_FAILED_ASYNC_DATA_REQS	BIGINT	pool_failed_async_data_reqs - Failed data prefetch requests monitor element
POOL_FAILED_ASYNC_INDEX_REQS	BIGINT	pool_failed_async_index_reqs - Failed index prefetch requests monitor element
POOL_FAILED_ASYNC_XDA_REQS	BIGINT	pool_failed_async_xda_reqs - Failed XDA prefetch requests monitor element
POOL_FAILED_ASYNC_TEMP_DATA_REQS	BIGINT	pool_failed_async_temp_data_reqs - Failed data prefetch requests for temporary table spaces monitor element
POOL_FAILED_ASYNC_TEMP_INDEX_REQS	BIGINT	pool_failed_async_temp_index_reqs - Failed index prefetch requests for temporary table spaces monitor element
POOL_FAILED_ASYNC_TEMP_XDA_REQS	BIGINT	pool_failed_async_temp_xda_reqs - Failed XDA prefetch requests for temporary table spaces monitor element
POOL_FAILED_ASYNC_OTHER_REQS	BIGINT	pool_failed_async_other_reqs - Failed non-prefetch requests monitor element
PREFETCH_WAIT_TIME	BIGINT	prefetch_wait_time - Time waited for prefetch
PREFETCH_WAITS	BIGINT	prefetch_waits - Prefetcher wait count monitor element
APP_ACT_COMPLETED_TOTAL	BIGINT	app_act_completed_total - Total successful external coordinator activities monitor element
APP_ACT_ABORTED_TOTAL	BIGINT	app_act_aborted_total - Total failed external coordinator activities monitor element
APP_ACT_REJECTED_TOTAL	BIGINT	app_act_rejected_total - Total rejected external coordinator activities monitor element
TOTAL_CONNECT_REQUEST_TIME	BIGINT	total_connect_request_time - Total connection or switch user request time monitor element
TOTAL_CONNECT_REQUEST_PROC_TIME	BIGINT	total_connect_request_proc_time - Total connection or switch user request processing time monitor element
TOTAL_CONNECT_REQUESTS	BIGINT	total_connect_requests - Connection or switch user requests monitor element
TOTAL_CONNECT_AUTHENTICATION_TIME	BIGINT	total_connect_authentication_time - Total connection or switch user authentication request time monitor element
TOTAL_CONNECT_AUTHENTICATION_PROC_TIME	BIGINT	total_connect_authentication_proc_time - Total connection authentication processing time monitor element
TOTAL_CONNECT_AUTHENTIFICATIONS	BIGINT	total_connect_authentications - Connections or switch user authentications performed monitor element

Table 174. Information returned for MON_GET_WORKLOAD (continued)

Column Name	Data Type	Description or corresponding monitor element
POOL_DATA_GBP_INDEP_PAGES_FOUND_IN_LBP	BIGINT	pool_data_gbp_indep_pages_found_in_lbp - Group buffer pool independent data pages found in local buffer pool monitor element
POOL_INDEX_GBP_INDEP_PAGES_FOUND_IN_LBP	BIGINT	pool_index_gbp_indep_pages_found_in_lbp - Group buffer pool independent index pages found in local buffer pool monitor element
POOL_XDA_GBP_INDEP_PAGES_FOUND_IN_LBP	BIGINT	pool_xda_gbp_indep_pages_found_in_lbp - Group buffer pool XDA independent pages found in local buffer pool monitor element
COMM_EXIT_WAIT_TIME	BIGINT	comm_exit_wait_time - Communication buffer exit wait time monitor element
COMM_EXIT_WAITS	BIGINT	comm_exit_waits - Communication buffer exit number of waits monitor element
IDA_SEND_WAIT_TIME	BIGINT	ida_send_wait_time - Time spent waiting to send data monitor element
IDA_SENDS_TOTAL	BIGINT	ida_sends_total - Number of times data sent monitor element
IDA_SEND_VOLUME	BIGINT	ida_send_volume - Total data volume sent monitor element
IDA_RECV_WAIT_TIME	BIGINT	ida_recv_wait_time - Time spent waiting to receive data monitor element
IDA_RECVS_TOTAL	BIGINT	ida_recvs_total - Number of times data received monitor element
IDA_RECV_VOLUME	BIGINT	ida_recv_volume - Total data volume received monitor element
ROWS_DELETED	BIGINT	rows_deleted - Rows deleted monitor element
ROWS_INSERTED	BIGINT	rows_inserted - Rows inserted monitor element
ROWS_UPDATED	BIGINT	rows_updated - Rows updated monitor element
TOTAL_HASH_JOINS	BIGINT	total_hash_joins - Total Hash Joins monitor element
TOTAL_HASH_LOOPS	BIGINT	total_hash_loops - Total Hash Loops monitor element
HASH_JOIN_OVERFLOW	BIGINT	hash_join_overflows - Hash Join Overflows monitor element
HASH_JOIN_SMALL_OVERFLOW	BIGINT	hash_join_small_overflows - Hash Join Small Overflows monitor element
POST_SHRTHRESHOLD_HASH_JOINS	BIGINT	post_shrthreshold_hash_joins - Post threshold hash joins monitor element
TOTAL_OLAP_FUNCS	BIGINT	total_olap_funcs - Total OLAP Functions monitor element
OLAP_FUNC_OVERFLOW	BIGINT	olap_func_overflows - OLAP Function Overflows monitor element

Table 174. Information returned for MON_GET_WORKLOAD (continued)

Column Name	Data Type	Description or corresponding monitor element
DYNAMIC_SQL_STMTS	BIGINT	dynamic_sql_stmts - Dynamic SQL Statements Attempted monitor element
STATIC_SQL_STMTS	BIGINT	static_sql_stmts - Static SQL Statements Attempted monitor element
FAILED_SQL_STMTS	BIGINT	failed_sql_stmts - Failed Statement Operations monitor element
SELECT_SQL_STMTS	BIGINT	select_sql_stmts - Select SQL Statements Executed monitor element
UID_SQL_STMTS	BIGINT	uid_sql_stmts - Update/Insert/Delete SQL Statements Executed monitor element
DDL_SQL_STMTS	BIGINT	ddl_sql_stmts - Data Definition Language (DDL) SQL Statements monitor element
MERGE_SQL_STMTS	BIGINT	merge_sql_stmts - Merge SQL statements executed
XQUERY_STMTS	BIGINT	xquery_stmts - XQuery Statements Attempted monitor element
IMPLICIT_REBINDS	BIGINT	implicit_rebinds - number of implicit rebinds
BINDS_PRECOMPILES	BIGINT	binds_precompiles - Binds/Precompiles Attempted monitor element
INT_ROWS_DELETED	BIGINT	int_rows_deleted - Internal Rows Deleted monitor element
INT_ROWS_INSERTED	BIGINT	int_rows_inserted - Internal Rows Inserted monitor element
INT_ROWS_UPDATED	BIGINT	int_rows_updated - Internal Rows Updated monitor element
CALL_SQL_STMTS	BIGINT	call_sql_stmts - CALL SQL statements executed
POOL_COL_L_READS	BIGINT	pool_col_l_reads - Buffer pool column-organized logical reads
POOL_TEMP_COL_L_READS	BIGINT	pool_temp_col_l_reads - Buffer pool column-organized temporary logical reads
POOL_COL_P_READS	BIGINT	pool_col_p_reads - Buffer pool column-organized physical reads
POOL_TEMP_COL_P_READS	BIGINT	pool_temp_col_p_reads - Buffer pool column-organized temporary physical reads
POOL_COL_LBP_PAGES_FOUND	BIGINT	pool_col_lbp_pages_found - Buffer pool column-organized LBP pages found
POOL_COL_WRITES	BIGINT	pool_col_writes - Buffer pool column-organized writes
POOL_COL_GBP_L_READS	BIGINT	pool_col_gbp_l_reads - Buffer pool column-organized GBP logical reads
POOL_COL_GBP_P_READS	BIGINT	pool_col_gbp_p_reads - Buffer pool column-organized GBP physical reads

Table 174. Information returned for MON_GET_WORKLOAD (continued)

Column Name	Data Type	Description or corresponding monitor element
POOL_COL_GBP_INVALID_PAGES	BIGINT	pool_col_gbp_invalid_pages - Buffer pool column-organized GBP invalid data pages
POOL_COL_GBP_INDEP_PAGES_FOUND_IN_LBP	BIGINT	pool_col_gbp_indep_pages_found_in_lbp - Buffer pool column-organized GBP independent pages found in local buffer pool
POOL_QUEUED_ASYNC_COL_REQS	BIGINT	pool_queued_async_col_reqs - Column-organized prefetch requests
POOL_QUEUED_ASYNC_TEMP_COL_REQS	BIGINT	pool_queued_async_temp_col_reqs - Column-organized temporary prefetch requests
POOL_QUEUED_ASYNC_COL_PAGES	BIGINT	pool_queued_async_col_pages - Column-organized page prefetch requests
POOL_QUEUED_ASYNC_TEMP_COL_PAGES	BIGINT	pool_queued_async_temp_col_pages - Column-organized page temporary prefetch requests
POOL_FAILED_ASYNC_COL_REQS	BIGINT	pool_failed_async_col_reqs - Failed column-organized prefetch requests
POOL_FAILED_ASYNC_TEMP_COL_REQS	BIGINT	pool_failed_async_temp_col_reqs - Failed column-organized temporary prefetch requests
TOTAL_COL_TIME	BIGINT	total_col_time - Total column-organized time
TOTAL_COL_PROC_TIME	BIGINT	total_col_proc_time - Total column-organized processing time
TOTAL_COL_EXECUTIONS	BIGINT	total_col_executions - Total column-organized executions
POST_THRESHOLD_HASH_JOINS	BIGINT	post_threshold_hash_joins - Hash Join Threshold monitor element
POOL_DATA_CACHING_TIER_L_READS	BIGINT	Reserved for future use.
POOL_INDEX_CACHING_TIER_L_READS	BIGINT	Reserved for future use.
POOL_XDA_CACHING_TIER_L_READS	BIGINT	Reserved for future use.
POOL_COL_CACHING_TIER_L_READS	BIGINT	Reserved for future use.
POOL_DATA_CACHING_TIER_PAGE_WRITES	BIGINT	Reserved for future use.
POOL_INDEX_CACHING_TIER_PAGE_WRITES	BIGINT	Reserved for future use.
POOL_XDA_CACHING_TIER_PAGE_WRITES	BIGINT	Reserved for future use.
POOL_COL_CACHING_TIER_PAGE_WRITES	BIGINT	Reserved for future use.
POOL_DATA_CACHING_TIER_PAGE_UPDATES	BIGINT	Reserved for future use.

Table 174. Information returned for MON_GET_WORKLOAD (continued)

Column Name	Data Type	Description or corresponding monitor element
POOL_INDEX_CACHING_TIER_PAGE_UPDATES	BIGINT	Reserved for future use.
POOL_XDA_CACHING_TIER_PAGE_UPDATES	BIGINT	Reserved for future use.
POOL_COL_CACHING_TIER_PAGE_UPDATES	BIGINT	Reserved for future use.
POOL_CACHING_TIER_PAGE_READ_TIME	BIGINT	Reserved for future use.
POOL_CACHING_TIER_PAGE_WRITE_TIME	BIGINT	Reserved for future use.
POOL_DATA_CACHING_TIER_PAGES_FOUND	BIGINT	Reserved for future use.
POOL_INDEX_CACHING_TIER_PAGES_FOUND	BIGINT	Reserved for future use.
POOL_XDA_CACHING_TIER_PAGES_FOUND	BIGINT	Reserved for future use.
POOL_COL_CACHING_TIER_PAGES_FOUND	BIGINT	Reserved for future use.
POOL_DATA_CACHING_TIER_GBP_INVALID_PAGES	BIGINT	Reserved for future use.
POOL_INDEX_CACHING_TIER_GBP_INVALID_PAGES	BIGINT	Reserved for future use.
POOL_XDA_CACHING_TIER_GBP_INVALID_PAGES	BIGINT	Reserved for future use.
POOL_COL_CACHING_TIER_GBP_INVALID_PAGES	BIGINT	Reserved for future use.
POOL_DATA_CACHING_TIER_GBP_INDEP_PAGES_FOUND	BIGINT	Reserved for future use.
POOL_INDEX_CACHING_TIER_GBP_INDEP_PAGES_FOUND	BIGINT	Reserved for future use.
POOL_XDA_CACHING_TIER_GBP_INDEP_PAGES_FOUND	BIGINT	Reserved for future use.
POOL_COL_CACHING_TIER_GBP_INDEP_PAGES_FOUND	BIGINT	Reserved for future use.
TOTAL_HASH_GRPBYS	BIGINT	total_hash_grpbys - Total hash group by operations
HASH_GRPBY_OVERFLOWS	BIGINT	hash_grpby_overflows - Hash group by overflows
POST_THRESHOLD_HASH_GRPBYS	BIGINT	post_threshold_hash_grpbys - Hash group by threshold
POST_THRESHOLD_OLAP_FUNCS	BIGINT	post_threshold_olap_funcs - OLAP function threshold monitor element
POST_THRESHOLD_COL_VECTOR_CONSUMERS	BIGINT	post_threshold_col_vector_consumers - Post threshold columnar_vector consumers

Table 174. Information returned for MON_GET_WORKLOAD (continued)

Column Name	Data Type	Description or corresponding monitor element
TOTAL_COL_VECTOR_CONSUMERS	BIGINT	total_col_vector_consumers - Total columnar_vector consumers
ACTIVE_HASH_GRPBYS	BIGINT	active_hash_grpbys - Active hash GROUP BY operations
ACTIVE_HASH_JOINS	BIGINT	active_hash_joins - Active hash joins
ACTIVE_OLAP_FUNCS	BIGINT	active_olap_funcs - Active OLAP Functions
ACTIVE_PEAS	BIGINT	active_peas - Active partial early aggregations operations
ACTIVE_PEDS	BIGINT	active_peds - Active partial early distinct operations
ACTIVE_SORT_CONSUMERS	BIGINT	active_sort_consumers - Active sort consumers
ACTIVE_SORTS	BIGINT	active_sorts - Active Sorts
ACTIVE_COL_VECTOR_CONSUMERS	BIGINT	active_col_vector_consumers - Active columnar_vector consumers
SORT_HEAP_ALLOCATED	BIGINT	sort_heap_allocated - Total Sort Heap Allocated
SORT_SHRHEAP_ALLOCATED	BIGINT	sort_shrheap_allocated - Sort Share Heap Currently Allocated
TOTAL_BACKUP_TIME	BIGINT	total_backup_time - Total elapsed time for online backups
TOTAL_BACKUP_PROC_TIME	BIGINT	total_backup_proc_time - Total non-wait time for online backups
TOTAL_BACKUPS	BIGINT	total_backups - Total backups
TOTAL_INDEX_BUILD_TIME	BIGINT	total_index_build_time - Total time spent building indexes due to index creation, recreation or rebuilding
TOTAL_INDEX_BUILD_PROC_TIME	BIGINT	total_index_build_proc_time - Total non-wait time spent building indexes due to index creation, recreation or rebuilding
TOTAL_INDEXES_BUILT	BIGINT	total_indexes_built - Total number of indexes built
FCM_TQ_RECV_WAITS_TOTAL	BIGINT	fcm_tq_recv_waits_total - Number of times spent waiting to receive the next buffer monitor element
FCM_MESSAGE_RECV_WAITS_TOTAL	BIGINT	fcm_message_recv_waits_total - Number of times spent waiting for FCM reply message monitor element
FCM_TQ_SEND_WAITS_TOTAL	BIGINT	fcm_tq_send_waits_total - Number of times spent waiting to send the next buffer monitor element
FCM_MESSAGE_SEND_WAITS_TOTAL	BIGINT	fcm_message_send_waits_total - Number of times spent blocking on an FCM message send monitor element
FCM_SEND_WAITS_TOTAL	BIGINT	fcm_send_waits_total - Number of times spent blocking on an FCM send operation monitor element

Table 174. Information returned for MON_GET_WORKLOAD (continued)

Column Name	Data Type	Description or corresponding monitor element
FCM_RECV_WAITS_TOTAL	BIGINT	fcm_recv_waits_total - Number of times spent waiting to receive data through FCM monitor element
EXT_TABLE_RECV_WAIT_TIME	BIGINT	ext_table_recv_wait_time - Total agent wait time for external table readers monitor element
EXT_TABLE_RECVS_TOTAL	BIGINT	ext_table_recvs_total - Total row batches received from external table readers monitor element
EXT_TABLE_RECV_VOLUME	BIGINT	ext_table_recv_volume - Total data received from external table readers monitor element
EXT_TABLE_READ_VOLUME	BIGINT	ext_table_read_volume - Total data read by external table readers monitor element
EXT_TABLE_SEND_WAIT_TIME	BIGINT	ext_table_send_wait_time - Total agent wait time for external table writers monitor element
EXT_TABLE_SENDS_TOTAL	BIGINT	ext_table_sends_total - Total row batches sent to external table writers monitor element
EXT_TABLE_SEND_VOLUME	BIGINT	ext_table_send_volume - Total data sent to external table writers monitor element
EXT_TABLE_WRITE_VOLUME	BIGINT	ext_table_write_volume - Total data written by external table writers monitor element
COL_VECTOR_CONSUMER_OVERFLOW S	BIGINT	col_vector_consumer_overflows - Columnar vector consumer overflows monitor element.
TOTAL_COL_SYNOPSIS_TIME	BIGINT	total_col_synopsis_time - Total column-organized synopsis table time monitor element
TOTAL_COL_SYNOPSIS_PROC_TIME	BIGINT	total_col_synopsis_proc_time - Total column-organized synopsis table processing time monitor element
TOTAL_COL_SYNOPSIS_EXECUTIONS	BIGINT	total_col_synopsis_executions - Total column-organized synopsis table executions monitor element
COL_SYNOPSIS_ROWS_INSERTED	BIGINT	col_synopsis_rows_inserted - Column-organized synopsis table rows inserted monitor element
LOB_PREFETCH_WAIT_TIME	BIGINT	lob_prefetch_wait_time - LOB prefetch wait time monitor element
LOB_PREFETCH_REQS	BIGINT	lob_prefetch_reqs - LOB prefetcher request count monitor element
FED_ROWS_DELETED	BIGINT	fed_rows_deleted - Rows deleted by a federation system monitor element
FED_ROWS_INSERTED	BIGINT	fed_rows_inserted - Rows inserted by a federation system monitor element
FED_ROWS_UPDATED	BIGINT	fed_rows_updated - Rows updated by a federation system monitor element
FED_ROWS_READ	BIGINT	fed_rows_read - Rows read by a federation system monitor element

Table 174. Information returned for MON_GET_WORKLOAD (continued)

Column Name	Data Type	Description or corresponding monitor element
FED_WAIT_TIME	BIGINT	fed_wait_time - Time spent by a federation server monitor element
FED_WAITS_TOTAL	BIGINT	fed_waits_total - Total number of execution times for a federation server monitor element
APPL_SECTION_INSERTS	BIGINT	appl_section_inserts - Insert count for SQL workspace monitor element
APPL_SECTION_LOOKUPS	BIGINT	appl_section lookups - SQL workspace access count monitor element
ADM_OVERFLOW	BIGINT	adm_overflows - Number of times an activity fit as an overflow monitor element
ADM_BYPASS_ACT_TOTAL	BIGINT	adm_bypass_act_total - Number of times admission control was bypassed monitor element
EFF_PARALLELISM	BIGINT	eff_parallelism - The effective parallelism monitor element eff_parallelism - The effective parallelism monitor element
ACTUAL_PARALLELISM	BIGINT	actual_parallelism - The actual parallelism monitor element actual_parallelism - The actual parallelism monitor element
AGENT_LOAD_TRGT_UTILIZATION	DOUBLE	agent_load_trgt_utilization - The agent load utilization monitor element agent_load_trgt_utilization - The agent load utilization monitor element
SORT_SHRHEAP_UTILIZATION	DOUBLE	sort_shrheap_utilization - The sort shared heap utilization monitor element sort_shrheap_utilization - The sort shared heap utilization monitor element
LOW_PRIORITY_ACT_TOTAL	BIGINT	low_priority_act_total – Total number of low priority activities monitor element
MEDIUM_PRIORITY_ACT_TOTAL	BIGINT	medium_priority_act_total – Total number of medium priority activities monitor element
HIGH_PRIORITY_ACT_TOTAL	BIGINT	high_priority_act_total – Total number of high priority activities monitor element
CRITICAL_PRIORITY_ACT_TOTAL	BIGINT	critical_priority_act_total – Total number of critical priority activities monitor element

Usage notes

The metrics returned by the MON_GET_WORKLOAD table function represent the accumulation of all metrics for requests that were submitted by connections mapped to the identified workload object. Metrics are rolled up to a workload on unit of work boundaries, and periodically during the execution of requests. Therefore, the values reported by this table function reflect the current state of the system at the time of the most recent rollup. Metrics are strictly increasing in value. To determine the value of a given metric for an interval of time, use the MON_GET_WORKLOAD table function to query the metric at the start and end of the interval, and compute the difference.

Request metrics are controlled through the COLLECT REQUEST METRICS clause on service superclasses and the *mon_req_metrics* database configuration parameter at the database level. Metrics are only collected for a request if the request is processed by an agent in a service subclass whose parent service

superclass has request metrics enabled, or if request metrics collection is enabled for the entire database. By default, request metrics are enabled at the database level. If request metrics have been disabled at the database level, and for a service superclass, then the metrics reported for each workload that is mapped to that service superclass stop increasing (or remain at 0 if request metrics were disabled at database activation time).

The MON_GET_WORKLOAD table function returns one row of data per workload and per member. No aggregation across workloads (on a member), or across members (for a service class or more), is performed. However, aggregation can be achieved through SQL queries (see the example).

Note that the metrics from background EDUs such as prefetchers and page cleaners are not rolled up to workloads.

Example

Display lock information for each workload, aggregated across member, ordered by highest lock wait time.

```
SELECT varchar(workload_name,30) as workload_name,
       sum(lock_wait_time) as total_lock_wait_time,
       sum(lock_waits) as total_lock_waits,
       sum(lock_timeouts) as total_lock_timeouts,
       sum(lock_escals) as total_lock_escals
FROM TABLE(MON_GET_WORKLOAD('',-2)) AS t
GROUP BY workload_name
ORDER BY total_lock_wait_time DESC
```

The following is an example of output from this query.

WORKLOAD_NAME	TOTAL_LOCK_WAIT_TIME	TOTAL_LOCK_WAITS	...
SYSDEFAULTADMWORKLOAD	0	0	...
SYSDEFAULTUSERWORKLOAD	0	0	...

2 record(s) selected.

Output for query (continued).

...	TOTAL_LOCK_TIMEOUTS	TOTAL_LOCK_ESCALS
...	0	0
...	0	0

MON_GET_WORKLOAD_DETAILS table function - Get workload metrics as an XML document

The MON_GET_WORKLOAD_DETAILS table function returns metrics for one or more workloads.

The metrics are returned in an XML document.

Authorization

One of the following authorities is required to execute the routine:

- EXECUTE privilege on the routine
- DATAACCESS authority
- DBADM authority
- SQLADM authority

Default PUBLIC privilege

None

Syntax

➔ MON_GET_WORKLOAD_DETAILS ((— workload_name — , — member —)) ➔

The schema is SYSPROC.

Routine parameters

workload_name

An input argument of type VARCHAR(128) that specifies a specific workload for which the metrics are to be returned. If the argument is NULL or an empty string, metrics are returned for all workloads.

member

An input argument of type INTEGER that specifies a valid member in the same instance as the currently connected database when calling this function. Specify -1 for the current database member, or -2 for all active database members. If the NULL value is specified, -1 is set implicitly.

Information returned

<i>Table 175. Information returned for MON_GET_WORKLOAD_DETAILS</i>		
Column Name	Data Type	Description
WORKLOAD_NAME	VARCHAR(128)	workload_name - Workload name
WORKLOAD_ID	INTEGER	workload_id - Workload ID
MEMBER	SMALLINT	member - Database member
DETAILS	BLOB(1M)	XML document that contains detailed metrics for the workload.

The following example shows the structure of the XML document that is returned in the DETAILS column.

```
<db2_workload xmlns="http://www.ibm.com/xmlns/prod/db2/mon" release="90700000">
  <workload_name>SYSDEFAULTADMWORKLOAD</workload_name>
  <workload_id>11</workload_id>
  <member>0</member>
  <system_metrics release="90700000">
    <act_aborted_total>5</act_aborted_total>
    ...
    <wlm_queue_assignments_total>3</wlm_queue_assignments_total>
  </system_metrics>
</db2_workload>
```

For the full schema, see `sqllib/misc/DB2MonRoutines.xsd`.

<i>Table 176. Detailed metrics returned for MON_GET_WORKLOAD_DETAILS</i>		
Element Name	Data Type	Description or corresponding monitor element
ACT_ABORTED_TOTAL	xs:nonNegativeInteger	act_aborted_total - Total aborted activities
ACT_COMPLETED_TOTAL	xs:nonNegativeInteger	act_completed_total - Total completed activities
ACT_REJECTED_TOTAL	xs:nonNegativeInteger	act_rejected_total - Total rejected activities
ACT_RQSTS_TOTAL	xs:nonNegativeInteger	act_rqsts_total - Total activity requests
ACTIVE_COL_VECTOR_CONSUMERS	xs:long	active_col_vector_consumers - Active columnar_vector consumers
ACTIVE_HASH_GRPBYS	xs:long	active_hash_grpbys - Active hash GROUP BY operations
ACTIVE_HASH_JOINS	xs:long	active_hash_joins - Active hash joins

Table 176. Detailed metrics returned for MON_GET_WORKLOAD_DETAILS (continued)

Element Name	Data Type	Description or corresponding monitor element
ACTIVE_OLAP_FUNCS	xs:long	active_olap_funcs - Active OLAP Functions
ACTIVE_PEAS	xs:long	active_peas - Active partial early aggregations operations
ACTIVE_PEDS	xs:long	active_peds - Active partial early distinct operations
ACTIVE_SORT_CONSUMERS	xs:long	active_sort_consumers - Active sort consumers
ACTIVE_SORTS	xs:long	active_sorts - Active Sorts
ADM_BYPASS_ACT_TOTAL	xs:long	adm_bypass_act_total - Number of times admission control was bypassed monitor element
ADM_OVERFLOWS	xs:long	adm_overflows - Number of times an activity fit as an overflow monitor element
AGENT_WAIT_TIME	xs:nonNegativeInteger	agent_wait_time - Agent wait time
AGENT_WAITS_TOTAL	xs:nonNegativeInteger	agent_waits_total - Total agent waits
APP_ACT_ABORTED_TOTAL	xs:nonNegativeInteger	app_act_aborted_total - Total failed external coordinator activities monitor element
APP_ACT_COMPLETED_TOTAL	xs:nonNegativeInteger	app_act_completed_total - Total successful external coordinator activities monitor element
APP_ACT_REJECTED_TOTAL	xs:nonNegativeInteger	app_act_rejected_total - Total rejected external coordinator activities monitor element
APP_RQSTS_COMPLETED_TOTAL	xs:nonNegativeInteger	app_rqsts_completed_total - Total application requests completed
APPL_SECTION_INSERTS	xs:nonNegativeInteger	appl_section_inserts - Insert count for SQL workspace monitor element
APPL_SECTION_LOOKUPS	xs:nonNegativeInteger	appl_section_lookups - SQL workspace access count monitor element
AUDIT_EVENTS_TOTAL	xs:nonNegativeInteger	audit_events_total - Total audit events
AUDIT_FILE_WRITE_WAIT_TIME	xs:nonNegativeInteger	audit_file_write_wait_time - Audit file write wait time
AUDIT_FILE_WRITES_TOTAL	xs:nonNegativeInteger	audit_file_writes_total - Total Audit files written
AUDIT_SUBSYSTEM_WAIT_TIME	xs:nonNegativeInteger	audit_subsystem_wait_time - Audit subsystem wait time
AUDIT_SUBSYSTEM_WAITS_TOTAL	xs:nonNegativeInteger	audit_subsystem_waits_total - Total audit subsystem waits
BINDS_PRECOMPILES	xs:long	binds_precompiles - Binds/Precompiles Attempted monitor element
CALL_SQL_STMTS	xs:long	call_sql_stmts - CALL SQL statements executed monitor element

Table 176. Detailed metrics returned for MON_GET_WORKLOAD_DETAILS (continued)

Element Name	Data Type	Description or corresponding monitor element
CAT_CACHE_INSERTS	xs:nonNegativeInteger	cat_cache_inserts - Catalog cache inserts
CAT_CACHE_LOOKUPS	xs:nonNegativeInteger	cat_cache_lookups - Catalog cache lookups
CF_WAIT_TIME	xs:long	cf_wait_time - cluster caching facility wait time
CF_WAITS	xs:long	cf_waits - Number of cluster caching facility waits
CLIENT_IDLE_WAIT_TIME	xs:nonNegativeInteger	client_idle_wait_time - Client idle wait time
COL_SYNOPSIS_ROWS_INSERTED	xs:nonNegativeInteger	col_synopsis_rows_inserted - Column-organized synopsis table rows inserted monitor element
COL_VECTOR_CONSUMER_OVERFLOWES	xs:long	col_vector_consumer_overflows - Columnar vector consumer overflows monitor element.
COMM_EXIT_WAIT_TIME	xs:nonNegativeInteger	comm_exit_wait_time - Communication buffer exit wait time monitor element
COMM_EXIT_WAITS	xs:nonNegativeInteger	comm_exit_waits - Communication buffer exit number of waits monitor element
DDL_SQL_STMTS	xs:long	ddl_sql_stmts - Data Definition Language (DDL) SQL Statements monitor element
DEADLOCKS	xs:nonNegativeInteger	deadlocks - Deadlocks detected
DIAGLOG_WRITE_WAIT_TIME	xs:nonNegativeInteger	diaglog_write_wait_time - Diag log write time
DIAGLOG_WRITES_TOTAL	xs:nonNegativeInteger	diaglog_writes_total - Diag log total writes
DIRECT_READ_REQS	xs:nonNegativeInteger	direct_read_reqs - Direct read requests
DIRECT_READ_TIME	xs:nonNegativeInteger	direct_read_time - Direct read time
DIRECT_READS	xs:nonNegativeInteger	direct_reads - Direct reads from database
DIRECT_WRITE_REQS	xs:nonNegativeInteger	direct_write_reqs - Direct write requests
DIRECT_WRITE_TIME	xs:nonNegativeInteger	direct_write_time - Direct write time
DIRECT_WRITES	xs:nonNegativeInteger	direct_writes - Direct writes to database
DISABLED_PEDS	xs:long	disabled_peds - Disabled partial early distincts
DYNAMIC_SQL_STMTS	xs:long	dynamic_sql_stmts - Dynamic SQL Statements Attempted monitor element
EVMON_WAIT_TIME	xs:nonNegativeInteger	evmon_wait_time - Event monitor wait time

Table 176. Detailed metrics returned for MON_GET_WORKLOAD_DETAILS (continued)

Element Name	Data Type	Description or corresponding monitor element
EVMON_WAITS_TOTAL	xs:nonNegativeInteger	evmon_waits_total - Event monitor total waits
EXT_TABLE_READ_VOLUME	xs:nonNegativeInteger	ext_table_read_volume - Total data read by external table readers monitor element
EXT_TABLE_RECV_VOLUME	xs:nonNegativeInteger	ext_table_recv_volume - Total data received from external table readers monitor element
EXT_TABLE_RECV_WAIT_TIME	xs:nonNegativeInteger	ext_table_recv_wait_time - Total agent wait time for external table readers monitor element
EXT_TABLE_RECVS_TOTAL	xs:nonNegativeInteger	ext_table_recvs_total - Total row batches received from external table readers monitor element
EXT_TABLE_SEND_VOLUME	xs:nonNegativeInteger	ext_table_send_volume - Total data sent to external table writers monitor element
EXT_TABLE_SEND_WAIT_TIME	xs:nonNegativeInteger	ext_table_send_wait_time - Total agent wait time for external table writers monitor element
EXT_TABLE_SENDS_TOTAL	xs:nonNegativeInteger	ext_table_sends_total - Total row batches sent to external table writers monitor element
EXT_TABLE_WRITE_VOLUME	xs:nonNegativeInteger	ext_table_write_volume - Total data written by external table writers monitor element
FAILED_SQL_STMTS	xs:long	failed_sql_stmts - Failed Statement Operations monitor element
FCM_MESSAGE_RECV_VOLUME	xs:nonNegativeInteger	fcm_message_recv_volume - FCM message recv volume
FCM_MESSAGE_RECV_WAIT_TIME	xs:nonNegativeInteger	fcm_message_recv_wait_time - FCM message recv wait time
FCM_MESSAGE_RECV_WAITS_TOTAL	xs:nonNegativeInteger	fcm_message_recv_waits_total - Number of times spent waiting for FCM reply message monitor element
FCM_MESSAGE_RECVS_TOTAL	xs:nonNegativeInteger	fcm_message_recvs_total - FCM message recvs total
FCM_MESSAGE_SEND_VOLUME	xs:nonNegativeInteger	fcm_message_send_volume - FCM message send volume
FCM_MESSAGE_SEND_WAIT_TIME	xs:nonNegativeInteger	fcm_message_send_wait_time - FCM message send wait time
FCM_MESSAGE_SEND_WAIT_S_TOTAL	xs:nonNegativeInteger	fcm_message_send_waits_total - Number of times spent blocking on an FCM message send monitor element
FCM_MESSAGE_SENDS_TOTAL	xs:nonNegativeInteger	fcm_message_sends_total - FCM message sends total
FCM_RECV_VOLUME	xs:nonNegativeInteger	fcm_recv_volume - FCM recv volume
FCM_RECV_WAIT_TIME	xs:nonNegativeInteger	fcm_recv_wait_time - FCM recv wait time

Table 176. Detailed metrics returned for MON_GET_WORKLOAD_DETAILS (continued)

Element Name	Data Type	Description or corresponding monitor element
FCM_RECV_WAITS_TOTAL	xs:nonNegativeInteger	fcm_recv_waits_total - Number of times spent waiting to receive data through FCM monitor element
FCM_RECVS_TOTAL	xs:nonNegativeInteger	fcm_recvs_total - FCM recvs total
FCM_SEND_VOLUME	xs:nonNegativeInteger	fcm_send_volume - FCM send volume
FCM_SEND_WAIT_TIME	xs:nonNegativeInteger	fcm_send_wait_time - FCM send wait time
FCM_SEND_WAITS_TOTAL	xs:nonNegativeInteger	fcm_send_waits_total - Number of times spent blocking on an FCM send operation monitor element
FCM_SENDS_TOTAL	xs:nonNegativeInteger	fcm_sends_total - FCM sends total
FCM_TQ_RECV_VOLUME	xs:nonNegativeInteger	fcm_tq_recv_volume - FCM tablequeue recv volume
FCM_TQ_RECV_WAIT_TIME	xs:nonNegativeInteger	fcm_tq_recv_wait_time - FCM tablequeue recv wait time
FCM_TQ_RECV_WAITS_TOTAL	xs:nonNegativeInteger	fcm_tq_recv_waits_total - Number of times spent waiting to receive the next buffer monitor element
FCM_TQ_RECVS_TOTAL	xs:nonNegativeInteger	fcm_tq_recvs_total - FCM tablequeue recvs total
FCM_TQ_SEND_VOLUME	xs:nonNegativeInteger	fcm_tq_send_volume - FCM tablequeue send volume
FCM_TQ_SEND_WAIT_TIME	xs:nonNegativeInteger	fcm_tq_send_wait_time - FCM tablequeue send wait time
FCM_TQ_SEND_WAITS_TOTAL	xs:nonNegativeInteger	fcm_tq_send_waits_total - Number of times spent waiting to send the next buffer monitor element
FCM_TQ_SENDS_TOTAL	xs:nonNegativeInteger	fcm_tq_sends_total - FCM tablequeue send total
FED_ROWS_DELETED	xs:nonNegativeInteger	fed_rows_deleted - Rows deleted by a federation system monitor element
FED_ROWS_INSERTED	xs:nonNegativeInteger	fed_rows_inserted - Rows inserted by a federation system monitor element
FED_ROWS_READ	xs:nonNegativeInteger	fed_rows_read - Rows read by a federation system monitor element
FED_ROWS_UPDATED	xs:nonNegativeInteger	fed_rows_updated - Rows updated by a federation system monitor element
FED_WAIT_TIME	xs:nonNegativeInteger	fed_wait_time - Time spent by a federation server monitor element
FED_WAITS_TOTAL	xs:nonNegativeInteger	fed_waits_total - Total number of execution times for a federation server monitor element
HASH_GRPBY_OVERFLOWS	xs:long	hash_grpby_overflows - Hash group by overflows

Table 176. Detailed metrics returned for MON_GET_WORKLOAD_DETAILS (continued)

Element Name	Data Type	Description or corresponding monitor element
HASH_JOIN_OVERFLOW	xs:long	hash_join_overflows - Hash Join Overflows monitor element
HASH_JOIN_SMALL_OVERFLOW	xs:long	hash_join_small_overflows - Hash Join Small Overflows monitor element
IDA_RECV_VOLUME	xs:nonNegativeInteger	ida_recv_volume - Total data volume received monitor element
IDA_RECV_WAIT_TIME	xs:nonNegativeInteger	ida_recv_wait_time - Time spent waiting to receive data monitor element
IDA_RECVS_TOTAL	xs:nonNegativeInteger	ida_recvs_total - Number of times data received monitor element
IDA_SEND_VOLUME	xs:nonNegativeInteger	ida_send_volume - Total data volume sent monitor element
IDA_SEND_WAIT_TIME	xs:nonNegativeInteger	ida_send_wait_time - Time spent waiting to send data monitor element
IDA_SENDS_TOTAL	xs:nonNegativeInteger	ida_sends_total - Number of times data sent monitor element
IMPLICIT_REBINDS	xs:long	implicit_rebinds - Number of implicit rebinds monitor element
INT_COMMITS	xs:nonNegativeInteger	int_commits - Internal commits
INT_ROLLBACKS	xs:nonNegativeInteger	int_rollbacks - Internal rollbacks
INT_ROWS_DELETED	xs:long	int_rows_deleted - Internal Rows Deleted monitor element
INT_ROWS_INSERTED	xs:long	int_rows_inserted - Internal Rows Inserted monitor element
INT_ROWS_UPDATED	xs:long	int_rows_updated - Internal Rows Updated monitor element
IPC_RECV_VOLUME	xs:nonNegativeInteger	ipc_recv_volume - Interprocess communication recv volume
IPC_RECV_WAIT_TIME	xs:nonNegativeInteger	ipc_recv_wait_time - Interprocess communication recv wait time
IPC_RECVS_TOTAL	xs:nonNegativeInteger	ipc_recvs_total - Interprocess communication recvs total
IPC_SEND_VOLUME	xs:nonNegativeInteger	ipc_send_volume - Interprocess communication send volume
IPC_SEND_WAIT_TIME	xs:nonNegativeInteger	ipc_send_wait_time - Interprocess communication send wait time
IPC_SENDS_TOTAL	xs:nonNegativeInteger	ipc_sends_total - Interprocess communication send total
LOB_PREFETCH_REQS	xs:nonNegativeInteger	lob_prefetch_reqs - LOB prefetcher request count monitor element

Table 176. Detailed metrics returned for MON_GET_WORKLOAD_DETAILS (continued)

Element Name	Data Type	Description or corresponding monitor element
LOB_PREFETCH_WAIT_TIME	xs:nonNegativeInteger	lob_prefetch_wait_time - LOB prefetch wait time monitor element
LOCK_ESCALS	xs:nonNegativeInteger	lock_escals - Number of lock escalations
LOCK_ESCALS_GLOBAL	xs:long	lock_escals_global - Number of global lock escalations
LOCK_ESCALS_LOCKLIST	xs:long	lock_escals_locklist - Number of locklist lock escalations
LOCK_ESCALS_MAXLOCKS	xs:long	lock_escals_maxlocks - Number of maxlocks lock escalations
LOCK_TIMEOUTS	xs:nonNegativeInteger	lock_timeouts - Number of lock timeouts
LOCK_TIMEOUTS_GLOBAL	xs:long	lock_timeouts_global - Lock timeouts global
LOCK_WAIT_TIME	xs:nonNegativeInteger	lock_wait_time - Time waited on locks
LOCK_WAIT_TIME_GLOBAL	xs:long	lock_wait_time_global - Lock wait time global
LOCK_WAITS	xs:nonNegativeInteger	lock_waits - Lock waits
LOCK_WAITS_GLOBAL	xs:long	lock_waits_global - Lock waits global
LOG_BUFFER_WAIT_TIME	xs:nonNegativeInteger	log_buffer_wait_time - Log buffer wait time
LOG_DISK_WAIT_TIME	xs:nonNegativeInteger	log_disk_wait_time - Log disk wait time
LOG_DISK_WAITS_TOTAL	xs:nonNegativeInteger	log_disk_waits_total - Log disk waits total
MEMBER	xs:nonNegativeInteger	member - Database member
MERGE_SQL_STMTS	xs:long	merge_sql_stmts - Merge SQL statements executed monitor element
NUM_LOG_BUFFER_FULL	xs:nonNegativeInteger	num_log_buffer_full - Number of full log buffers
NUM_LW_THRESH_EXCEEDED	xs:nonNegativeInteger	num_lw_thresh_exceeded - Number of thresholds exceeded
OLAP_FUNC_OVERFLOWS	xs:long	olap_func_overflows - OLAP Function Overflows monitor element
PKG_CACHE_INSERTS	xs:nonNegativeInteger	pkg_cache_inserts - Package cache inserts
PKG_CACHE_LOOKUPS	xs:nonNegativeInteger	pkg_cache_lookups - Package cache lookups
POOL_COL_GBP_INDEP_PAGES_FOUND_IN_LBP	xs:nonNegativeInteger	pool_col_gbp_indep_pages_found_in_lbp - Buffer pool column-organized GBP independent pages found in local buffer pool

Table 176. Detailed metrics returned for MON_GET_WORKLOAD_DETAILS (continued)

Element Name	Data Type	Description or corresponding monitor element
POOL_COL_GBP_INVALID_PAGES	xs:nonNegativeInteger	pool_col_gbp_invalid_pages - Buffer pool column-organized GBP invalid data pages
POOL_COL_GBP_L_READS	xs:nonNegativeInteger	pool_col_gbp_l_reads - Buffer pool column-organized GBP logical reads
POOL_COL_GBP_P_READS	xs:nonNegativeInteger	pool_col_gbp_p_reads - Buffer pool column-organized GBP physical reads
POOL_COL_L_READS	xs:nonNegativeInteger	pool_col_l_reads - Buffer pool column-organized logical reads
POOL_COL_LBP_PAGES_FOUND	xs:nonNegativeInteger	pool_col_lbp_pages_found - Buffer pool column-organized LBP pages found
POOL_COL_P_READS	xs:nonNegativeInteger	pool_col_p_reads - Buffer pool column-organized physical reads
POOL_COL_WRITES	xs:nonNegativeInteger	pool_col_writes - Buffer pool column-organized writes
POOL_DATA_GBP_INDEP_PAGES_FOUND_IN_LBP	xs:nonNegativeInteger	pool_data_gbp_indep_pages_found_in_lbp - Group buffer pool independent data pages found in local buffer pool monitor element
POOL_DATA_GBP_INVALID_PAGES	xs:long	pool_data_gbp_invalid_pages - Group buffer pool invalid data pages
POOL_DATA_GBP_L_READS	xs:long	pool_data_gbp_l_reads - Group buffer pool data logical reads
POOL_DATA_GBP_P_READS	xs:long	pool_data_gbp_p_reads - Group buffer pool data physical reads
POOL_DATA_L_READS	xs:nonNegativeInteger	pool_data_l_reads - Buffer pool data logical reads
POOL_DATA_LBP_PAGES_FOUND	xs:long	pool_data_lbp_pages_found - Local buffer pool found data pages
POOL_DATA_P_READS	xs:nonNegativeInteger	pool_data_p_reads - Buffer pool data physical reads
POOL_DATA_WRITES	xs:nonNegativeInteger	pool_data_writes - Buffer pool data writes
POOL_FAILED_ASYNC_COL_REQS	xs:nonNegativeInteger	pool_failed_async_col_reqs - Failed column-organized prefetch requests
POOL_FAILED_ASYNC_DATA_REQS	xs:nonNegativeInteger	pool_failed_async_data_reqs - Failed data prefetch requests monitor element
POOL_FAILED_ASYNC_INDEX_REQS	xs:nonNegativeInteger	pool_failed_async_index_reqs - Failed index prefetch requests monitor element
POOL_FAILED_ASYNC_TEMP_COL_REQS	xs:nonNegativeInteger	pool_failed_async_temp_col_reqs - Failed column-organized temporary prefetch requests
POOL_FAILED_ASYNC_TEMP_DATA_REQS	xs:nonNegativeInteger	pool_failed_async_temp_data_reqs - Failed data prefetch requests for temporary table spaces monitor element

Table 176. Detailed metrics returned for MON_GET_WORKLOAD_DETAILS (continued)

Element Name	Data Type	Description or corresponding monitor element
POOL_FAILED_ASYNC_TEMP_INDEX_REQS	xs:nonNegativeInteger	pool_failed_async_temp_index_reqs - Failed index prefetch requests for temporary table spaces monitor element
POOL_FAILED_ASYNC_TEMP_XDA_REQS	xs:nonNegativeInteger	pool_failed_async_temp_xda_reqs - Failed XDA prefetch requests for temporary table spaces monitor element
POOL_FAILED_ASYNC_OTHER_REQS	xs:nonNegativeInteger	pool_failed_async_other_reqs - Failed non-prefetch requests monitor element
POOL_FAILED_ASYNC_XDA_REQS	xs:nonNegativeInteger	pool_failed_async_xda_reqs - Failed XDA prefetch requests monitor element
POOL_INDEX_GBP_INDEP_PAGES_FOUND_IN_LBP	xs:nonNegativeInteger	pool_index_gbp_indep_pages_found_in_lbp - Group buffer pool independent index pages found in local buffer pool monitor element
POOL_INDEX_GBP_INVALID_PAGES	xs:long	pool_index_gbp_invalid_pages - Group buffer pool invalid index pages
POOL_INDEX_GBP_L_READS	xs:long	pool_index_gbp_l_reads - Group buffer pool index logical reads
POOL_INDEX_GBP_P_READS	xs:long	pool_index_gbp_p_reads - Group buffer pool index physical reads
POOL_INDEX_L_READS	xs:nonNegativeInteger	pool_index_l_reads - Buffer pool index logical reads
POOL_INDEX_LBP_PAGES_FOUND	xs:long	pool_index_lbp_pages_found - Local buffer pool index pages found
POOL_INDEX_P_READS	xs:nonNegativeInteger	pool_index_p_reads - Buffer pool index physical reads
POOL_INDEX_WRITES	xs:nonNegativeInteger	pool_index_writes - Buffer pool index writes
POOL_QUEUED_ASYNC_COL_REQS	xs:nonNegativeInteger	pool_queued_async_col_reqs - Column-organized prefetch requests
POOL_QUEUED_ASYNC_DATA_PAGES	xs:nonNegativeInteger	pool_queued_async_data_pages - Data pages prefetch requests monitor element
POOL_QUEUED_ASYNC_DATA_REQS	xs:nonNegativeInteger	pool_queued_async_data_reqs - Data prefetch requests monitor element
POOL_QUEUED_ASYNC_INDEX_REQS	xs:nonNegativeInteger	pool_queued_async_index_reqs - Index prefetch requests monitor element
POOL_QUEUED_ASYNC_COL_PAGES	xs:nonNegativeInteger	pool_queued_async_col_pages - Column-organized page prefetch requests
POOL_QUEUED_ASYNC_INDEX_PAGES	xs:nonNegativeInteger	pool_queued_async_index_pages - Index pages prefetch requests monitor element
POOL_QUEUED_ASYNC_TEMP_COL_PAGES	xs:nonNegativeInteger	pool_queued_async_temp_col_pages - Column-organized page temporary prefetch requests
POOL_QUEUED_ASYNC_TEMP_COL_REQS	xs:nonNegativeInteger	pool_queued_async_temp_col_reqs - Column-organized temporary prefetch requests

Table 176. Detailed metrics returned for MON_GET_WORKLOAD_DETAILS (continued)

Element Name	Data Type	Description or corresponding monitor element
POOL_QUEUED_ASYNC_TEMP_DATA_PAGES	xs:nonNegativeInteger	pool_queued_async_temp_data_pages - Data pages prefetch requests for temporary table spaces monitor element
POOL_QUEUED_ASYNC_TEMP_DATA_REQS	xs:nonNegativeInteger	pool_queued_async_temp_data_reqs - Data prefetch requests for temporary table spaces monitor element
POOL_QUEUED_ASYNC_TEMP_INDEX_PAGES	xs:nonNegativeInteger	pool_queued_async_temp_index_pages - Index pages prefetch requests for temporary table spaces monitor element
POOL_QUEUED_ASYNC_TEMP_INDEX_REQS	xs:nonNegativeInteger	pool_queued_async_temp_index_reqs - Index prefetch requests for temporary table spaces monitor element
POOL_QUEUED_ASYNC_TEMP_XDA_PAGES	xs:nonNegativeInteger	pool_queued_async_temp_xda_pages - XDA data pages prefetch requests for temporary table spaces monitor element
POOL_QUEUED_ASYNC_TEMP_XDA_REQS	xs:nonNegativeInteger	pool_queued_async_temp_xda_reqs - XDA data prefetch requests for temporary table spaces monitor element
POOL_QUEUED_ASYNC_OTHER_REQS	xs:nonNegativeInteger	pool_queued_async_other_reqs - Non-prefetch requests monitor element
POOL_QUEUED_ASYNC_XDA_PAGES	xs:nonNegativeInteger	pool_queued_async_xda_pages - XDA pages prefetch requests monitor element
POOL_QUEUED_ASYNC_XDA_REQS	xs:nonNegativeInteger	pool_queued_async_xda_reqs - XDA prefetch requests monitor element
POOL_READ_TIME	xs:nonNegativeInteger	pool_read_time - Total buffer pool physical read time
POOL_TEMP_COL_L_READS	xs:nonNegativeInteger	pool_temp_col_l_reads - Buffer pool column-organized temporary logical reads
POOL_TEMP_COL_P_READS	xs:nonNegativeInteger	pool_temp_col_p_reads - Buffer pool column-organized temporary physical reads
POOL_TEMP_DATA_L_READS	xs:nonNegativeInteger	pool_temp_data_l_reads - Buffer pool temporary data logical reads
POOL_TEMP_DATA_P_READS	xs:nonNegativeInteger	pool_temp_data_p_reads - Buffer pool temporary data physical reads
POOL_TEMP_INDEX_L_READS	xs:nonNegativeInteger	pool_temp_index_l_reads - Buffer pool temporary index logical reads
POOL_TEMP_INDEX_P_READS	xs:nonNegativeInteger	pool_temp_index_p_reads - Buffer pool temporary index physical reads
POOL_TEMP_XDA_L_READS	xs:nonNegativeInteger	pool_temp_xda_l_reads - Buffer pool temporary XDA data logical reads
POOL_TEMP_XDA_P_READS	xs:nonNegativeInteger	pool_temp_xda_p_reads - Buffer pool temporary XDA data physical reads
POOL_WRITE_TIME	xs:nonNegativeInteger	pool_write_time - Total buffer pool physical write time

Table 176. Detailed metrics returned for MON_GET_WORKLOAD_DETAILS (continued)

Element Name	Data Type	Description or corresponding monitor element
POOL_XDA_GBP_INDEP_PAGES_FOUND_IN_LBP	xs:nonNegativeInteger	pool_xda_gbp_indep_pages_found_in_lbp - Group buffer pool XDA independent pages found in local buffer pool monitor element
POOL_XDA_GBP_INVALID_PAGES	xs:nonNegativeInteger	pool_xda_gbp_invalid_pages - Group buffer pool invalid XDA data pages
POOL_XDA_GBP_L_READS	xs:nonNegativeInteger	pool_xda_gbp_l_reads - Group buffer pool XDA data logical read requests
POOL_XDA_GBP_P_READS	xs:nonNegativeInteger	pool_xda_gbp_p_reads - Group buffer pool XDA data physical read requests
POOL_XDA_L_READS	xs:nonNegativeInteger	pool_xda_l_reads - Buffer pool XDA data logical reads
POOL_XDA_LBP_PAGES_FOUND	xs:nonNegativeInteger	pool_xda_lbp_pages_found - Local buffer pool XDA data pages found
POOL_XDA_P_READS	xs:nonNegativeInteger	pool_xda_p_reads - Buffer pool XDA data physical reads
POOL_XDA_WRITES	xs:nonNegativeInteger	pool_xda_writes - Buffer pool XDA data writes
POST_SHRTHRESHOLD_HASH_JOINS	xs:long	post_shrthreshold_hash_joins - Post threshold hash joins monitor element
POST_SHRTHRESHOLD_SORTS	xs:nonNegativeInteger	post_shrthreshold_sorts - Post shared threshold sorts
POST_THRESHOLD_COL_VECTOR_CONSUMERS	xs:long	post_threshold_col_vector_consumers - Post threshold columnar_vector consumers
POST_THRESHOLD_HASH_GRPBYS	xs:long	post_threshold_hash_grpbys - Hash group by threshold
POST_THRESHOLD_HASH_JOINS	xs:long	post_threshold_hash_joins - Hash Join Threshold monitor element
POST_THRESHOLD_OLAP_FUNCS	xs:long	post_threshold_olap_funcs - OLAP function threshold monitor element
POST_THRESHOLD_PEAS	xs:long	post_threshold_peas - Partial early aggregation threshold
POST_THRESHOLD_PEDS	xs:long	post_threshold_peds - Partial early distincts threshold
POST_THRESHOLD_SORTS	xs:nonNegativeInteger	post_threshold_sorts - Post threshold sorts
PREFETCH_WAIT_TIME	xs:nonNegativeInteger	prefetch_wait_time - Time waited for prefetch
PREFETCH_WAITS	xs:nonNegativeInteger	prefetch_waits - Prefetcher wait count monitor element
RECLAIM_WAIT_TIME	xs:long	reclaim_wait_time - Reclaim wait time
ROWS_DELETED	xs:long	rows_deleted - Rows deleted monitor element
ROWS_INSERTED	xs:long	rows_inserted - Rows inserted monitor element

Table 176. Detailed metrics returned for MON_GET_WORKLOAD_DETAILS (continued)

Element Name	Data Type	Description or corresponding monitor element
ROWS_MODIFIED	xs:nonNegativeInteger	rows_modified - Rows modified
ROWS_READ	xs:nonNegativeInteger	rows_read - Rows read
ROWS_RETURNED	xs:nonNegativeInteger	rows_returned - Rows returned
ROWS_UPDATED	xs:long	rows_updated - Rows updated monitor element
RQSTS_COMPLETED_TOTAL	xs:nonNegativeInteger	rqsts_completed_total - Total requests completed
SELECT_SQL_STMTS	xs:long	select_sql_stmts - Select SQL Statements Executed monitor element
SORT_HEAP_ALLOCATED	xs:long	sort_heap_allocated - Total Sort Heap Allocated
SORT_OVERFLOWS	xs:nonNegativeInteger	sort_overflows - Sort overflows
SORT_SHRHEAP_ALLOCATED	xs:long	sort_shrheap_allocated - Sort Share Heap Currently Allocated
SPACEMAPPAGE_RECLAIM_WAIT_TIME	xs:long	spacemappage_reclaim_wait_time - Space map page reclaim wait time
STATIC_SQL_STMTS	xs:long	static_sql_stmts - Static SQL Statements Attempted monitor element
TCPIP_RECV_VOLUME	xs:nonNegativeInteger	tcPIP_recv_volume - TCP/IP received volume
TCPIP_RECV_WAIT_TIME	xs:nonNegativeInteger	tcPIP_recv_wait_time - TCP/IP recv wait time
TCPIP_RECVS_TOTAL	xs:nonNegativeInteger	tcPIP_recvs_total - TCP/IP recvs total
TCPIP_SEND_VOLUME	xs:nonNegativeInteger	tcPIP_send_volume - TCP/IP send volume
TCPIP_SEND_WAIT_TIME	xs:nonNegativeInteger	tcPIP_send_wait_time - TCP/IP send wait time
TCPIP_SENDS_TOTAL	xs:nonNegativeInteger	tcPIP_sends_total - TCP/IP sends total
THRESH_VIOLATIONS	xs:nonNegativeInteger	thresh_violations - Number of threshold violations
TOTAL_ACT_TIME	xs:nonNegativeInteger	total_act_time - Total activity time
TOTAL_ACT_WAIT_TIME	xs:nonNegativeInteger	total_act_wait_time - Total activity wait time
TOTAL_APP_COMMITS	xs:nonNegativeInteger	total_app_commits - Total application commits
TOTAL_APP_ROLLBACKS	xs:nonNegativeInteger	total_app_rollback - Total application rollbacks

Table 176. Detailed metrics returned for MON_GET_WORKLOAD_DETAILS (continued)

Element Name	Data Type	Description or corresponding monitor element
TOTAL_APP_RQST_TIME	xs:nonNegativeInteger	total_app_rqst_time - Total application request time
TOTAL_APP_SECTION_EXECUTIONS	xs:nonNegativeInteger	total_app_section_executions - Total section executions
TOTAL_BACKUP_PROC_TIME	xs:long	total_backup_proc_time - Total non-wait time for online backups
TOTAL_BACKUP_TIME	xs:long	total_backup_time - Total elapsed time for online backups
TOTAL_BACKUPS	xs:long	total_backups - Total backups
TOTAL_COL_EXECUTIONS	xs:nonNegativeInteger	total_col_executions - Total column-organized executions
TOTAL_COL_PROC_TIME	xs:nonNegativeInteger	total_col_proc_time - Total column-organized processing time
TOTAL_COL_SYNOPSIS_EXECUTIONS	xs:nonNegativeInteger	total_col_synopsis_executions - Total column-organized synopsis table executions monitor element
TOTAL_COL_SYNOPSIS_PROC_TIME	xs:nonNegativeInteger	total_col_synopsis_proc_time - Total column-organized synopsis table processing time monitor element
TOTAL_COL_SYNOPSIS_TIME	xs:nonNegativeInteger	total_col_synopsis_time - Total column-organized synopsis table time monitor element
TOTAL_COL_TIME	xs:nonNegativeInteger	total_col_time - Total column-organized time
TOTAL_COL_VECTOR_CONSUMERS	xs:long	total_col_vector_consumers - Total columnar_vector consumers
TOTAL_COMMIT_PROC_TIME	xs:nonNegativeInteger	total_commit_proc_time - Total commits processing time
TOTAL_COMMIT_TIME	xs:nonNegativeInteger	total_commit_time - Total commit time
TOTAL_COMPILATIONS	xs:nonNegativeInteger	total_compilations - Total compilations
TOTAL_COMPILE_PROC_TIME	xs:nonNegativeInteger	total_compile_proc_time - Total compile processing time
TOTAL_COMPILE_TIME	xs:nonNegativeInteger	total_compile_time - Total compile time
TOTAL_CONNECT_AUTHENTICATION_PROC_TIME	xs:nonNegativeInteger	total_connect_authentication_proc_time - Total connection authentication processing time
TOTAL_CONNECT_AUTHENTICATION_TIME	xs:nonNegativeInteger	total_connect_authentication_time - Total connection or switch user authentication request time
TOTAL_CONNECT_AUTHENTICATIONS	xs:nonNegativeInteger	total_connect_authentications - Connections or switch user authentications performed

Table 176. Detailed metrics returned for MON_GET_WORKLOAD_DETAILS (continued)

Element Name	Data Type	Description or corresponding monitor element
TOTAL_CONNECT_REQUEST_PROC_TIME	xs:nonNegativeInteger	total_connect_request_proc_time - Total connection or switch user request processing time
TOTAL_CONNECT_REQUEST_TIME	xs:nonNegativeInteger	total_connect_request_time - Total connection or switch user request time
TOTAL_CONNECT_REQUESTS	xs:nonNegativeInteger	total_connect_requests - Connection or switch user requests
TOTAL_CPU_TIME	xs:nonNegativeInteger	total_cpu_time - Total CPU time
TOTAL_DISP_RUN_QUEUE_TIME	xs:long	total_disp_run_queue_time - Total dispatcher run queue time
TOTAL_EXTENDED_LATCH_WAIT_TIME	xs:nonNegativeInteger	total_extended_latch_wait_time - Total extended latch wait time
TOTAL_EXTENDED_LATCH_WAITS	xs:nonNegativeInteger	total_extended_latch_waits - Total extended latch waits
TOTAL_HASH_GRPBY	xs:long	total_hash_grpbys - Total hash group by operations
TOTAL_HASH_JOINS	xs:long	total_hash_joins - Total Hash Joins monitor element
TOTAL_HASH_LOOPS	xs:long	total_hash_loops - Total Hash Loops monitor element
TOTAL_IMPLICIT_COMPILATIONS	xs:nonNegativeInteger	total_implicit_compilations - Total implicit complications
TOTAL_IMPLICIT_COMPILE_PROC_TIME	xs:nonNegativeInteger	total_implicit_compile_proc_time - Total implicit compile processing time
TOTAL_IMPLICIT_COMPILE_TIME	xs:nonNegativeInteger	total_implicit_compile_time - Total implicit compile time
TOTAL_INDEX_BUILD_PROC_TIME	xs:long	total_index_build_proc_time - Total non-wait time spent building indexes due to index creation, recreation or rebuilding
TOTAL_INDEX_BUILD_TIME	xs:long	total_index_build_time - Total time spent building indexes due to index creation, recreation or rebuilding
TOTAL_INDEXES_BUILT	xs:long	total_indexes_built - Total number of indexes built
TOTAL_LOAD_PROC_TIME	xs:nonNegativeInteger	total_load_proc_time - Total load processing time
TOTAL_LOAD_TIME	xs:nonNegativeInteger	total_load_time - Total load time
TOTAL_LOADS	xs:nonNegativeInteger	total_loads - Total loads
TOTAL_OLAP_FUNCS	xs:long	total_olap_funcs - Total OLAP Functions monitor element
TOTAL_PEAS	xs:long	total_peas - Total partial early aggregations
TOTAL_PEDS	xs:long	total_peds - Total partial early distincts

Table 176. Detailed metrics returned for MON_GET_WORKLOAD_DETAILS (continued)

Element Name	Data Type	Description or corresponding monitor element
TOTAL_REORG_PROC_TIME	xs:nonNegativeInteger	total_reorg_proc_time - Total reorganization processing time
TOTAL_REORG_TIME	xs:nonNegativeInteger	total_reorg_time - Total reorganization time
TOTAL_REORGS	xs:nonNegativeInteger	total_reorgs - Total reorganizations
TOTAL_ROLLBACK_PROC_TIME	xs:nonNegativeInteger	total_rollback_proc_time - Total rollback processing time
TOTAL_ROLLBACK_TIME	xs:nonNegativeInteger	total_rollback_time - Total rollback time
TOTAL_ROUTINE_INVOCATIONS	xs:nonNegativeInteger	total_routine_invocations - Total routine invocations
TOTAL_ROUTINE_TIME	xs:nonNegativeInteger	total_routine_time - Total routine time
TOTAL_ROUTINE_USER_CODE_PROC_TIME	xs:nonNegativeInteger	total_routine_user_code_proc_time - Total routine user code processing time
TOTAL_ROUTINE_USER_CODE_TIME	xs:nonNegativeInteger	total_routine_user_code_time - Total routine user code time
TOTAL_RQST_TIME	xs:nonNegativeInteger	total_rqst_time - Total request time
TOTAL_RUNSTATS	xs:nonNegativeInteger	total_runstats - Total runtime statistics
TOTAL_RUNSTATS_PROC_TIME	xs:nonNegativeInteger	total_runstats_proc_time - Total runtime statistics processing time
TOTAL_RUNSTATS_TIME	xs:nonNegativeInteger	total_runstats_time - Total runtime statistics
TOTAL_SECTION_PROC_TIME	xs:nonNegativeInteger	total_section_proc_time - Total section processing time
TOTAL_SECTION_SORT_PROC_TIME	xs:nonNegativeInteger	total_section_sort_proc_time - Total section sort processing time
TOTAL_SECTION_SORT_TIME	xs:nonNegativeInteger	total_section_sort_time - Total section sort time
TOTAL_SECTION_SORTS	xs:nonNegativeInteger	total_section_sorts - Total section sorts
TOTAL_SECTION_TIME	xs:nonNegativeInteger	total_section_time - Total section time
TOTAL_SORTS	xs:nonNegativeInteger	total_sorts - Total Sorts
TOTAL_STATS_FABRICATION_PROC_TIME	xs:nonNegativeInteger	total_stats_fabrication_proc_time - Total statistics fabrication processing time

Table 176. Detailed metrics returned for MON_GET_WORKLOAD_DETAILS (continued)

Element Name	Data Type	Description or corresponding monitor element
TOTAL_STATS_FABRICATION_TIME	xs:nonNegativeInteger	total_stats_fabrication_time - Total statistics fabrication time
TOTAL_STATS_FABRICATIONS	xs:nonNegativeInteger	total_stats_fabrications - Total statistics fabrications
TOTAL_SYNC_RUNSTATS	xs:nonNegativeInteger	total_sync_runstats - Total synchronous RUNSTATS activities
TOTAL_SYNC_RUNSTATS_PROC_TIME	xs:nonNegativeInteger	total_sync_runstats_proc_time - Total synchronous RUNSTATS processing time
TOTAL_SYNC_RUNSTATS_TIME	xs:nonNegativeInteger	total_sync_runstats_time - Total synchronous RUNSTATS time
TOTAL_WAIT_TIME	xs:nonNegativeInteger	total_wait_time - Total wait time
TQ_SORT_HEAP_REJECTIONS	xs:long	tq_sort_heap_rejections - Table queue sort heap rejections
TQ_SORT_HEAP_REQUESTS	xs:long	tq_sort_heap_requests - Table queue sort heap requests
TQ_TOT_SEND_SPILLS	xs:nonNegativeInteger	tq_tot_send_spills - Total number of table queue buffers overflowed
UID_SQL_STMTS	xs:long	uid_sql_stmts - Update/Insert/Delete SQL Statements Executed monitor element
WLM_QUEUE_ASSIGNMENTS_TOTAL	xs:nonNegativeInteger	wlm_queue_assignments_total - Workload manager total queue assignments
WLM_QUEUE_TIME_TOTAL	xs:nonNegativeInteger	wlm_queue_time_total - Workload manager total queue time
WORKLOAD_ID	xs:nonNegativeInteger	workload_id - Workload ID
WORKLOAD_NAME	xs:string (128)	workload_name - Workload name
XQUERY_STMTS	xs:long	xquery_stmts - XQuery Statements Attempted monitor element
LOW_PRIORITY_ACT_TOTAL	xs:long	low_priority_act_total – Total number of low priority activities monitor element
MEDIUM_PRIORITY_ACT_TOTAL	xs:long	medium_priority_act_total – Total number of medium priority activities monitor element
HIGH_PRIORITY_ACT_TOTAL	xs:long	high_priority_act_total – Total number of high priority activities monitor element
CRITICAL_PRIORITY_ACT_TOTAL	xs:long	critical_priority_act_total – Total number of critical priority activities monitor element
SESSION_PRIORITY	xs:string(10)	session_priority - Session priority monitor element session_priority - Session priority monitor element

Usage notes

The metrics returned by the MON_GET_WORKLOAD_DETAILS function represent the accumulation of all metrics for requests that were submitted by connections mapped to the identified workload object. This function is similar to the MON_GET_WORKLOAD table function:

- The MON_GET_WORKLOAD table function returns the most commonly used metrics in a column-based format and is the most performance efficient method of retrieving metrics.
- The MON_GET_WORKLOAD_DETAILS table function returns the entire set of available metrics in an XML document format, which provides maximum flexibility for formatting output. The XML based output can be parsed directly by an XML parser, or it can be converted to relational format by the XMLTABLE function (see the example).

Metrics are rolled up to a workload on unit of work boundaries, and periodically during the execution of requests. Therefore, the values reported by this table function reflect the current state of the system at the time of the most recent rollup. Metrics are strictly increasing in value. To determine the value of a given metric for an interval of time, use the MON_GET_WORKLOAD_DETAILS table function to query the metric at the start and end of the interval, and compute the difference.

Request metrics are controlled through the COLLECT REQUEST METRICS clause on service superclasses and the **mon_req_metrics** database configuration parameter at the database level. Metrics are only collected for a request if the request is processed by an agent in a service subclass whose parent service superclass has request metrics enabled, or if request metrics collection is enabled for the entire database. By default request metrics are enabled at the database level. If request metrics have been disabled at the database level, and for a service superclass, the metrics reported for each workload mapped to that service superclass stop increasing (or remain at 0 if request metrics were disabled at database activation time).

Note that the metrics from background EDUs such as prefetchers and page cleaners are not rolled up to workloads.

The MON_GET_WORKLOAD_DETAILS table function returns one row of data per workload and per member. No aggregation across workloads (on a member), or across members (for a service class or more), is performed. However, aggregation can be achieved through SQL queries as shown in the example.

The schema for the XML document that is returned in the DETAILS column is available in the file `sql1lib/misc/DB2MonRoutines.xsd`. Further details can be found in the file `sql1lib/misc/DB2MonCommon.xsd`.

Example

Display lock information for each workload, aggregated across members, ordered by highest lock wait time.

```
SELECT varchar(wlmetrics.workload_name,30) as workload_name,
       sum(detmetrics.lock_wait_time) as total_lock_wait_time,
       sum(detmetrics.lock_waits) as total_lock_waits,
       sum(detmetrics.lock_timeouts) as total_lock_timeouts,
       sum(detmetrics.lock_escals) as total_lock_escals
FROM TABLE(MON_GET_WORKLOAD_DETAILS(' ', -2)) AS WLMETRICS,
XMLTABLE (XMLNAMESPACES( DEFAULT 'http://www.ibm.com/xmlns/prod/db2/mon'),
          '$detmetric/db2_workload' PASSING
          XMLPARSE(DOCUMENT WLMETRICS.DETAILS)
          as "detmetric"
COLUMNS "LOCK_WAIT_TIME" INTEGER PATH 'system_metrics/lock_wait_time',
         "LOCK_WAITS" INTEGER PATH 'system_metrics/lock_waits',
         "LOCK_TIMEOUTS" INTEGER PATH 'system_metrics/lock_timeouts',
         "LOCK_ESCALS" INTEGER PATH 'system_metrics/lock_escals'
) AS DETMETRICS
GROUP BY workload_name
ORDER BY total_lock_wait_time desc;
```


The following is an example of output from this query.

```

WORKLOAD_NAME          TOTAL_LOCK_WAIT_TIME TOTAL_LOCK_WAITS ...
-----
SYSDEFAULTADMWORKLOAD          0          0 ...
SYSDEFAULTUSERWORKLOAD        0          0 ...

  2 record(s) selected.

```

Output for query (continued).

```

... TOTAL_LOCK_TIMEOUTS TOTAL_LOCK_ESCALS
... -----
...          0          0
...          0          0

```

MON_GET_WORKLOAD_STATS table function - Return workload statistics

The MON_GET_WORKLOAD_STATS function returns one row of workload statistics for every combination of workload name and database member number.

Authorization

One of the following authorizations is required:

- EXECUTE privilege on the routine
- DATAACCESS authority
- DBADM authority
- SQLADM authority
- WLMADM authority

Default PUBLIC privilege

None

Syntax

►► MON_GET_WORKLOAD_STATS ((workload_name , member)) ►►

The schema is SYSPROC.

Routine parameters

workload_name

An input argument of type VARCHAR(128) that specifies a workload for which the statistics are to be returned. If the argument is NULL or an empty string, statistics are returned for all workloads.

member

An input argument of type INTEGER that specifies the number of a member in the same instance as the currently connected database. Specify -1 for the current member, or -2 for all active database members. If a null value is specified, -1 is set implicitly.

Information returned

Table 177. Information returned by MON_GET_WORKLOAD_STATS		
Column name	Data type	Description
WORKLOAD_NAME	VARCHAR(128)	workload_name - Workload name monitor element
DBPARTITIONNUM	SMALLINT	dbpartitionnum - Database partition number monitor element

Table 177. Information returned by MON_GET_WORKLOAD_STATS (continued)

Column name	Data type	Description
LAST_RESET	TIMESTAMP	last_reset - Last Reset Timestamp monitor element
CONCURRENT_WLO_TOP	INTEGER	concurrent_wlo_top - Concurrent workload occurrences top monitor element
CONCURRENT_WLO_ACT_TOP	INTEGER	concurrent_wlo_act_top - Concurrent WLO activity top monitor element
COORD_ACT_COMPLETED_TOTAL	BIGINT	coord_act_completed_total - Coordinator activities completed total monitor element
COORD_ACT_ABORTED_TOTAL	BIGINT	coord_act_aborted_total - Coordinator activities aborted total monitor element
COORD_ACT_REJECTED_TOTAL	BIGINT	coord_act_rejected_total - Coordinator activities rejected total monitor element
WLO_COMPLETED_TOTAL	BIGINT	wlo_completed_total - Workload occurrences completed total monitor element
COORD_ACT_LIFETIME_TOP	BIGINT	coord_act_lifetime_top - Coordinator activity lifetime top monitor element
COORD_ACT_LIFETIME_AVG	DOUBLE	coord_act_lifetime_avg - Coordinator activity lifetime average monitor element
COORD_ACT_LIFETIME_STDDEV	DOUBLE	Standard deviation of lifetime for completed or aborted coordinator activities at nesting level 0 that are associated with this workload. Units are milliseconds. If the COLLECT AGGREGATE ACTIVITY DATA parameter of the workload is set to NONE, the value of the column is null. This standard deviation is computed from the coordinator activity lifetime histogram and may be inaccurate if the histogram is not correctly sized to fit the data. If any values fall into the last histogram bin, the value -1 is returned.
COORD_ACT_EXEC_TIME_AVG	DOUBLE	coord_act_exec_time_avg - Coordinator activities execution time average monitor element
COORD_ACT_EXEC_TIME_STDDEV	DOUBLE	Standard deviation of the execution times for completed or aborted coordinator activities at nesting level 0 that are associated with this workload. Units are milliseconds. This standard deviation is computed from the coordinator activity executetime histogram and may be inaccurate if the histogram is not correctly sized to fit the data. If any values fall into the last histogram bin, the value -1 is returned. If the COLLECT AGGREGATE ACTIVITY DATA parameter of the workload is set to NONE, the value of the column is null.
COORD_ACT_QUEUE_TIME_AVG	DOUBLE	coord_act_queue_time_avg - Coordinator activity queue time average monitor element

Table 177. Information returned by MON_GET_WORKLOAD_STATS (continued)

Column name	Data type	Description
COORD_ACT_QUEUE_TIME_STDDEV	DOUBLE	Standard deviation of the queue time for completed or aborted coordinator activities at nesting level 0 that are associated with this workload. Units are milliseconds. If the COLLECT AGGREGATE ACTIVITY DATA parameter of the workload is set to NONE, the value of the column is null. This standard deviation is computed from the coordinator activity queue time histogram and may be inaccurate if the histogram is not correctly sized to fit the data. If any values fall into the last histogram bin, the value -1 is returned.
UOW_TOTAL_TIME_TOP	BIGINT	uow_total_time_top - UOW total time top monitor element
UOW_THROUGHPUT	DOUBLE	uow_throughput - Unit of work throughput monitor element
UOW_LIFETIME_AVG	DOUBLE	uow_lifetime_avg - Unit of work lifetime average monitor element
UOW_COMPLETED_TOTAL	BIGINT	uow_completed_total - Total completed units of work monitor element
TOTAL_CPU_TIME	BIGINT	total_cpu_time - Total CPU time monitor element
TOTAL_DISP_RUN_QUEUE_TIME	BIGINT	total_disp_run_queue_time - Total dispatcher run queue time monitor element
ACT_THROUGHPUT	DOUBLE	act_throughput - Activity throughput monitor element
CPU_UTILIZATION	DOUBLE	cpu_utilization - CPU utilization monitor element
APP_ACT_COMPLETED_TOTAL	BIGINT	app_act_completed_total - Total successful external coordinator activities monitor element
APP_ACT_ABORTED_TOTAL	BIGINT	app_act_aborted_total - Total failed external coordinator activities monitor element
APP_ACT_REJECTED_TOTAL	BIGINT	app_act_rejected_total - Total rejected external coordinator activities monitor element
MEMBER	SMALLINT	member - Database member monitor element
ACTIVE_HASH_GRPBYS_TOP	BIGINT	active_hash_grpbys_top - Active hash Group By operations high watermark
ACTIVE_HASH_JOINS_TOP	BIGINT	active_hash_joins_top - Active hash joins operations high watermark
ACTIVE_OLAP_FUNCS_TOP	BIGINT	active_olap_funcs_top - Active OLAP functions operations high watermark
ACTIVE_PEAS_TOP	BIGINT	active_peas_top - Active partial early aggregations operations high watermark
ACTIVE_PEDS_TOP	BIGINT	active_peds_top - Active partial early distinct operations high watermark

Table 177. Information returned by MON_GET_WORKLOAD_STATS (continued)

Column name	Data type	Description
ACTIVE_SORT_CONSUMERS_TOP	BIGINT	active_sort_consumers_top - Active sort consumers high watermark
ACTIVE_SORTS_TOP	BIGINT	active_sorts_top - Active Sorts high watermark
ACTIVE_COL_VECTOR_CONSUMERS_TOP	BIGINT	active_col_vector_consumers_top - Active columnar_vector consumers high watermark
SORT_CONSUMER_HEAP_TOP	BIGINT	sort_consumer_heap_top - Individual private sort heap consumer high watermark
SORT_CONSUMER_SHRHEAP_TOP	BIGINT	sort_consumer_shrheap_top - Individual shared sort heap consumer high watermark
SORT_HEAP_TOP	BIGINT	sort_heap_top - Sort private heap high watermark
SORT_SHRHEAP_TOP	BIGINT	sort_shrheap_top - Sort share heap high watermark
SORT_SHRHEAP_UTILIZATION_AVG	DOUBLE	sort_shrheap_utilization_avg - The average sort shared heap utilization
SORT_SHRHEAP_UTILIZATION_TOP	DOUBLE	sort_shrheap_utilization_top - The peak sort shared heap utilization
SORT_SHRHEAP_AVG	DOUBLE	sort_shrheap_avg - The average amount of used sort shared heap
ACTUAL_PARALLELISM_AVG	DOUBLE	actual_parallelism_avg - The average parallelism
ACTUAL_PARALLELISM_TOP	BIGINT	actual_parallelism_top - The peak parallelism
ACT_TOP	BIGINT	act_top - The peak activity count
AGENT_LOAD_TRGT_UTILIZATION_TOP	DOUBLE	agent_load_trgt_utilization_top - The agent load utilization peak.
AGENT_LOAD_TRGT_UTILIZATION_AVG	DOUBLE	agent_load_trgt_utilization_avg - The agent load utilization average.
CONCURRENT_ACT_TOP	BIGINT	concurrent_act_top - The peak concurrent activities for a service subclass
EFF_PARALLELISM_AVG	DOUBLE	eff_parallelism_avg - The average effective parallelism
EFF_PARALLELISM_TOP	BIGINT	eff_parallelism_top - The top effective parallelism
COORD_ACT_EST_COST_AVG	DOUBLE	coord_act_est_cost_avg - Coordinator activity estimated cost average
COORD_ACT_EST_COST_STDDEV	DOUBLE	coord_act_est_cost_stddev - The coordinator activity estimated cost standard deviation
COORD_ACT_INTERARRIVAL_TIME_AVG	DOUBLE	COORD_ACT_EST_COST_STDDEV - The coordinator activity estimated cost standard deviation
COORD_ACT_INTERARRIVAL_TIME_STDDEV	DOUBLE	COORD_ACT_INTERARRIVAL_TIME_STDDEV - The coordinator activity inter-arrival time standard deviation

Usage notes

The function does not aggregate data across workloads, members, or service classes. However, you can use SQL queries to aggregate data.

Example

The following query displays statistics for workloads:

```
SELECT SUBSTR(WORKLOAD_NAME,1,18) AS WL_DEF_NAME,
       SUBSTR(CHAR(MEMBER),1,4) AS MEMB,
       COORD_ACT_LIFETIME_TOP,
       COORD_ACT_LIFETIME_AVG,
       COORD_ACT_LIFETIME_STDDEV
FROM TABLE(MON_GET_WORKLOAD_STATS(CAST(NULL AS VARCHAR(128)), -2)) AS WLSTATS
ORDER BY WL_DEF_NAME, MEMB
```

Sample output from the query is as follows:

```
WL_DEF_NAME      MEMB COORD_ACT_LIFETIME_TOP ...
-----
SYSDEFAULTADMWORKL 0          -1 ...
SYSDEFAULTUSERWORK 0          -1 ...
WL1                0           2 ...

... COORD_ACT_LIFETIME_AVG  COORD_ACT_LIFETIME_STDDEV
... -----
... -1.000000000000000E+000  -1.000000000000000E+000
... -1.000000000000000E+000  -1.000000000000000E+000
... +2.560000000000000E+000   +6.00000000000001E-002
```

MON_GET_WORK_ACTION_SET_STATS - Return work action set statistics

The MON_GET_WORK_ACTION_SET_STATS function returns the statistics for a work action set.

Authorization

One of the following authorizations is required:

- EXECUTE privilege on the routine
- DATAACCESS authority
- DBADM authority
- SQLADM authority
- WLMADM authority

Default PUBLIC privilege

None

Syntax

```
➤ MON_GET_WORK_ACTION_SET_STATS ( ( — work_action_set_name — , — member — ) ) ➤
```

The schema is SYSPROC.

Routine parameters

work_action_set_name

An input argument of type VARCHAR(128) that specifies the work action set to return statistics for. If the argument is null or an empty string, statistics are returned for all work action sets.

member

An input argument of type INTEGER that specifies a valid member number in the same instance as the currently connected database. Specify -1 for the current database member, or -2 for all active database members. If the null value is specified, -1 is set implicitly.

Information returned

Table 178. Information returned for MON_GET_WORK_ACTION_SET_STATS

Column name	Data type	Description
WORK_ACTION_SET_NAME	VARCHAR(128)	work_action_set_name - Work action set name monitor element
DBPARTITIONNUM	SMALLINT	dbpartitionnum - Database partition number monitor element
LAST_RESET	TIMESTAMP	last_reset - Last Reset Timestamp monitor element
WORK_CLASS_NAME	VARCHAR(128)	work_class_name - Work class name monitor element
ACT_TOTAL	BIGINT	act_total - Activities total monitor element
MEMBER	SMALLINT	member - Database member monitor element

Example

Assume that there are three work classes: ReadClass, WriteClass, and LoadClass. There is a work action associated with ReadClass and a work action associated with LoadClass, but there is no work action associated with WriteClass. On member 0, the number of activities currently running or queued are as follows:

- ReadClass class: eight
- WriteClass class: four
- LoadClass class: two
- Unassigned: three

```
SELECT SUBSTR(WORK_ACTION_SET_NAME,1,18) AS WORK_ACTION_SET_NAME,  
       SUBSTR(CHAR(MEMBER),1,4) AS MEMB,  
       SUBSTR(WORK_CLASS_NAME,1,15) AS WORK_CLASS_NAME,  
       LAST_RESET,  
       SUBSTR(CHAR(ACT_TOTAL),1,14) AS ACT_TOTAL  
FROM TABLE(MON_GET_WORK_ACTION_SET_STATS  
            (CAST(NULL AS VARCHAR(128)), -2)) AS WASSTATS  
ORDER BY WORK_ACTION_SET_NAME, WORK_CLASS_NAME, MEMB
```

Sample output is as follows. Because there is no work action associated with the WriteClass work class, the four activities to which it applies are counted in the artificial class denoted by an asterisk (*) in the output. The three activities that were not assigned to any work class are also included in the artificial class.

WORK_ACTION_SET_NAME	MEMB	WORK_CLASS_NAME	LAST_RESET	ACT_TOTAL
AdminActionSet	0	ReadClass	2005-11-25-18.52.49.343000	8
AdminActionSet	1	ReadClass	2005-11-25-18.52.50.478000	0
AdminActionSet	0	LoadClass	2005-11-25-18.52.49.343000	2
AdminActionSet	1	LoadClass	2005-11-25-18.52.50.478000	0
AdminActionSet	0	*	2005-11-25-18.52.49.343000	7
AdminActionSet	1	*	2005-11-25-18.52.50.478000	0

MON_INCREMENT_INTERVAL_ID procedure - increment the monitoring interval

The MON_INCREMENT_INTERVAL_ID procedure increments the monitoring interval by 1 and returns the new value in the output argument.

The current monitoring interval is indicated by the MON_INTERVAL_ID database global variable.

Authorization

One of the following authorities is required to execute the routine:

- EXECUTE privilege on the routine
- DATAACCESS authority
- DBADM authority
- SQLADM authority

Default PUBLIC privilege

None

Syntax

```
►► MON_INTERVAL_INCREMENT_ID — ( — new_id — ) ►►
```

The schema is SYSPROC.

Procedure parameters

new_id

An output argument of type BIGINT that returns the new monitoring interval.

Usage notes

As an autonomous procedure, MON_INCREMENT_INTERVAL_ID executes in its own transaction scope.

When the value of MON_INTERVAL_ID reaches the maximum BIGINT value, it is cycled back to 1.

Example

To increment the interval ID and return the new value in the argument. This example assumes that MY_ID is a previously created session global variable.

```
CALL SYSPROC.MON_INCREMENT_INTERVAL_ID(MY_ID)
```

MON_SAMPLE_SERVICE_CLASS_METRICS - Get sample service class metrics

The MON_SAMPLE_SERVICE_CLASS_METRICS table function reads system metrics for one or more service classes across one or more databases at two points in time: at the time the function is called and after a given amount of time has passed.

The function computes various statistics from these metrics.

Authorization

One of the following authorities is required to execute the routine:

- EXECUTE privilege on the routine
- DATAACCESS authority
- DBADM authority
- SQLADM authority

Default PUBLIC privilege

None

Syntax

```
►► MON_SAMPLE_SERVICE_CLASS_METRICS ( ( — hostname — , — db_name — , —  
    ► — service_superclass_name — , — service_subclass_name — , — sample_time — , —  
    ► — member — ) )
```

The schema is SYSPROC.

Table function parameters

hostname

An input argument of type VARCHAR(255) that specifies a fully qualified host name or an IP address of the node from which to generate the report. If the argument is NULL or an empty string, metrics are taken from all active databases in the instance.

db_name

An input argument of type VARCHAR(128) that specifies a valid database name in the same instance as the currently connected database when calling this function. The database must have a directory entry type of either "Indirect" or "Home", as returned by a LIST DATABASE DIRECTORY command. If the argument is NULL or an empty string, metrics are taken from all databases in the instance.

service_superclass_name

An input argument of type VARCHAR(128) that specifies a valid service superclass name in the currently connected database when calling this function. If the argument is NULL or an empty string, performance metrics are retrieved for all the superclasses in the instance whose database name satisfies the constraint imposed by the *db_name* parameter.

service_subclass_name

An input argument of type VARCHAR(128) that specifies a valid service subclass name in the currently connected database when calling this function. If the argument is NULL or an empty string, performance metrics are retrieved for all the subclasses in the instance whose database name and service superclass name satisfy the constraints imposed by the *db_name* and *service_superclass_name* parameters, respectively.

sample_time

The amount of time the function collects data before computing a result on that data. This value is measured in seconds and must be greater than or equal to 1.

member

An input argument of type INTEGER that specifies a valid member in the same instance as the currently connected database when calling this function. Specify -1 for the current database member, or -2 for all database members. If the NULL value is specified, -1 is set implicitly.

Information returned

Table 179. Information returned for MON_SAMPLE_SERVICE_CLASS_METRICS		
Column name	Data type	Description or corresponding monitor element
HOSTNAME	VARCHAR(255)	hostname - Host name monitor element
DB_NAME	VARCHAR(128)	db_name - Database name monitor element
SERVICE_SUPERCLASS_NAME	VARCHAR(128)	service_superclass_name - Service superclass name
SERVICE_SUBCLASS_NAME	VARCHAR(128)	service_subclass_name - Service subclass name

Table 179. Information returned for MON_SAMPLE_SERVICE_CLASS_METRICS (continued)

Column name	Data type	Description or corresponding monitor element
SERVICE_CLASS_ID	INTEGER	service_class_id - Service class ID
MEMBER	SMALLINT	member - Database member
UOW_THROUGHPUT	DOUBLE	uow_throughput - Unit of work throughput monitor element
UOW_LIFETIME_AVG	DOUBLE	uow_lifetime_avg - Unit of work lifetime average monitor element
UOW_COMPLETED_TOTAL	BIGINT	uow_completed_total - Total completed units of work monitor element
ACT_THROUGHPUT	DOUBLE	act_throughput - Activity throughput monitor element
ACT_COMPLETED_TOTAL	BIGINT	act_completed_total - Total completed activities
TOTAL_CPU_TIME	BIGINT	total_cpu_time - Total CPU time monitor element
TOTAL_DISP_RUN_QUEUE_TIME	BIGINT	total_disp_run_queue_time - Total dispatcher run queue time monitor element
CPU_SHARES	INTEGER	cpu_shares - WLM dispatcher CPU shares monitor element
CPU_SHARE_TYPE	VARCHAR(4)	cpu_share_type - WLM dispatcher CPU share type monitor element
CPU_LIMIT	SMALLINT	cpu_limit - WLM dispatcher CPU limit monitor element
ESTIMATED_CPU_ENTITLEMENT	DOUBLE	estimated_cpu_entitlement - Estimated CPU entitlement monitor element
CPU_UTILIZATION	DOUBLE	cpu_utilization - CPU utilization monitor element
CPU_VELOCITY	DOUBLE	cpu_velocity - CPU velocity monitor element
ADAPTIVE_SHARES_ENABLED	CHAR(1)	Reserved for future use.

Usage notes

The MON_SAMPLE_SERVICE_CLASS_METRICS table function returns one row of data for each service class in each active database, per member.

The MON_SAMPLE_SERVICE_CLASS_METRICS table function also returns an additional row of output for each active database, per member. These additional rows show the CPU entitlement and usage for each database as a whole. In the database rows, all fields are populated, except for the service class identifier columns, whose values are NULL:

- SERVICE_SUPERCLASS_NAME
- SERVICE_SUBCLASS_NAME
- SERVICE_CLASS_ID

The table function performs no aggregation across service classes (on a member), or across members (for a service class or more). However, aggregation can be achieved through SQL queries. The input parameters have the effect of being "ANDed" together. Therefore, if you specify conflicting input parameters (for example, a superclass named SUPA, and subclass named SUBB which is not a subclass of SUPA), then no rows are returned.

Example 1

Show the activity throughput and CPU velocity for a 30 second period for each service subclass across all partitions.

```
SELECT varchar(service_superclass_name,30) AS service_superclass,
       varchar(service_subclass_name,30) AS service_subclass,
       decimal(sum(act_throughput),10,2) AS act_throughput,
       decimal(sum(total_cpu_time) /
              (sum(total_cpu_time) +
               sum(total_disp_run_queue_time)),3,2) AS cpu_velocity
FROM TABLE(MON_SAMPLE_SERVICE_CLASS_METRICS
            (null, current server, '', '', 30, -2)) AS t
WHERE service_subclass_name IS NOT NULL
GROUP BY service_superclass_name, service_subclass_name
ORDER BY service_superclass_name, service_subclass_name
```

This an example of output from this query.

```
SERVICE_SUPERCLASS      SERVICE_SUBCLASS      ...
-----
SYSDEFAULTUSERCLASS     SYSDEFAULTSUBCLASS   ...
SYSDEFAULTMAINTENANCECLASS SYSDEFAULTSUBCLASS   ...
SYSDEFAULTSYSTEMCLASS   SYSDEFAULTSUBCLASS   ...

3 record(s) selected.
```

Output for query (continued).

```
... ACT_THROUGHPUT  CPU_VELOCITY
... -----
...          214.76          0.72
...           0              0
...           0              0
```

Example 2

Show the configured shares, the estimated CPU entitlement, and the actual CPU utilization for a 5 minute period, for each service class across all databases and partitions on the system.

```
SELECT varchar(db_name,18) AS db_name,
       varchar(service_superclass_name,30) AS service_superclass,
       varchar(service_subclass_name,30) AS service_subclass,
       cpu_shares,
       cpu_limit,
       decimal(estimated_cpu_entitlement, 9, 2) AS estimated_cpu_entitlement,
       decimal(cpu_utilization, 3, 2) AS cpu_utilization
FROM TABLE(MON_SAMPLE_SERVICE_CLASS_METRICS
            (null, null, '', '', 300, -2)) AS t
ORDER BY db_name, service_superclass_name, service_subclass_name, member
```

This an example of output from this query.

```
DB_NAME      SERVICE_SUPERCLASS      SERVICE_SUBCLASS      ...
-----
SAMPLE      SYSDEFAULTUSERCLASS     SYSDEFAULTSUBCLASS   ...
SAMPLE      SYSDEFAULTUSERCLASS     -                     ...
SAMPLE      SYSDEFAULTMAINTENANCECLASS SYSDEFAULTSUBCLASS   ...
SAMPLE      SYSDEFAULTMAINTENANCECLASS -                     ...
SAMPLE      SYSDEFAULTSYSTEMCLASS   SYSDEFAULTSUBCLASS   ...
```

SAMPLE	SYSDEFAULTSYSTEMCLASS	-	...
OTHER	SYSDEFAULTUSERCLASS	SYSDEFAULTSUBCLASS	...
OTHER	SYSDEFAULTUSERCLASS	-	...
OTHER	SYSDEFAULTMAINTENANCECLASS	SYSDEFAULTSUBCLASS	...
OTHER	SYSDEFAULTMAINTENANCECLASS	-	...
OTHER	SYSDEFAULTSYSTEMCLASS	SYSDEFAULTSUBCLASS	...
OTHER	SYSDEFAULTSYSTEMCLASS	-	...

12 record(s) selected.

Output for query (continued).

...	CPU_SHARES	CPU_LIMIT	ESTIMATED_CPU_ENTITLEMENT	CPU_UTILIZATION
...	1000	-	0.20	0.16
...	2000	70	0.20	0.16
...	1000	-	0.10	0.09
...	1000	-	0.10	0.09
...	-	-	-	0.10
...	-	-	-	0.10
...	1000	-	0.50	0.45
...	5000	70	0.50	0.45
...	1000	-	0.20	0.11
...	2000	-	0.20	0.11
...	-	-	-	0.09
...	-	-	-	0.09

MON_SAMPLE_WORKLOAD_METRICS - Get sample

The MON_SAMPLE_WORKLOAD_METRICS table function reads system metrics for one or more workloads across one or more databases at two points in time: at the time the function is called and after a given amount of time has passed.

The function computes various statistics from these metrics.

Authorization

One of the following authorities is required to execute the routine:

- EXECUTE privilege on the routine
- DATAACCESS authority
- DBADM authority
- SQLADM authority

Default PUBLIC privilege

None

Syntax

```

▶▶ MON_SAMPLE_SERVICE_CLASS_METRICS ( ( — hostname — , — db_name — , —
    — workload_name — , — sample_time — , — member — ) )▶▶

```

The schema is SYSPROC.

Table function parameters

hostname

An input argument of type VARCHAR(255) that specifies a fully qualified host name or an IP address of the node from which to generate the report. If the argument is NULL or an empty string, metrics are taken from all nodes in the instance.

db_name

An input argument of type VARCHAR(128) that specifies a valid database name in the same instance as the currently connected database when calling this function. The database must have a directory

entry type of either "Indirect" or "Home", as returned by a LIST DATABASE DIRECTORY command. If the argument is NULL or an empty string, metrics are taken from all active databases in the instance.

workload_name

An input argument of type VARCHAR(128) that specifies a specific workload for which the metrics are to be returned. If the argument is NULL or an empty string, metrics are returned for all workloads in the instance whose database name satisfies the constraint imposed by the db_name parameter.

sample_time

The amount of time the function collects data before computing a result on that data. This value is measured in seconds and must be greater than or equal to 1.

member

An input argument of type INTEGER that specifies a valid member in the same instance as the currently connected database when calling this function. Specify -1 for the current database member, or -2 for all database members. If the NULL value is specified, -1 is set implicitly.

Information returned

<i>Table 180. Information returned from MON_SAMPLE_WORKLOAD_METRICS</i>		
Column name	Data type	Description or corresponding monitor element
HOSTNAME	VARCHAR(255)	hostname - Host name monitor element
DB_NAME	VARCHAR(128)	db_name - Database name monitor element
WORKLOAD_NAME	VARCHAR(128)	workload_name - Workload name monitor element
WORKLOAD_ID	INTEGER	workload_id - Workload ID monitor element
MEMBER	SMALLINT	member - Database member
UOW_THROUGHPUT	DOUBLE	uow_throughput - Unit of work throughput monitor element
UOW_LIFETIME_AVG	DOUBLE	uow_lifetime_avg - Unit of work lifetime average monitor element
UOW_COMPLETED_TOTAL	BIGINT	uow_completed_total - Total completed units of work monitor element
TOTAL_CPU_TIME	BIGINT	total_cpu_time - Total CPU time monitor element
TOTAL_DISP_RUN_QUEUE_TIME	BIGINT	total_disp_run_queue_time - Total dispatcher run queue time monitor element
ACT_THROUGHPUT	DOUBLE	act_throughput - Activity throughput monitor element
ACT_COMPLETED_TOTAL	BIGINT	act_completed_total - Total completed activities
CPU_UTILIZATION	DOUBLE	cpu_utilization - CPU utilization monitor element
CPU_VELOCITY	DOUBLE	cpu_velocity - CPU velocity monitor element

Usage notes

The MON_SAMPLE_WORKLOAD_METRICS table function returns one row of data per workload and per member for each database. The table function performs no aggregation across workloads (on a member), or across members (for a workload or more). However, aggregation can be achieved through SQL queries.

Example

Display the unit of work (UOW) throughput, activity throughput, and average CPU utilization for a 30 second period, for each workload and across all partitions.

```
SELECT varchar(workload_name,30) AS workload_name,  
       decimal(sum(uow_throughput),10,2) AS uow_throughput,  
       decimal(sum(act_throughput),10,2) AS act_throughput,  
       decimal(sum(cpu_utilization),3,2) AS cpu_utilization  
FROM TABLE(MON_SAMPLE_WORKLOAD_METRICS  
            (null, current server, '',30,-2)) AS t  
GROUP BY workload_name  
ORDER BY workload_name
```

This an example of output from this query.

```
WORKLOAD_NAME          UOW_THROUGHPUT          ...  
-----  
SYSDEFAULTUSERWORKLOAD      124.43 ...  
SYSDEFAULTADMWORKLOAD      0 ...  
  
2 record(s) selected.
```

Output for query (continued).

```
... ACT_THROUGHPUT  CPU_UTILIZATION  
... -----  
...          214.76          0.89  
...          0          0
```


Chapter 2. WebSphere MQ routines

This grouping of routines and views can be used to interact with messages in an IBM WebSphere® MQ (formerly known as IBM MQSeries®) environment.

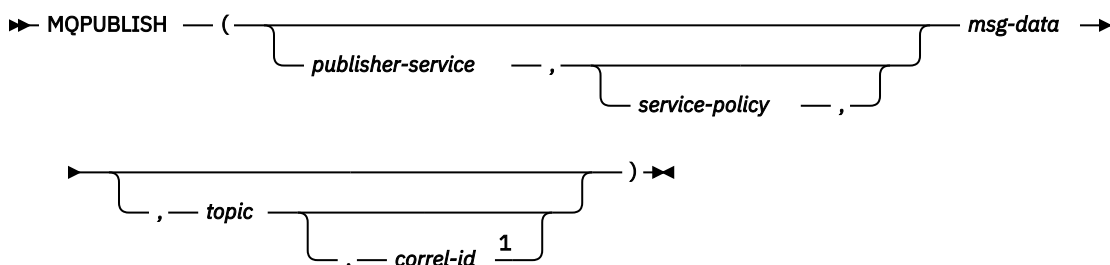
MQPUBLISH

The MQPUBLISH function publishes data to MQSeries. For more details, visit the [IBM MQ product page](#).

The MQPUBLISH function publishes the data contained in *msg-data* to the MQSeries publisher specified in *publisher-service*, and using the quality of service policy defined by *service-policy*. An optional topic for the message can be specified, and an optional user-defined message correlation identifier can also be specified.

The data type of the result is VARCHAR(1). The result of the function is '1' if successful or '0' if unsuccessful.

Syntax



Notes:

¹ The *correl-id* cannot be specified unless a *service* and a *policy* are also specified.

The schema is DB2MQ for non-transactional message queuing functions, and DB2MQ1C for one-phase commit transactional MQ functions.

Function parameters

publisher-service

A string containing the logical MQSeries destination where the message is to be sent. If specified, the *publisher-service* must refer to a publisher Service Point defined in the DB2MQ.MQPUBSUB table that has a type value of 'P' for publisher service. If *publisher-service* is not specified, the DB2.DEFAULT.PUBLISHER will be used. The maximum size of *publisher-service* is 48 bytes.

service-policy

A string containing the MQSeries Service Policy to be used in handling of this message. If specified, the *service-policy* must refer to a Policy defined in the DB2MQ.MQPOLICY table. A Service Policy defines a set of quality of service options that should be applied to this messaging operation. These options include message priority and message persistence. If *service-policy* is not specified, the default DB2.DEFAULT.POLICY will be used. The maximum size of *service-policy* is 48 bytes.

msg-data

A string expression containing the data to be sent via MQSeries. The maximum size for a VARCHAR string expression is 32 000 bytes and the maximum size for a CLOB string expression is 1M bytes.

topic

A string expression containing the topic for the message publication. If no topic is specified, none will be associated with the message. The maximum size of *topic* is 40 bytes. Multiple topics can be specified in one string (up to 40 characters long). Each topic must be separated by a colon. For example, "t1:t2:the third topic" indicates that the message is associated with all three topics: t1, t2, and "the third topic".

correl-id

An optional string expression containing a correlation identifier to be associated with this message. The *correl-id* is often specified in request and reply scenarios to associate requests with replies. If not specified, no correlation ID will be added to the message. The maximum size of *correl-id* is 24 bytes.

Authorization

One of the following authorities is required to execute the function:

- EXECUTE privilege on the function
- DATAACCESS authority
- DBADM authority
- SQLADM authority

Default PUBLIC privilege

In a non-restrictive database, EXECUTE privilege is granted to PUBLIC when the function is automatically created.

Examples

Example 1: This example publishes the string "Testing 123" to the default publisher service (DB2.DEFAULT.PUBLISHER) using the default policy (DB2.DEFAULT.POLICY). No correlation identifier or topic is specified for the message.

```
VALUES MQPUBLISH('Testing 123')
```

Example 2: This example publishes the string "Testing 345" to the publisher service "MYPUBLISHER" under the topic "TESTS". The default policy is used and no correlation identifier is specified.

```
VALUES MQPUBLISH('MYPUBLISHER', 'Testing 345', 'TESTS')
```

Example 3: This example publishes the string "Testing 678" to the publisher service "MYPUBLISHER" using the policy "MYPOLICY" with a correlation identifier of "TEST1". The message is published with topic "TESTS".

```
VALUES MQPUBLISH('MYPUBLISHER', 'MYPOLICY', 'Testing 678', 'TESTS', 'TEST1')
```

Example 4: This example publishes the string "Testing 901" to the publisher service "MYPUBLISHER" under the topic "TESTS" using the default policy (DB2.DEFAULT.POLICY) and no correlation identifier.

```
VALUES MQPUBLISH('Testing 901', 'TESTS')
```

MQREAD

The MQREAD function returns a message from the MQSeries location specified by *receive-service*, using the quality of service policy defined in *service-policy*. Executing this operation does not remove the message from the queue associated with *receive-service*, but instead returns the message at the head of the queue.

The data type of the result is VARCHAR (32000). If no messages are available to be returned, the result is the null value.

Syntax

```
➔ MQREAD ( ( receive-service , service-policy ) ) ➔
```


The schema is DB2MQ for non-transactional message queuing functions, and DB2MQ1C for one-phase commit transactional MQ functions.

Function parameters

receive-service

A string containing the logical MQSeries destination from where the message is to be received. If specified, the *receive-service* must refer to a Service Point defined in the DB2MQ.MQSERVICE table. A service point is a logical end-point from where a message is sent or received. Service points definitions include the name of the MQSeries Queue Manager and Queue. If *receive-service* is not specified, then the DB2.DEFAULT.SERVICE will be used. The maximum size of *receive-service* is 48 bytes.

service-policy

A string containing the MQSeries Service Policy used in handling this message. If specified, the *service-policy* must refer to a Policy defined in the DB2MQ.MQPOLICY table. A Service Policy defines a set of quality of service options that should be applied to this messaging operation. These options include message priority and message persistence. If *service-policy* is not specified, then the default DB2.DEFAULT.POLICY will be used. The maximum size of *service-policy* is 48 bytes.

Authorization

One of the following authorities is required to execute the function:

- EXECUTE privilege on the function
- DATAACCESS authority
- DBADM authority
- SQLADM authority

Default PUBLIC privilege

In a non-restrictive database, EXECUTE privilege is granted to PUBLIC when the function is automatically created.

Examples

Example 1: This example reads the message at the head of the queue specified by the default service (DB2.DEFAULT.SERVICE), using the default policy (DB2.DEFAULT.POLICY).

```
VALUES MQREAD()
```

Example 2: This example reads the message at the head of the queue specified by the service "MYSERVICE" using the default policy (DB2.DEFAULT.POLICY).

```
VALUES MQREAD('MYSERVICE')
```

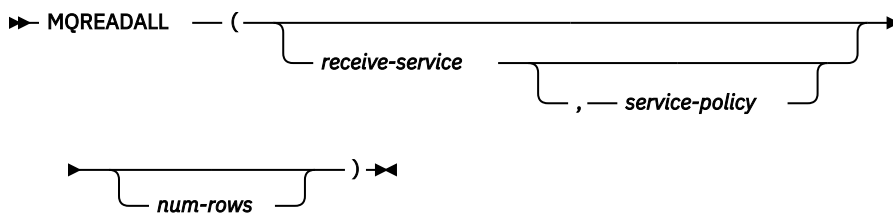
Example 3: This example reads the message at the head of the queue specified by the service "MYSERVICE", and using the policy "MYPOLICY".

```
VALUES MQREAD('MYSERVICE', 'MYPOLICY')
```

MQREADALL

The MQREADALL table function returns a table containing the messages and message metadata from the MQSeries location specified by *receive-service*, using the quality of service policy *service-policy*. Performing this operation does not remove the messages from the queue associated with *receive-service*.

Syntax



The schema is DB2MQ for non-transactional message queuing functions, and DB2MQ1C for one-phase commit transactional MQ functions.

Table function parameters

receive-service

A string containing the logical MQSeries destination from which the message is read. If specified, the *receive-service* must refer to a service point defined in the DB2MQ.MQSERVICE table. A service point is a logical end-point from which a message is sent or received. Service point definitions include the name of the MQSeries Queue Manager and Queue. If *receive-service* is not specified, then the DB2.DEFAULT.SERVICE will be used. The maximum size of *receive-service* is 48 bytes.

service-policy

A string containing the MQSeries Service Policy used in the handling of this message. If specified, the *service-policy* refers to a Policy defined in the DB2MQ.MQPOLICY table. A service policy defines a set of quality of service options that should be applied to this messaging operation. These options include message priority and message persistence. If *service-policy* is not specified, then the default DB2.DEFAULT.POLICY will be used. The maximum size of *service-policy* is 48 bytes.

num-rows

A positive integer containing the maximum number of messages to be returned by the function.

If *num-rows* is specified, then a maximum of *num-rows* messages will be returned. If *num-rows* is not specified, then all available messages will be returned.

Authorization

One of the following authorities is required to execute the function:

- EXECUTE privilege on the function
- DATAACCESS authority
- DBADM authority
- SQLADM authority

Default PUBLIC privilege

In a non-restrictive database, EXECUTE privilege is granted to PUBLIC when the function is automatically created.

Examples

Example 1: This example receives all the messages from the queue specified by the default service (DB2.DEFAULT.SERVICE), using the default policy (DB2.DEFAULT.POLICY). The messages and all the metadata are returned as a table.

```
SELECT * FROM table (MQREADALL()) AS T
```

Example 2: This example receives all the messages from the head of the queue specified by the service MYSERVICE, using the default policy (DB2.DEFAULT.POLICY). Only the MSG and CORRELID columns are returned.

```
SELECT T.MSG, T.CORRELID FROM table (MQREADALL('MYSERVICE')) AS T
```

Example 3: This example reads the head of the queue specified by the default service (DB2.DEFAULT.SERVICE), using the default policy (DB2.DEFAULT.POLICY). Only messages with a CORRELID of '1234' are returned. All columns are returned.

```
SELECT * FROM table (MQREADALL()) AS T WHERE T.CORRELID = '1234'
```

Example 4: This example receives the first 10 messages from the head of the queue specified by the default service (DB2.DEFAULT.SERVICE), using the default policy (DB2.DEFAULT.POLICY). All columns are returned.

```
SELECT * FROM table (MQREADALL(10)) AS T
```


Information returned

Table 181. Information returned by the MQREADALL table function		
Column name	Data type	Description
MSG	VARCHAR(32000)	Contains the contents of the MQSeries message.
CORRELID	VARCHAR(24)	Contains a correlation ID that can be used to identify messages. You can select a message from the queue using this identifier. In the case of a request and response scenario, the correlation ID enables you to associate a response with a particular request.
TOPIC	VARCHAR(40)	Contains the topic with which the message was published, if available.
QNAME	VARCHAR(48)	Contains the name of the queue where the message was received.
MSGID	CHAR(24)	Contains the assigned unique MQSeries identifier for this message.
MSGFORMAT	VARCHAR(8)	Contains the format of the message, as defined by MQSeries. Typical strings have an MQSTR format.

MQREADALLCLOB

The MQREADALLCLOB table function returns a table containing the messages and message metadata from the MQSeries location specified by *receive-service*, using the quality of service policy *service-policy*. Performing this operation does not remove the messages from the queue associated with *receive-service*.

Syntax



The schema is DB2MQ.

Table function parameters

receive-service

A string containing the logical MQSeries destination from which the message is read. If specified, the *receive-service* must refer to a service point defined in the DB2MQ.MQSERVICE table. A service point is a logical end-point from which a message is sent or received. Service point definitions include the name of the MQSeries Queue Manager and Queue. If *receive-service* is not specified, then the DB2.DEFAULT.SERVICE will be used. The maximum size of *receive-service* is 48 bytes.

service-policy

A string containing the MQSeries Service Policy used in the handling of this message. If specified, the *service-policy* refers to a Policy defined in the DB2MQ.MQPOLICY table. A service policy defines a set of quality of service options that should be applied to this messaging operation. These options include message priority and message persistence. If *service-policy* is not specified, then the default DB2.DEFAULT.POLICY will be used. The maximum size of *service-policy* is 48 bytes.

num-rows

A positive integer containing the maximum number of messages to be returned by the function.

If *num-rows* is specified, then a maximum of *num-rows* messages will be returned. If *num-rows* is not specified, then all available messages will be returned.

Authorization

One of the following authorities is required to execute the function:

- EXECUTE privilege on the function
- DATAACCESS authority
- DBADM authority
- SQLADM authority

Default PUBLIC privilege

In a non-restrictive database, EXECUTE privilege is granted to PUBLIC when the function is automatically created.

Examples

Example 1: This example receives all the messages from the queue specified by the default service (DB2.DEFAULT.SERVICE), using the default policy (DB2.DEFAULT.POLICY). The messages and all the metadata are returned as a table.

```
SELECT * FROM table (MQREADALLCLOB()) AS T
```

Example 2: This example receives all the messages from the head of the queue specified by the service MYSERVICE, using the default policy (DB2.DEFAULT.POLICY). Only the MSG and CORRELID columns are returned.

```
SELECT T.MSG, T.CORRELID FROM table (MQREADALLCLOB('MYSERVICE')) AS T
```

Example 3: This example reads the head of the queue specified by the default service (DB2.DEFAULT.SERVICE), using the default policy (DB2.DEFAULT.POLICY). Only messages with a CORRELID of '1234' are returned. All columns are returned.

```
SELECT * FROM table (MQREADALLCLOB()) AS T WHERE T.CORRELID = '1234'
```

Example 4: This example receives the first 10 messages from the head of the queue specified by the default service (DB2.DEFAULT.SERVICE), using the default policy (DB2.DEFAULT.POLICY). All columns are returned.

```
SELECT * FROM table (MQREADALLCLOB(10)) AS T
```

Information returned

<i>Table 182. Information returned by the MQREADALLCLOB table function</i>		
Column name	Data type	Description
MSG	CLOB(1M)	Contains the contents of the MQSeries message.
CORRELID	VARCHAR(24)	Contains a correlation ID that can be used to identify messages. You can select a message from the queue using this identifier. In the case of a request and response scenario, the correlation ID enables you to associate a response with a particular request.
TOPIC	VARCHAR(40)	Contains the topic with which the message was published, if available.
QNAME	VARCHAR(48)	Contains the name of the queue where the message was received.
MSGID	CHAR(24)	Contains the assigned unique MQSeries identifier for this message.
MSGFORMAT	VARCHAR(8)	Contains the format of the message, as defined by MQSeries. Typical strings have an MQSTR format.

MQREADCLOB

The MQREADCLOB function returns a message from the MQSeries location specified by *receive-service*, using the quality of service policy defined in *service-policy*. Executing this operation does not remove the message from the queue associated with *receive-service*, but instead returns the message at the head of the queue.

The data type of the result is CLOB(1M). If no messages are available to be returned, the result is the null value.

Syntax

➤ MQREADCLOB (*receive-service* , *service-policy*) ➤

The schema is DB2MQ.

Function parameters

receive-service

A string containing the logical MQSeries destination from where the message is to be received. If specified, the *receive-service* must refer to a Service Point defined in the DB2MQ.MQSERVICE table. A service point is a logical end-point from where a message is sent or received. Service points definitions include the name of the MQSeries Queue Manager and Queue. If *receive-service* is not specified, then the DB2.DEFAULT.SERVICE will be used. The maximum size of *receive-service* is 48 bytes.

service-policy

A string containing the MQSeries Service Policy used in handling this message. If specified, the *service-policy* must refer to a Policy defined in the DB2MQ.MQPOLICY table. A Service Policy defines a set of quality of service options that should be applied to this messaging operation. These options include message priority and message persistence. If *service-policy* is not specified, then the default DB2.DEFAULT.POLICY will be used. The maximum size of *service-policy* is 48 bytes.

Authorization

One of the following authorities is required to execute the function:

- EXECUTE privilege on the function
- DATAACCESS authority
- DBADM authority
- SQLADM authority

Default PUBLIC privilege

In a non-restrictive database, EXECUTE privilege is granted to PUBLIC when the function is automatically created.

Examples

Example 1: This example reads the message at the head of the queue specified by the default service (DB2.DEFAULT.SERVICE), using the default policy (DB2.DEFAULT.POLICY).

```
VALUES MQREADCLOB()
```

Example 2: This example reads the message at the head of the queue specified by the service "MYSERVICE" using the default policy (DB2.DEFAULT.POLICY).

```
VALUES MQREADCLOB('MYSERVICE')
```

Example 3: This example reads the message at the head of the queue specified by the service "MYSERVICE", and using the policy "MYPOLICY".

```
VALUES MQREADCLOB('MYSERVICE', 'MYPOLICY')
```

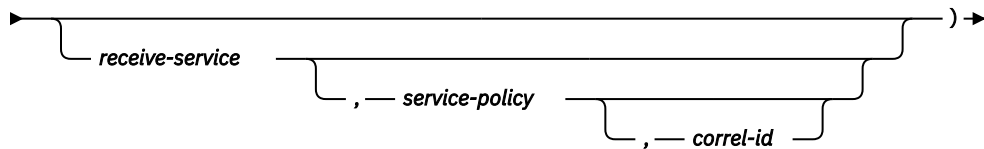
MQRECEIVE

The MQRECEIVE function returns a message from the MQSeries location specified by *receive-service*, using the quality of service policy *service-policy*. Performing this operation removes the message from the queue associated with *receive-service*. If the *correl-id* is specified, then the first message with a matching correlation identifier will be returned. If *correl-id* is not specified, then the message at the head of the queue will be returned.

The data type of the result is VARCHAR (32000). If no messages are available to be returned, the result is the null value.

Syntax

➤ MQRECEIVE — (→



The schema is DB2MQ for non-transactional message queuing functions, and DB2MQ1C for one-phase commit transactional MQ functions.

Function parameters

receive-service

A string containing the logical MQSeries destination from which the message is received. If specified, the *receive-service* must refer to a Service Point defined in the DB2MQ.MQSERVICE table. A service point is a logical end-point from which a message is sent or received. Service points definitions include the name of the MQSeries Queue Manager and Queue. If *receive-service* is not specified, the DB2.DEFAULT.SERVICE is used. The maximum size of *receive-service* is 48 bytes.

service-policy

A string containing the MQSeries Service Policy to be used in the handling of this message. If specified, *service-policy* must refer to a policy defined in the DB2MQ.MQPOLICY table. A service policy defines a set of quality of service options that should be applied to this messaging operation. These options include message priority and message persistence. If *service-policy* is not specified, the default DB2.DEFAULT.POLICY is used. The maximum size of *service-policy* is 48 bytes.

correl-id

A string containing an optional correlation identifier to be associated with this message. The *correl-id* is often specified in request and reply scenarios to associate requests with replies. If not specified, no correlation id will be specified. The maximum size of *correl-id* is 24 bytes.

Authorization

One of the following authorities is required to execute the function:

- EXECUTE privilege on the function
- DATAACCESS authority
- DBADM authority
- SQLADM authority

Default PUBLIC privilege

In a non-restrictive database, EXECUTE privilege is granted to PUBLIC when the function is automatically created.

Examples

Example 1: This example receives the message at the head of the queue specified by the default service (DB2.DEFAULT.SERVICE), using the default policy (DB2.DEFAULT.POLICY).

```
VALUES MQRECEIVE()
```

Example 2: This example receives the message at the head of the queue specified by the service "MYSERVICE" using the default policy (DB2.DEFAULT.POLICY).

```
VALUES MQRECEIVE('MYSERVICE')
```

Example 3: This example receives the message at the head of the queue specified by the service "MYSERVICE" using the policy "MYPOLICY".

```
VALUES MQRECEIVE('MYSERVICE', 'MYPOLICY')
```

Example 4: This example receives the first message with a correlation id that matches '1234' from the head of the queue specified by the service "MYSERVICE" using the policy "MYPOLICY".

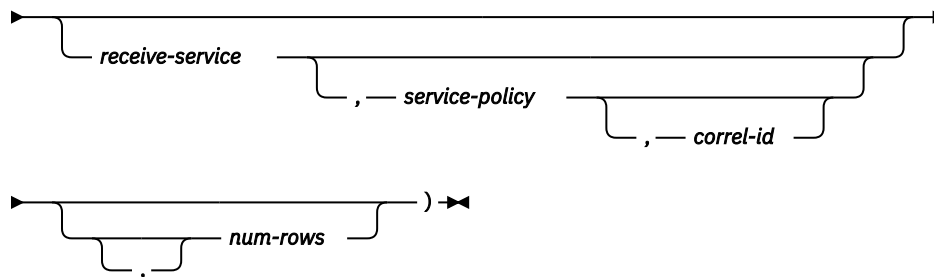
```
VALUES MQRECEIVE('MYSERVICE', 'MYPOLICY', '1234')
```

MQRECEIVEALL

The MQRECEIVEALL table function returns a table containing the messages and message metadata from the MQSeries location specified by *receive-service*, using the quality of service policy *service-policy*. Performing this operation removes the messages from the queue associated with *receive-service*.

Syntax

►► MQRECEIVEALL — (→



The schema is DB2MQ for non-transactional message queuing functions, and DB2MQ1C for one-phase commit transactional MQ functions.

Table function parameters

receive-service

A string containing the logical MQSeries destination from which the message is received. If specified, the *receive-service* must refer to a service point defined in the DB2MQ.MQSERVICE table. A service point is a logical end-point from which a message is sent or received. Service point definitions include the name of the MQSeries Queue Manager and Queue. If *receive-service* is not specified, then the DB2.DEFAULT.SERVICE will be used. The maximum size of *receive-service* is 48 bytes.

service-policy

A string containing the MQSeries Service Policy used in the handling of this message. If specified, the *service-policy* refers to a Policy defined in the DB2MQ.MQPOLICY table. A service policy defines a set of quality of service options that should be applied to this messaging operation. These options include message priority and message persistence. If *service-policy* is not specified, then the default DB2.DEFAULT.POLICY will be used. The maximum size of *service-policy* is 48 bytes.

correl-id

An optional string containing a correlation identifier associated with this message. The *correl-id* is often specified in request and reply scenarios to associate requests with replies. If not specified, no correlation id is specified. The maximum size of *correl-id* is 24 bytes.

If a *correl-id* is specified, all the messages with a matching correlation identifier are returned and removed from the queue. If *correl-id* is not specified, the message at the head of the queue is returned.

num-rows

A positive integer containing the maximum number of messages to be returned by the function.

If *num-rows* is specified, then a maximum of *num-rows* messages will be returned. If *num-rows* is not specified, then all available messages will be returned.

Authorization

One of the following authorities is required to execute the function:

- EXECUTE privilege on the function
- DATAACCESS authority
- DBADM authority
- SQLADM authority

Default PUBLIC privilege

In a non-restrictive database, EXECUTE privilege is granted to PUBLIC when the function is automatically created.

Examples

Example 1: This example receives all the messages from the queue specified by the default service (DB2.DEFAULT.SERVICE), using the default policy (DB2.DEFAULT.POLICY). The messages and all the metadata are returned as a table.

```
SELECT * FROM table (MQRECEIVEALL()) AS T
```

Example 2: This example receives all the messages from the head of the queue specified by the service MYSERVICE, using the default policy (DB2.DEFAULT.POLICY). Only the MSG and CORRELID columns are returned.

```
SELECT T.MSG, T.CORRELID FROM table (MQRECEIVEALL('MYSERVICE')) AS T
```

Example 3: This example receives all of the message from the head of the queue specified by the service "MYSERVICE", using the policy "MYPOLICY". Only messages with a CORRELID of '1234' are returned. Only the MSG and CORRELID columns are returned.

```
SELECT T.MSG, T.CORRELID FROM table  
(MQRECEIVEALL('MYSERVICE', 'MYPOLICY', '1234')) AS T
```

Example 4: This example receives the first 10 messages from the head of the queue specified by the default service (DB2.DEFAULT.SERVICE), using the default policy (DB2.DEFAULT.POLICY). All columns are returned.

```
SELECT * FROM table (MQRECEIVEALL(10)) AS T
```

Information returned

Table 183. Information returned by the MQRECEIVEALL table function

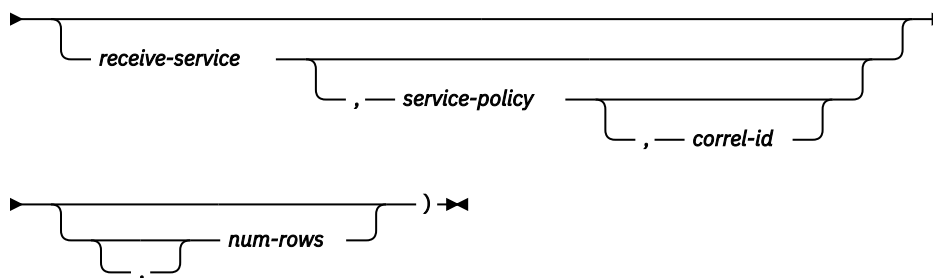
Column name	Data type	Description
MSG	VARCHAR(32000)	Contains the contents of the MQSeries message.
CORRELID	VARCHAR(24)	Contains a correlation ID that can be used to identify messages. You can select a message from the queue using this identifier. In the case of a request and response scenario, the correlation ID enables you to associate a response with a particular request.
TOPIC	VARCHAR(40)	Contains the topic with which the message was published, if available.
QNAME	VARCHAR(48)	Contains the name of the queue where the message was received.
MSGID	CHAR(24)	Contains the assigned unique MQSeries identifier for this message.
MSGFORMAT	VARCHAR(8)	Contains the format of the message, as defined by MQSeries. Typical strings have an MQSTR format.

MQRECEIVEALLCLOB

The MQRECEIVEALLCLOB table function returns a table containing the messages and message metadata from the MQSeries location specified by *receive-service*, using the quality of service policy *service-policy*. Performing this operation removes the messages from the queue associated with *receive-service*.

Syntax

►► MQRECEIVEALLCLOB — (→



The schema is DB2MQ.

Table function parameters

receive-service

A string containing the logical MQSeries destination from which the message is received. If specified, the *receive-service* must refer to a service point defined in the DB2MQ.MQSERVICE table. A service point is a logical end-point from which a message is sent or received. Service point definitions include the name of the MQSeries Queue Manager and Queue. If *receive-service* is not specified, then the DB2.DEFAULT.SERVICE will be used. The maximum size of *receive-service* is 48 bytes.

service-policy

A string containing the MQSeries Service Policy used in the handling of this message. If specified, the *service-policy* refers to a Policy defined in the DB2MQ.MQPOLICY table. A service policy defines a set of quality of service options that should be applied to this messaging operation. These options include message priority and message persistence. If *service-policy* is not specified, then the default DB2.DEFAULT.POLICY will be used. The maximum size of *service-policy* is 48 bytes.

correl-id

An optional string containing a correlation identifier associated with this message. The *correl-id* is often specified in request and reply scenarios to associate requests with replies. If not specified, no correlation id is specified. The maximum size of *correl-id* is 24 bytes.

If a *correl-id* is specified, then only those messages with a matching correlation identifier will be returned. If *correl-id* is not specified, then the message at the head of the queue will be returned.

num-rows

A positive integer containing the maximum number of messages to be returned by the function.

If *num-rows* is specified, then a maximum of *num-rows* messages will be returned. If *num-rows* is not specified, then all available messages are returned.

Authorization

One of the following authorities is required to execute the function:

- EXECUTE privilege on the function
- DATAACCESS authority
- DBADM authority
- SQLADM authority

Default PUBLIC privilege

In a non-restrictive database, EXECUTE privilege is granted to PUBLIC when the function is automatically created.

Examples

Example 1: This example receives all the messages from the queue specified by the default service (DB2.DEFAULT.SERVICE), using the default policy (DB2.DEFAULT.POLICY). The messages and all the metadata are returned as a table.

```
SELECT * FROM table (MQRECEIVEALLCLOB()) AS T
```

Example 2: This example receives all the messages from the head of the queue specified by the service MYSERVICE, using the default policy (DB2.DEFAULT.POLICY). Only the MSG and CORRELID columns are returned.

```
SELECT T.MSG, T.CORRELID  
FROM table (MQRECEIVEALLCLOB('MYSERVICE')) AS T
```

Example 3: This example receives all of the message from the head of the queue specified by the service "MYSERVICE", using the policy "MYPOLICY". Only messages with a CORRELID of '1234' are returned. Only the MSG and CORRELID columns are returned.

```
SELECT T.MSG, T.CORRELID
FROM table (MQRECEIVEALLCLOB('MYSERVICE', 'MYPOLICY', '1234')) AS T
```

Example 4: This example receives the first 10 messages from the head of the queue specified by the default service (DB2.DEFAULT.SERVICE), using the default policy (DB2.DEFAULT.POLICY). All columns are returned.

```
SELECT * FROM table (MQRECEIVEALLCLOB(10)) AS T
```

Information returned

Table 184. Information returned by the MQRECEIVEALLCLOB table function

Column name	Data type	Description
MSG	CLOB(1M)	Contains the contents of the MQSeries message.
CORRELID	VARCHAR(24)	Contains a correlation ID that can be used to identify messages. You can select a message from the queue using this identifier. In the case of a request and response scenario, the correlation ID enables you to associate a response with a particular request.
TOPIC	VARCHAR(40)	Contains the topic with which the message was published, if available.
QNAME	VARCHAR(48)	Contains the name of the queue where the message was received.
MSGID	CHAR(24)	Contains the assigned unique MQSeries identifier for this message.
MSGFORMAT	VARCHAR(8)	Contains the format of the message, as defined by MQSeries. Typical strings have an MQSTR format.


MQRECEIVECLOB

The MQRECEIVECLOB function returns a message from the MQSeries location specified by *receive-service*, using the quality of service policy *service-policy*. Performing this operation removes the message from the queue associated with *receive-service*. If the *correl-id* is specified, the first message with a matching correlation identifier will be returned. If *correl-id* is not specified, the message at the head of the queue will be returned.

The data type of the result is CLOB(1M). If no messages are available to be returned, the result is the null value.

Syntax

►► MQRECEIVECLOB — (→



The schema is DB2MQ.

Function parameters

receive-service

A string containing the logical MQSeries destination from which the message is received. If specified, the *receive-service* must refer to a Service Point defined in the DB2MQ.MQSERVICE table. A service point is a logical end-point from which a message is sent or received. Service points definitions include the name of the MQSeries Queue Manager and Queue. If *receive-service* is not specified, the DB2.DEFAULT.SERVICE is used. The maximum size of *receive-service* is 48 bytes.

service-policy

A string containing the MQSeries Service Policy to be used in the handling of this message. If specified, the *service-policy* must refer to a policy defined in the DB2MQ.MQPOLICY table. A service policy defines a set of quality of service options that should be applied to this messaging operation. These options include message priority and message persistence. If *service-policy* is not specified, the default DB2.DEFAULT.POLICY is used. The maximum size of *service-policy* is 48 bytes.

correl-id

A string containing an optional correlation identifier to be associated with this message. The *correl-id* is often specified in request and reply scenarios to associate requests with replies. If not specified, no correlation id will be used. The maximum size of *correl-id* is 24 bytes.

Authorization

One of the following authorities is required to execute the function:

- EXECUTE privilege on the function
- DATAACCESS authority
- DBADM authority
- SQLADM authority

Default PUBLIC privilege

In a non-restrictive database, EXECUTE privilege is granted to PUBLIC when the function is automatically created.

Examples

Example 1: This example receives the message at the head of the queue specified by the default service (DB2.DEFAULT.SERVICE), using the default policy (DB2.DEFAULT.POLICY).

```
VALUES MQRECEIVECLOB ( )
```

Example 2: This example receives the message at the head of the queue specified by the service "MYSERVICE" using the default policy (DB2.DEFAULT.POLICY).

```
VALUES MQRECEIVECLOB ( 'MYSERVICE' )
```

Example 3: This example receives the message at the head of the queue specified by the service "MYSERVICE" using the policy "MYPOLICY".

```
VALUES MQRECEIVECLOB('MYSERVICE', 'MYPOLICY')
```

Example 4: This example receives the first message with a correlation ID that matches '1234' from the head of the queue specified by the service "MYSERVICE" using the policy "MYPOLICY".

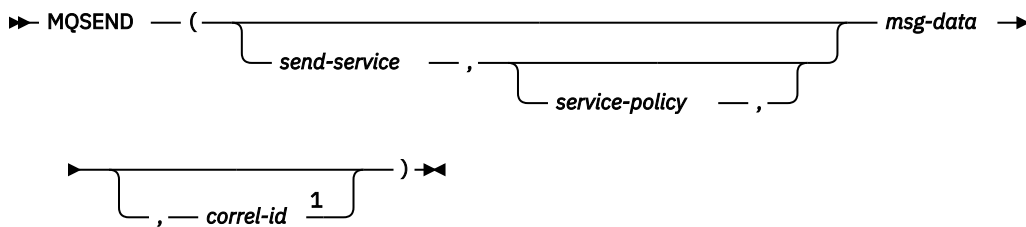
```
VALUES MQRECEIVECLOB('MYSERVICE', 'MYPOLICY', '1234')
```

MQSEND

The MQSEND function sends the data contained in *msg-data* to the MQSeries location specified by *send-service*, using the quality of service policy defined by *service-policy*. An optional user-defined message correlation identifier can be specified using *correl-id*.

The data type of the result is VARCHAR(1). The result of the function is '1' if successful or '0' if unsuccessful.

Syntax



Notes:

¹ The *correl-id* cannot be specified unless a *service* and a *policy* are also specified.

The schema is DB2MQ for non-transactional message queuing functions, and DB2MQ1C for one-phase commit transactional MQ functions.

Function parameters

msg-data

A string expression containing the data to be sent via MQSeries. The maximum size for a VARCHAR string expression is 32 000 bytes and the maximum size for a CLOB string expression is 1M bytes.

send-service

A string containing the logical MQSeries destination where the message is to be sent. If specified, the *send-service* refers to a service point defined in the DB2MQ.MQSERVICE table. A service point is a logical end-point from which a message may be sent or received. Service point definitions include the name of the MQSeries Queue Manager and Queue. If *send-service* is not specified, the value of DB2.DEFAULT.SERVICE is used. The maximum size of *send-service* is 48 bytes.

service-policy

A string containing the MQSeries Service Policy used in handling of this message. If specified, the *service-policy* must refer to a service policy defined in the DB2MQ.MQPOLICY table. A Service Policy defines a set of quality of service options that should be applied to this messaging operation. These options include message priority and message persistence. If *service-policy* is not specified, a default value of DB2.DEFAULT.POLICY will be used. The maximum size of *service-policy* is 48 bytes.

correl-id

An optional string containing a correlation identifier associated with this message. The *correl-id* is often specified in request and reply scenarios to associate requests with replies. If not specified, no correlation ID will be sent. The maximum size of *correl-id* is 24 bytes.

Authorization

One of the following authorities is required to execute the function:

- EXECUTE privilege on the function
- DATAACCESS authority
- DBADM authority
- SQLADM authority

Default PUBLIC privilege

In a non-restrictive database, EXECUTE privilege is granted to PUBLIC when the function is automatically created.

Examples

Example 1: This example sends the string "Testing 123" to the default service (DB2.DEFAULT.SERVICE), using the default policy (DB2.DEFAULT.POLICY), with no correlation identifier.

```
VALUES MQSEND('Testing 123')
```

Example 2: This example sends the string "Testing 345" to the service "MYSERVICE", using the policy "MYPOLICY", with no correlation identifier.

```
VALUES MQSEND('MYSERVICE', 'MYPOLICY', 'Testing 345')
```

Example 3: This example sends the string "Testing 678" to the service "MYSERVICE", using the policy "MYPOLICY", with correlation identifier "TEST3".

```
VALUES MQSEND('MYSERVICE', 'MYPOLICY', 'Testing 678', 'TEST3')
```

Example 4: This example sends the string "Testing 901" to the service "MYSERVICE", using the default policy (DB2.DEFAULT.POLICY), and no correlation identifier.

```
VALUES MQSEND('MYSERVICE', 'Testing 901')
```

MQSUBSCRIBE

The MQSUBSCRIBE function is used to register interest in MQSeries messages published on a specified topic.

Successful execution of this function causes the publish and subscribe server to forward messages matching the topic to the service point defined by *subscriber-service*.

The *subscriber-service* specifies a logical destination for messages that match the specified topic. Messages that match *topic* are placed on the queue defined by *subscriber-service*, and can be read or received through a subsequent call to MQREAD, MQRECEIVE, MQREADALL, or MQRECEIVEALL. For more details, visit the [IBM MQ product page](#).

The data type of the result is VARCHAR(1). The result of the function is '1' if successful or '0' if unsuccessful.

Authorization

One of the following authorities is required to execute the function:

- EXECUTE privilege on the function
- DATAACCESS authority
- DBADM authority
- SQLADM authority

Default PUBLIC privilege

In a non-restrictive database, EXECUTE privilege is granted to PUBLIC when the function is automatically created.

Syntax

```
MQSUBSCRIBE ( subscriber-service , service-policy , topic )
```

The schema is DB2MQ for non-transactional message queuing functions, and DB2MQ1C for one-phase commit transactional MQ functions.

Function parameters

subscriber-service

A string containing the logical MQSeries subscription point to where messages matching *topic* will be sent. If specified, the *subscriber-service* must refer to a Subscribers Service Point defined in the DB2MQ.MQPUBSUB table that has a type value of 'S' for publisher service. If *subscriber-service* is not specified, then the DB2.DEFAULT.SUBSCRIBER will be used instead. The maximum size of *subscriber-service* is 48 bytes.

service-policy

A string containing the MQSeries Service Policy to be used in handling the message. If specified, the *service-policy* must refer to a Policy defined in the DB2MQ.MQPOLICY table. A Service Policy defines a set of quality of service options to be applied to this messaging operation. These options include message priority and message persistence. If *service-policy* is not specified, then the default DB2.DEFAULT.POLICY will be used instead. The maximum size of *service-policy* is 48 bytes.

topic

A string defining the types of messages to receive. Only messages published with the specified topics will be received by this subscription. Multiple subscriptions can coexist. The maximum size of *topic* is 40 bytes. Multiple topics can be specified in one string (up to 40 bytes long). Each topic must be separated by a colon. For example, "t1:t2:the third topic" indicates that the message is associated with all three topics: t1, t2, and "the third topic".

Examples

Example 1: This example registers an interest in messages containing the topic "Weather". The default *subscriber-service* (DB2.DEFAULT.SUBSCRIBER) is registered as the subscriber and the default *service-policy* (DB2.DEFAULT.POLICY) specifies the quality of service.

```
VALUES MQSUBSCRIBE('Weather')
```

Example 2: This example demonstrates a subscriber registering interest in messages containing "Stocks". The subscriber registers as "PORTFOLIO-UPDATES" with policy "BASIC-POLICY".

```
VALUES MQSUBSCRIBE('PORTFOLIO-UPDATES', 'BASIC-POLICY', 'Stocks')
```

MQUNSUBSCRIBE

The MQUNSUBSCRIBE function is used to unregister an existing message subscription. The *subscriber-service*, *service-policy*, and *topic* are used to identify the subscription that is to be cancelled. Successful execution of this function causes the publish and subscribe server to remove the specified subscription. Messages with the specified *topic* will no longer be sent to the logical destination defined by *subscriber-service*. For more details, visit the [IBM MQ product page](#).

The data type of the result is VARCHAR(1). The result of the function is '1' if successful or '0' if unsuccessful.

Syntax

```
► MQUNSUBSCRIBE ( subscriber-service , service-policy , topic ) ►
```

The schema is DB2MQ for non-transactional message queuing functions, and DB2MQ1C for one-phase commit transactional MQ functions.

Function parameters

subscriber-service

If specified, the *subscriber-service* must refer to a Subscribers Service Point defined in the DB2MQ.MQPUBSUB table that has a type value of 'S' for publisher service. If *subscriber-service* is not specified, then the DB2.DEFAULT.SUBSCRIBER will be used instead. The maximum size of *subscriber-service* is 48 bytes.

service-policy

If specified, the *service-policy* must refer to a Policy defined in the DB2MQ.MQPOLICY table. A Service Policy defines a set of quality of service options to be applied to this messaging operation. If *service-policy* is not specified, then the default DB2.DEFAULT.POLICY will be used. The maximum size of *service-policy* is 48 bytes.

topic

A string specifying the subject of messages that are not to be received. The maximum size of *topic* is 40 bytes. Multiple topics can be specified in one string (up to 40 bytes long). Each topic must be separated by a colon. For example, "t1:t2:the third topic" indicates that the message is associated with all three topics: t1, t2, and "the third topic".

Authorization

One of the following authorities is required to execute the function:

- EXECUTE privilege on the function
- DATAACCESS authority
- DBADM authority
- SQLADM authority

Default PUBLIC privilege

In a non-restrictive database, EXECUTE privilege is granted to PUBLIC when the function is automatically created.

Examples

Example 1: This example cancels an interest in messages containing the topic "Weather". The default *subscriber-service* (DB2.DEFAULT.SUBSCRIBER) is registered as the unsubsubscriber and the default *service-policy* (DB2.DEFAULT.POLICY) specifies the quality of service.

```
VALUES MQUNSUBSCRIBE('Weather')
```

Example 2: This example demonstrates a subscriber canceling an interest in messages containing "Stocks". The subscriber is registered as "PORTFOLIO-UPDATES" with policy "BASIC-POLICY".

```
VALUES MQUNSUBSCRIBE('PORTFOLIO-UPDATES','BASIC-POLICY','Stocks')
```

Chapter 3. Security routines and views

This grouping of routines and views can be used to retrieve information about security and authorities, such as roles, authorization IDs, and groups.

ADMIN_ROTATE_MASTER_KEY - Change the database master key

The ADMIN_ROTATE_MASTER_KEY procedure changes the master key for an encrypted database.

Authorization

The following authorization is required:

- EXECUTE privilege on the routine. EXECUTE privilege on this routine can be granted only by the security administrator (SECADM).

Default PUBLIC privilege

None

Syntax

```
➤ ADMIN_ROTATE_MASTER_KEY ( — label — ) ➤
```

The schema is SYSPROC.

Procedure parameters

label

An input and output parameter of type VARCHAR(255) that specifies the label of the new master key to be rotated. The label is associated with a master key at the keystore. If a label is specified, it must be associated with a master key at the keystore. If there is no association, the procedure fails. If this parameter is NULL, a new master key and master key label is generated.

Note:

When the **allow_key_insert_without_keystore_backup** configuration knob is off you cannot use the automatically generated master key.

Information returned

Table 185. Information returned by the ADMIN_ROTATE_MASTER_KEY procedure		
Column name	Data type	Description
LABEL	VARCHAR(255)	The name of the new master key that protects the database encryption key.

Usage notes

Rotation of the master key label should be done according to the organization's security policy. This is similar to changing user passwords at a regular interval, which is also enforced by a security policy. Before performing a master key rotation, you must ensure that the specified label is defined at the keystore and mapped to an existing master key.

This procedure does not re-encrypt any of the data stored on disk.

In a partitioned database environment, ensure that all database partitions are active before calling this procedure.

Examples

Rotate the master key with the specified label.

```
CALL SYSPROC.ADMIN_ROTATE_MASTER_KEY('UserGivenLabel')
```

```
Value of output parameters
-----
Parameter Name  : LABEL
Parameter Value : UserGivenLabel

Return Status = 0
```

Rotate the master key without a specific label.

```
CALL SYSPROC.ADMIN_ROTATE_MASTER_KEY (NULL)
```

```
Value of output parameters
-----
Parameter Name  : LABEL
Parameter Value : DB2_SYSGEN_instancename_dbname_timestamp

Return Status = 0
```

AUTH_GET_INSTANCE_AUTHID - Get the instance owner authorization ID

The AUTH_GET_INSTANCE_AUTHID scalar function returns the authorization ID of the instance owner

Syntax

►► AUTH_GET_INSTANCE_AUTHID — (—) ◄◄

The schema is SYSPROC.

Authorization

EXECUTE privilege on the AUTH_GET_INSTANCE_AUTHID scalar function.

Default PUBLIC privilege

In a non-restrictive database, EXECUTE privilege is granted to PUBLIC when the function is automatically created.

Information returned

This function returns a value of type VARCHAR(128) that specifies the authorization ID of the instance owner.

Usage notes

A user who holds SYSADM authority does not have implicit DBADM authority. As a result, applications that run under the instance owner account and that perform operations that are not within the scope of SYSADM authority might experience authorization errors such as SQL1092N, SQL0551N, or SQL0552N.

The **UPGRADE DATABASE** and **RESTORE DATABASE** commands no longer grant DBADM authority to the SYSADM group.

To obtain a list of the authorities held by the instance owner authorization ID:

1. Use the SYSPROC.AUTH_GET_INSTANCE_AUTHID() scalar function to determine the instance owner authorization ID. For example:

```
db2 "VALUES SYSPROC.AUTH_GET_INSTANCE_AUTHID()"
```

This command returns.

```
1
-----
BOB
1 record(s) selected.
```

2. Get a list of the authorities for this authorization ID. For example:

```
SELECT * FROM
  TABLE (SYSPROC.AUTH_LIST_AUTHORITIES_FOR_AUTHID ('BOB', 'U') ) AS T
ORDER BY AUTHORITY
```

3. If necessary, grant any missing authorities. For example:

```
GRANT DBADM ON DATABASE TO USER BOB
```

Example

The following example shows how to use the command line processor (CLP) to obtain the authorization ID of the instance owner:

```
db2 "values SYSPROC.AUTH_GET_INSTANCE_AUTHID()"
```

The following is an example of output for this command.

```
1
-----
ZURBIE
1 record(s) selected.
```

AUTH_LIST_AUTHORITIES_FOR_AUTHID

The AUTH_LIST_AUTHORITIES_FOR_AUTHID table function returns all authorities held by the authorization ID, either found in the database configuration file or granted to an authorization ID directly or indirectly through a group or a role.

Syntax

```
► AUTH_LIST_AUTHORITIES_FOR_AUTHID ( ( — authid — , — authidtype — ) ) ►
```

The schema is SYSPROC.

Table function parameters

authid

An input argument of type VARCHAR(128) that specifies the authorization ID being queried. The authorization ID can be a user, group or a role. If *authid* is NULL or an empty string, an empty result table is returned.

authidtype

An input argument of type VARCHAR(1) that specifies the authorization ID type being queried. If *authidtype* does not exist, is NULL or an empty string, an empty result table is returned. Possible values for *authidtype* are:

- G: Group
- R: Role
- U: User

Authorization

One of the following authorities is required to execute the routine:

- EXECUTE privilege on the routine
- DATAACCESS authority
- DBADM authority
- SQLADM authority

Default PUBLIC privilege

In a non-restrictive database, EXECUTE privilege is granted to PUBLIC when the function is automatically created.

Information returned

<i>Table 186. The information returned for AUTH_LIST_AUTHORITIES_FOR_AUTHID</i>		
Column Name	Data Type	Description
AUTHORITY	VARCHAR(128)	Authority held by the authorization ID
D_USER	CHAR(1)	Authority granted directly to the <i>authid</i> , when the <i>authidtype</i> is a user (U). If the <i>authidtype</i> is a group (G) or a role (R), then the value is not applicable (*'). <ul style="list-style-type: none"> • N = Not held • Y= Held • * = Not applicable
D_GROUP	CHAR(1)	Authority granted directly to the <i>authid</i> when the <i>authidtype</i> is a group (G), or to the group to which the <i>authid</i> belongs when the <i>authidtype</i> is a user (U). If the <i>authidtype</i> is a role (R), then the value is not applicable (*'). <ul style="list-style-type: none"> • N = Not held • Y= Held • * = Not applicable
D_PUBLIC	CHAR(1)	Authority granted directly to the <i>authid</i> called PUBLIC when the <i>authidtype</i> is a user (U) or a group (G). If the <i>authidtype</i> is a role (R), then the value is not applicable (*'). <ul style="list-style-type: none"> • N = Not held • Y= Held • * = Not applicable
ROLE_USER	CHAR(1)	Authority granted directly to a role granted to the <i>authid</i> , when the <i>authidtype</i> is a user (U). If the <i>authidtype</i> is a group (G) or a role (R), then the value is not applicable (*'). The role could be part of a role hierarchy. <ul style="list-style-type: none"> • N = Not held • Y= Held • * = Not applicable

Table 186. The information returned for AUTH_LIST_AUTHORITIES_FOR_AUTHID (continued)

Column Name	Data Type	Description
ROLE_GROUP	CHAR(1)	Authority granted directly to a role granted to the <i>authid</i> when the <i>authidtype</i> is a group (G). If the <i>authidtype</i> is a user (U) or a role (R), then the value is not applicable (*). The role could be part of a role hierarchy. <ul style="list-style-type: none"> • N = Not held • Y= Held • * = Not applicable
ROLE_PUBLIC	CHAR(1)	Authority granted directly to a role granted to the <i>authid</i> called PUBLIC when the <i>authidtype</i> is a user (U) or a group (G). If the <i>authidtype</i> is a role (R), then the value is not applicable (*). The role could be part of a role hierarchy. <ul style="list-style-type: none"> • N = Not held • Y= Held • * = Not applicable
D_ROLE	CHAR(1)	Authority granted to a role or to a role granted to the role. If the <i>authidtype</i> is a user (U) or a group (G), then the value is not applicable (*). The role could be part of a role hierarchy. <ul style="list-style-type: none"> • N = Not held • Y= Held • * = Not applicable

Example

Consider user ALICE who by default holds BIND, CONNECT, CREATETAB and IMPLICIT_SCHEMA privileges through special group PUBLIC. ALICE is a member of a group ADMIN1 who has the following system authorities: SYSADM, SYSCTRL and SYSMAINT. She is also a member of group ADMIN2 who has DBADM authority. Also, ALICE has been granted DBADM and SECADM database authorities. Role R1 was granted to ALICE. LOAD authority was granted to role R1. Role R2 was granted to group ADMIN1. CREATE_NOT_FENCED_ROUTINE authority was granted to role R2.

Example 1: Retrieve all authorities user ALICE has granted either directly to her or indirectly through a group, PUBLIC or a role.

```
SELECT AUTHORITY, D_USER, D_GROUP, D_PUBLIC, ROLE_USER, ROLE_GROUP, ROLE_PUBLIC, D_ROLE
FROM TABLE (SYSPROC.AUTH_LIST_AUTHORITIES_FOR_AUTHID ('ALICE', 'U')) AS T
ORDER BY AUTHORITY
```

AUTHORITY	D_USER	D_GROUP	D_PUBLIC	ROLE_USER	ROLE_GROUP	ROLE_PUBLIC	D_ROLE
ACCESSCTRL	N	N	N	N	N	N	*
BINDADD	N	N	Y	N	N	N	*
CONNECT	N	N	Y	N	N	N	*
CREATE_EXTERNAL_ROUTINE	N	N	N	N	N	N	*
CREATE_NOT_FENCED_ROUTINE	N	N	N	N	Y	N	*
CREATETAB	N	N	Y	N	N	N	*
DATAACCESS	N	N	N	N	N	N	*
DBADM	Y	Y	N	N	N	N	*
EXPLAIN	N	N	N	N	N	N	*
IMPLICIT_SCHEMA	N	N	Y	N	N	N	*
LOAD	N	N	N	Y	N	N	*
QUIESCE_CONNECT	N	N	N	N	N	N	*
SECADM	Y	N	N	N	N	N	*
SQLADM	N	N	N	N	N	N	*
SYSADM	*	Y	*	*	*	*	*
SYSCTRL	*	Y	*	*	*	*	*

SYSMAINT	*	Y	*	*	*	*	*
SYSMON	*	N	*	*	*	*	*
WLMADM	N	N	N	N	N	N	*

Example 2: Retrieve all authorities group ADMIN1 has granted either directly to it or indirectly through PUBLIC or a role.

```
SELECT AUTHORITY, D_USER, D_GROUP, D_PUBLIC, ROLE_USER, ROLE_GROUP, ROLE_PUBLIC, D_ROLE
FROM TABLE (SYSPROC.AUTH_LIST_AUTHORITIES_FOR_AUTHID ('ADMIN1', 'G')) AS T
ORDER BY AUTHORITY
```

AUTHORITY	D_USER	D_GROUP	D_PUBLIC	ROLE_USER	ROLE_GROUP	ROLE_PUBLIC	D_ROLE
ACCESSCTRL	*	N	*	*	N	*	*
BINDADD	*	N	*	*	N	*	*
CONNECT	*	N	*	*	N	*	*
CREATE_EXTERNAL_ROUTINE	*	N	*	*	N	*	*
CREATE_NOT_FENCED_ROUTINE	*	N	*	*	Y	*	*
CREATETAB	*	N	*	*	N	*	*
DATAACCESS	*	N	*	*	N	*	*
DBADM	*	N	*	*	N	*	*
EXPLAIN	*	N	*	*	N	*	*
IMPLICIT_SCHEMA	*	N	*	*	N	*	*
LOAD	*	N	*	*	N	*	*
QUIESCE_CONNECT	*	N	*	*	N	*	*
SECADM	*	N	*	*	N	*	*
SQLADM	*	N	*	*	N	*	*
SYSADM	*	Y	*	*	*	*	*
SYSCTRL	*	Y	*	*	*	*	*
SYSMAINT	*	Y	*	*	*	*	*
SYSMON	*	N	*	*	*	*	*
WLMADM	*	N	*	*	N	*	*

Example 3: Retrieve all authorities special group PUBLIC has granted either directly to it or indirectly through a role

```
SELECT AUTHORITY, D_USER, D_GROUP, D_PUBLIC, ROLE_USER, ROLE_GROUP, ROLE_PUBLIC, D_ROLE
FROM TABLE (SYSPROC.AUTH_LIST_AUTHORITIES_FOR_AUTHID ('PUBLIC', 'G')) AS T
ORDER BY AUTHORITY
```

1	D_USER	D_GROUP	D_PUBLIC	ROLE_USER	ROLE_GROUP	ROLE_PUBLIC	D_ROLE
ACCESSCTRL	*	*	N	*	*	N	*
BINDADD	*	*	Y	*	*	N	*
CONNECT	*	*	Y	*	*	N	*
CREATE_EXTERNAL_ROUTINE	*	*	N	*	*	N	*
CREATE_NOT_FENCED_ROUTINE	*	*	N	*	*	N	*
CREATETAB	*	*	Y	*	*	N	*
DATAACCESS	*	*	N	*	*	N	*
DBADM	*	*	N	*	*	N	*
EXPLAIN	*	*	N	*	*	N	*
IMPLICIT_SCHEMA	*	*	Y	*	*	N	*
LOAD	*	*	N	*	*	N	*
QUIESCE_CONNECT	*	*	N	*	*	N	*
SECADM	*	*	N	*	*	N	*
SQLADM	*	*	N	*	*	N	*
SYSADM	*	*	*	*	*	*	*
SYSCTRL	*	*	*	*	*	*	*
SYSMAINT	*	*	*	*	*	*	*
SYSMON	*	*	*	*	*	*	*
WLMADM	*	*	N	*	*	N	*

Example 4: Retrieve all authorities role R1 has granted either directly to it or indirectly through a role. Consider in this case that role R2 was also granted to role R1.

```
SELECT AUTHORITY, D_USER, D_GROUP, D_PUBLIC, ROLE_USER, ROLE_GROUP, ROLE_PUBLIC, D_ROLE
FROM TABLE (SYSPROC.AUTH_LIST_AUTHORITIES_FOR_AUTHID ('R1', 'R')) AS T
ORDER BY AUTHORITY
```

AUTHORITY	D_USER	D_GROUP	D_PUBLIC	ROLE_USER	ROLE_GROUP	ROLE_PUBLIC	D_ROLE
ACCESSCTRL	*	*	*	*	*	*	N
BINDADD	*	*	*	*	*	*	N
CONNECT	*	*	*	*	*	*	N
CREATE_EXTERNAL_ROUTINE	*	*	*	*	*	*	N
CREATE_NOT_FENCED_ROUTINE	*	*	*	*	*	*	Y
CREATETAB	*	*	*	*	*	*	N

DATAACCESS	*	*	*	*	*	*	*	N
DBADM	*	*	*	*	*	*	*	N
EXPLAIN	*	*	*	*	*	*	*	N
IMPLICIT_SCHEMA	*	*	*	*	*	*	*	N
LOAD	*	*	*	*	*	*	*	Y
QUIESCE_CONNECT	*	*	*	*	*	*	*	N
SECADM	*	*	*	*	*	*	*	N
SYSADM	*	*	*	*	*	*	*	*
SQLADM	*	*	*	*	*	*	*	N
SYCTRL	*	*	*	*	*	*	*	*
SYMAINT	*	*	*	*	*	*	*	*
SYSMON	*	*	*	*	*	*	*	*
WLMADM	*	*	*	*	*	*	*	N

Usage notes

The output of AUTH_LIST_AUTHORITIES_FOR_AUTHID table function depends on the *authidtype*. For example, for an *authidtype* of USER, it returns all authorities that *authid* holds through any means:

- granted directly to the *authid*
- granted to any group (or roles granted to the group) to which *authid* belongs
- granted to any role (or roles granted to the role) granted to *authid*
- granted to PUBLIC (or roles granted to PUBLIC)

AUTH_LIST_GROUPS_FOR_AUTHID table function - Retrieve group membership list for a given authorization ID

The AUTH_LIST_GROUPS_FOR_AUTHID table function returns the list of groups of which the given authorization ID is a member.

Syntax

►► AUTH_LIST_GROUPS_FOR_AUTHID — (— *authid* —) ►◄

The schema is SYSPROC.

Table function parameter

authid

An input argument of type VARCHAR(128) that specifies the authorization ID being queried. The authorization ID can only represent a user. If *authid* does not exist, is NULL or empty string, an empty result table is returned.

Authorization

One of the following authorities is required to execute the routine:

- EXECUTE privilege on the routine
- DATAACCESS authority
- DBADM authority
- SQLADM authority

Default PUBLIC privilege

In a non-restrictive database, EXECUTE privilege is granted to PUBLIC when the function is automatically created.

Example

Retrieve all groups that AMY belongs to.

```
SELECT * FROM TABLE (SYSPROC.AUTH_LIST_GROUPS_FOR_AUTHID('AMY')) AS T
```

The following is an example of output for this query.

```
GROUP
-----
BUILD
PDXDB2

      2 record(s) selected.
```

Usage notes

Group information returned might be different than expected for the following reasons:

- In a Windows Active Directory environment, the database manager:
 - supports one level of group nesting within a local group, except the nesting of a domain local group within a local group. For example, if *authid* belongs to the global group G1, and G1 belongs to the local group L1, the local group L1 is returned as the group for *authid*. However, if *authid* belongs to the domain local group DL1, and DL1 belongs to the local group L1, no group information is returned for *authid*.
 - does not support any nesting of global groups. For example, if *authid* belongs to the global G2, and G2 belongs to the global G3, only G2 is returned as the group for *authid*.
- The registry variable **DB2_GRP_LOOKUP** specifies which Windows security mechanism is used to enumerate the groups to which a user belongs.
- For an authorization ID that belongs to a particular domain, if the domain is not specified as part of the *authid*, and both a local and domain *authid* exist with the same name, the groups for the local authorization ID is returned.
- If the call to AUTH_LIST_GROUPS_FOR_AUTHID is for the same *authid* as the connected user, then it will return the groups for the connected user. For example, If AMY exists as a local user and as a domain user and the domain user AMY has connected to the database, then AUTH_LIST_GROUPS_FOR_AUTHID will return the groups to which the domain AMY belongs to.

Information returned

Table 187. Information returned by the AUTH_LIST_GROUPS_FOR_AUTHID table function		
Column name	Data type	Description
GROUP	VARCHAR(128)	The group to which the authorization ID belongs.

AUTH_LIST_ROLES_FOR_AUTHID function - Returns the list of roles

The AUTH_LIST_ROLES_FOR_AUTHID function returns the list of roles in which the given authorization ID is a member.

Syntax

```
➤ AUTH_LIST_ROLES_FOR_AUTHID ( — authid — , — authidtype — ) ➤
```

The schema is SYSPROC.

Table function parameters

authid

An input argument of type VARCHAR(128) that specifies the authorization ID being queried. The authorization ID can be a user, group or a role. If *authid* is NULL or an empty string, an empty result table is returned.

authidtype

An input argument of type VARCHAR(1) that specifies the authorization ID type being queried. If *authidtype* does not exist, is NULL or an empty string, an empty result table is returned. Possible values for *authidtype* are:

- G: Group
- R: Role
- U: User

Authorization

One of the following authorities is required to execute the routine:

- EXECUTE privilege on the routine
- DATAACCESS authority
- DBADM authority
- SQLADM authority

Default PUBLIC privilege

In a non-restrictive database, EXECUTE privilege is granted to PUBLIC when the function is automatically created.

Information returned

<i>Table 188. The result sets for AUTH_LIST_ROLES_FOR_AUTHID</i>		
Column Name	Data Type	Description
GRANTOR	VARCHAR(128)	Grantor of the role.
GRANTORTYPE	CHAR(1)	Type of grantor: <ul style="list-style-type: none">• U = Grantor is an individual user
GRANTEE	VARCHAR(128)	User granted the role.
GRANTEETYPE	CHAR(1)	Type of grantee: <ul style="list-style-type: none">• G = Grantee is a group• R= Grantee is a role• U= Grantee is a user
ROLENAME	VARCHAR(128)	Name of the role granted to the authorization ID directly or indirectly through a group or another role.
CREATE_TIME	TIMESTAMP	Time when role was created.
ADMIN	CHAR(1)	Privilege to grant the role to, revoke the role from, or to comment on a role: <ul style="list-style-type: none">• N = Not held• Y= Held

Example

Consider granting role INTERN to role DOCTOR and role DOCTOR to role SPECIALIST, then grant role SPECIALIST to user ALICE. ALICE belongs to group HOSPITAL and role EMPLOYEE is granted to group HOSPITAL. ALICE also belongs to special group PUBLIC and role PATIENTS is granted to PUBLIC.

Example 1: Retrieve all roles granted to user ALICE.

```
SELECT GRANTOR, GRANTORTYPE, GRANTEE, GRANTEETYPE, ROLENAME,
       CREATE_TIME, ADMIN
FROM TABLE (SYSPROC.AUTH_LIST_ROLES_FOR_AUTHID ('ALICE', 'U') ) AS T
```

The following is an example of output for this query.

GRANTOR	GRANTORTYPE	GRANTEE	GRANTEETYPE	ROLENAME	CREATE_TIME	ADMIN
ZURBIE	U	DOCTOR	R	INTERN	2006-08-01-15.09.58.537399	N
ZURBIE	U	SPECIALIST	R	DOCTOR	2006-08-01-15.10.04.540660	N
ZURBIE	U	ALICE	U	SPECIALIST	2006-08-01-15.10.08.776218	N
ZURBIE	U	HOSPITAL	G	EMPLOYEE	2006-08-01-15.10.14.277576	N
ZURBIE	U	PUBLIC	G	PATIENTS	2006-08-01-15.10.18.878609	N

5 record(s) selected.

Example 2: Retrieve all roles granted to group HOSPITAL.

```
SELECT GRANTOR, GRANTORTYPE, GRANTEE, GRANTEETYPE, ROLENAME,
       CREATE_TIME, ADMIN
FROM TABLE (SYSPROC.AUTH_LIST_ROLES_FOR_AUTHID ('HOSPITAL', 'G') ) AS T
```

The following is an example of output for this query.

GRANTOR	GRANTORTYPE	GRANTEE	GRANTEETYPE	ROLENAME	CREATE_TIME	ADMIN
ZURBIE	U	HOSPITAL	G	EMPLOYEE	2006-08-01-15.10.14.277576	N

1 record(s) selected.

Example 3: Retrieve all roles granted to role SPECIALIST.

```
SELECT GRANTOR, GRANTORTYPE, GRANTEE, GRANTEETYPE, ROLENAME,
       CREATE_TIME, ADMIN
FROM TABLE (SYSPROC.AUTH_LIST_ROLES_FOR_AUTHID ('SPECIALIST', 'R') ) AS T
```

The following is an example of output for this query.

GRANTOR	GRANTORTYPE	GRANTEE	GRANTEETYPE	ROLENAME	CREATE_TIME	ADMIN
ZURBIE	U	DOCTOR	R	INTERN	2006-08-01-15.09.58.537399	N
ZURBIE	U	SPECIALIST	R	DOCTOR	2006-08-01-15.10.04.540660	N

2 record(s) selected.

Example 4: Retrieve all roles granted to group PUBLIC

```
SELECT GRANTOR, GRANTORTYPE, GRANTEE, GRANTEETYPE, ROLENAME,
       CREATE_TIME, ADMIN
FROM TABLE (SYSPROC.AUTH_LIST_ROLES_FOR_AUTHID ('PUBLIC', 'G') ) AS T
```

The following is an example of output for this query.

GRANTOR	GRANTORTYPE	GRANTEE	GRANTEETYPE	ROLENAME	CREATE_TIME	ADMIN
ZURBIE	U	PUBLIC	G	PATIENTS	2006-08-01-15.10.18.878609	N

1 record(s) selected.

Usage notes

The output of AUTH_LIST_ROLES_FOR_AUTHID table function depends on the AUTHIDTYPE:

- For a user it returns the roles granted to the user directly or indirectly through another roles, groups that the user belongs to (or PUBLIC).
- For a group it returns the roles granted to the group, directly or indirectly through another roles.
- For a role it returns the roles granted to the role, directly or indirectly through another roles.

AUTHORIZATIONIDS administrative view - Retrieve authorization IDs and types

The AUTHORIZATIONIDS administrative view returns a list of all the users, roles, and groups that exist in the database catalog of the currently connected server as a result of GRANT statements. Each authorization ID and associated type that is returned by the view has at least one privilege, authority, or role membership. The users that are currently members of any of the groups are not included in the result.

The schema is SYSIBMADM.

Authorization

One of the following authorizations is required:

- SELECT privilege on the AUTHORIZATIONIDS administrative view
- CONTROL privilege on the AUTHORIZATIONIDS administrative view
- DATAACCESS authority
- DBADM authority
- SQLADM authority
- ACCESSCTRL authority
- SECADM authority

Default PUBLIC privilege

In a non-restrictive database, SELECT privilege is granted to PUBLIC when the view is automatically created.

Example

Retrieve all authorization IDs that have been granted privileges or authorities, along with their types.

```
SELECT * FROM SYSIBMADM.AUTHORIZATIONIDS
```

The following is an example of output for this query.

```
AUTHID          AUTHIDTYPE
-----
PUBLIC          G
JESSICAE       U
DOCTOR         R
```

```
3 record(s) selected.
```

Information returned

Column name	Data type	Description
AUTHID	VARCHAR(128)	Authorization ID that has been explicitly granted privileges or authorities.
AUTHIDTYPE	CHAR(1)	Authorization ID type: <ul style="list-style-type: none">• U: user• R: role• G: group

OBJECTOWNERS administrative view - Retrieve object ownership information

The OBJECTOWNERS administrative view returns all object ownership information for every authorization ID of type USER that owns an object and that is defined in the system catalogs from the currently connected database.

The schema is SYSIBMADM.

Authorization

One of the following authorizations is required:

- SELECT privilege on the OBJECTOWNERS administrative view
- CONTROL privilege on the OBJECTOWNERS administrative view
- DATAACCESS authority
- DBADM authority
- SQLADM authority
- ACCESSCTRL authority
- SECADM authority

Default PUBLIC privilege

In a non-restrictive database, SELECT privilege is granted to PUBLIC when the view is automatically created.

Example

Retrieve all object ownership information for object schema 'THERESAX'.

```
SELECT SUBSTR(OWNER,1,10) AS OWNER, OWNERTYPE,
       SUBSTR(OBJECTNAME,1,30) AS OBJECTNAME,
       SUBSTR(OBJECTSCHEMA,1,10) AS OBJECTSCHEMA, OBJECTTYPE
FROM SYSIBMADM.OBJECTOWNERS WHERE OBJECTSCHEMA='THERESAX'
```

The following is an example of output for this query.

OWNER	OWNERTYPE	OBJECTNAME	OBJECTSCHEMA	OBJECTTYPE
THERESAX	U	MIN_SALARY	THERESAX	TRIGGER
THERESAX	U	POLICY_IR	SYSTOOLS	TRIGGER
THERESAX	U	CUSTOMER	THERESAX	XML SCHEMA
THERESAX	U	DB2DETAILDEADLOCK		EVENTMONITORS
THERESAX	U	SAMPSEQUENCE	THERESAX	SEQUENCE
THERESAX	U	SQLQ0F00	NULLID	PACKAGE
...				
THERESAX	U	HI_OBJ_UNIQ	SYSTOOLS	TABLE CONSTRAINT

257 record(s) selected.

Information returned

Table 190. Information returned by the OBJECTOWNERS administrative view		
Column name	Data type	Description
OWNER	VARCHAR(128)	Authorization ID that owns this object.

Table 190. Information returned by the OBJECTOWNERS administrative view (continued)

Column name	Data type	Description
OWNERTYPE	VARCHAR(1)	Authorization ID type: <ul style="list-style-type: none"> • U: user • S: system
OBJECTNAME	VARCHAR(128)	object_name - Object name monitor element
OBJECTSCHEMA	VARCHAR(128)	object_schema - Object schema monitor element
OBJECTTYPE	VARCHAR(24)	Database object type.

PRIVILEGES administrative view - Retrieve privilege information

The PRIVILEGES administrative view returns all explicit privileges for all authorization IDs defined in the system catalogs from the currently connected database. For column privileges, see the SYSCAT.COLAUTH catalog view.

The schema is SYSIBMADM.

Authorization

One of the following authorizations is required:

- SELECT privilege on the PRIVILEGES administrative view
- SELECTIN privilege on the schema of the view
- CONTROL privilege on the PRIVILEGES administrative view
- DATAACCESS authority
- DBADM authority
- SQLADM authority
- ACCESSCTRL authority
- SECADM authority

Default PUBLIC privilege

In a non-restrictive database, SELECT privilege is granted to PUBLIC when the view is automatically created.

Example

Retrieve the privilege granted along with the object name, schema and type, for all authorization IDs.

```
SELECT AUTHID, PRIVILEGE, OBJECTNAME, OBJECTSCHEMA, OBJECTTYPE
FROM SYSIBMADM.PRIVILEGES
```

The following is an example of output for this query.

AUTHID	PRIVILEGE	OBJECTNAME	OBJECTSCHEMA	OBJECTTYPE
JESSICAE	EXECUTE	SQL0F00	NULLID	PACKAGE
PUBLIC	EXECUTE	SYSSH201	NULLID	PACKAGE
JESSICAE	EXECUTE	SYSSH202	NULLID	PACKAGE
PUBLIC	EXECUTE	SYSSH202	NULLID	PACKAGE
DOCTOR	EXECUTE	PKG0123	NULLID	PACKAGE
...				
PUBLIC	EXECUTE	SQL051109185227800	SYSPROC	FUNCTION
JESSICAE	EXECUTE	SQL051109185227801	SYSPROC	FUNCTION

```

PUBLIC      EXECUTE      SQL051109185227801  SYSPROC      FUNCTION
JESSICAE   EXECUTE      SQL051109185227838  SYSPROC      FUNCTION
PUBLIC     EXECUTE      SQL051109185227838  SYSPROC      FUNCTION
...
PUBLIC     EXECUTE      LIST_SVR_TYPES       SYSPROC      PROCEDURE
PUBLIC     EXECUTE      LIST_SVR_VERSIONS    SYSPROC      PROCEDURE
PUBLIC     EXECUTE      LIST_WRAP_OPTIONS     SYSPROC      PROCEDURE
PUBLIC     EXECUTE      LIST_SVR_OPTIONS      SYSPROC      PROCEDURE
...
SYSTEM     POLICY_UNQ      SYSTOOLS           INDEX
PUBLIC     CREATEIN      NULLID             SCHEMA
PUBLIC     UPDATE       COLMNS             VIEW
PUBLIC     UPDATE       COLGROUPS          SYSSTAT       VIEW
...

```

Example 2



Attention: The following example applies to the container-only release of Db2 Version 11.5 Mod Pack 1 or later versions as well as on premise Version 11.5 Mod Pack 4 or later versions.

Retrieve the privilege granted along with the object name, schema and type, for all authorization IDs.

```

SELECT AUTHID, PRIVILEGE, OBJECTNAME, OBJECTSCHEMA, OBJECTTYPE, PARENTOBJECTTYPE FROM
SYSIBMADM.PRIVILEGES

```

The following is an example of output for this query.

```



AUTHID      PRIVILEGE  OBJECTNAME      OBJECTSCHEMA  OBJECTTYPE
PARENTOBJECTNAME  PARENTOBJECTTYPE
-----
YALEI      CONTROL   SQLUKP0C       NULLID        DB2 PACKAGE
PUBLIC     BIND     SYSSN402       NULLID        DB2 PACKAGE
...
YALEI      EXECUTE   SQL190912144036249  SYSPROC      FUNCTION
PUBLIC     EXECUTE   SQL190912144036250  SYSPROC      FUNCTION
...
PUBLIC     EXECUTE   DROP_STGMGMT_TAB  SYSPROC      PROCEDURE
PUBLIC     EXECUTE   CREATE_STGMGMT_TAB SYSPROC      PROCEDURE
...
USER1      REFERENCE NAME        YALEI        COLUMN
T1          TABLE
USER1      UPDATE   ID          YALEI        COLUMN
T1          TABLE
...
GROUP1     SET SESSION USER1      USER
USER1      SET SESSION PUBLIC     GROUP

```

Information returned

<i>Table 191. Information returned by the PRIVILEGES administrative view</i>		
Column name	Data type	Description
AUTHID	VARCHAR(128)	Authorization ID that has been explicitly granted this privilege.
AUTHIDTYPE	CHAR(1)	Authorization ID type: <ul style="list-style-type: none"> • U: user • R: role • G: group
PRIVILEGE	VARCHAR(11)	Privilege that has been explicitly granted to this authorization ID.

Table 191. Information returned by the PRIVILEGES administrative view (continued)

Column name	Data type	Description
GRANTABLE	VARCHAR(1)	Indicates if the privilege is grantable: <ul style="list-style-type: none"> • Y: Grantable • N: Not grantable
OBJECTNAME	VARCHAR(128)	object_name - Object name monitor element
OBJECTSCHEMA	VARCHAR(128)	object_schema - Object schema monitor element
OBJECTTYPE	VARCHAR(24)	Database object type.
PARENTOBJECTNAME	VARCHAR(128)	 Attention: This feature applies to the <u>container-only</u> release of Db2 Version 11.5 Mod Pack 1 or later versions. Name of the parent object which the object belongs to. For example, if object type is a column, the parent object is the table to which the column belongs.
PARENTOBJECTTYPE	VARCHAR(24)	 Attention: This feature applies to the <u>container-only</u> release of Db2 Version 11.5 Mod Pack 1 or later versions. Database object type of the parent object.

Updating SYSIBMADM.PRIVILEGES



Attention: This feature applies to the container-only release of Db2 Version 11.5 Mod Pack 1 or later versions.

Use Db2 service tool db2updv115 to update to the latest fix pack with this command:

```
db2updv115 -d testdb
```

Chapter 4. Snapshot routines and views

This grouping of routines and views can be used to retrieve information about the database and any connected applications at a specific time.

QUERY_PREP_COST administrative view - Retrieve statement prepare time information

The QUERY_PREP_COST administrative view returns a list of statements with information about the time required to prepare the statement.

The schema is SYSIBMADM.

Authorization

One of the following authorizations is required:

- SELECT privilege on the QUERY_PREP_COST administrative view
- CONTROL privilege on the QUERY_PREP_COST administrative view
- DATAACCESS authority
- DBADM authority
- SQLADM authority
- ACCESSCTRL authority
- SECADM authority

Default PUBLIC privilege

In a non-restrictive database, SELECT privilege is granted to PUBLIC when the view is automatically created.

Example

Retrieve a report on the queries with the highest percentage of time spent on preparing.

```
SELECT NUM_EXECUTIONS, AVERAGE_EXECUTION_TIME_S, PREP_TIME_PERCENT,  
       SUBSTR(STMT_TEXT, 1, 30) AS STMT_TEXT, DBPARTITIONNUM  
FROM SYSIBMADM.QUERY_PREP_COST ORDER BY PREP_TIME_PERCENT
```

The following is an example of output for this query.

```
NUM_EXECUTIONS      AVERAGE_EXECUTION_TIME_S ...  
-----  
1  
1 record(s) selected.
```

Output for this query (continued).

```
... PREP_TIME_PERCENT STMT_TEXT                                DBPARTITIONNUM  
... -----  
... 0.0 select * from dbuser.employee                          0
```

Usage notes

When selecting from the view, an order by clause can be used to identify queries with the highest prep cost. You can examine this view to see how frequently a query is run as well as the average execution time for each of these queries. If the time it takes to compile and optimize a query is almost as long as it takes for the query to execute, you might want to look at the optimization class that you are using.

Lowering the optimization class might make the query complete optimization more rapidly and therefore return a result sooner. However, if a query takes a significant amount of time to prepare yet is executed thousands of times (without being prepared again) then the optimization class might not be an issue.

Information returned

<i>Table 192. Information returned by the QUERY_PREP_COST administrative view</i>		
Column name	Data type	Description or corresponding monitor element
SNAPSHOT_TIMESTAMP	TIMESTAMP	The date and time the report was generated.
NUM_EXECUTIONS	BIGINT	num_executions - Statement executions
AVERAGE_EXECUTION_TIME_S	BIGINT	Average execution time (in seconds).
AVERAGE_EXECUTION_TIME_MS	BIGINT	Average execution time (fractional, in microseconds).
PREP_TIME_MS	BIGINT	prep_time_worst - Statement worst preparation time (in milliseconds).
PREP_TIME_PERCENT	DECIMAL(8,2)	Percent of execution time spent on preparation. Calculated as prep time divided by total execution time.
STMT_TEXT	CLOB(2 M)	stmt_text - SQL statement text
DBPARTITIONNUM	SMALLINT	dbpartitionnum - Database partition number monitor element
MEMBER	SMALLINT	member - Database member monitor element

SNAPDYN_SQL administrative view and SNAP_GET_DYN_SQL table function - Retrieve dynsql logical group snapshot information

The SNAPDYN_SQL administrative view and the SNAP_GET_DYN_SQL table function return snapshot information from the dynsql logical data group.

The “[MON_GET_PKG_CACHE_STMT table function - Get package cache statement metrics](#)” on page 639 returns a point-in-time view of both static and dynamic SQL statements in the database package cache. If you use this table function, you can take advantage of the monitoring infrastructure introduced in Version 9.7.

Depending on if you are using the administrative view or the table function, refer to one of the following sections:

- “[SNAPDYN_SQL administrative view](#)” on page 974
- “[SNAP_GET_DYN_SQL table function](#)” on page 976

SNAPDYN_SQL administrative view

This administrative view allows you to retrieve dynsql logical group snapshot information for the currently connected database.

This view returns information equivalent to the **GET SNAPSHOT FOR DYNAMIC SQL ON database-alias** CLP command.

The schema is SYSIBMADM.

Refer to [Table 193 on page 978](#) for a complete list of information that can be returned.

Authorization

One of the following authorizations is required to use the view:

- SELECT privilege on the SNAPDYN_SQL administrative view
- CONTROL privilege on the SNAPDYN_SQL administrative view
- DATAACCESS authority
- DBADM authority
- SQLADM authority
- ACCESSCTRL authority
- SECADM authority

One of the following authorizations is required to use the table function:

- EXECUTE privilege on the SNAP_GET_DYN_SQL table function
- DATAACCESS authority
- DBADM authority
- SQLADM authority

In addition, to access snapshot monitor data, one of the following authorities is also required:

- SYSMON
- SYSCTRL
- SYSMAINT
- SYSADM

Default PUBLIC privilege

In a non-restrictive database, SELECT privilege is granted to PUBLIC when the view is automatically created.

Example

Retrieve a list of dynamic SQL run on the currently connected database, ordered by the number of rows read.

```
SELECT PREP_TIME_WORST, NUM_COMPILATIONS, SUBSTR(STMT_TEXT, 1, 60)
       AS STMT_TEXT, DBPARTITIONNUM
FROM SYSIBMADM.SNAPDYN_SQL ORDER BY ROWS_READ
```

The following is an example of output from this query.

PREP_TIME_WORST	NUM_COMPILATIONS	...
98	1	...
9	1	...
0	0	...
0	1	...
0	1	...
0	1	...
0	1	...
0	1	...
40	1	...

9 record(s) selected.

Output from this query (continued).

```
... STMT_TEXT
... -----
... select prep_time_worst, num_compilations, substr(stmt_text,
... select * from dbuser.employee
... SET CURRENT LOCALE LC_CTYPE = 'en_US'
... select prep_time_worst, num_compilations, substr(stmt_text,
```

```

... select prep_time_worst, num_compilations, substr(stmt_text, ...
... select * from dbuser.employee ...
... insert into dbuser.employee values(1) ...
... select * from dbuser.employee ...
... insert into dbuser.employee values(1) ...

```

Output from this query (continued).

```

... DBPARTITIONNUM
... -----
...          0
...          0
...          0
...          2
...          1
...          2
...          2
...          1
...          0

```

SNAP_GET_DYN_SQL table function

The SNAP_GET_DYN_SQL table function returns the same information as the SNAPDYN_SQL administrative view, but allows you to retrieve the information for a specific database on a specific database member, aggregate of all database members or all database members.

This table function returns information equivalent to the **GET SNAPSHOT FOR DYNAMIC SQL ON database-alias** CLP command.

Refer to [Table 193 on page 978](#) for a complete list of information that can be returned.

Syntax

```

▶ SNAP_GET_DYN_SQL ( — dbname — ) ▶
                     └── , member ──┘

```

The schema is SYSPROC.

Table function parameters

dbname

An input argument of type VARCHAR(128) that specifies a valid database name in the same instance as the currently connected database. Specify a database name that has a directory entry type of either "Indirect" or "Home", as returned by the **LIST DATABASE DIRECTORY** command. Specify NULL or empty string to take the snapshot from the currently connected database.

member

An optional input argument of type INTEGER that specifies a valid database member number. Specify -1 for the current member, or -2 for an aggregate of all active members. If *dbname* is not set to NULL and *member* is set to NULL, -1 is set implicitly for *member*. If this input option is not used, that is, only *dbname* is provided, data is returned from members where the database is active.

If both *dbname* and *member* are set to NULL, an attempt is made to read data from the file created by SNAP_WRITE_FILE procedure. Note that this file could have been created at any time, which means that the data might not be current. If a file with the corresponding snapshot API request type does not exist, then the SNAP_GET_DYN_SQL table function takes a snapshot for the currently connected database and database member number.

Important: The SYSPROC.SNAP_WRITE_FILE procedure is deprecated and might be removed in a future release. For more information, see "SNAP_WRITE_FILE procedure" in *Administrative Routines and Views*.

Authorization

One of the following authorizations is required:

- EXECUTE privilege on the SNAP_GET_DYN_SQL table function

- DATAACCESS authority

In addition, to access snapshot monitor data, one of the following authorities is also required:

- SYSMON
- SYSCTRL
- SYSMAINT
- SYSADM

Default PUBLIC privilege

In a non-restrictive database, EXECUTE privilege is granted to PUBLIC when the function is automatically created.

Example

Retrieve a list of dynamic SQL run on the currently connected database, ordered by the number of rows read.

```
SELECT PREP_TIME_WORST, NUM_COMPILATIONS, SUBSTR(STMT_TEXT, 1, 60)
AS STMT_TEXT FROM TABLE(SNAP_GET_DYN_SQL(' ', -1)) as T
ORDER BY ROWS_READ
```

The following is an example of output from this query.

PREP_TIME_WORST	NUM_COMPILATIONS	...
0	0	...
49	1	...
0	0	...
46	1	...
0	0	...
0	0	...
0	0	...
29	1	...
0	0	...
0	0	...
10	1	...
0	0	...
4	0	...
53	0	...
0	0	...
6	1	...
334	0	...
0	0	...
5	0	...
10	0	...
599	0	...
15	1	...
7	0	...

23 record(s) selected.

Output from this query (continued).

```
... STMT_TEXT
...
... SET :HV00017 :HI00017 = RPAD(VARCHAR(:HV00035 :HI00035 ),
... SELECT COLNAME, TYPENAME FROM SYSCAT.COLUMNS WHERE TABNAME=
... DECLARE RES CURSOR WITH RETURN TO CALLER FOR SELECT R.TEXT F
... SELECT PREP_TIME_WORST, NUM_COMPILATIONS, SUBSTR(STMT_TEXT,
... VALUES (:HV00026 :HI00026 + 1, :HV00024 :HI00024 + 1) IN
... VALUES (:HV00035 :HI00035 + 1, :HV00024 :HI00024 + 1) IN
... VALUES (1) INTO :HV00035 :HI00035
... SELECT TRIGNAME FROM SYSCAT.TRIGGERS WHERE TABNAME='POLICY'
... VALUES (:HV00024 :HI00024 +1, :HV00022 :HI00022 +1) INTO :
... VALUES (1, CARDINALITY(CAST(:HV00040 :HI00040 AS "SYSIBMAD
... CALL SYSPROC.SYSINSTALLOBJECTS('POLICY', 'V', '', ''))
... SET :HV00017 :HI00017 = RPAD(VARCHAR(:HV00035 :HI00035 ),
... drop event monitor act
... SELECT TABSCHEMA, TABNAME, TYPE, STATUS, TBSPACEID, PROPERTY
... CALL SAVE_EXEC_INFO (CAST(:HV00040 :HI00040 AS "SYSIBMADM"
```

```

... SET CURRENT LOCK TIMEOUT 5
... SELECT TABNAME FROM SYSCAT.PERIODS WHERE PERIODNAME = 'SYSTE
... SELECT ARRAY_AGG(P.EXECUTABLE_ID ORDER BY M.IO_WAIT_TIME DES
... SET CURRENT ISOLATION RESET
... CALL monreport.pkgcache()
... SELECT A.SPECIFICNAME FROM SYSCAT.ROUTINES A WHERE (A.FENCED
... SELECT POLICY FROM SYSTOOLS.POLICY WHERE MED='DB2CommonMED'
... VALUES 0

```

23 record(s) selected.

After running a workload, user can use the following query with the table function.

```

SELECT STATS_FABRICATE_TIME,SYNC_RUNSTATS_TIME
FROM TABLE (SNAP_GET_DYN_SQL('mytestdb', -1))
AS SNAPDB

```

```

STATS_FABRICATE_TIME  SYNC_RUNSTATS_TIME
-----
                        2                12
                        1                30

```

For the view based on this table function:

```

SELECT STATS_FABRICATE_TIME,SYNC_RUNSTATS_TIME
FROM SYSIBMADM.SNAPDYN_SQL

```

```

STATS_FABRICATE_TIME  SYNC_RUNSTATS_TIME
-----
                        5                10
                        3                20

```

2 record(s) selected.

Information returned

Table 193. Information returned by the SNAPDYN_SQL administrative view and the SNAP_GET_DYN_SQL table function

Column name	Data type	Description or corresponding monitor element
SNAPSHOT_TIMESTAMP	TIMESTAMP	The date and time that the snapshot was taken.
NUM_EXECUTIONS	BIGINT	num_executions - Statement executions
NUM_COMPILATIONS	BIGINT	num_compilations - Statement compilations
PREP_TIME_WORST	BIGINT	prep_time_worst - Statement worst preparation time
PREP_TIME_BEST	BIGINT	prep_time_best - Statement best preparation time
INT_ROWS_DELETED	BIGINT	int_rows_deleted - Internal rows deleted
INT_ROWS_INSERTED	BIGINT	int_rows_inserted - Internal rows inserted
INT_ROWS_UPDATED	BIGINT	int_rows_updated - Internal rows updated
ROWS_READ	BIGINT	rows_read - Rows read
ROWS_WRITTEN	BIGINT	rows_written - Rows written
STMT_SORTS	BIGINT	stmt_sorts - Statement sorts
SORT_OVERFLOWS	BIGINT	sort_overflows - Sort overflows
TOTAL_SORT_TIME	BIGINT	total_sort_time - Total sort time

Table 193. Information returned by the SNAPDYN_SQL administrative view and the SNAP_GET_DYN_SQL table function (continued)

Column name	Data type	Description or corresponding monitor element
POOL_DATA_L_READS	BIGINT	pool_data_l_reads - Buffer pool data logical reads
POOL_DATA_P_READS	BIGINT	pool_data_p_reads - Buffer pool data physical reads
POOL_TEMP_DATA_L_READS	BIGINT	pool_temp_data_l_reads - Buffer pool temporary data logical reads
POOL_TEMP_DATA_P_READS	BIGINT	pool_temp_data_p_reads - Buffer pool temporary data physical reads
POOL_INDEX_L_READS	BIGINT	pool_index_l_reads - Buffer pool index logical reads
POOL_INDEX_P_READS	BIGINT	pool_index_p_reads - Buffer pool index physical reads
POOL_TEMP_INDEX_L_READS	BIGINT	pool_temp_index_l_reads - Buffer pool temporary index logical reads
POOL_TEMP_INDEX_P_READS	BIGINT	pool_temp_index_p_reads - Buffer pool temporary index physical reads
POOL_XDA_L_READS	BIGINT	pool_xda_l_reads - Buffer Pool XDA Data Logical Reads
POOL_XDA_P_READS	BIGINT	pool_xda_p_reads - Buffer Pool XDA Data Physical Reads
POOL_TEMP_XDA_L_READS	BIGINT	pool_temp_xda_l_reads - Buffer Pool Temporary XDA Data Logical Reads
POOL_TEMP_XDA_P_READS	BIGINT	pool_temp_xda_p_reads - Buffer Pool Temporary XDA Data Physical Reads monitor element
TOTAL_EXEC_TIME	BIGINT	total_exec_time - Elapsed statement execution time (in seconds)*
TOTAL_EXEC_TIME_MS	BIGINT	total_exec_time - Elapsed statement execution time (fractional, in microseconds)*
TOTAL_USR_CPU_TIME	BIGINT	total_usr_cpu_time - Total user CPU for a statement (in seconds)*
TOTAL_USR_CPU_TIME_MS	BIGINT	total_usr_cpu_time - Total user CPU for a statement (fractional, in microseconds)*
TOTAL_SYS_CPU_TIME	BIGINT	total_sys_cpu_time - Total system CPU for a statement (in seconds)*
TOTAL_SYS_CPU_TIME_MS	BIGINT	total_sys_cpu_time - Total system CPU for a statement (fractional, in microseconds)*
STMT_TEXT	CLOB(2 M)	stmt_text - SQL statement text
DBPARTITIONNUM	SMALLINT	dbpartitionnum - Database partition number monitor element

Table 193. Information returned by the SNAPDYN_SQL administrative view and the SNAP_GET_DYN_SQL table function (continued)

Column name	Data type	Description or corresponding monitor element
STATS_FABRICATE_TIME	BIGINT	The total time (in milliseconds) spent by system to create needed statistics without table or index scan during query compilation for a dynamic statement.
SYNC_RUNSTATS_TIME	BIGINT	The total time (in milliseconds) spent on synchronous statistics-collect activities during query compilation for a dynamic statement.
MEMBER	SMALLINT	member - Database member monitor element
<p>* To calculate the total time spent for the monitor element that this column is based on, you must add the full seconds reported in the column for this monitor element that ends with _S to the fractional seconds reported in the column for this monitor element that ends with _MS, using the following formula: $(\text{monitor-element-name}_S \times 1,000,000 + \text{monitor-element-name}_{MS}) \div 1,000,000$. For example, $(\text{ELAPSED_EXEC_TIME}_S \times 1,000,000 + \text{ELAPSED_EXEC_TIME}_{MS}) \div 1,000,000$.</p>		

SNAPSUBSECTION administrative view and SNAP_GET_SUBSECTION table function - Retrieve subsection logical monitor group snapshot information

The SNAPSUBSECTION administrative view and the SNAP_GET_SUBSECTION table function return information about application subsections, namely the subsection logical monitor grouping.

Depending on if you are using the administrative view or the table function, refer to one of the following sections:

- “SNAPSUBSECTION administrative view” on page 980
- “SNAP_GET_SUBSECTION table function” on page 981

SNAPSUBSECTION administrative view

This administrative view allows you to retrieve subsection logical monitor group snapshot information for the currently connected database.

Used with the MON_CURRENT_SQL administrative view and the MON_GET_AGENT, MON_GET_CONNECTION, MON_GET_MEMORY_POOL, and MON_GET_MEMORY_SET table functions, the SNAPSUBSECTION administrative view provides information equivalent to the **GET SNAPSHOT FOR APPLICATIONS on database-alias** CLP command, but retrieves data from all database members.

The schema is SYSIBMADM.

Refer to [Table 194 on page 982](#) for a complete list of information that can be returned.

Authorization

One of the following authorizations is required to use the view:

- SELECT privilege on the SNAPSUBSECTION administrative view
- CONTROL privilege on the SNAPSUBSECTION administrative view
- DATAACCESS authority
- DBADM authority
- SQLADM authority

One of the following is required to use the table function:

- EXECUTE privilege on the SNAP_GET_SUBSECTION table function
- DATAACCESS authority
- DBADM authority
- SQLADM authority

In addition, to access snapshot monitor data, one of the following authorities is also required:

- SYSMON
- SYSCTRL
- SYSMAINT
- SYSADM

Default PUBLIC privilege

In a non-restrictive database, SELECT privilege is granted to PUBLIC when the view is automatically created.

Example

Get status for subsections executing on all database members.

```
SELECT DB_NAME, STMT_TEXT, SS_STATUS, DBPARTITIONNUM
FROM SYSIBMADM.SNAPSUBSECTION
ORDER BY DB_NAME, SS_STATUS, DBPARTITIONNUM
```

The following is an example of output from this query.

DB_NAME	STMT_TEXT	SS_STATUS	DBPARTITIONNUM
SAMPLE	select * from EMPLOYEE	EXEC	0
SAMPLE	select * from EMPLOYEE	EXEC	1

SNAP_GET_SUBSECTION table function

The SNAP_GET_SUBSECTION table function returns the same information as the SNAPSUBSECTION administrative view, but allows you to retrieve the information for a specific database on a specific database member, aggregate of all database members or all database members.

Refer to [Table 194 on page 982](#) for a complete list of information that can be returned.

Used with the SNAP_GET_AGENT, SNAP_GET_AGENT_MEMORY_POOL, SNAP_GET_APPL, SNAP_GET_APPL_INFO and SNAP_GET_STMT table functions, the SNAP_GET_SUBSECTION table function provides information equivalent to the **GET SNAPSHOT FOR ALL APPLICATIONS CLP** command, but retrieves data from all database members.

Syntax

```
➤ SNAP_GET_SUBSECTION ( ( dbname ) ) ➤
```

, member

The schema is SYSPROC.

Table function parameters

dbname

An input argument of type VARCHAR(128) that specifies a valid database name in the same instance as the currently connected database. Specify a database name that has a directory entry type of either "Indirect" or "Home", as returned by the **LIST DATABASE DIRECTORY** command. Specify an

empty string to take the snapshot from the currently connected database. Specify a NULL value to take the snapshot from all databases within the same instance as the currently connected database.

member

An optional input argument of type INTEGER that specifies a valid database member number. Specify -1 for the current database member, or -2 for an aggregate of all active database members. If *dbname* is not set to NULL and *member* is set to NULL, -1 is set implicitly for *member*. If this input option is not used, that is, only *dbname* is provided, data is returned from all active database members. An active database member is a member where the database is available for connection and use by applications.

If both *dbname* and *member* are set to NULL, an attempt is made to read data from the file created by SNAP_WRITE_FILE procedure. Note that this file could have been created at any time, which means that the data might not be current. If a file with the corresponding snapshot API request type does not exist, then the SNAP_GET_SUBSECTION table function takes a snapshot for the currently connected database and database member number.

Authorization

One of the following authorizations is required:

- EXECUTE privilege on the SNAP_GET_SUBSECTION table function
- DATAACCESS authority

In addition, to access snapshot monitor data, one of the following authorities is also required:

- SYSMON
- SYSCTRL
- SYSMANT
- SYSADM

Default PUBLIC privilege

In a non-restrictive database, EXECUTE privilege is granted to PUBLIC when the function is automatically created.

Example

Get status for subsections executing on all database members.

```
SELECT DB_NAME, STMT_TEXT, SS_STATUS, DBPARTITIONNUM
FROM TABLE(SYSPROC.SNAP_GET_SUBSECTION( '', 0 )) as T
ORDER BY DB_NAME, SS_STATUS, DBPARTITIONNUM
```

The following is an example of output from this query.

DB_NAME	STMT_TEXT	SS_STATUS	DBPARTITIONNUM
SAMPLE	select * from EMPLOYEE	EXEC	0
SAMPLE	select * from EMPLOYEE	EXEC	1

Information returned

<i>Table 194. Information returned by the SNAPSUBSECTION administrative view and the SNAP_GET_SUBSECTION table function</i>		
Column name	Data type	Description or corresponding monitor element
SNAPSHOT_TIMESTAMP	TIMESTAMP	The date and time that the snapshot was taken.

Table 194. Information returned by the SNAPSUBSECTION administrative view and the SNAP_GET_SUBSECTION table function (continued)

Column name	Data type	Description or corresponding monitor element
DB_NAME	VARCHAR(128)	db_name - Database name
STMT_TEXT	CLOB(16 M)	stmt_text - SQL statement text
SS_EXEC_TIME	BIGINT	ss_exec_time - Subsection execution elapsed time
TQ_TOT_SEND_SPILLS	BIGINT	tq_tot_send_spills - Total number of table queue buffers overflowed
TQ_CUR_SEND_SPILLS	BIGINT	tq_cur_send_spills - Current number of table queue buffers overflowed
TQ_MAX_SEND_SPILLS	BIGINT	tq_max_send_spills - Maximum number of table queue buffers overflows
TQ_ROWS_READ	BIGINT	tq_rows_read - Number of rows read from table queues
TQ_ROWS_WRITTEN	BIGINT	tq_rows_written - Number of rows written to table queues
ROWS_READ	BIGINT	rows_read - Rows read
ROWS_WRITTEN	BIGINT	rows_written - Rows written
SS_USR_CPU_TIME_S	BIGINT	ss_usr_cpu_time - User CPU time used by subsection (in seconds)*
SS_USR_CPU_TIME_MS	BIGINT	ss_usr_cpu_time - User CPU time used by subsection (fractional, in microseconds)*
SS_SYS_CPU_TIME_S	BIGINT	ss_sys_cpu_time - System CPU time used by subsection (in seconds)*
SS_SYS_CPU_TIME_MS	BIGINT	ss_sys_cpu_time - System CPU time used by subsection (fractional, in microseconds)*
SS_NUMBER	INTEGER	ss_number - Subsection number
SS_STATUS	VARCHAR(20)	ss_status - Subsection status. This interface returns a text identifier based on defines in sqlmon.h and is one of: <ul style="list-style-type: none"> • EXEC • TQ_WAIT_TO_RCV • TQ_WAIT_TO_SEND • COMPLETED
SS_NODE_NUMBER	SMALLINT	ss_node_number - Subsection node number
TQ_NODE_WAITED_FOR	SMALLINT	tq_node_waited_for - Waited for node on a table queue
TQ_WAIT_FOR_ANY	INTEGER	tq_wait_for_any - Waiting for any node to send on a table queue

Table 194. Information returned by the SNAPSUBSECTION administrative view and the SNAP_GET_SUBSECTION table function (continued)

Column name	Data type	Description or corresponding monitor element
TQ_ID_WAITING_ON	INTEGER	tq_id_waiting_on - Waited on node on a table queue
DBPARTITIONNUM	SMALLINT	dbpartitionnum - Database partition number monitor element
MEMBER	SMALLINT	member - Database member monitor element
<p>* To calculate the total time spent for the monitor element that this column is based on, you must add the full seconds reported in the column for this monitor element that ends with _S to the fractional seconds reported in the column for this monitor element that ends with _MS, using the following formula: $(\text{monitor-element-name}_S \times 1,000,000 + \text{monitor-element-name}_{MS}) \div 1,000,000$. For example, $(\text{ELAPSED_EXEC_TIME}_S \times 1,000,000 + \text{ELAPSED_EXEC_TIME}_{MS}) \div 1,000,000$.</p>		

SNAPSWITCHES administrative view and SNAP_GET_SWITCHES table function - Retrieve database snapshot switch state information

The SNAPSWITCHES administrative view and the SNAP_GET_SWITCHES table function return information about the database snapshot switch state.

Depending on if you are using the administrative view or the table function, refer to one of the following sections:

- “SNAPSWITCHES administrative view” on page 984
- “SNAP_GET_SWITCHES table function” on page 985

SNAPSWITCHES administrative view

This view provides the data equivalent to the **GET DBM MONITOR SWITCHES** CLP command.

The schema is SYSIBMADM.

Refer to [Table 195 on page 986](#) for a complete list of information that can be returned.

Authorization

One of the following authorizations is required to use the view:

- SELECT privilege on the SNAPSWITCHES administrative view
- CONTROL privilege on the SNAPSWITCHES administrative view
- DATAACCESS authority
- DBADM authority
- SQLADM authority
- ACCESSCTRL authority
- SECADM authority

One of the following is required to use the table function:

- EXECUTE privilege on the SNAP_GET_SWITCHES table function
- DATAACCESS authority
- DBADM authority
- SQLADM authority

In addition, to access snapshot monitor data, one of the following authorities is also required:

- SYSMON
- SYSCTRL
- SYSMAINT
- SYSADM

Default PUBLIC privilege

In a non-restrictive database, SELECT privilege is granted to PUBLIC when the view is automatically created.

Example

Retrieve DBM monitor switches state information for all database members.

```
SELECT UOW_SW_STATE, STATEMENT_SW_STATE, TABLE_SW_STATE, BUFFPOOL_SW_STATE,
       LOCK_SW_STATE, SORT_SW_STATE, TIMESTAMP_SW_STATE,
       DBPARTITIONNUM FROM SYSIBMADM.SNAPSWITCHES
```

The following is an example of output from this query.

```
UOW_SW_STATE STATEMENT_SW_STATE TABLE_SW_STATE BUFFPOOL_SW_STATE ...
-----
           0                0                0                0 ...
           0                0                0                0 ...
           0                0                0                0 ...
...
3 record selected.
```

Output from this query (continued).

```
... LOCK_SW_STATE SORT_SW_STATE TIMESTAMP_SW_STATE DBPARTITIONNUM
-----
...           1                0                1                0
...           1                0                1                1
...           1                0                1                2
```

SNAP_GET_SWITCHES table function

The SNAP_GET_SWITCHES table function returns the same information as the SNAPSWITCHES administrative view, but allows you to retrieve the information for a specific database member, aggregate of all database members or all database members.

This table function provides the data equivalent to the **GET DBM MONITOR SWITCHES** CLP command.

Refer to [Table 195 on page 986](#) for a complete list of information that can be returned.

Syntax

```
➤ SNAP_GET_SWITCHES ( member ) ➤
```

The schema is SYSPROC.

Table function parameter

member

An optional input argument of type INTEGER that specifies a valid database member number. Specify -1 for the current database member, or -2 for an aggregate of all active database members. If this input option is not used, data will be returned from all active database members. An active database member is a member where the database is available for connection and use by applications.

If *member* is set to NULL, an attempt is made to read data from the file created by SNAP_WRITE_FILE procedure. Note that this file could have been created at any time, which means that the data might not be current. If a file with the corresponding snapshot API request type does not exist, then the SNAP_GET_SWITCHES table function takes a snapshot for the currently connected database and database member number.

Authorization

One of the following authorizations is required:

- EXECUTE privilege on the SNAP_GET_SWITCHES table function
- DATAACCESS authority

In addition, to access snapshot monitor data, one of the following authorities is also required:

- SYSMON
- SYSCTRL
- SYSMANT
- SYSADM

Default PUBLIC privilege

In a non-restrictive database, EXECUTE privilege is granted to PUBLIC when the function is automatically created.

Examples

Retrieve DBM monitor switches state information for the current database member.

```
SELECT UOW_SW_STATE, STATEMENT_SW_STATE, TABLE_SW_STATE,
       BUFFPOOL_SW_STATE, LOCK_SW_STATE, SORT_SW_STATE, TIMESTAMP_SW_STATE
FROM TABLE(SNAP_GET_SWITCHES(-1)) AS T
```

The following is an example of output from this query.

```
UOW_SW_STATE STATEMENT_SW_STATE TABLE_SW_STATE...
-----
1              1              1...
1 record(s) selected.                ...
```

Output from this query (continued).

```
... BUFFPOOL_SW_STATE LOCK_SW_STATE SORT_SW_STATE TIMESTAMP_SW_STATE
... -----
...              1              1              0              1
```

Information returned

<i>Table 195. Information returned by the SNAPSWITCHES administrative view and the SNAP_GET_SWITCHES table function</i>		
Column name	Data type	Description
SNAPSHOT_TIMESTAMP	TIMESTAMP	The date and time that the snapshot was taken.
UOW_SW_STATE	SMALLINT	State of the unit of work monitor recording switch (0 or 1).
UOW_SW_TIME	TIMESTAMP	If the unit of work monitor recording switch is on, the date and time that this switch was turned on.

Table 195. Information returned by the SNAPSWITCHES administrative view and the SNAP_GET_SWITCHES table function (continued)

Column name	Data type	Description
STATEMENT_SW_STATE	SMALLINT	State of the SQL statement monitor recording switch (0 or 1).
STATEMENT_SW_TIME	TIMESTAMP	If the SQL statement monitor recording switch is on, the date and time that this switch was turned on.
TABLE_SW_STATE	SMALLINT	State of the table activity monitor recording switch (0 or 1).
TABLE_SW_TIME	TIMESTAMP	If the table activity monitor recording switch is on, the date and time that this switch was turned on.
BUFFPOOL_SW_STATE	SMALLINT	State of the buffer pool activity monitor recording switch (0 or 1).
BUFFPOOL_SW_TIME	TIMESTAMP	If the buffer pool activity monitor recording switch is on, the date and time that this switch was turned on.
LOCK_SW_STATE	SMALLINT	State of the lock monitor recording switch (0 or 1).
LOCK_SW_TIME	TIMESTAMP	If the lock monitor recording switch is on, the date and time that this switch was turned on.
SORT_SW_STATE	SMALLINT	State of the sorting monitor recording switch (0 or 1).
SORT_SW_TIME	TIMESTAMP	If the sorting monitor recording switch is on, the date and time that this switch was turned on.
TIMESTAMP_SW_STATE	SMALLINT	State of the timestamp monitor recording switch (0 or 1)
TIMESTAMP_SW_TIME	TIMESTAMP	If the timestamp monitor recording switch is on, the date and time that this switch was turned on.
DBPARTITIONNUM	SMALLINT	dbpartitionnum - Database partition number monitor element
MEMBER	SMALLINT	member - Database member monitor element

SNAPTAB_REORG administrative view and SNAP_GET_TAB_REORG table function - Retrieve table reorganization snapshot information

The SNAPTAB_REORG administrative view and the SNAP_GET_TAB_REORG table function return table reorganization information. If no tables have been reorganized, 0 rows are returned. When a data partitioned table is reorganized, one record for each data partition is returned. If only a specific data partition of a data partitioned table is reorganized, only a record for the partition is returned.

Depending on if you are using the administrative view or the table function, refer to one of the following sections:

- [“SNAPTAB_REORG administrative view” on page 988](#)
- [“SNAP_GET_TAB_REORG table function” on page 989](#)

SNAPTAB_REORG administrative view

This administrative view allows you to retrieve table reorganization snapshot information for the currently connected database.

Used with the SNAPTAB administrative view, the SNAPTAB_REORG administrative view provides the data equivalent to the **GET SNAPSHOT FOR TABLES ON database-alias** CLP command.

The schema is SYSIBMADM.

Refer to [Table 196 on page 990](#) for a complete list of information that can be returned.

Authorization

One of the following authorizations is required to use the view:

- SELECT privilege on the SNAPTAB_REORG administrative view
- CONTROL privilege on the SNAPTAB_REORG administrative view
- DATAACCESS authority
- DBADM authority
- SQLADM authority

One of the following is required to use the table function:

- EXECUTE privilege on the SNAP_GET_TAB_REORG table function
- DATAACCESS authority
- DBADM authority
- SQLADM authority

In addition, to access snapshot monitor data, one of the following authorities is also required:

- SYSMON
- SYSCTRL
- SYSMAINT
- SYSADM

Default PUBLIC privilege

In a non-restrictive database, SELECT privilege is granted to PUBLIC when the view is automatically created.

Example

Select details on reorganization operations for all database members on the currently connected database.

```
SELECT SUBSTR(TABNAME, 1, 15) AS TAB_NAME, SUBSTR(TABSCHEMA, 1, 15)
AS TAB_SCHEMA, REORG_PHASE, SUBSTR(REORG_TYPE, 1, 20) AS REORG_TYPE,
REORG_STATUS, REORG_COMPLETION, DBPARTITIONNUM
FROM SYSIBMADM.SNAPTAB_REORG ORDER BY DBPARTITIONNUM
```

The following is an example of output from this query.

TAB_NAME	TAB_SCHEMA	REORG_PHASE	...
EMPLOYEE	DBUSER	REPLACE	...
EMPLOYEE	DBUSER	REPLACE	...
EMPLOYEE	DBUSER	REPLACE	...

3 record(s) selected.

Output from this query (continued).

...	REORG_TYPE	REORG_STATUS	REORG_COMPLETION	DBPARTITIONNUM
...	RECLAIM+OFFLINE+ALLO	COMPLETED	SUCCESS	0
...	RECLAIM+OFFLINE+ALLO	COMPLETED	SUCCESS	1
...	RECLAIM+OFFLINE+ALLO	COMPLETED	SUCCESS	2

Select all information about a reorganization operation to reclaim extents from a multidimensional clustering (MDC) or insert time clustering (ITC) table from the SNAPTAB_REORG administrative view.

```
db2 -v "select * from sysibmadm.snaptab_reorg"
```

TABNAME	REORG_PHASE	REORG_MAX_PHASE	REORG_TYPE
T1	RELEASE	3	RECLAIM_EXTENTS+ALLOW_WRITE

REORG_STATUS	REORG_COMPLETION	REORG_START	REORG_END
COMPLETED	SUCCESS	2008-09-24-14.35.30.734741	2008-09-24-14.35.31.460674

SNAP_GET_TAB_REORG table function

The SNAP_GET_TAB_REORG table function returns the same information as the SNAPTAB_REORG administrative view, but allows you to retrieve the information for a specific database on a specific database member, aggregate of all database members or all database members.

Used with the SNAP_GET_TAB table function, the SNAP_GET_TAB_REORG table function provides the data equivalent to the **GET SNAPSHOT FOR TABLES ON database-alias** CLP command.

Refer to [Table 196 on page 990](#) for a complete list of information that can be returned.

Syntax

```
➔ SNAP_GET_TAB_REORG ( ( — dbname ————— ) ) ➔  
                        , member
```

The schema is SYSPROC.

Table function parameters

dbname

An input argument of type VARCHAR(128) that specifies a valid database name in the same instance as the currently connected database. Specify a database name that has a directory entry type of either "Indirect" or "Home", as returned by the **LIST DATABASE DIRECTORY** command. Specify NULL or empty string to take the snapshot from the currently connected database.

member

An optional input argument of type INTEGER that specifies a valid database member number. Specify -1 for the current database member, or -2 for an aggregate of all active database members. If *dbname* is not set to NULL and *member* is set to NULL, -1 is set implicitly for *member*. If this input option is not used, that is, only *dbname* is provided, data is returned from all active database members. An active database member is a member where the database is available for connection and use by applications.

If both *dbname* and *member* are set to NULL, an attempt is made to read data from the file created by SNAP_WRITE_FILE procedure. Note that this file could have been created at any time, which means that the data might not be current. If a file with the corresponding snapshot API request type does not exist, then the SNAP_GET_TAB_REORG table function takes a snapshot for the currently connected database and database member number.

Authorization

One of the following authorizations is required:

- EXECUTE privilege on the SNAP_GET_TAB_REORG table function
- DATAACCESS authority

In addition, to access snapshot monitor data, one of the following authorities is also required:

- SYSMON
- SYSCTRL
- SYSMAINT
- SYSADM

Default PUBLIC privilege

In a non-restrictive database, EXECUTE privilege is granted to PUBLIC when the function is automatically created.

Example

Select details on reorganization operations for database member 1 on the currently connected database.

```
SELECT SUBSTR(TABNAME, 1, 15) AS TAB_NAME, SUBSTR(TABSHEMA, 1, 15)
      AS TAB_SCHEMA, REORG_PHASE, SUBSTR(REORG_TYPE, 1, 20) AS REORG_TYPE,
      REORG_STATUS, REORG_COMPLETION, DBPARTITIONNUM
FROM TABLE( SNAP_GET_TAB_REORG(' ', 1)) AS T
```

The following is an example of output from this query.

```
TAB_NAME      TAB_SCHEMA      REORG_PHASE      REORG_TYPE      ...
-----
EMPLOYEE      DBUSER          REPLACE          RECLAIM+OFFLINE+ALLO ...
1 record(s) selected.      ...
```

Output from this query (continued).

```
... REORG_STATUS REORG_COMPLETION DBPARTITIONNUM
... -----
... COMPLETED   SUCCESS                1
... 
```

Select all information about a reorganization operation to reclaim extents from a multidimensional clustering (MDC) or insert time clustering (ITC) table using the SNAP_GET_TAB_REORG table function.

```
db2 -v "select * from table(snap_get_tab_reorg(' '))"
TABNAME REORG_PHASE REORG_MAX_PHASE REORG_TYPE
-----
T1      RELEASE     3              RECLAIM_EXTENTS+ALLOW_WRITE
REORG_STATUS REORG_COMPLETION REORG_START REORG_END
-----
COMPLETED SUCCESS 2008-09-24-14.35.30.734741 2008-09-24-14.35.31.460674
```

Information returned

Column name	Data type	Description or corresponding monitor element
SNAPSHOT_TIMESTAMP	TIMESTAMP	The date and time that the snapshot was taken.

Table 196. Information returned by the SNAPTAB_REORG administrative view and the SNAP_GET_TAB_REORG table function (continued)

Column name	Data type	Description or corresponding monitor element
TABNAME	VARCHAR (128)	table_name - Table name
TABSCHEMA	VARCHAR (128)	table_schema - Table schema name
PAGE_REORGS	BIGINT	page_reorgs - Page reorganizations
REORG_PHASE	VARCHAR (16)	reorg_phase - Table reorganize phase. This interface returns a text identifier based on defines in sqlmon.h and is one of: <ul style="list-style-type: none"> • BUILD • DICT_SAMPLE • INDEX_RECREATE • REPLACE • SORT • SCAN • DRAIN • RELEASE or SORT+DICT_SAMPLE.
REORG_MAX_PHASE	INTEGER	reorg_max_phase - Maximum table reorganize phase
REORG_CURRENT_COUNTER	BIGINT	reorg_current_counter - Table reorganize progress
REORG_MAX_COUNTER	BIGINT	reorg_max_counter - Total amount of table reorganization

Table 196. Information returned by the SNAPTAB_REORG administrative view and the SNAP_GET_TAB_REORG table function (continued)

Column name	Data type	Description or corresponding monitor element
REORG_TYPE	VARCHAR (128)	<p>reorg_type - Table reorganize attributes. This interface returns a text identifier using a combination of the following identifiers separated by '+':</p> <p>Either:</p> <ul style="list-style-type: none"> • RECLAIM • RECLUSTER • RECLAIM_EXTS <p>and either:</p> <ul style="list-style-type: none"> • +OFFLINE • +ONLINE <p>If access mode is specified, it is one of:</p> <ul style="list-style-type: none"> • +ALLOW_NONE • +ALLOW_READ • +ALLOW_WRITE <p>If offline and RECLUSTER option, one of:</p> <ul style="list-style-type: none"> • +INDEXSCAN • +TABLESCAN <p>If offline, one of:</p> <ul style="list-style-type: none"> • +LONGLOB • +DATAONLY <p>If offline, and option is specified, any of:</p> <ul style="list-style-type: none"> • +CHOOSE_TEMP • +KEEPDICTIONARY • +RESETDICTIONARY <p>If online, and option is specified:</p> <ul style="list-style-type: none"> • +NOTRUNCATE <p>Example 1: If a REORG TABLE TEST.EMPLOYEE was run, the following would be displayed:</p> <pre style="background-color: #f0f0f0; padding: 5px;">RECLAIM+OFFLINE+ALLOW_READ+DATAONLY +KEEPDICTIONARY</pre> <p>Example 2: If a REORG TABLE TEST.EMPLOYEE INDEX EMPIDX INDEXSCAN was run, then the following would be displayed:</p> <pre style="background-color: #f0f0f0; padding: 5px;">RECLUSTER+OFFLINE+ALLOW_READ+INDEXSCAN +DATAONLY+KEEPDICTIONARY</pre>

Table 196. Information returned by the SNAPTAB_REORG administrative view and the SNAP_GET_TAB_REORG table function (continued)

Column name	Data type	Description or corresponding monitor element
REORG_STATUS	VARCHAR (10)	reorg_status - Table reorganize status. This interface returns a text identifier based on defines in sqlmon.h and is one of: <ul style="list-style-type: none"> • COMPLETED • PAUSED • STARTED • STOPPED • TRUNCATE
REORG_COMPLETION	VARCHAR (10)	reorg_completion - Table reorganization completion flag. This interface returns a text identifier, based on defines in sqlmon.h and is one of: <ul style="list-style-type: none"> • FAIL • SUCCESS
REORG_START	TIMESTAMP	reorg_start - Table reorganize start time
REORG_END	TIMESTAMP	reorg_end - Table reorganize end time
REORG_PHASE_START	TIMESTAMP	reorg_phase_start - Table reorganize phase start time
REORG_INDEX_ID	BIGINT	reorg_index_id - Index used to reorganize the table
REORG_TBSPC_ID	BIGINT	reorg_tbspc_id - Table space where table is reorganized
DBPARTITIONNUM	SMALLINT	dbpartitionnum - Database partition number monitor element
DATA_PARTITION_ID	INTEGER	data_partition_id - Data Partition identifier. For a non-partitioned table, this element will be NULL.
REORG_ROWSCOMPRESSED	BIGINT	reorg_rows_compressed - Rows compressed
REORG_ROWSREJECTED	BIGINT	reorg_rows_rejected_for_compression - Rows rejected for compression
REORG_LONG_TBSPC_ID	BIGINT	reorg_long_tbspc_id - Table space where long objects are reorganized
MEMBER	SMALLINT	member - Database member monitor element

SNAPUTIL_PROGRESS administrative view and SNAP_GET_UTIL_PROGRESS table function - Retrieve progress logical data group snapshot information

The SNAPUTIL_PROGRESS administrative view and the SNAP_GET_UTIL_PROGRESS table function return snapshot information about utility progress, in particular, the progress logical data group.

Depending on if you are using the administrative view or the table function, refer to one of the following sections:

- [“SNAPUTIL_PROGRESS administrative view” on page 994](#)
- [“SNAP_GET_UTIL_PROGRESS table function” on page 995](#)

SNAPUTIL_PROGRESS administrative view

Used in conjunction with the SNAPUTIL administrative view, the SNAPUTIL_PROGRESS administrative view provides the same information as the **LIST UTILITIES SHOW DETAIL** CLP command.

The schema is SYSIBMADM.

Refer to [Table 197 on page 996](#) for a complete list of information that can be returned.

Authorization

One of the following authorizations is required to use the view:

- SELECT privilege on the SNAPUTIL_PROGRESS administrative view
- CONTROL privilege on the SNAPUTIL_PROGRESS administrative view
- DATAACCESS authority
- DBADM authority
- SQLADM authority
- ACCESSCTRL authority
- SECADM authority

One of the following is required to use the table function:

- EXECUTE privilege on the SNAP_GET_UTIL_PROGRESS table function
- DATAACCESS authority
- DBADM authority
- SQLADM authority

In addition, to access snapshot monitor data, one of the following authorities is also required:

- SYSMON
- SYSCTRL
- SYSMAINT
- SYSADM

Default PUBLIC privilege

In a non-restrictive database, SELECT privilege is granted to PUBLIC when the view is automatically created.

Example

Retrieve details on total and completed units of progress by utility ID.


```
SELECT UTILITY_ID, PROGRESS_TOTAL_UNITS, PROGRESS_COMPLETED_UNITS,
       DBPARTITIONNUM FROM SYSIBMADM.SNAPUTIL_PROGRESS
```

The following is an example of output from this query.

UTILITY_ID	PROGRESS_TOTAL_UNITS	PROGRESS_COMPLETED_UNITS	DBPARTITIONNUM
7	10	5	0
9	10	5	1

1 record(s) selected.

SNAP_GET_UTIL_PROGRESS table function

The SNAP_GET_UTIL_PROGRESS table function returns the same information as the SNAPUTIL_PROGRESS administrative view, but allows you to retrieve the information for a specific database on a specific database member, aggregate of all database members or all database members.

Used in conjunction with the SNAP_GET_UTIL table function, the SNAP_GET_UTIL_PROGRESS table function provides the same information as the **LIST UTILITIES SHOW DETAIL** CLP command.

Refer to [Table 197 on page 996](#) for a complete list of information that can be returned.

Syntax

```
➔ SNAP_GET_UTIL_PROGRESS ( member ) ➔
```

The schema is SYSPROC.

Table function parameter

member

An optional input argument of type INTEGER that specifies a valid database member number. Specify -1 for the current database member, or -2 for an aggregate of all active database members. If this input option is not used, data will be returned from all active database members. An active database member is a member where the database is available for connection and use by applications.

If *member* is set to NULL, an attempt is made to read data from the file created by SNAP_WRITE_FILE procedure. Note that this file could have been created at any time, which means that the data might not be current. If a file with the corresponding snapshot API request type does not exist, then the SNAP_GET_UTIL_PROGRESS table function takes a snapshot for the currently connected database and database member number.

Authorization

One of the following authorizations is required:

- EXECUTE privilege on the SNAP_GET_UTIL_PROGRESS table function
- DATAACCESS authority

In addition, to access snapshot monitor data, one of the following authorities is also required:

- SYSMON
- SYSCTRL
- SYSMAINT
- SYSADM

Default PUBLIC privilege

In a non-restrictive database, EXECUTE privilege is granted to PUBLIC when the function is automatically created.

Example

Retrieve details on the progress of utilities on the currently connect member.

```
SELECT UTILITY_ID, PROGRESS_TOTAL_UNITS, PROGRESS_COMPLETED_UNITS,
       DBPARTITIONNUM FROM TABLE(SNAP_GET_UTIL_PROGRESS(-1)) as T
```

The following is an example of output from this query.

```
UTILITY_ID PROGRESS_TOTAL_UNITS PROGRESS_COMPLETED_UNITS DBPARTITIONNUM
-----
          7                10                5                0
```

1 record(s) selected.

Information returned

Table 197. Information returned by the SNAPUTIL_PROGRESS administrative view and the SNAP_GET_UTIL_PROGRESS table function

Column name	Data type	Description or corresponding monitor element
SNAPSHOT_TIMESTAMP	TIMESTAMP	The date and time that the snapshot was taken.
UTILITY_ID	INTEGER	utility_id - Utility ID. Unique to a database partition.
PROGRESS_SEQ_NUM	INTEGER	progress_seq_num - Progress sequence number. If serial, the number of the phase. If concurrent, then could be NULL.
UTILITY_STATE	VARCHAR(16)	utility_state - Utility state. This interface returns a text identifier based on the defines in sqlmon.h
PROGRESS_DESCRIPTION	VARCHAR(2048)	progress_description - Progress description
PROGRESS_START_TIME	TIMESTAMP	progress_start_time - Progress start time. Start time if the phase has started, otherwise NULL.
PROGRESS_WORK_METRIC	VARCHAR(16)	progress_work_metric - Progress work metric. This interface returns a text identifier based on the defines in sqlmon.h and is one of: <ul style="list-style-type: none"> • NOT_SUPPORT • BYTES • EXTENTS • INDEXES • PAGES • ROWS • TABLES
PROGRESS_TOTAL_UNITS	BIGINT	progress_total_units - Total progress work units

Table 197. Information returned by the SNAPUTIL_PROGRESS administrative view and the SNAP_GET_UTIL_PROGRESS table function (continued)

Column name	Data type	Description or corresponding monitor element
PROGRESS_COMPLETED_UNITS	BIGINT	progress_completed_units - Completed progress work units
DBPARTITIONNUM	SMALLINT	dbpartitionnum - Database partition number monitor element
MEMBER	SMALLINT	member - Database member monitor element

SNAPDYN_SQL administrative view and SNAP_GET_DYN_SQL table function - Retrieve dynsql logical group snapshot information

The SNAPDYN_SQL administrative view and the SNAP_GET_DYN_SQL table function return snapshot information from the dynsql logical data group.

The “[MON_GET_PKG_CACHE_STMT table function - Get package cache statement metrics](#)” on page 639 returns a point-in-time view of both static and dynamic SQL statements in the database package cache. If you use this table function, you can take advantage of the monitoring infrastructure introduced in Version 9.7.

Depending on if you are using the administrative view or the table function, refer to one of the following sections:

- “[SNAPDYN_SQL administrative view](#)” on page 997
- “[SNAP_GET_DYN_SQL table function](#)” on page 999

SNAPDYN_SQL administrative view

This administrative view allows you to retrieve dynsql logical group snapshot information for the currently connected database.

This view returns information equivalent to the **GET SNAPSHOT FOR DYNAMIC SQL ON database-alias** CLP command.

The schema is SYSIBMADM.

Refer to [Table 198 on page 1001](#) for a complete list of information that can be returned.

Authorization

One of the following authorizations is required to use the view:

- SELECT privilege on the SNAPDYN_SQL administrative view
- CONTROL privilege on the SNAPDYN_SQL administrative view
- DATAACCESS authority
- DBADM authority
- SQLADM authority
- ACCESSCTRL authority
- SECADM authority

One of the following authorizations is required to use the table function:

- EXECUTE privilege on the SNAP_GET_DYN_SQL table function
- DATAACCESS authority

- DBADM authority
- SQLADM authority

In addition, to access snapshot monitor data, one of the following authorities is also required:

- SYSMON
- SYSCTRL
- SYSMMAINT
- SYSADM

Default PUBLIC privilege

In a non-restrictive database, SELECT privilege is granted to PUBLIC when the view is automatically created.

Example

Retrieve a list of dynamic SQL run on the currently connected database, ordered by the number of rows read.

```
SELECT PREP_TIME_WORST, NUM_COMPILATIONS, SUBSTR(STMT_TEXT, 1, 60)
AS STMT_TEXT, DBPARTITIONNUM
FROM SYSIBMADM.SNAPDYN_SQL ORDER BY ROWS_READ
```

The following is an example of output from this query.

```
PREP_TIME_WORST      NUM_COMPILATIONS      ...
-----
          98              1 ...
           9              1 ...
           0              0 ...
           0              1 ...
           0              1 ...
           0              1 ...
           0              1 ...
           0              1 ...
           0              1 ...
          40              1 ...

  9 record(s) selected.
```

Output from this query (continued).

```
... STMT_TEXT ...
... ----- ...
... select prep_time_worst, num_compilations, substr(stmt_text, ...
... select * from dbuser.employee ...
... SET CURRENT LOCALE LC_CTYPE = 'en_US' ...
... select prep_time_worst, num_compilations, substr(stmt_text, ...
... select prep_time_worst, num_compilations, substr(stmt_text, ...
... select * from dbuser.employee ...
... insert into dbuser.employee values(1) ...
... select * from dbuser.employee ...
... insert into dbuser.employee values(1) ...
```

Output from this query (continued).

```
... DBPARTITIONNUM
... -----
...          0
...          0
...          0
...          2
...          1
...          2
...          2
...          1
...          0
```

SNAP_GET_DYN_SQL table function

The SNAP_GET_DYN_SQL table function returns the same information as the SNAPDYN_SQL administrative view, but allows you to retrieve the information for a specific database on a specific database member, aggregate of all database members or all database members.

This table function returns information equivalent to the **GET SNAPSHOT FOR DYNAMIC SQL ON database-alias** CLP command.

Refer to [Table 198 on page 1001](#) for a complete list of information that can be returned.

Syntax

```
►► SNAP_GET_DYN_SQL ( ( — dbname ————— ) ) ◄◄  
                    , member
```

The schema is SYSPROC.

Table function parameters

dbname

An input argument of type VARCHAR(128) that specifies a valid database name in the same instance as the currently connected database. Specify a database name that has a directory entry type of either "Indirect" or "Home", as returned by the **LIST DATABASE DIRECTORY** command. Specify NULL or empty string to take the snapshot from the currently connected database.

member

An optional input argument of type INTEGER that specifies a valid database member number. Specify -1 for the current member, or -2 for an aggregate of all active members. If *dbname* is not set to NULL and *member* is set to NULL, -1 is set implicitly for *member*. If this input option is not used, that is, only *dbname* is provided, data is returned from members where the database is active.

If both *dbname* and *member* are set to NULL, an attempt is made to read data from the file created by SNAP_WRITE_FILE procedure. Note that this file could have been created at any time, which means that the data might not be current. If a file with the corresponding snapshot API request type does not exist, then the SNAP_GET_DYN_SQL table function takes a snapshot for the currently connected database and database member number.

Important: The SYSPROC.SNAP_WRITE_FILE procedure is deprecated and might be removed in a future release. For more information, see "SNAP_WRITE_FILE procedure" in *Administrative Routines and Views*.

Authorization

One of the following authorizations is required:

- EXECUTE privilege on the SNAP_GET_DYN_SQL table function
- DATAACCESS authority

In addition, to access snapshot monitor data, one of the following authorities is also required:

- SYSMON
- SYSCTRL
- SYSMAINT
- SYSADM

Default PUBLIC privilege

In a non-restrictive database, EXECUTE privilege is granted to PUBLIC when the function is automatically created.

Example

Retrieve a list of dynamic SQL run on the currently connected database, ordered by the number of rows read.

```
SELECT PREP_TIME_WORST, NUM_COMPILATIONS, SUBSTR(STMT_TEXT, 1, 60)
AS STMT_TEXT FROM TABLE(SNAP_GET_DYN_SQL('-',-1)) as T
ORDER BY ROWS_READ
```

The following is an example of output from this query.

PREP_TIME_WORST	NUM_COMPILATIONS	...
0	0	0 ...
49	1	1 ...
0	0	0 ...
46	1	1 ...
0	0	0 ...
0	0	0 ...
0	0	0 ...
29	1	1 ...
0	0	0 ...
0	0	0 ...
10	1	1 ...
0	0	0 ...
4	0	0 ...
53	0	0 ...
0	0	0 ...
6	1	1 ...
334	0	0 ...
0	0	0 ...
5	0	0 ...
10	0	0 ...
599	0	0 ...
15	1	1 ...
7	0	0 ...

23 record(s) selected.

Output from this query (continued).

```
... STMT_TEXT
...
... SET :HV00017 :HI00017 = RPAD(VARCHAR(:HV00035 :HI00035 ),
... SELECT COLNAME, TYPENAME FROM SYSCAT.COLUMNS WHERE TABNAME=
... DECLARE RES CURSOR WITH RETURN TO CALLER FOR SELECT R.TEXT F
... SELECT PREP_TIME_WORST, NUM_COMPILATIONS, SUBSTR(STMT_TEXT,
... VALUES (:HV00026 :HI00026 + 1, :HV00024 :HI00024 + 1) IN
... VALUES (:HV00035 :HI00035 + 1, :HV00024 :HI00024 + 1) IN
... VALUES (1) INTO :HV00035 :HI00035
... SELECT TRIGNAME FROM SYSCAT.TRIGGERS WHERE TABNAME='POLICY'
... VALUES (:HV00024 :HI00024 +1, :HV00022 :HI00022 +1) INTO :
... VALUES (1, CARDINALITY(CAST(:HV00040 :HI00040 AS "SYSIBMAD
... CALL SYSPROC.SYSINSTALLOBJECTS('POLICY', 'V', '', ''))
... SET :HV00017 :HI00017 = RPAD(VARCHAR(:HV00035 :HI00035 ),
... drop event monitor act
... SELECT TABSCHEMA, TABNAME, TYPE, STATUS, TBSpaceID, PROPERTY
... CALL SAVE_EXEC_INFO (CAST(:HV00040 :HI00040 AS "SYSIBMADM"
... SET CURRENT LOCK TIMEOUT 5
... SELECT TABNAME FROM SYSCAT.PERIODS WHERE PERIODNAME = 'SYSTE
... SELECT ARRAY_AGG(P.EXECUTABLE_ID ORDER BY M.IO_WAIT_TIME DES
... SET CURRENT ISOLATION RESET
... CALL monreport.pkgcache()
... SELECT A.SPECIFICNAME FROM SYSCAT.ROUTINES A WHERE (A.FENCED
... SELECT POLICY FROM SYSTOOLS.POLICY WHERE MED='DB2CommonMED'
... VALUES 0
```

23 record(s) selected.

After running a workload, user can use the following query with the table function.

```
SELECT STATS_FABRICATE_TIME, SYNC_RUNSTATS_TIME
FROM TABLE (SNAP_GET_DYN_SQL('mytestdb', -1))
AS SNAPDB

STATS_FABRICATE_TIME   SYNC_RUNSTATS_TIME
-----
```

2	12
1	30

For the view based on this table function:

```
SELECT STATS_FABRICATE_TIME,SYNC_RUNSTATS_TIME
FROM SYSIBMADM.SNAPDYN_SQL

STATS_FABRICATE_TIME  SYNC_RUNSTATS_TIME
-----
                    5                    10
                    3                    20
2 record(s) selected.
```

Information returned

Table 198. Information returned by the SNAPDYN_SQL administrative view and the SNAP_GET_DYN_SQL table function

Column name	Data type	Description or corresponding monitor element
SNAPSHOT_TIMESTAMP	TIMESTAMP	The date and time that the snapshot was taken.
NUM_EXECUTIONS	BIGINT	num_executions - Statement executions
NUM_COMPILATIONS	BIGINT	num_compilations - Statement compilations
PREP_TIME_WORST	BIGINT	prep_time_worst - Statement worst preparation time
PREP_TIME_BEST	BIGINT	prep_time_best - Statement best preparation time
INT_ROWS_DELETED	BIGINT	int_rows_deleted - Internal rows deleted
INT_ROWS_INSERTED	BIGINT	int_rows_inserted - Internal rows inserted
INT_ROWS_UPDATED	BIGINT	int_rows_updated - Internal rows updated
ROWS_READ	BIGINT	rows_read - Rows read
ROWS_WRITTEN	BIGINT	rows_written - Rows written
STMT_SORTS	BIGINT	stmt_sorts - Statement sorts
SORT_OVERFLOWS	BIGINT	sort_overflows - Sort overflows
TOTAL_SORT_TIME	BIGINT	total_sort_time - Total sort time
POOL_DATA_L_READS	BIGINT	pool_data_l_reads - Buffer pool data logical reads
POOL_DATA_P_READS	BIGINT	pool_data_p_reads - Buffer pool data physical reads
POOL_TEMP_DATA_L_READS	BIGINT	pool_temp_data_l_reads - Buffer pool temporary data logical reads
POOL_TEMP_DATA_P_READS	BIGINT	pool_temp_data_p_reads - Buffer pool temporary data physical reads
POOL_INDEX_L_READS	BIGINT	pool_index_l_reads - Buffer pool index logical reads

Table 198. Information returned by the SNAPDYN_SQL administrative view and the SNAP_GET_DYN_SQL table function (continued)

Column name	Data type	Description or corresponding monitor element
POOL_INDEX_P_READS	BIGINT	pool_index_p_reads - Buffer pool index physical reads
POOL_TEMP_INDEX_L_READS	BIGINT	pool_temp_index_l_reads - Buffer pool temporary index logical reads
POOL_TEMP_INDEX_P_READS	BIGINT	pool_temp_index_p_reads - Buffer pool temporary index physical reads
POOL_XDA_L_READS	BIGINT	pool_xda_l_reads - Buffer Pool XDA Data Logical Reads
POOL_XDA_P_READS	BIGINT	pool_xda_p_reads - Buffer Pool XDA Data Physical Reads
POOL_TEMP_XDA_L_READS	BIGINT	pool_temp_xda_l_reads - Buffer Pool Temporary XDA Data Logical Reads
POOL_TEMP_XDA_P_READS	BIGINT	pool_temp_xda_p_reads - Buffer Pool Temporary XDA Data Physical Reads monitor element
TOTAL_EXEC_TIME	BIGINT	total_exec_time - Elapsed statement execution time (in seconds)*
TOTAL_EXEC_TIME_MS	BIGINT	total_exec_time - Elapsed statement execution time (fractional, in microseconds)*
TOTAL_USR_CPU_TIME	BIGINT	total_usr_cpu_time - Total user CPU for a statement (in seconds)*
TOTAL_USR_CPU_TIME_MS	BIGINT	total_usr_cpu_time - Total user CPU for a statement (fractional, in microseconds)*
TOTAL_SYS_CPU_TIME	BIGINT	total_sys_cpu_time - Total system CPU for a statement (in seconds)*
TOTAL_SYS_CPU_TIME_MS	BIGINT	total_sys_cpu_time - Total system CPU for a statement (fractional, in microseconds)*
STMT_TEXT	CLOB(2 M)	stmt_text - SQL statement text
DBPARTITIONNUM	SMALLINT	dbpartitionnum - Database partition number monitor element
STATS_FABRICATE_TIME	BIGINT	The total time (in milliseconds) spent by system to create needed statistics without table or index scan during query compilation for a dynamic statement.
SYNC_RUNSTATS_TIME	BIGINT	The total time (in milliseconds) spent on synchronous statistics-collect activities during query compilation for a dynamic statement.
MEMBER	SMALLINT	member - Database member monitor element

Table 198. Information returned by the SNAPDYN_SQL administrative view and the SNAP_GET_DYN_SQL table function (continued)

Column name	Data type	Description or corresponding monitor element
<p>* To calculate the total time spent for the monitor element that this column is based on, you must add the full seconds reported in the column for this monitor element that ends with _S to the fractional seconds reported in the column for this monitor element that ends with _MS, using the following formula: $(\text{monitor-element-name}_S \times 1,000,000 + \text{monitor-element-name}_{MS}) \div 1,000,000$. For example, $(\text{ELAPSED_EXEC_TIME}_S \times 1,000,000 + \text{ELAPSED_EXEC_TIME}_{MS}) \div 1,000,000$.</p>		

SNAPSUBSECTION administrative view and SNAP_GET_SUBSECTION table function - Retrieve subsection logical monitor group snapshot information

The SNAPSUBSECTION administrative view and the SNAP_GET_SUBSECTION table function return information about application subsections, namely the subsection logical monitor grouping.

Depending on if you are using the administrative view or the table function, refer to one of the following sections:

- [“SNAPSUBSECTION administrative view” on page 1003](#)
- [“SNAP_GET_SUBSECTION table function” on page 1004](#)

SNAPSUBSECTION administrative view

This administrative view allows you to retrieve subsection logical monitor group snapshot information for the currently connected database.

Used with the MON_CURRENT_SQL administrative view and the MON_GET_AGENT, MON_GET_CONNECTION, MON_GET_MEMORY_POOL, and MON_GET_MEMORY_SET table functions, the SNAPSUBSECTION administrative view provides information equivalent to the **GET SNAPSHOT FOR APPLICATIONS on database-alias** CLP command, but retrieves data from all database members.

The schema is SYSIBMADM.

Refer to [Table 199 on page 1005](#) for a complete list of information that can be returned.

Authorization

One of the following authorizations is required to use the view:

- SELECT privilege on the SNAPSUBSECTION administrative view
- CONTROL privilege on the SNAPSUBSECTION administrative view
- DATAACCESS authority
- DBADM authority
- SQLADM authority

One of the following is required to use the table function:

- EXECUTE privilege on the SNAP_GET_SUBSECTION table function
- DATAACCESS authority
- DBADM authority
- SQLADM authority

In addition, to access snapshot monitor data, one of the following authorities is also required:

- SYSMON
- SYSCTRL
- SYSMAINT

- SYSADM

Default PUBLIC privilege

In a non-restrictive database, SELECT privilege is granted to PUBLIC when the view is automatically created.

Example

Get status for subsections executing on all database members.

```
SELECT DB_NAME, STMT_TEXT, SS_STATUS, DBPARTITIONNUM
FROM SYSIBMADM.SNAPSUBSECTION
ORDER BY DB_NAME, SS_STATUS, DBPARTITIONNUM
```

The following is an example of output from this query.

DB_NAME	STMT_TEXT	SS_STATUS	DBPARTITIONNUM
SAMPLE	select * from EMPLOYEE	EXEC	0
SAMPLE	select * from EMPLOYEE	EXEC	1

SNAP_GET_SUBSECTION table function

The SNAP_GET_SUBSECTION table function returns the same information as the SNAPSUBSECTION administrative view, but allows you to retrieve the information for a specific database on a specific database member, aggregate of all database members or all database members.

Refer to [Table 199 on page 1005](#) for a complete list of information that can be returned.

Used with the SNAP_GET_AGENT, SNAP_GET_AGENT_MEMORY_POOL, SNAP_GET_APPL, SNAP_GET_APPL_INFO and SNAP_GET_STMT table functions, the SNAP_GET_SUBSECTION table function provides information equivalent to the **GET SNAPSHOT FOR ALL APPLICATIONS CLP** command, but retrieves data from all database members.

Syntax

➤ SNAP_GET_SUBSECTION ((*dbname* , *member*)) ➤

The schema is SYSPROC.

Table function parameters

dbname

An input argument of type VARCHAR(128) that specifies a valid database name in the same instance as the currently connected database. Specify a database name that has a directory entry type of either "Indirect" or "Home", as returned by the **LIST DATABASE DIRECTORY** command. Specify an empty string to take the snapshot from the currently connected database. Specify a NULL value to take the snapshot from all databases within the same instance as the currently connected database.

member

An optional input argument of type INTEGER that specifies a valid database member number. Specify -1 for the current database member, or -2 for an aggregate of all active database members. If *dbname* is not set to NULL and *member* is set to NULL, -1 is set implicitly for *member*. If this input option is not used, that is, only *dbname* is provided, data is returned from all active database members. An active database member is a member where the database is available for connection and use by applications.

If both *dbname* and *member* are set to NULL, an attempt is made to read data from the file created by SNAP_WRITE_FILE procedure. Note that this file could have been created at any time, which means that the data might not be current. If a file with the corresponding snapshot API request type does not exist,

then the SNAP_GET_SUBSECTION table function takes a snapshot for the currently connected database and database member number.

Authorization

One of the following authorizations is required:

- EXECUTE privilege on the SNAP_GET_SUBSECTION table function
- DATAACCESS authority

In addition, to access snapshot monitor data, one of the following authorities is also required:

- SYSMON
- SYSCTRL
- SYSMANT
- SYSADM

Default PUBLIC privilege

In a non-restrictive database, EXECUTE privilege is granted to PUBLIC when the function is automatically created.

Example

Get status for subsections executing on all database members.

```
SELECT DB_NAME, STMT_TEXT, SS_STATUS, DBPARTITIONNUM
FROM TABLE(SYSPROC.SNAP_GET_SUBSECTION( '', 0 )) as T
ORDER BY DB_NAME, SS_STATUS, DBPARTITIONNUM
```

The following is an example of output from this query.

DB_NAME	STMT_TEXT	SS_STATUS	DBPARTITIONNUM
SAMPLE	select * from EMPLOYEE	EXEC	0
SAMPLE	select * from EMPLOYEE	EXEC	1

Information returned

<i>Table 199. Information returned by the SNAPSUBSECTION administrative view and the SNAP_GET_SUBSECTION table function</i>		
Column name	Data type	Description or corresponding monitor element
SNAPSHOT_TIMESTAMP	TIMESTAMP	The date and time that the snapshot was taken.
DB_NAME	VARCHAR(128)	db_name - Database name
STMT_TEXT	CLOB(16 M)	stmt_text - SQL statement text
SS_EXEC_TIME	BIGINT	ss_exec_time - Subsection execution elapsed time
TQ_TOT_SEND_SPILLS	BIGINT	tq_tot_send_spills - Total number of table queue buffers overflowed
TQ_CUR_SEND_SPILLS	BIGINT	tq_cur_send_spills - Current number of table queue buffers overflowed
TQ_MAX_SEND_SPILLS	BIGINT	tq_max_send_spills - Maximum number of table queue buffers overflows

Table 199. Information returned by the SNAPSUBSECTION administrative view and the SNAP_GET_SUBSECTION table function (continued)

Column name	Data type	Description or corresponding monitor element
TQ_ROWS_READ	BIGINT	tq_rows_read - Number of rows read from table queues
TQ_ROWS_WRITTEN	BIGINT	tq_rows_written - Number of rows written to table queues
ROWS_READ	BIGINT	rows_read - Rows read
ROWS_WRITTEN	BIGINT	rows_written - Rows written
SS_USR_CPU_TIME_S	BIGINT	ss_usr_cpu_time - User CPU time used by subsection (in seconds)*
SS_USR_CPU_TIME_MS	BIGINT	ss_usr_cpu_time - User CPU time used by subsection (fractional, in microseconds)*
SS_SYS_CPU_TIME_S	BIGINT	ss_sys_cpu_time - System CPU time used by subsection (in seconds)*
SS_SYS_CPU_TIME_MS	BIGINT	ss_sys_cpu_time - System CPU time used by subsection (fractional, in microseconds)*
SS_NUMBER	INTEGER	ss_number - Subsection number
SS_STATUS	VARCHAR(20)	ss_status - Subsection status. This interface returns a text identifier based on defines in sqlmon.h and is one of: <ul style="list-style-type: none"> • EXEC • TQ_WAIT_TO_RCV • TQ_WAIT_TO_SEND • COMPLETED
SS_NODE_NUMBER	SMALLINT	ss_node_number - Subsection node number
TQ_NODE_WAITED_FOR	SMALLINT	tq_node_waited_for - Waited for node on a table queue
TQ_WAIT_FOR_ANY	INTEGER	tq_wait_for_any - Waiting for any node to send on a table queue
TQ_ID_WAITING_ON	INTEGER	tq_id_waiting_on - Waited on node on a table queue
DBPARTITIONNUM	SMALLINT	dbpartitionnum - Database partition number monitor element
MEMBER	SMALLINT	member - Database member monitor element
<p>* To calculate the total time spent for the monitor element that this column is based on, you must add the full seconds reported in the column for this monitor element that ends with _S to the fractional seconds reported in the column for this monitor element that ends with _MS, using the following formula: $(\text{monitor-element-name}_S \times 1,000,000 + \text{monitor-element-name}_MS) \div 1,000,000$. For example, $(\text{ELAPSED_EXEC_TIME}_S \times 1,000,000 + \text{ELAPSED_EXEC_TIME}_MS) \div 1,000,000$.</p>		

SNAPSWITCHES administrative view and SNAP_GET_SWITCHES table function - Retrieve database snapshot switch state information

The SNAPSWITCHES administrative view and the SNAP_GET_SWITCHES table function return information about the database snapshot switch state.

Depending on if you are using the administrative view or the table function, refer to one of the following sections:

- [“SNAPSWITCHES administrative view” on page 1007](#)
- [“SNAP_GET_SWITCHES table function” on page 1008](#)

SNAPSWITCHES administrative view

This view provides the data equivalent to the **GET DBM MONITOR SWITCHES** CLP command.

The schema is SYSIBMADM.

Refer to [Table 200 on page 1009](#) for a complete list of information that can be returned.

Authorization

One of the following authorizations is required to use the view:

- SELECT privilege on the SNAPSWITCHES administrative view
- CONTROL privilege on the SNAPSWITCHES administrative view
- DATAACCESS authority
- DBADM authority
- SQLADM authority
- ACCESSCTRL authority
- SECADM authority

One of the following is required to use the table function:

- EXECUTE privilege on the SNAP_GET_SWITCHES table function
- DATAACCESS authority
- DBADM authority
- SQLADM authority

In addition, to access snapshot monitor data, one of the following authorities is also required:

- SYSMON
- SYSCTRL
- SYSMAINT
- SYSADM

Default PUBLIC privilege

In a non-restrictive database, SELECT privilege is granted to PUBLIC when the view is automatically created.

Example

Retrieve DBM monitor switches state information for all database members.

```
SELECT UOW_SW_STATE, STATEMENT_SW_STATE, TABLE_SW_STATE, BUFFPOOL_SW_STATE,  
       LOCK_SW_STATE, SORT_SW_STATE, TIMESTAMP_SW_STATE,  
       DBPARTITIONNUM FROM SYSIBMADM.SNAPSWITCHES
```

The following is an example of output from this query.

```

UOW_SW_STATE STATEMENT_SW_STATE TABLE_SW_STATE BUFFPOOL_SW_STATE ...
-----
          0             0             0             0 ...
          0             0             0             0 ...
          0             0             0             0 ...
          ...
3 record selected.

```

Output from this query (continued).

```

... LOCK_SW_STATE SORT_SW_STATE TIMESTAMP_SW_STATE DBPARTITIONNUM
-----
...          1             0             1             0
...          1             0             1             1
...          1             0             1             2

```

SNAP_GET_SWITCHES table function

The SNAP_GET_SWITCHES table function returns the same information as the SNAPSWITCHES administrative view, but allows you to retrieve the information for a specific database member, aggregate of all database members or all database members.

This table function provides the data equivalent to the **GET DBM MONITOR SWITCHES** CLP command.

Refer to [Table 200 on page 1009](#) for a complete list of information that can be returned.

Syntax

```

▶▶ SNAP_GET_SWITCHES ( member ) ▶▶

```

The schema is SYSPROC.

Table function parameter

member

An optional input argument of type INTEGER that specifies a valid database member number. Specify -1 for the current database member, or -2 for an aggregate of all active database members. If this input option is not used, data will be returned from all active database members. An active database member is a member where the database is available for connection and use by applications.

If *member* is set to NULL, an attempt is made to read data from the file created by SNAP_WRITE_FILE procedure. Note that this file could have been created at any time, which means that the data might not be current. If a file with the corresponding snapshot API request type does not exist, then the SNAP_GET_SWITCHES table function takes a snapshot for the currently connected database and database member number.

Authorization

One of the following authorizations is required:

- EXECUTE privilege on the SNAP_GET_SWITCHES table function
- DATAACCESS authority

In addition, to access snapshot monitor data, one of the following authorities is also required:

- SYSMON
- SYSCTRL
- SYSMAINT
- SYSADM

Default PUBLIC privilege

In a non-restrictive database, EXECUTE privilege is granted to PUBLIC when the function is automatically created.

Examples

Retrieve DBM monitor switches state information for the current database member.

```
SELECT UOW_SW_STATE, STATEMENT_SW_STATE, TABLE_SW_STATE,
       BUFFPOOL_SW_STATE, LOCK_SW_STATE, SORT_SW_STATE, TIMESTAMP_SW_STATE
FROM TABLE(SNAP_GET_SWITCHES(-1)) AS T
```

The following is an example of output from this query.

```
UOW_SW_STATE STATEMENT_SW_STATE TABLE_SW_STATE...
-----
           1                1                1...
1 record(s) selected.                ...
```

Output from this query (continued).

```
... BUFFPOOL_SW_STATE LOCK_SW_STATE SORT_SW_STATE TIMESTAMP_SW_STATE
... -----
...                1                1                0                1
```

Information returned

<i>Table 200. Information returned by the SNAPSWITCHES administrative view and the SNAP_GET_SWITCHES table function</i>		
Column name	Data type	Description
SNAPSHOT_TIMESTAMP	TIMESTAMP	The date and time that the snapshot was taken.
UOW_SW_STATE	SMALLINT	State of the unit of work monitor recording switch (0 or 1).
UOW_SW_TIME	TIMESTAMP	If the unit of work monitor recording switch is on, the date and time that this switch was turned on.
STATEMENT_SW_STATE	SMALLINT	State of the SQL statement monitor recording switch (0 or 1).
STATEMENT_SW_TIME	TIMESTAMP	If the SQL statement monitor recording switch is on, the date and time that this switch was turned on.
TABLE_SW_STATE	SMALLINT	State of the table activity monitor recording switch (0 or 1).
TABLE_SW_TIME	TIMESTAMP	If the table activity monitor recording switch is on, the date and time that this switch was turned on.
BUFFPOOL_SW_STATE	SMALLINT	State of the buffer pool activity monitor recording switch (0 or 1).
BUFFPOOL_SW_TIME	TIMESTAMP	If the buffer pool activity monitor recording switch is on, the date and time that this switch was turned on.

Table 200. Information returned by the SNAPSWITCHES administrative view and the SNAP_GET_SWITCHES table function (continued)

Column name	Data type	Description
LOCK_SW_STATE	SMALLINT	State of the lock monitor recording switch (0 or 1).
LOCK_SW_TIME	TIMESTAMP	If the lock monitor recording switch is on, the date and time that this switch was turned on.
SORT_SW_STATE	SMALLINT	State of the sorting monitor recording switch (0 or 1).
SORT_SW_TIME	TIMESTAMP	If the sorting monitor recording switch is on, the date and time that this switch was turned on.
TIMESTAMP_SW_STATE	SMALLINT	State of the timestamp monitor recording switch (0 or 1)
TIMESTAMP_SW_TIME	TIMESTAMP	If the timestamp monitor recording switch is on, the date and time that this switch was turned on.
DBPARTITIONNUM	SMALLINT	dbpartitionnum - Database partition number monitor element
MEMBER	SMALLINT	member - Database member monitor element

SNAPTAB_REORG administrative view and SNAP_GET_TAB_REORG table function - Retrieve table reorganization snapshot information

The SNAPTAB_REORG administrative view and the SNAP_GET_TAB_REORG table function return table reorganization information. If no tables have been reorganized, 0 rows are returned. When a data partitioned table is reorganized, one record for each data partition is returned. If only a specific data partition of a data partitioned table is reorganized, only a record for the partition is returned.

Depending on if you are using the administrative view or the table function, refer to one of the following sections:

- “SNAPTAB_REORG administrative view” on page 1010
- “SNAP_GET_TAB_REORG table function” on page 1012

SNAPTAB_REORG administrative view

This administrative view allows you to retrieve table reorganization snapshot information for the currently connected database.

Used with the SNAPTAB administrative view, the SNAPTAB_REORG administrative view provides the data equivalent to the **GET SNAPSHOT FOR TABLES ON database-alias** CLP command.

The schema is SYSIBMADM.

Refer to [Table 201 on page 1013](#) for a complete list of information that can be returned.

Authorization

One of the following authorizations is required to use the view:

- SELECT privilege on the SNAPTAB_REORG administrative view

- CONTROL privilege on the SNAPTAB_REORG administrative view
- DATAACCESS authority
- DBADM authority
- SQLADM authority

One of the following is required to use the table function:

- EXECUTE privilege on the SNAP_GET_TAB_REORG table function
- DATAACCESS authority
- DBADM authority
- SQLADM authority

In addition, to access snapshot monitor data, one of the following authorities is also required:

- SYSMON
- SYSCTRL
- SYSMAINT
- SYSADM

Default PUBLIC privilege

In a non-restrictive database, SELECT privilege is granted to PUBLIC when the view is automatically created.

Example

Select details on reorganization operations for all database members on the currently connected database.

```
SELECT SUBSTR(TABNAME, 1, 15) AS TAB_NAME, SUBSTR(TABSCHEMA, 1, 15)
AS TAB_SCHEMA, REORG_PHASE, SUBSTR(REORG_TYPE, 1, 20) AS REORG_TYPE,
REORG_STATUS, REORG_COMPLETION, DBPARTITIONNUM
FROM SYSIBMADM.SNAPTAB_REORG ORDER BY DBPARTITIONNUM
```

The following is an example of output from this query.

```
TAB_NAME      TAB_SCHEMA      REORG_PHASE      ...
-----
EMPLOYEE      DBUSER          REPLACE          ...
EMPLOYEE      DBUSER          REPLACE          ...
EMPLOYEE      DBUSER          REPLACE          ...
3 record(s) selected.
```

Output from this query (continued).

```
... REORG_TYPE      REORG_STATUS REORG_COMPLETION DBPARTITIONNUM
... -----
... RECLAIM+OFFLINE+ALLO COMPLETED SUCCESS 0
... RECLAIM+OFFLINE+ALLO COMPLETED SUCCESS 1
... RECLAIM+OFFLINE+ALLO COMPLETED SUCCESS 2
```

Select all information about a reorganization operation to reclaim extents from a multidimensional clustering (MDC) or insert time clustering (ITC) table from the SNAPTAB_REORG administrative view.

```
db2 -v "select * from sysibmadm.snaptab_reorg"
```

```
TABNAME REORG_PHASE      REORG_MAX_PHASE REORG_TYPE
-----
T1      RELEASE          3              RECLAIM_EXTENTS+ALLOW_WRITE
REORG_STATUS REORG_COMPLETION REORG_START      REORG_END
```

SNAP_GET_TAB_REORG table function

The SNAP_GET_TAB_REORG table function returns the same information as the SNAPTAB_REORG administrative view, but allows you to retrieve the information for a specific database on a specific database member, aggregate of all database members or all database members.

Used with the SNAP_GET_TAB table function, the SNAP_GET_TAB_REORG table function provides the data equivalent to the **GET SNAPSHOT FOR TABLES ON database-alias** CLP command.

Refer to [Table 201 on page 1013](#) for a complete list of information that can be returned.

Syntax

```
➤ SNAP_GET_TAB_REORG ( ( — dbname [ , member ] ) ) ➤
```

The schema is SYSPROC.

Table function parameters

dbname

An input argument of type VARCHAR(128) that specifies a valid database name in the same instance as the currently connected database. Specify a database name that has a directory entry type of either "Indirect" or "Home", as returned by the **LIST DATABASE DIRECTORY** command. Specify NULL or empty string to take the snapshot from the currently connected database.

member

An optional input argument of type INTEGER that specifies a valid database member number. Specify -1 for the current database member, or -2 for an aggregate of all active database members. If *dbname* is not set to NULL and *member* is set to NULL, -1 is set implicitly for *member*. If this input option is not used, that is, only *dbname* is provided, data is returned from all active database members. An active database member is a member where the database is available for connection and use by applications.

If both *dbname* and *member* are set to NULL, an attempt is made to read data from the file created by SNAP_WRITE_FILE procedure. Note that this file could have been created at any time, which means that the data might not be current. If a file with the corresponding snapshot API request type does not exist, then the SNAP_GET_TAB_REORG table function takes a snapshot for the currently connected database and database member number.

Authorization

One of the following authorizations is required:

- EXECUTE privilege on the SNAP_GET_TAB_REORG table function
- DATAACCESS authority

In addition, to access snapshot monitor data, one of the following authorities is also required:

- SYSMON
- SYSCTRL
- SYSMAINT
- SYSADM

Default PUBLIC privilege

In a non-restrictive database, EXECUTE privilege is granted to PUBLIC when the function is automatically created.

Example

Select details on reorganization operations for database member 1 on the currently connected database.

```
SELECT SUBSTR(TABNAME, 1, 15) AS TAB_NAME, SUBSTR(TABSCHEMA, 1, 15)
AS TAB_SCHEMA, REORG_PHASE, SUBSTR(REORG_TYPE, 1, 20) AS REORG_TYPE,
REORG_STATUS, REORG_COMPLETION, DBPARTITIONNUM
FROM TABLE( SNAP_GET_TAB_REORG('', 1)) AS T
```

The following is an example of output from this query.

```
TAB_NAME      TAB_SCHEMA    REORG_PHASE    REORG_TYPE      ...
-----
EMPLOYEE      DBUSER        REPLACE        RECLAIM+OFFLINE+ALLO ...
1 record(s) selected.      ...
```

Output from this query (continued).

```
... REORG_STATUS REORG_COMPLETION DBPARTITIONNUM
... -----
... COMPLETED    SUCCESS                      1
... 
```

Select all information about a reorganization operation to reclaim extents from a multidimensional clustering (MDC) or insert time clustering (ITC) table using the SNAP_GET_TAB_REORG table function.

```
db2 -v "select * from table(snap_get_tab_reorg(''))"
```

```
TABNAME  REORG_PHASE      REORG_MAX_PHASE  REORG_TYPE
-----
T1        RELEASE          3                RECLAIM_EXTENTS+ALLOW_WRITE

REORG_STATUS REORG_COMPLETION REORG_START      REORG_END
-----
COMPLETED    SUCCESS          2008-09-24-14.35.30.734741 2008-09-24-14.35.31.460674
```

Information returned

Table 201. Information returned by the SNAPTAB_REORG administrative view and the SNAP_GET_TAB_REORG table function

Column name	Data type	Description or corresponding monitor element
SNAPSHOT_TIMESTAMP	TIMESTAMP	The date and time that the snapshot was taken.
TABNAME	VARCHAR (128)	table_name - Table name
TABSCHEMA	VARCHAR (128)	table_schema - Table schema name
PAGE_REORGS	BIGINT	page_reorgs - Page reorganizations

Table 201. Information returned by the SNAPTAB_REORG administrative view and the SNAP_GET_TAB_REORG table function (continued)

Column name	Data type	Description or corresponding monitor element
REORG_PHASE	VARCHAR (16)	reorg_phase - Table reorganize phase. This interface returns a text identifier based on defines in sqlmon.h and is one of: <ul style="list-style-type: none"> • BUILD • DICT_SAMPLE • INDEX_RECREATE • REPLACE • SORT • SCAN • DRAIN • RELEASE or SORT+DICT_SAMPLE.
REORG_MAX_PHASE	INTEGER	reorg_max_phase - Maximum table reorganize phase
REORG_CURRENT_COUNTER	BIGINT	reorg_current_counter - Table reorganize progress
REORG_MAX_COUNTER	BIGINT	reorg_max_counter - Total amount of table reorganization

Table 201. Information returned by the SNAPTAB_REORG administrative view and the SNAP_GET_TAB_REORG table function (continued)

Column name	Data type	Description or corresponding monitor element
REORG_TYPE	VARCHAR (128)	<p>reorg_type - Table reorganize attributes. This interface returns a text identifier using a combination of the following identifiers separated by '+':</p> <p>Either:</p> <ul style="list-style-type: none"> • RECLAIM • RECLUSTER • RECLAIM_EXTS <p>and either:</p> <ul style="list-style-type: none"> • +OFFLINE • +ONLINE <p>If access mode is specified, it is one of:</p> <ul style="list-style-type: none"> • +ALLOW_NONE • +ALLOW_READ • +ALLOW_WRITE <p>If offline and RECLUSTER option, one of:</p> <ul style="list-style-type: none"> • +INDEXSCAN • +TABLESCAN <p>If offline, one of:</p> <ul style="list-style-type: none"> • +LONGLOB • +DATAONLY <p>If offline, and option is specified, any of:</p> <ul style="list-style-type: none"> • +CHOOSE_TEMP • +KEEPDICTIONARY • +RESETDICTIONARY <p>If online, and option is specified:</p> <ul style="list-style-type: none"> • +NOTRUNCATE <p>Example 1: If a REORG TABLE TEST.EMPLOYEE was run, the following would be displayed:</p> <pre style="background-color: #f0f0f0; padding: 5px;">RECLAIM+OFFLINE+ALLOW_READ+DATAONLY +KEEPDICTIONARY</pre> <p>Example 2: If a REORG TABLE TEST.EMPLOYEE INDEX EMPIDX INDEXSCAN was run, then the following would be displayed:</p> <pre style="background-color: #f0f0f0; padding: 5px;">RECLUSTER+OFFLINE+ALLOW_READ+INDEXSCAN +DATAONLY+KEEPDICTIONARY</pre>

Table 201. Information returned by the SNAPTAB_REORG administrative view and the SNAP_GET_TAB_REORG table function (continued)

Column name	Data type	Description or corresponding monitor element
REORG_STATUS	VARCHAR (10)	reorg_status - Table reorganize status. This interface returns a text identifier based on defines in sqlmon.h and is one of: <ul style="list-style-type: none"> • COMPLETED • PAUSED • STARTED • STOPPED • TRUNCATE
REORG_COMPLETION	VARCHAR (10)	reorg_completion - Table reorganization completion flag. This interface returns a text identifier, based on defines in sqlmon.h and is one of: <ul style="list-style-type: none"> • FAIL • SUCCESS
REORG_START	TIMESTAMP	reorg_start - Table reorganize start time
REORG_END	TIMESTAMP	reorg_end - Table reorganize end time
REORG_PHASE_START	TIMESTAMP	reorg_phase_start - Table reorganize phase start time
REORG_INDEX_ID	BIGINT	reorg_index_id - Index used to reorganize the table
REORG_TBSPC_ID	BIGINT	reorg_tbspc_id - Table space where table is reorganized
DBPARTITIONNUM	SMALLINT	dbpartitionnum - Database partition number monitor element
DATA_PARTITION_ID	INTEGER	data_partition_id - Data Partition identifier. For a non-partitioned table, this element will be NULL.
REORG_ROWSCOMPRESSED	BIGINT	reorg_rows_compressed - Rows compressed
REORG_ROWSREJECTED	BIGINT	reorg_rows_rejected_for_compression - Rows rejected for compression
REORG_LONG_TBSPC_ID	BIGINT	reorg_long_tbspc_id - Table space where long objects are reorganized
MEMBER	SMALLINT	member - Database member monitor element

SNAPUTIL_PROGRESS administrative view and SNAP_GET_UTIL_PROGRESS table function - Retrieve progress logical data group snapshot information

The SNAPUTIL_PROGRESS administrative view and the SNAP_GET_UTIL_PROGRESS table function return snapshot information about utility progress, in particular, the progress logical data group.

Depending on if you are using the administrative view or the table function, refer to one of the following sections:

- “SNAPUTIL_PROGRESS administrative view” on page 1017
- “SNAP_GET_UTIL_PROGRESS table function” on page 1018

SNAPUTIL_PROGRESS administrative view

Used in conjunction with the SNAPUTIL administrative view, the SNAPUTIL_PROGRESS administrative view provides the same information as the **LIST UTILITIES SHOW DETAIL** CLP command.

The schema is SYSIBMADM.

Refer to [Table 202 on page 1019](#) for a complete list of information that can be returned.

Authorization

One of the following authorizations is required to use the view:

- SELECT privilege on the SNAPUTIL_PROGRESS administrative view
- CONTROL privilege on the SNAPUTIL_PROGRESS administrative view
- DATAACCESS authority
- DBADM authority
- SQLADM authority
- ACCESSCTRL authority
- SECADM authority

One of the following is required to use the table function:

- EXECUTE privilege on the SNAP_GET_UTIL_PROGRESS table function
- DATAACCESS authority
- DBADM authority
- SQLADM authority

In addition, to access snapshot monitor data, one of the following authorities is also required:

- SYSMON
- SYSCTRL
- SYSMAINT
- SYSADM

Default PUBLIC privilege

In a non-restrictive database, SELECT privilege is granted to PUBLIC when the view is automatically created.

Example

Retrieve details on total and completed units of progress by utility ID.

```
SELECT UTILITY_ID, PROGRESS_TOTAL_UNITS, PROGRESS_COMPLETED_UNITS,
       DBPARTITIONNUM FROM SYSIBMADM.SNAPUTIL_PROGRESS
```

The following is an example of output from this query.

UTILITY_ID	PROGRESS_TOTAL_UNITS	PROGRESS_COMPLETED_UNITS	DBPARTITIONNU
7	10	5	0
9	10	5	1

1 record(s) selected.

SNAP_GET_UTIL_PROGRESS table function

The SNAP_GET_UTIL_PROGRESS table function returns the same information as the SNAPUTIL_PROGRESS administrative view, but allows you to retrieve the information for a specific database on a specific database member, aggregate of all database members or all database members.

Used in conjunction with the SNAP_GET_UTIL table function, the SNAP_GET_UTIL_PROGRESS table function provides the same information as the **LIST UTILITIES SHOW DETAIL** CLP command.

Refer to [Table 202 on page 1019](#) for a complete list of information that can be returned.

Syntax

```
➔ SNAP_GET_UTIL_PROGRESS ( member ) ➔
```

The schema is SYSPROC.

Table function parameter

member

An optional input argument of type INTEGER that specifies a valid database member number. Specify -1 for the current database member, or -2 for an aggregate of all active database members. If this input option is not used, data will be returned from all active database members. An active database member is a member where the database is available for connection and use by applications.

If *member* is set to NULL, an attempt is made to read data from the file created by SNAP_WRITE_FILE procedure. Note that this file could have been created at any time, which means that the data might not be current. If a file with the corresponding snapshot API request type does not exist, then the SNAP_GET_UTIL_PROGRESS table function takes a snapshot for the currently connected database and database member number.

Authorization

One of the following authorizations is required:

- EXECUTE privilege on the SNAP_GET_UTIL_PROGRESS table function
- DATAACCESS authority

In addition, to access snapshot monitor data, one of the following authorities is also required:

- SYSMON
- SYSCTRL
- SYSMAINT
- SYSADM

Default PUBLIC privilege

In a non-restrictive database, EXECUTE privilege is granted to PUBLIC when the function is automatically created.

Example

Retrieve details on the progress of utilities on the currently connect member.

```
SELECT UTILITY_ID, PROGRESS_TOTAL_UNITS, PROGRESS_COMPLETED_UNITS,
       DBPARTITIONNUM FROM TABLE(SNAP_GET_UTIL_PROGRESS(-1)) as T
```

The following is an example of output from this query.

```
UTILITY_ID PROGRESS_TOTAL_UNITS PROGRESS_COMPLETED_UNITS DBPARTITIONNUM
-----
          7                10                5                0
```

1 record(s) selected.

Information returned

Table 202. Information returned by the SNAPUTIL_PROGRESS administrative view and the SNAP_GET_UTIL_PROGRESS table function

Column name	Data type	Description or corresponding monitor element
SNAPSHOT_TIMESTAMP	TIMESTAMP	The date and time that the snapshot was taken.
UTILITY_ID	INTEGER	utility_id - Utility ID. Unique to a database partition.
PROGRESS_SEQ_NUM	INTEGER	progress_seq_num - Progress sequence number. If serial, the number of the phase. If concurrent, then could be NULL.
UTILITY_STATE	VARCHAR(16)	utility_state - Utility state. This interface returns a text identifier based on the defines in sqlmon.h
PROGRESS_DESCRIPTION	VARCHAR(2048)	progress_description - Progress description
PROGRESS_START_TIME	TIMESTAMP	progress_start_time - Progress start time. Start time if the phase has started, otherwise NULL.
PROGRESS_WORK_METRIC	VARCHAR(16)	progress_work_metric - Progress work metric. This interface returns a text identifier based on the defines in sqlmon.h and is one of: <ul style="list-style-type: none"> • NOT_SUPPORT • BYTES • EXTENTS • INDEXES • PAGES • ROWS • TABLES
PROGRESS_TOTAL_UNITS	BIGINT	progress_total_units - Total progress work units

<i>Table 202. Information returned by the SNAPUTIL_PROGRESS administrative view and the SNAP_GET_UTIL_PROGRESS table function (continued)</i>		
Column name	Data type	Description or corresponding monitor element
PROGRESS_COMPLETED_UNITS	BIGINT	progress_completed_units - Completed progress work units
DBPARTITIONNUM	SMALLINT	dbpartitionnum - Database partition number monitor element
MEMBER	SMALLINT	member - Database member monitor element

TOP_DYNAMIC_SQL administrative view - Retrieve information about the top dynamic SQL statements

The TOP_DYNAMIC_SQL administrative view returns the top dynamic SQL statements sortable by number of executions, average execution time, number of sorts, or sorts per statement.

The queries returned by TOP_DYNAMIC_SQL administrative view are the queries that should get focus to ensure they are well tuned.

The schema is SYSIBMADM.

Authorization

One of the following authorizations is required:

- SELECT privilege on the TOP_DYNAMIC_SQL administrative view
- CONTROL privilege on the TOP_DYNAMIC_SQL administrative view
- DATAACCESS authority
- DBADM authority
- SQLADM authority
- ACCESSCTRL authority
- SECADM authority

In addition, to access snapshot monitor data, one of the following authorities is also required:

- SYSMON
- SYSCTRL
- SYSMAINT
- SYSADM

Default PUBLIC privilege

In a non-restrictive database, SELECT privilege is granted to PUBLIC when the view is automatically created.

Information returned

<i>Table 203. Information returned by the TOP_DYNAMIC_SQL administrative view</i>		
Column name	Data type	Description or corresponding monitor element
SNAPSHOT_TIMESTAMP	TIMESTAMP	Timestamp for the report.

Table 203. Information returned by the TOP_DYNAMIC_SQL administrative view (continued)

Column name	Data type	Description or corresponding monitor element
NUM_EXECUTIONS	BIGINT	num_executions - Statement executions
AVERAGE_EXECUTION_TIME_S	BIGINT	Average execution time, in seconds.
STMT_SORTS	BIGINT	stmt_sorts - Statement sorts
SORTS_PER_EXECUTION	BIGINT	Number of sorts per statement execution.
STMT_TEXT	CLOB(2 M)	stmt_text - SQL statement text
DBPARTITIONNUM	SMALLINT	dbpartitionnum - Database partition number monitor element
MEMBER	SMALLINT	member - Database member monitor element

Example

Identify the top 5 most frequently run SQL.

```
SELECT NUM_EXECUTIONS, AVERAGE_EXECUTION_TIME_S, STMT_SORTS,
       SORTS_PER_EXECUTION, SUBSTR(STMT_TEXT,1,60) AS STMT_TEXT
FROM SYSIBMADM.TOP_DYNAMIC_SQL
ORDER BY NUM_EXECUTIONS DESC FETCH FIRST 5 ROWS ONLY
```

The following is an example of output for this query.

```
NUM_EXECUTIONS      AVERAGE_EXECUTION_TIME_S  STMT_SORTS      ...
-----
          148                0                0 ...
          123                0                0 ...
           2                 0                0 ...
           1                 0                0 ...
           1                 0                0 ...

5 record(s) selected.
```

Output for this query (continued).

```
... SORTS_PER_EXECUTION ...
... -----
...                0 ...
...                0 ...
...                0 ...
...                0 ...
...                0 ...
```

Output for this query (continued).

```
... STMT_TEXT
... -----
... SELECT A.ID, B.EMPNO, B.FIRSTNME, B.LASTNAME, A.DEPT FROM E
... SELECT A.EMPNO, A.FIRSTNME, A.LASTNAME, B.LOCATION, B.MGRNO
... SELECT A.EMPNO, A.FIRSTNME, A.LASTNAME, B.DEPTNAME FROM EMP
... SELECT ATM.SCHEMA, ATM.NAME, ATM.CREATE_TIME, ATM.LAST_WAIT,
... SELECT * FROM JESSICAE.EMP_RESUME
```

Chapter 5. SQL procedure routines

This grouping of routines and views can be used to interact with SQL routines and packages.

ALTER_ROUTINE_PACKAGE procedure

This procedure alters values for the package associated with a compiled SQL routine or a compiled trigger, without the need for rebinding.

It is functionally equivalent to the ALTER PACKAGE statement, except that it takes an object name instead of a package name as an argument. The ALTER_ROUTINE_PACKAGE procedure can be invoked from the command line or called from an application.

```
► ALTER_ROUTINE_PACKAGE ( ( type , schema , module , name , →  
    ◀ options ) ▶
```

The schema is SYSPROC.

Procedure parameters

type

An input argument of type CHAR(2) that specifies the type of routine or compiled trigger, using one of the following values:

- 'P' for a procedure
- 'SP' for the specific name of a procedure
- 'F' for a compiled function
- 'SF' for a specific name of a compiled function
- 'T' for a compiled trigger

schema

An optional input argument of type VARCHAR(128), which specifies the schema of the routine or trigger. If a schema is not specified, the value will default to the value of the CURRENT SCHEMA special register. This parameter is case sensitive.

module

An optional input argument of type VARCHAR(128), which specifies the name of the module where the routine resides. This parameter cannot be specified for triggers. If this parameter is not specified, then module routines are ignored. This parameter is case sensitive.

name

An input argument of type VARCHAR(128), which specifies the name of the routine or trigger. This parameter is case sensitive.

options

An input argument of type VARCHAR(1024), which specifies a list of any options supported by the ALTER PACKAGE statement. At least one ALTER PACKAGE clause must be supplied within the *options* parameter.

Authorization

One of the following authorities is required to execute the procedure:

- EXECUTE privilege on the procedure
- DATAACCESS authority
- DBADM authority
- SQLADM authority

Default PUBLIC privilege

In a non-restrictive database, EXECUTE privilege is granted to PUBLIC when the procedure is automatically created.

Examples

Alter the underlying package for an existing stored procedure by the name of UPDATE_EMPLOYEE.

```
CALL SYSPROC.ALTER_ROUTINE_PACKAGE ('P', '', '', 'UPDATE_EMPLOYEE',  
    'ACCESS PLAN REUSE YES OPTIMIZATION PROFILE AYYANG.INDEXHINTS')
```

Alter the package for a compiled trigger called MIN_SALARY, in the DRICARD schema.

```
CALL SYSPROC.ALTER_ROUTINE_PACKAGE ('T', 'DRICARD', '', 'MIN_SALARY',  
    'OPTIMIZATION PROFILE AYYANG.INDEXHINTS')
```

Alter the package for a compiled function, using a three part name.

```
CALL SYSPROC.ALTER_ROUTINE_PACKAGE ('F', 'DRICARD', 'MODULE', 'FUNCTION', 'APREUSE YES')
```

GET_ROUTINE_NAME procedure - get SQL PL object name

The GET_ROUTINE_NAME procedure returns the name of an SQL PL object given the object's LIB_ID.

Authorization

One of the following authorizations is required:

- EXECUTE privilege on the routine
- DATAACCESS authority
- SQLADM authority
- DBADM authority

Default PUBLIC privilege

In a non-restrictive database, SELECT privilege is granted to PUBLIC when the procedure is automatically created.

Syntax

```
➤ GET_ROUTINE_NAME ( ( lib_id , type , schema , module , name , specific_name ) ➤
```

The schema is SYSPROC.

Routine parameters

lib_id

An input argument of type INTEGER that specifies the LIB_ID corresponding to a compiled SQL PL routine or trigger. This is the value of the SQLERRD(4) field in the SQLCA for a runtime SQL PL error.

type

An output argument of type CHAR(1) that specifies the type of object that raised the error, using one of the following values:

- 'P' for a procedure
- 'F' for a function
- 'T' for a trigger

schema

An output argument of type VARCHAR(128) that specifies the schema to which the object belongs.

module

An output argument of type VARCHAR(128) that specifies the module to which the object belongs. NULL if the object is a trigger or is not part of a module.

name

An output argument of type VARCHAR(128) that specifies the name of the object.

specific_name

An output argument of type VARCHAR(128) that specifies the specific name of the object. NULL if the object is a trigger.

Usage notes

- When the SQLCA structure contains an error raised during the execution of an SQL PL routine or trigger, the SQLCAID field has the value 'SQLCAM' and SQLERRM(4) has a numeric value that uniquely identifies the object that raised the error. This unique identifier corresponds to the LIB_ID column in the SYSCAT.ROUTINES and SYSCAT.TRIGGERS catalog views. The GET_ROUTINE_NAME routine maps a given LIB_ID value to the corresponding object name.
- If the value provided in the first argument to SYSPROC.GET_ROUTINE_NAME does not correspond to an SQL PL routine or trigger, the procedure returns NULL in all the output parameters, indicating that the routine or trigger could not be found.

Example

Assume the execution of an application finishes with an error described in the following SQLCA structure:

```
SQLCA Information
  sqlcaid : SQLCAM      sqlcabc: 136      sqlcode: -801
  ..
  sqlerrd : (1) 0          (2) 0          (3) 3
            (4) 13152254 (5) 0          (6) 0
  ..
  sqlstate: 22012
```

The presence of SQLCAM in the SQLCAID field indicates that the error occurred during the execution of an SQL PL object. The values of 3 and 13152254 in the SQLERRD(3) and SQLERRD(4) fields indicate that the error originated in the statement at line number 3 of the SQL PL object identified by the value 13152254. To determine what the SQL PL object is, call the SYSPROC.GET_ROUTINE_NAME in the following manner:

```
db2 call "GET_ROUTINE_NAME(13152254, ?, ?, ?, ?, ?)"

Value of output parameters
-----
Parameter Name : OBJTYPE
Parameter Value : P

Parameter Name : OBJSCHEMA
Parameter Value : APPDEV

Parameter Name : OBJMODULE
Parameter Value : -

Parameter Name : OBJNAME
Parameter Value : PROC2

Parameter Name : OBJSPECIFIC
Parameter Value : APPDEV_PROC2

Return Status = 0
```

The values of the OUT parameters from the call to SYSPROC.GET_ROUTINE_NAME indicate that the error was raised from the stored procedure APPDEV.PROC2.

GET_ROUTINE_OPTS

The GET_ROUTINE_OPTS function returns a character string value of the options that are to be used for the creation of SQL procedures in the current session.

►► GET_ROUTINE_OPTS — (—) ◄◄

The schema is SYSPROC.

Authorization

One of the following authorities is required to execute the function:

- EXECUTE privilege on the function
- DATAACCESS authority
- DBADM authority
- SQLADM authority

Default PUBLIC privilege

In a non-restrictive database, EXECUTE privilege is granted to PUBLIC when the function is automatically created.

Information returned

The result of the function is a varying-length character string (VARCHAR) value with a length attribute of 1024.

Example

Return the options to be used for the creation of SQL procedures as the result of a query.

```
SELECT GET_ROUTINE_OPTS()  
FROM SYSIBM.SYSDUMMY1
```

GET_ROUTINE_SAR

The GET_ROUTINE_SAR procedure retrieves the necessary information to install the same routine in another database server running the same level on the same operating system.

Important: The GET_ROUTINE_SAR procedure is deprecated, use [CREATE PROCEDURE](#) to copy a procedure to another database.

The information retrieved by GET_ROUTINE_SAR is placed into a single BLOB string representing an SQL archive file.

Authorization

One of the following authorities is required to execute the routine:

- EXECUTE privilege on the routine
- DATAACCESS authority
- DBADM authority
- SQLADM authority

Default PUBLIC privilege

In a non-restrictive database, EXECUTE privilege is granted to PUBLIC when the procedure is automatically created.

Syntax

➤ GET_ROUTINE_SAR (— *sarblob* — , — *type* — , — *routine-name-string* —)
➤
└── , — *hide-body-flag* ─┘

The schema is SYSFUN.

Procedure parameters

sarblob

An output argument of type BLOB(3M) that contains the routine SAR file contents.

type

An input argument of type CHAR(2) that specifies the type of routine, using one of the following values:

- 'P ' for a procedure
- 'SP' for the specific name of a procedure

routine-name-string

An input argument of type VARCHAR(257) that specifies a qualified name of the routine. If no schema name is specified, the default is the CURRENT SCHEMA when the routine is processed. The *routine-name-string* cannot include double quotation marks ("").

hide-body-flag

An input argument of type INTEGER that specifies (using one of the following values) whether or not the routine body should be hidden when the routine text is extracted from the catalogs. Valid values are:

0

Leave the routine text intact. This is the default value.

1

Replace the routine body with an empty body when the routine text is extracted from the catalogs.

The qualified name of the routine is used to determine which routine to retrieve. The routine that is found must be an SQL routine. Not using a specific name may result in more than one routine, and an error is raised (SQLSTATE 42725). If this occurs, the specific name of the required routine must be used.

The SAR file must include a bind file, which may not be available at the server. If the bind file cannot be found and stored in the SAR file, an error is raised (SQLSTATE 55045).

PUT_ROUTINE_SAR

The PUT_ROUTINE_SAR procedure passes the necessary file to create an SQL routine at the server and then defines the routine.

Important: The PUT_ROUTINE_SAR procedure is deprecated, use [CREATE PROCEDURE](#) to copy a procedure to another database.

Authorization

One of the following authorizations is required to execute the procedure:

- EXECUTE privilege on the procedure
- DATAACCESS authority
- DBADM authority
- SQLADM authority

Default PUBLIC privilege

In a non-restrictive database, EXECUTE privilege is granted to PUBLIC when the procedure is automatically created.

```
➤ PUT_ROUTINE_SAR ( ( sarblob , new-owner , use-register-flag ) ➤
```

The schema is SYSFUN.

Procedure parameters

sarblob

An input argument of type BLOB(3M) that contains the routine SAR file contents.

new-owner

An input argument of type VARCHAR(128) that contains an authorization-name used for authorization checking of the routine. The *new-owner* must have the necessary privileges for the routine to be defined. If *new-owner* is not specified, the authorization-name of the original routine definer is used.

use-register-flag

An input argument of type INTEGER that indicates whether or not the CURRENT SCHEMA and CURRENT PATH special registers are used to define the routine. If the special registers are not used, the settings for the default schema and SQL path are the settings used when the routine was originally defined. Possible values for *use-register-flag*:

0

Do not use the special registers of the current environment

1

Use the CURRENT SCHEMA and CURRENT PATH special registers.

If the value is 1, CURRENT SCHEMA is used for unqualified object names in the routine definition (including the name of the routine) and CURRENT PATH is used to resolve unqualified routines and data types in the routine definition. If the *use-registers-flag* is not specified, the behavior is the same as if a value of 0 was specified.

The identification information contained in *sarblob* is checked to confirm that the inputs are appropriate for the environment, otherwise an error is raised (SQLSTATE 55046). The PUT_ROUTINE_SAR procedure then uses the contents of the *sarblob* to define the routine at the server.

The contents of the *sarblob* argument are extracted into the separate files that make up the SQL archive file. The shared library and bind files are written to files in a temporary directory. The environment is set so that the routine definition statement processing is aware that compiling and linking are not required, and that the location of the shared library and bind files is available. The contents of the DDL file are then used to dynamically execute the routine definition statement.

No more than one procedure can be concurrently installed under a given schema.

Processing of this statement might result in the same errors as executing the routine definition statement using other interfaces. During routine definition processing, the presence of the shared library and bind files is noted and the precompile, compile and link steps are skipped. The bind file is used during bind processing and the contents of both files are copied to the usual directory for an SQL routine.

If a GET ROUTINE or a PUT ROUTINE operation (or their corresponding procedure) fails to execute successfully, it will always return an error (SQLSTATE 38000), along with diagnostic text providing information about the cause of the failure. For example, if the procedure name provided to GET ROUTINE does not identify an SQL procedure, diagnostic "-204, 42704" text will be returned, where "-204" is the SQLCODE and "42704" is the SQLSTATE, that identify the cause of the problem. The SQLCODE and SQLSTATE in this example indicate that the procedure name provided in the GET ROUTINE command is undefined.

REBIND_ROUTINE_PACKAGE procedure - rebind a package

The REBIND_ROUTINE_PACKAGE procedure rebinds the package associated with an SQL procedure, routine, compiled function, or trigger.

The REBIND_ROUTINE_PACKAGE procedure is functionally equivalent to the REBIND command, except that it takes a procedure name, instead of a package name, as an argument.

The REBIND_ROUTINE_PACKAGE procedure can be invoked from the command line or called from an application.

Explicitly rebinding the associated package does not revalidate the routine. Revalidate an invalid routine by using automatic revalidation or explicitly by using the ADMIN_REVALIDATE_DB_OBJECTS procedure. Routine revalidation automatically rebinds the dependent package.

Authorization

One of the following authorities is required to execute the procedure:

- EXECUTE privilege on the procedure
- DATAACCESS authority
- DBADM authority
- SQLADM authority

Default PUBLIC privilege

In a non-restrictive database, EXECUTE privilege is granted to PUBLIC when the procedure is automatically created.

Syntax

There are two equally valid methods to invoke REBIND_ROUTINE_PACKAGE. The only difference between the two invocations is the method of specifying the routine name. In the first instance, the *routine-name-string* variable consists of identifier names separated by periods. In the second method, the routine is identified by separate values for each of the *schema*, *module* and *name* values.

Method 1:

```
►► REBIND_ROUTINE_PACKAGE ( — type — , — routine-name-string — , — options — ) ►►
```

Method 2:

```
►► REBIND_ROUTINE_PACKAGE ( — type — , — schema — , — module — , — name — , ►►  
    ►► options — ) ►►
```

The schema is SYSPROC.

Procedure parameters

type

An input argument of type CHAR(2) that specifies the type of routine or compiled trigger, using one of the following values:

- 'P' for a procedure
- 'SP' for the specific name of a procedure
- 'F' for a compiled function
- 'SF' for a specific name of a compiled function
- 'T' for a compiled trigger

routine-name-string (method 1 only)

An input argument of type VARCHAR(386) which specifies the name of the routine or trigger. Trigger names consist of two parts separated by a period and are in the format schema.trigger where the schema is optional. Routine names consist of three part names separated by periods and are in the format schema.module.routine where schema and module are optional. If schema is not specified, the value defaults to the value of the CURRENT SCHEMA special register. If a two-part name is specified, the first part is initially interpreted as a schema name; if the routine is not found under that schema, the first part is interpreted as a module name, and an attempt is made to find the routine in a module of that name under the CURRENT SCHEMA. The schema, module or object names cannot include double quotation marks (") or periods(.).

schema (method 2 only)

An optional input argument of type VARCHAR(128) that specifies the schema of the routine or trigger. If a schema is not specified, the value will default to the value of the CURRENT SCHEMA special register. This parameter is case sensitive.

module (method 2 only)

An optional input argument of type VARCHAR(128) that specifies the name of the module where the routine resides. Do not specify this parameter for triggers. Module routines are ignored if this parameter is not specified. This parameter is case sensitive.

name (method 2 only)

An input argument of type VARCHAR(128) that specifies the name of the routine or trigger. This parameter is case sensitive.

options

An optional input argument of type VARCHAR(1024) which specifies any list of rebind options following the REBIND command syntax. A single value of "ANY" or "CONSERVATIVE" is also supported for backward compatibility and is interpreted as the value for the RESOLVE rebind option.

The qualified name of the routine is used to determine which routine to retrieve. The routine that is found must be an SQL routine; otherwise, an error is returned (SQLSTATE 428F7). If a specific name is not used, more than one routine may be found, and an error is returned (SQLSTATE 42725). If this occurs, the specific name of the required routine must be used.

Examples

Example 1: Rebind the package of routine UPDATE_EMPLOYEE using the RESOLVE, REOPT and APREUSE options.

```
Method 1:
CALL SYSPROC.REBIND_ROUTINE_PACKAGE (
  'P', 'UPDATE_EMPLOYEE', 'RESOLVE ANY REOPT ONCE APREUSE YES')
Method 2:
CALL SYSPROC.REBIND_ROUTINE_PACKAGE (
  'P', '', '', 'UPDATE_EMPLOYEE', 'RESOLVE ANY REOPT ONCE APREUSE YES')
```

Example 2: Rebind the package of routine UPDATE_EMPLOYEE with no options.

```
Method 1:
CALL SYSPROC.REBIND_ROUTINE_PACKAGE (
  'P', 'UPDATE_EMPLOYEE', '')
Method 2:
CALL SYSPROC.REBIND_ROUTINE_PACKAGE (
  'P', '', '', 'UPDATE_EMPLOYEE', '')
```

Example 3: Rebind the package of a compiled trigger.

```
Method 1:
CALL SYSPROC.REBIND_ROUTINE_PACKAGE (
  'T', 'DRICARD.MIN_SALARY', 'REOPT ALWAYS')
Method 2:
CALL SYSPROC.REBIND_ROUTINE_PACKAGE (
  'T', 'DRICARD', '', 'MIN_SALARY', 'REOPT ALWAYS')
```

Example 4: Rebind the package of a compiled function using a three part name.

```
Method 1
CALL SYSPROC.REBIND_ROUTINE_PACKAGE (
  'F', 'DRICARD.MODULE.FUNCTION', 'REOPT ALWAYS')
Method 2
CALL SYSPROC.REBIND_ROUTINE_PACKAGE (
  'F', 'DRICARD', 'MODULE', 'FUNCTION', 'REOPT ALWAYS')
```

SET_ROUTINE_OPTS

The SET_ROUTINE_OPTS procedure sets the options that are to be used for the creation of SQL procedures in the current session.

Options set with the SET_ROUTINE_OPTS procedure override the instance-wide setting specified in the **DB2_SQLROUTINE_PREPOPTS** registry variable.

The schema is SYSPROC.

Authorization

One of the following authorities is required to execute the procedure:

- EXECUTE privilege on the procedure
- DATAACCESS authority
- DBADM authority
- SQLADM authority

Default PUBLIC privilege

In a non-restrictive database, EXECUTE privilege is granted to PUBLIC when the procedure is automatically created.

Syntax

```
➤ SET_ROUTINE_OPTS — ( — character-expression — ) ➤
```

Procedure parameter

character-expression

An input argument of type VARCHAR(1024) that specifies the options setting for the current session.

Specified options are valid for the duration of the session. If the null value is specified as the argument, the value of the **DB2_SQLROUTINE_PREPOPTS** registry variable is restored as the default options setting for the current session. For a list of the allowed options, see the description of the **DB2_SQLROUTINE_PREPOPTS** registry variable under "Query compiler variables".

Example 1: Set the options setting for the current session to NULL.

```
CALL SYSPROC.SET_ROUTINE_OPTS(CAST (NULL AS VARCHAR(1)))
```

Example 2: Set the options setting for the current session to EXPLAIN YES.

```
CALL SET_ROUTINE_OPTS('EXPLAIN YES')
```

Example 3: Set the options setting for the current session to EXPLAIN YES and BLOCKING NO.

```
CALL SET_ROUTINE_OPTS('EXPLAIN YES BLOCKING NO')
```

Chapter 6. Stepwise redistribute routines

This grouping of routines and views can be used to manage data distribution in partitioned database environments.

ANALYZE_LOG_SPACE procedure - Retrieve log space analysis information

The ANALYZE_LOG_SPACE procedure returns the log space analysis results for each of the database partitions of the given database partition group.

Syntax

```
►► ANALYZE_LOG_SPACE ( — inDBPGroup — , — inMainTbSchema — , — inMainTable — ►  
    ► — analysisType — , — inStmgTime — , — addDropOption — , — addDropList — , ►  
    ► — pNumber — , — pWeight — ) ►◄
```

The schema is SYSPROC.

Procedure parameters

inDBPGroup

An input argument of type VARCHAR (128) that specifies the database partition group name.

inMainTbSchema

An input argument of type VARCHAR (128) that specifies the schema of the main table

inMainTable

An input argument of type VARCHAR (128) that specifies the main table within the database partition group, usually the largest table in the database partition group.

analysisType

An input argument of type SMALLINT that specifies an indicator for analysis type:

- SWRD_USE_STMG_TABLE (1): indicates that the information in the storage management tables is used to find the table row count per database partition. This type should only be used if the storage management tables are setup, and at least one storage snapshot has been taken for the database partition group that is to be redistributed.
- SWRD_USE_REALTIME_ANALYSIS (2): indicates that a SELECT query is used to find the table row count per database partition.

inStmgTime

An input argument of type VARCHAR (26) that specifies the timestamp for the storage management record. This parameter is ignored when *analysisType* is set to SWRD_USE_REALTIME_ANALYSIS.

addDropOption

An input argument of type CHAR (1) that specifies database partitions are being added or dropped:

- 'A': Adding database partitions.
- 'D': Dropping database partitions.
- 'N': No adding or dropping.

addDropList

An input argument of type VARCHAR (6000) that specifies the database partitions to be added or dropped. This database partition numbers are specified in a comma-separated string format and no spaces are allowed in the string.

pNumber

An input argument of type VARCHAR (6000) that specifies all the database partition numbers corresponding to the database partition weight. Each database partition number is between 0 and 999, and the database partition numbers are specified in a comma-separated string with no spaces in the string.

pWeight

An input argument of type VARCHAR (6000) that specifies all the database partition weights that the user has specified corresponding to the database partition numbers in the *pNumber* string. Each database partition weight is a number between 0 and 32767, and database partition weights are specified in a comma-separated string with no spaces in the string.

Authorization

- SYSADM, SYSMON, SYSCTRL, or SYSMAINT
- EXECUTE privilege on the ANALYZE_LOG_SPACE procedure

Default PUBLIC privilege

In a non-restrictive database, EXECUTE privilege is granted to PUBLIC when the procedure is automatically created.

Example

Analyze the effect of adding a database partition without applying the changes. In the following case, the hypothesis is adding database partition 40, 50 and 60 to the database partition group, and for database partitions 10,20,30,40,50,60, using a target ratio of 1:2:1:2:1:2. Note that in this example, only partitions 10, 20 and 30 actually exist in the database partition group

```
CALL SYSPROC.ANALYZE_LOG_SPACE('IBMDEFAULTGROUP', 'TEST',  
    'EMP', 2, ' ', 'A', '40,50,60', '10,20,30,40,50,60',  
    '1,2,1,2,1,2')
```

Analyze the effect of dropping a database partition without applying the changes. In the following case, the hypothesis is dropping database partition 30 from the database partition group, and redistributing the data in database partitions 10 and 20 using a target ratio of 1 : 1. Note that in this example, all database partitions 10, 20 and 30 should exist in the database partition group

```
CALL SYSPROC.ANALYZE_LOG_SPACE('IBMDEFAULTGROUP', 'TEST',  
    'EMP', 2, ' ', 'D', '30', '10,20', '1,1')
```

Usage notes

"-1" is used as an output value for parameters when their values cannot be obtained.

The redistribute stored procedures and functions work only in partitioned database environments, where a distribution key has been defined for each table.

Information returned

The ANALYZE_LOG_SPACE procedure returns a result set (an open cursor) of the log space analysis results, containing the following fields for each of the database partitions of the given database partition group.

<i>Table 204. Information returned by the ANALYZE_LOG_SPACE procedure</i>		
Column name	Column type	Description
PARTITION_NUM	SMALLINT	The database partition number of the log space analysis.

Table 204. Information returned by the ANALYZE_LOG_SPACE procedure (continued)

Column name	Column type	Description
TOTAL_LOG_SIZE	BIGINT	Total log space allocated in bytes, -1 indicates unlimited size.
AVAIL_LOG_SPACE	BIGINT	The amount of log space in bytes that is free and can be used by the redistribute process.
DATA_SKEW	BIGINT	The absolute value in bytes of the size of data which is deviated from the target level.
REQ_LOG_SPACE	BIGINT	The amount of space in bytes required to reach the wanted data distribution.
NUM_OF_STEPS	SMALLINT	The number of steps needed to reduce the data skew to zero.
MAX_STEP_SIZE	BIGINT	The maximum amount of data in bytes that can be moved at a time, without causing a log full error.

GENERATE_DISTFILE procedure - Generate a data distribution file

The GENERATE_DISTFILE procedure generates a data distribution file for the given table and saves it under the given fileName.

Syntax

```
►► GENERATE_DISTFILE ( ( — inTbSchema — , — inTbName — , — fileName — ) ) ►►
```

The schema is SYSPROC.

Procedure parameters

inTbSchema

An input argument of type VARCHAR (128) that specifies the table schema name.

inTbName

An input argument of type VARCHAR (128) that specifies the table name.

fileName

An input or output argument of type VARCHAR (255) that specifies data distribution file name. If the given file name is just a file name, the file will be saved in the tmp sub-directory under the instance directory, and the full file path name will be returned in the parameter.

Authorization

- EXECUTE privilege on the GENERATE_DISTFILE procedure.
- SELECT privilege on SYSCAT.TABLES, SYSCAT.COLUMNS, and the specified table.

In addition, the fenced user ID must be able to create files in the **tmp** sub-directory under the instance directory.

Default PUBLIC privilege

In a non-restrictive database, EXECUTE privilege is granted to PUBLIC when the procedure is automatically created.

Example

Generate a data distribution file to be used by the redistribute process.

```
CALL SYSPROC.GENERATE_DISTFILE('TEST', 'EMP',
 '$HOME/sqlllib/function/SAMPLE.IBMDEFAULTGROUP_swrData.dst')
```

Usage notes

The redistribute stored procedures and functions work only in partitioned database environments, where a distribution key has been defined for each table.

GET_SWRD_SETTINGS procedure - Retrieve redistribute information

The GET_SWRD_SETTINGS procedure reads the existing redistribute registry records for the given database partition group.

Syntax

```
► GET_SWRD_SETTINGS ( (— dbpgName — , — matchingSpec — , — redistMethod — , ►
 ► pMapFile — , — distFile — , — stepSize — , — totalSteps — , — stageSize — , ►
 ► nextStep — , — processState — , — pNumber — , — pWeight — ) ►
```

The schema is SYSPROC.

Procedure parameters

dbpgName

An input argument of type VARCHAR(128) that specifies the database partition group name against which the redistribute process is to run.

matchingSpec

An input argument of type SMALLINT that specifies the bitwise field identifier(s) from Table 205 on page 1036, indicating the target fields to be returned by the output parameters. Those output parameters that are not required can be set to null.

For example, if *matchingSpec* is set to 96, which is the integer value of (REDIST_STAGE_SIZE | REDIST_NEXT_STEP), the caller of this function only needs to provide *stageSize* and *nextStep* to receive the values, and the remainder of the output parameters can be null.

Field Name	Hexadecimal value	Decimal value
REDIST_METHOD	0x0001<<0	1
REDIST_PMAP_FILE	0x0001<<1	2
REDIST_DIST_FILE	0x0001<<2	4
REDIST_STEP_SIZE	0x0001<<3	8
REDIST_NUM_STEPS	0x0001<<4	16
REDIST_STAGE_SIZE	0x0001<<5	32
REDIST_NEXT_STEP	0x0001<<6	64
REDIST_PROCESS_STATE	0x0001<<7	128
REDIST_PWEIGHT_START_NODE	0x0001<<8	256
REDIST_PWEIGHT	0x0001<<9	512

redistMethod

An output argument of type SMALLINT that specifies whether the redistribute is to run using the data distribution file or the target distribution map. There are two possible return values:

- 2: indicates that the redistribute process will work with a data distribution file as input.
- 3: indicates that the redistribute process will work with a target distribution map as input.

pMapFile

An output argument of type VARCHAR (255) that specifies the full path file name of the target distribution map on the database server.

distFile

An output argument of type VARCHAR (255) that specifies the full path file name of the data distribution file on the database server.

stepSize

An output argument of type BIGINT that specifies the maximum number of rows that can be moved before a commit must be called to prevent a log full situation. The number can be changed in each redistribution step.

totalSteps

An output argument of type SMALLINT that specifies the number of steps it takes to completely redistribute the given database partition group.

stageSize

An output argument of type SMALLINT that specifies the number of steps to be run consecutively.

nextStep

An output argument of type SMALLINT that specifies the index separating which steps have been completed, and what still needs to be run.

processState

An output argument of type SMALLINT that indicates whether or not the redistribute process will be stopped at the next check point. A check point is placed at beginning of each redistribute step. If this argument is set to 1, the step will not start; if the value is 0, the step will proceed.

pNumber

An output argument of type VARCHAR (6000) that might return a list of comma-separated database partition numbers in a string format. These partition numbers can be either the database partitions that are currently used by the database partition group, or the ones to be added or dropped. The sequence and the count of these partition numbers correspond to the target partition weight returned by the *pWeight* variable.

pWeight

An output argument of type VARCHAR (6000) that might return a list of comma-separated target database partition weight numbers. The sequence and the count of these partition weights correspond to the partition numbers returned by the *pNumber* variable.

Authorization

One of the following authorities is required to execute the routine:

- EXECUTE privilege on the routine
- DATAACCESS authority
- DBADM authority
- SQLADM authority

Default PUBLIC privilege

In a non-restrictive database, EXECUTE privilege is granted to PUBLIC when the procedure is automatically created.

Example

Report the content of the step wise redistribution plan for the given database partition group.

```
CALL SYSPROC.GET_SWRD_SETTINGS  
('IBMDEFAULTGROUP', 255, ?, ?, ?, ?, ?, ?, ?, ?, ?)
```

Usage note

The redistribute stored procedures and functions work only in partitioned database environments, where a distribution key has been defined for each table.

SET_SWRD_SETTINGS procedure - Create or change redistribute registry

The SET_SWRD_SETTINGS procedure creates or make changes to the redistribute registry. If the registry does not exist, it creates it and add records into it. If the registry already exists, it uses *overwriteSpec* to identify which of the field values need to be overwritten. The *overwriteSpec* field enables this function to take NULL inputs for the fields that do not need to be updated.

Syntax

```
► SET_SWRD_SETTINGS ( — dbpgName — , — overwriteSpec — , — redistMethod — , ►  
    ► pMapFile — , — distFile — , — stepSize — , — totalSteps — , — stageSize — , ►  
    ► nextStep — , — processState — , — pNumber — , — pWeight — ) ►
```

The schema is SYSPROC.

Procedure parameters

dbpgName

An input argument of type VARCHAR(128) that specifies the database partition group name against which the redistribute process is to run.

overwriteSpec

Bitwise field identifier(s) from [Table 206 on page 1038](#) indicating the target fields to be written or overwritten into the redistribute settings registry.

Field Name	Hexadecimal value	Decimal value
REDIST_METHOD	0x0001<<0	1
REDIST_PMAP_FILE	0x0001<<1	2
REDIST_DIST_FILE	0x0001<<2	4
REDIST_STEP_SIZE	0x0001<<3	8
REDIST_NUM_STEPS	0x0001<<4	16
REDIST_STAGE_SIZE	0x0001<<5	32
REDIST_NEXT_STEP	0x0001<<6	64
REDIST_PROCESS_STATE	0x0001<<7	128
REDIST_PWEIGHT_START_NODE	0x0001<<8	256
REDIST_PWEIGHT	0x0001<<9	512

redistMethod

An input argument of type SMALLINT that specifies whether the redistribute is to run using the data distribution file or the target distribution map. The two valid input values are:

- 2: indicate that the redistribute process will work with a data distribution file as input.
- 3: indicate that the redistribute process will work with a target distribution map as input.

pMapFile

An input argument of type VARCHAR (255) that specifies the full path file name of the target distribution map on the database server.

distFile

An input argument of type VARCHAR (255) that specifies the full path file name of the data distribution file on the database server..

stepSize

An input argument of type BIGINT that specifies the maximum number of rows that can be moved before a commit must be called to prevent a log full situation. The number can be changed in each redistribution step. The value "-2" can be used for *stepSize* to indicate that the number is unlimited.

totalSteps

An input argument of type SMALLINT that specifies the number of steps it takes to completely redistribute the given database partition group. The value "-2" can be used *totalSteps* to indicate that the number is unlimited.

stageSize

An input argument of type SMALLINT that specifies the number of steps to be run consecutively.

nextStep

An input argument of type SMALLINT that specifies the index separating which steps have been completed, and what still needs to be run.

processState

An input argument of type SMALLINT that indicates whether or not the redistribute process will be stopped at the next check point. A check point is placed at beginning of each redistribute step. If this argument is set to 1, the step will not start; if the value is 0, the step will proceed.

pNumber

An input argument of type VARCHAR (6000) that can contain a list of comma-separated database partition numbers in a string format. These partition numbers can be either the database partitions that are currently used by the database partition group, or the ones to be added or dropped. The sequence and the count of these partition numbers correspond to the target partition weight returned by the *pWeight* variable. Each database partition number is between 0 and 999, and there are no spaces allowed in the string.

pWeight

An input argument of type VARCHAR (6000) that can contain a comma-separated string of all the database partition weights the user has specified, corresponding to the database partition numbers in the *pNumber* string. Each database partition weight is a number between 0 and 32767, and no spaces are allowed in the string.

Authorization

One of the following authorities is required to execute the routine:

- EXECUTE privilege on the routine
- DATAACCESS authority
- DBADM authority
- SQLADM authority

Default PUBLIC privilege

In a non-restrictive database, EXECUTE privilege is granted to PUBLIC when the procedure is automatically created.

Example

Write a step wise redistribution plan into a registry. Setting *processState* to 1, might cause a currently running step wise redistribute stored procedure to complete the current step and stop, until this parameter is reset to 0, and the redistribute stored procedure is called again.

```
CALL SYSPROC.SET_SWRD_SETTINGS('IBMDEFAULTGROUP', 255, 0, ' ',  
    '$HOME/sql/lib/function/TEST.IBMDEFAULTGROUP_swrdData.dst', 1000,  
    12, 2, 1, 0, '10,20,30', '50,50,50')
```

Usage notes

The redistribute stored procedures and functions work only in partitioned database environments, where a distribution key has been defined for each table.

STEPWISE_REDISTRIBUTE_DBPG procedure - Redistribute part of database partition group

The STEPWISE_REDISTRIBUTE_DBPG procedure redistributes part of the database partition group according to the input specified for the procedure, and the setting file created or updated by the SET_SWRD_SETTINGS procedure.

Syntax

```
► STEPWISE_REDISTRIBUTE_DBPG ( ( — inDBPGroup — , — inStartingPoint — , —  
    ► — inNumSteps — ) ) ►
```

The schema is SYSPROC.

Procedure parameters

inDBPGroup

An input argument of type VARCHAR (128) that specifies the name of the target database partition group.

inStartingPoint

An input argument of type SMALLINT that specifies the starting point to use. If the parameter is set to a positive integer and is not NULL, the STEPWISE_REDISTRIBUTE_DBPG procedure uses this value instead of using the *nextStep* value specified in the setting file. This is a useful option when you want to rerun the STEPWISE_REDISTRIBUTE_DBPG procedure from a particular step. If the parameter is set to NULL, the *nextStep* value is used.

inNumSteps

An input argument of type SMALLINT that specifies the number of steps to run. If the parameter is set to a positive integer and is not NULL, the STEPWISE_REDISTRIBUTE_DBPG procedure uses this value instead of using the *stageSize* value specified in the setting file. This is a useful option when you want to rerun the STEPWISE_REDISTRIBUTE_DBPG procedure with a different number of steps than what is specified in the settings. For example, if there are five steps in a scheduled stage, and the redistribution process failed at step 3, the STEPWISE_REDISTRIBUTE_DBPG procedure can be called to run the remaining three steps once the error condition has been corrected. If the parameter is set to NULL, the *stageSize* value is used. The value -2 can be used in this procedure to indicate that the number is unlimited.

Note: There is no parameter for specifying the equivalent of the **NOT ROLLFORWARD RECOVERABLE** option on the **REDISTRIBUTE DATABASE PARTITION GROUP** command. Logging is always performed for row data redistribution performed when the STEPWISE_REDISTRIBUTE_DBPG procedure is used.

Authorization

- EXECUTE privilege on the STEPWISE_REDISTRIBUTE_DBPG procedure

- SYSADM, SYSCTRL or DBADM

Default PUBLIC privilege

In a non-restrictive database, EXECUTE privilege is granted to PUBLIC when the procedure is automatically created.

Example

Redistribute the database partition group "IBMDEFAULTGROUP" according to the redistribution plan stored in the registry by the SET_SWRD_SETTINGS procedure. It is starting with step 3 and redistributes the data until 2 steps in the redistribution plan are completed.

```
CALL SYSPROC.STEPWISE_REDISTRIBUTE_DBPG('IBMDEFAULTGROUP', 3, 2)
```

For a full usage example of the stepwise redistribute procedures, refer to "Redistributing database partition groups using the STEPWISE_REDISTRIBUTE_DBPG procedure" in the *Partitioning and Clustering Guide*.

Usage notes

If the registry value for *processState* is updated to 1 using the SET_SWRD_SETTINGS procedure after the STEPWISE_REDISTRIBUTE_DBPG procedure execution is started, the process stops at the beginning to the next step and a warning message is returned.

As the SQL COMMIT statement is called by the redistribute process, running the redistribute process under a Type-2 connection is not supported.

Chapter 7. Storage management tool routines

This grouping of routines and views can be used to interact with storage management objects.

CAPTURE_STORAGEMGMT_INFO procedure - Retrieve storage-related information for a given root object

The CAPTURE_STORAGEMGMT_INFO procedure attempts to collect the storage-related information for the given root object, as well as the storage objects defined within its scope.

All the storage objects are specified in the SYSTOOLS.STMG_OBJECT_TYPE table.

Column name	Data type	Nullable	Description
OBJ_TYPE	INTEGER	N	Integer value corresponds to a type of storage object <ul style="list-style-type: none">• 0 - Database• 1 - Database Partition Group• 2 - Table Space• 3 - Table Space Container• 4 - Table• 5 - Index
TYPE_NAME	VARCHAR	N	Descriptive name of the storage object type <ul style="list-style-type: none">• STMG_DATABASE• STMG_DBPGROUP• STMG_TABLESPACE• STMG_CONTAINER• STMG_TABLE• STMG_INDEX

Authorization

- EXECUTE privilege on the CAPTURE_STORAGEMGMT_INFO procedure.
- EXECUTE privilege on the SYSPROC.DB_PARTITIONS, SYSPROC.MON_GET_TABLESPACE, SYSPROC.MON_GET_CONTAINER, and SYSPROC.WLM_SET_CONN_ENV routines.
- SELECT privilege on SYSCAT.TABLES, SYSCAT.TABLESPACES, SYSCAT.NODEGROUPDEF, SYSCAT.DATABASEPARTITIONS, SYSCAT.DATAPARTITIONEXPRESSION, SYSCAT.INDEXES, and SYSCAT.COLUMNS.

Default PUBLIC privilege

In a non-restrictive database, EXECUTE privilege is granted to PUBLIC when the procedure is automatically created.

Syntax

```
►► CAPTURE_STORAGEMGMT_INFO — ( — in_rootType — , — in_rootSchema — , — ►  
    ► — in_rootName — ) ►►
```

The schema is SYSPROC.

Procedure parameters

in_rootType

An input argument of type SMALLINT. The valid option types are:

- 0 - Database
- 1 - Database Partition Group
- 2 - Table Space
- 4 - Table
- 5 - Index

The input argument cannot be null. If a null value is specified, an SQL0443 error with SQLSTATE 38553, and token DBA7617 is returned.

in_rootSchema

An input argument of type VARCHAR (128) that specifies the schema name of the storage snapshot root object. A NULL value can be specified if the *in_rootType* is a database, a database partition group, or a table space.

in_rootName

An input argument of type VARCHAR (128) that specifies the name of the root object. The input argument cannot be null. If a null value is specified, an SQL0443 error with SQLSTATE 38553, and token DBA7617 is returned.

Usage notes

1. The following stored procedure should be used to create storage management tables:

```
create_storagegmt_tables(TABLESPACE_NAME) where 'TABLESPACE' is the name of the table  
space, on which storage management tables would be created.
```

(In case of a problem with the existing storage management tables, it can be dropped using the following stored procedure and can be re-created using the preceding stored procedure.

```
drop_storagegmt_tables(0 or 1) where '0' indicates 'stop' and '1' indicates 'proceed' on  
encountering an error.)
```

2. The following command should be used to run statistics for the storage object for which details have to be obtained:

```
RUNSTATS ON TABLE (TABLESCHEMA.TABLENAME) ON KEY COLUMNS AND INDEXES ALL
```

3. The following command should be used to populate the storage management tables:

Run 'capture_storagegmt_info()' stored procedure to populate the storage management tables. Sometimes it might be necessary to run the CAPTURE_STORAGEMGMT_INFO procedure twice. The first time you run it, use the CAPTURE_STORAGEMGMT_INFO procedure to populate the storage tables with table space details. For example:

```
db2 "call capture_storagegmt_info(0,<SCHEMA_NAME>,<DATABASE_NAME>)"
```

The second time, use the CAPTURE_STORAGEMGMT_INFO procedure to add details about the storage of the actual object to the storage table. For example, the following example adds details for an object of type index (the *in_rootType* argument is set to 5):

```
db2 "call  
capture_storagegmt_info(5,<SCHEMA_NAME>,<SCHEMA_NAME.INDEX_NAME>)"
```

4. Run the select query on the required storage management table to see the details of the storage object, for example: as follows in case of INDEX object :

```
db2 "SELECT * FROM SYSTOOLS.STMG_INDEX"
```

CREATE_STORAGEMGMT_TABLES procedure - Create storage management tables

The CREATE_STORAGEMGMT_TABLES procedure creates all storage management tables under a fixed "DB2TOOLS" schema, in the table space specified by input.

Syntax

```
► CREATE_STORAGEMGMT_TABLES — ( — in_tspace — ) ►
```

The schema is SYSPROC.

Procedure parameters

in_tspace

An input argument of type VARCHAR(128) that specifies the table space name. The input argument cannot be null. If a null value is specified, an SQL0443 error with SQLSTATE 38553, and token DBA7617 is returned.

Authorization

EXECUTE privilege on the CREATE_STORAGEMGMT_TABLES procedure.

You must also have CREATETAB privilege on the database and USE privilege on the table space, and one of:

- IMPLICIT_SCHEMA authority on the database, if the implicit or explicit schema name DB2TOOLS does not exist.
- CREATEIN privilege on the schema, if the schema name of the table exists.
- DBADM authority

Default PUBLIC privilege

In a non-restrictive database, EXECUTE privilege is granted to PUBLIC when the procedure is automatically created.

Usage notes

The following tables are created in the DB2TOOLS schema:

- STMG_CONTAINER
- STMG_CURR_THRESHOLD
- STMG_DATABASE
- STMG_DBPARTITION
- STMG_DBPGROUP
- STMG_HIST_THRESHOLD
- STMG_INDEX
- STMG_OBJECT
- STMG_OBJECT_TYPE
- STMG_ROOT_OBJECT
- STMG_TABLE

- STMG_TABLESPACE
- STMG_TBPARTITION
- STMG_THRESHOLD_REGISTRY

DROP_STORAGEMGMT_TABLES procedure - Drop all storage management tables

The DROP_STORAGEMGMT_TABLES procedure attempts to drop all storage management tables.

Syntax

```
► DROP_STORAGEMGMT_TABLES ( — dropSpec — ) ►
```

The schema is SYSPROC.

Procedure parameters

dropSpec

An input argument of type SMALLINT. When *dropSpec* is set to 0, the process stops when any error is encountered; when *dropSpec* is set to 1, the process continues, ignoring any error it encounters. The input argument cannot be null. If a null value is specified, an SQL0443 error with SQLSTATE 38553, and token DBA7617 is returned.

Authorization

EXECUTE privilege on the DROP_STORAGEMGMT_TABLES procedure.

The user ID that establishes the database connection must either be the definer of the storage management tables as recorded in the DEFINER column of SYSCAT.TABLES, or have at least one of the following privileges:

- DBADM authority
- DROPIN privilege on the schema for these tables
- CONTROL privilege on these tables

Default PUBLIC privilege

In a non-restrictive database, EXECUTE privilege is granted to PUBLIC when the procedure is automatically created.

Chapter 8. Text search routines

This grouping of routines and views can be used to manage the Text Search feature and the text search indexes it uses.

SYSTS_ADMIN_CMD procedure - Run text search administration commands

The **SYSTS_ADMIN_CMD** procedure is used by applications to run text search administrative commands using the SQL CALL statement.

Authorization

EXECUTE privilege on the SYSTS_ADMIN_CMD procedure and the required authorization as listed for the requested operation.

Default PUBLIC privilege

In a non-restrictive database, EXECUTE privilege is granted to PUBLIC when the procedure is automatically created.

Syntax

►► SYSTS_ADMIN_CMD (— *command-string* — , — *message-locale* — , — *message* —) ►►

The schema is SYSPROC.

Procedure parameters

command-string

An input argument of type VARCHAR (32 K) that specifies a single Text Search index administration command to be executed. The command syntax is the same as the Text Search command except for the connection options, which are not supported through this procedure. Commands that you issue through this procedure use the current connection.

The procedure supports the following Text Search commands:

- **ALTER INDEX**
- **CLEAR COMMAND LOCKS**
- **CLEAR EVENTS**
- **CREATE INDEX**
- **DISABLE DATABASE**
- **DROP INDEX**
- **ENABLE DATABASE**
- **RESET PENDING**
- **UPDATE INDEX**

message-locale

An input argument of type VARCHAR(33) that specifies the language for any error message text that is returned. If the argument is null or an empty string or the message files for the specified locale are not available on the server, 'en_US' is used.

message

An output argument of type VARCHAR(32K) that specifies a warning or informational message for an operation that is considered successful.

Example

The following example updates the MYTEXTINDEX text search index in schema DB2TS and returns any error messages in English:

```
CALL SYSPROC.SYSTS_ADMIN_CMD
 ('UPDATE INDEX DB2TS.MYTEXTINDEX FOR TEXT','en_US', ?)";
```

Sample output is as follows:

```
Value of output parameters
-----
Parameter Name : MESSAGE
Parameter Value : CIE00001 Operation completed successfully.

Return Status = 0
```

Usage notes

If the command does not run successfully, SQLCODE -20427 and SQLSTATE 38H14 are returned with the text-search-specific error message. For example, if index MYTEXTINDEX exists and the following statement is issued:

```
CALL SYSPROC.SYSTS_ADMIN_CMD ('CREATE INDEX MYTEXTINDEX FOR TEXT
 ON DB2TS.TEXTBOOKS (STORY)', 'en_US', ?)
```

Index creation fails with the following error message:

```
SQL20427N An error occurred during a text search administration
procedure or command. The error message is "CIE00201 Text search
index "DB2TS ".MYTEXTINDEX" already exists. ". SQLSTATE=38H14
```

If an SQLCODE is returned by the procedure, the message might be truncated. Full message information is in the **db2diag** log files.

SYSTS_ALTER procedure - Change the update characteristics of an index

This procedure is used to change the update characteristics of an index.

Important: Net Search Extender (NSE) is no longer supported in Db2. Use the Db2 Text Search feature.

The procedure issues an **ALTER INDEX** text search administration command on the database server.

Authorization

The privileges that are held by the authorization ID of the statement must include the SYSTS_MGR role and at least one of the following authorities:

- DBADM authority
- ALTERIN privilege on base schema
- CONTROL or ALTER privilege on the base table on which the text search index is defined

To change an existing schedule, the authorization ID must be the same as the index creator, or must have DBADM authority.

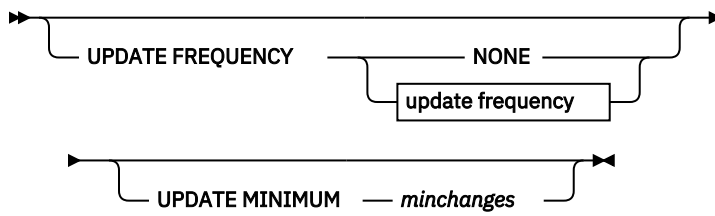
Default PUBLIC privilege

None

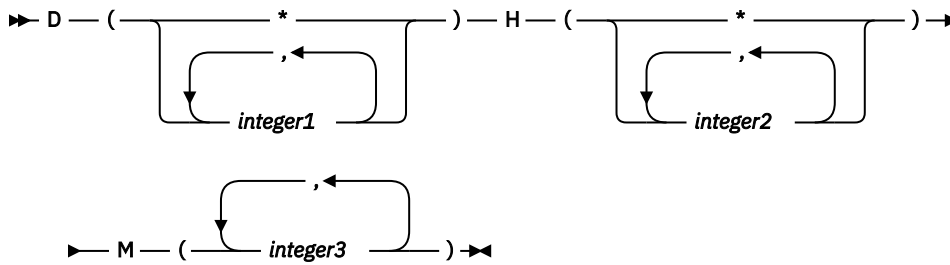
Syntax

```
► SYSTS_ALTER ( — index_schema — , — index_name — , — update characteristics — ►
options — , — message_locale — , — message — ) ◄
```

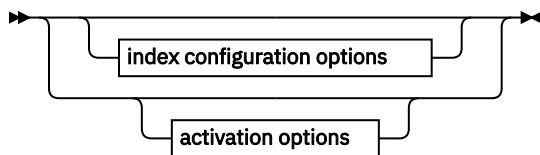
update characteristics



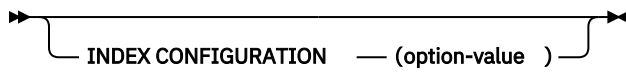
update frequency



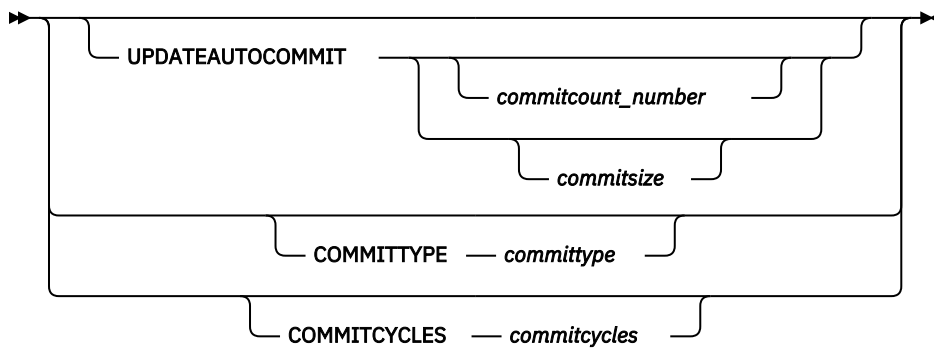
options



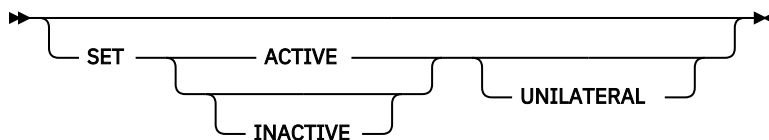
index configuration options



option-value



activation options



The schema is SYSPROC.

Procedure parameters

index_schema

An input argument of type VARCHAR(128) that specifies the schema of the text search index. The *index_schema* must follow the naming restriction for database schema names. If the argument is null or an empty string, the value of the current schema is used. The *index_schema* is case-sensitive.

index_name

An input argument of type VARCHAR(128) that specifies the name of the index. Together with *index_schema*, it uniquely identifies a text search index in a database. The *index_name* is case-sensitive.

update characteristics

An input argument of type VARCHAR(32K) that specifies the alter options. The following alter options are allowed:

UPDATE FREQUENCY

Specifies the frequency with which index updates are made. The indexes are updated if the number of changes is at least the value that is set for **UPDATE MINIMUM**. The update frequency **NONE** indicates that no further index updates are made. This can be useful for a text column in a table with data that does not change. It is also useful if you intend to manually update the index by using the **UPDATE INDEX** command. You can do automatic updates if the DB2_ATS_ENABLE registry variable is set and you issue the **START FOR TEXT** command.

The default frequency value is taken from the view SYSIBMTS.TSDEFAULTS, where DEFAULTNAME='UPDATEFREQUENCY'.

NONE

No automatic updates are applied to the text index. You must start any further index updates manually.

D

The days of the week when the index is updated.

Every day of the week.

integer1

Specific days of the week, from Sunday to Saturday: 0 - 6

H

The hours of the specified days when the index is updated.

Every hour of the day.

integer2

Specific hours of the day, from midnight to 11 pm: 0 - 23

M

The minutes of the specified hours when the index is updated.

integer3

If you do not specify the **UPDATE FREQUENCY** option, the frequency settings are unchanged.

UPDATE MINIMUM *minchanges*

Specifies the minimum number of changes to text documents that must occur before the index is incrementally updated. Multiple changes to the same text document are treated as separate changes. If you do not specify the **UPDATE MINIMUM** option, the setting is unchanged.

INDEX CONFIGURATION (*option-value*)

This is an optional input argument of type VARCHAR(32K) that allows altering text index configuration settings. The following options are supported:

Table 208. Specifications for option-value

Option	Value	Data type	Description
SERIALUPDATE	<i>updatemode</i>	Integer	<p>Specifies whether the update processing for a partitioned text search index must be run in parallel or in serial mode. In parallel mode the execution is distributed to the database partitions and issues independently on each node. In serial mode the execution is run without distribution and stops when a failure is encountered. Serial mode execution usually takes longer but requires less resources.</p> <ul style="list-style-type: none"> • 0 = parallel mode • 1 = serial mode
UPDATEAUTOCOMMIT	<i>commitsize</i>	String	<p>Specifies the number of rows or number of hours after which a commit is run to automatically preserve the previous work for either initial or incremental updates.</p> <p>If you specify the number of rows:</p> <ul style="list-style-type: none"> • After the number of documents that are updated reaches the COMMITCOUNT number, the server applies a commit. COMMITCOUNT counts the number of documents that are updated by using the primary key, not the number of staging table entries. <p>If you specify the number of hours:</p> <ul style="list-style-type: none"> • The text index is committed after the specified number of hours is reached. The maximum number of hours is 24. <p>For initial updates, the index update processes batches of documents from the base table. After the <i>commitsize</i> value is reached, update processing completes a COMMIT operation and the last processed key is saved in the staging table with operational identifier '4'. This key is used to restart update processing either after a failure or after the number of specified <i>commitcycles</i> are completed. If a <i>commitcycles</i> is specified, the update mode is modified to incremental to initiate capturing changes by using the LOGTYPE BASIC option to create triggers on the text table. However, until the initial update is complete, log entries that are generated by documents that have not been processed in a previous cycle are removed from the staging table.</p> <p>Using the UPDATEAUTOCOMMIT option for an initial text index update leads to a significant increase of execution time.</p> <p>For incremental updates, log entries that are processed are removed correspondingly from the staging table with each interim commit.</p>

Table 208. Specifications for option-value (continued)

Option	Value	Data type	Description
COMMITTYPE	<i>committype</i>	String	Specifies rows or hours for the UPDATEAUTOCOMMIT index configuration option. The default is rows.
COMMITCYCLES	<i>commitcycles</i>	Integer	Specifies the number of commit cycles. The default is 0 for unlimited cycles. If you do not explicitly specify cycles, the update operation uses as many cycles as required based on the batch size that you specified with the UPDATEAUTOCOMMIT option to finish the update processing. You can use this option with the UPDATEAUTOCOMMIT setting with a <i>committype</i> .

activation options

Specifies an input argument of type integer that sets the status of a text index.

ACTIVE

Sets the text index status to active.

INACTIVE

Sets the text index status to inactive.

UNILATERAL

Specifies a unilateral change that affects the status of Text Search indexes. If you specify this argument, only the status of a Text Search index is changed to active or inactive. Without the UNILATERAL argument, the activation status of the Text Search and Net Search Extender indexes is jointly switched so that only one of the text indexes is active.

message_locale

An input argument of type VARCHAR(33) that specifies the locale to be used for any error message returned. If the argument is null or an empty string, or the message files for the specified locale are not available on the server, 'en_US' is used.

message

An output argument of type VARCHAR(32K) that specifies a warning or informational message for a successfully completed operation.

Examples

Example 1: In the following example, the update characteristics of a text search index are being altered. This index was originally created with *index_schema* 'db2ts' and *index_name* 'myTextIndex'. By using 'UPDATE FREQUENCY NONE', the intention is to make no further updates to the text search index as possibly no changes are expected for the associated table column. Any error messages are requested to be returned in English. When the procedure is complete, a success message is returned to the caller.

```
CALL SYSPROC.SYSTS_ALTER('db2ts', 'myTextIndex',
'UPDATE FREQUENCY NONE', 'en_US', ?)
```

The following example is of output from this query.

```
Value of output parameters
-----
Parameter Name : MESSAGE
Parameter Value : Operation completed successfully.

Return Status = 0
```

Example 2: In the following example, the SYSTS_ALTER stored procedure is called to alter the update-characteristics for a text search index with *index_schema* 'db2ts' and *index_name* 'myTextIndex2'. The intention is to ensure that updates to the index occur every hour on the hour. However, in this example the index does not exist and results in an error.

```
CALL SYSPROC.SYSTS_ALTER('db2ts', 'myTextIndex2',
    'update frequency D(*) H(*) M(0)', 'en_US', ?)
```

The following example is of output from this query.

```
SQL20427N An error occurred during a text search administration
procedure or command. The error message is "CIE00316 Text search
index "db2ts"."myTextIndex2" does not exist. ". SQLSTATE 38H14
```

Usage notes

- Text search administration procedures use an existing connection to the database. You should commit all transaction changes before issuing a text search administration procedure to avoid any unexpected impact from a commit or rollback. One way to achieve this is to turn on AUTOCOMMIT.
- You cannot run multiple procedures or commands concurrently on a text search index if they might conflict. Some of the conflicting procedures and commands are:
 - SYSTS_ALTER procedure or ALTER INDEX db2ts command
 - SYSTS_CLEAR_EVENTS procedure or CLEAR EVENTS FOR INDEX db2ts command
 - SYSTS_DISABLE procedure or DISABLE DATABASE FOR TEXT db2ts command
 - SYSTS_DROP procedure or DROP INDEX db2ts command
 - SYSTS_UPDATE procedure or UPDATE INDEX db2ts command
 - SYSTS_CONFIGURE procedure

If there is a conflict, the procedure returns an SQLCODE -20426 and SQLSTATE 38H13.

- When you run this procedure to change the frequency, a schedule task is created, updated or dropped for the text index.
- The result of activating indexes depends on the original index status. The following table describes the results.

Table 209. Status changes without invalid index:

Initial Text Search or Net Search Extender Status	Request Active	Request Active Unilateral	Request Inactive	Request Inactive Unilateral
Active / Inactive	No change	No change	Inactive / Active	Inactive / Inactive
Inactive / Active	Active / Inactive	Error	No change	No change
Inactive / Inactive	Active / Inactive	Active / Inactive	Inactive / Active	No change

SQL20427N and CIE0379E error messages are returned for active index conflicts.

You can specify the **UPDATEAUTOCOMMIT** index configuration option without type and cycles for compatibility with an earlier version. This index configuration option is associated by default with the **COMMITTYPE** rows option and unrestricted cycles.

The **UPDATEAUTOCOMMIT**, **COMMITTYPE**, and **COMMITSIZE** index configuration options are also specified for an UPDATE INDEX operation to override the configured values. Values that you submit for a specific update operation are applied only once and not persisted.

SYSTS_CLEANUP procedure - Remove invalid text search indexes

This procedure removes invalid text search indexes and their associated collections from the database.

An index can become invalid when database operations are executed that affect all of the table content, for example, truncate.

The procedure serves as an alternative to the **db2ts CLEANUP FOR TEXT** command for the database scope. To remove obsolete collections on the instance level, the command must be used.

Authorization

The privileges held by the authorization ID of the statement must include the SYSTS_ADM role with DBADM and DATAACCESS authority.

Default PUBLIC privilege

None

Syntax

```
► SYSTS_CLEANUP ( — options — , — message_locale — , — message — ) ►
```

The schema is SYSPROC.

Procedure parameters

options

An input argument of type VARCHAR(32K). Only a NULL or an empty parameter is accepted. Reserved for internal IBM use.

message_locale

An input argument of type VARCHAR(33) that specifies the locale to be used for any error message returned. If the argument is null or an empty string, or the message files for the specified locale are not available on the server, 'en_US' is used.

message

An output argument of type VARCHAR(32K) that specifies a warning or informational message for a successfully completed operation.

Example

Example 1: In the following example, all invalid text search indexes in the current database are dropped. The message language is set to English, and when the procedure succeeds, the output parameter message indicative of the successful operation is returned to the caller.

```
CALL SYSPROC.SYSTS_CLEANUP('', 'en_US', ?)
```

```
Value of output parameters
```

```
-----
```

```
Parameter Name : MESSAGE
```

```
Parameter Value : Operation completed successfully.
```

```
Return Status = 0
```

Example 2: Output where an error is returned:

```
SQL0462W Command or routine "SYSTS_CLEANUP" (specific name "*N") has returned a warning SQLSTATE, with diagnostic text "CIE00212W 2 of 20 collections could not be deleted. Check db2diag.log for details.". SQLSTATE=01H14
```

SYSTS_CLEAR_COMMANDLOCKS procedure - Remove command locks for text search indexes

This procedure removes all command locks for a specific text search index or for all text search indexes in the database.

Authorization

The privileges held by the authorization ID of the statement used to clear locks on the index must include both of the following authorities:

- SYSTS_MGR role
- DBADM authority or CONTROL privilege on the base table on which the index is defined

The privileges held by the authorization ID of the statement used to clear locks on the database connection must include the SYSTS_ADM role.

Default PUBLIC privilege

None

A command lock is created at the beginning of a text search index command, and is destroyed when the command has completed. It prevents undesirable conflict between different commands. Use of this procedure is required in the rare case that locks remain in place due to an unexpected system behavior, and need to be cleaned up explicitly.

This procedure issues the **CLEAR COMMAND LOCKS** text search administration command on the database server.

Syntax

```
►► SYSTS_CLEAR_COMMANDLOCKS ( ( — index_schema — , — index_name — , ►  
  
    ► — message_locale — , — message — ) ►►
```

The schema is SYSPROC.

Procedure parameters

index_schema

An input argument of type VARCHAR(128) that specifies the schema of the text index. The *index_schema* must follow the naming restriction for database schema names. If the argument is null or an empty string, the value of CURRENT SCHEMA is used. The *index_schema* is case-sensitive.

index_name

An input argument of type VARCHAR(128) that specifies the name of the index. Together with *index_schema*, it uniquely identifies a text search index in a database. If the argument is null or an empty string, the procedure deletes command locks for all text search indexes in the database. The *index_name* is case-sensitive.

message_locale

An input argument of type VARCHAR(33) that specifies the locale to be used for any error message returned. If the argument is null or an empty string, or the message files for the specified locale are not available on the server, 'en_US' is used.

message

An output argument of type VARCHAR(32K) that specifies a warning or informational message for a successfully completed operation.

Examples

Example 1: In the following example, SYSTS_CLEAR_COMMANDLOCKS is issued for a text search index with *index_schema* 'db2ts' and *index_name* 'myTextIndex'. Error messages are requested to be returned in English. When the procedure succeeds, the output parameter message indicative of the successful operation is returned to the caller.

```
CALL SYSPROC.SYSTS_CLEAR_COMMANDLOCKS('db2ts', 'myTextIndex', 'en_US', ?)
```

The following is an example of output from this query.

```
Value of output parameters
-----
Parameter Name  : MESSAGE
Parameter Value : Operation completed successfully.

Return Status = 0
```

Example 2: In the following example, SYSTS_CLEAR_COMMANDLOCKS is called to clear the command locks for a text search index with *index_schema* 'db2ts' and *index_name* 'myTextIndex2'. This index does not exist and the procedure returns an error message.

```
CALL SYSPROC.SYSTS_CLEAR_COMMANDLOCKS('db2ts', 'myTextIndex2', 'en_US', ?)
```

The following is an example of output from this query.

```
SQL20427N An error occurred during a text search administration
procedure or command. The error message is "CIE00316 Text search
index "db2ts"."myTextIndex2" does not exist. ". SQLSTATE 38H14
```

Usage notes

- Text search administration procedures use an existing connection to the database. It is recommended to commit all transaction changes before executing a text search administration procedure to avoid any unexpected impact from a commit or rollback in the procedure. One way to achieve this is to turn on AUTOCOMMIT.
- You would invoke this procedure because the process owning the command lock is dead. In this case, the command (represented by the lock) may not have completed, and the index may not be operational. You need to take appropriate action. For example, the process executing the DROP INDEX command dies suddenly. It has deleted some index data, but not all the catalog and collection information. The command lock is left intact. After clearing the DROP INDEX command lock, you may want to re-execute the SYSTS_DROP procedure. In another example, the process executing the UPDATE INDEX command is interrupted. It has processed some documents, but not all, and the command lock is still in place. After reviewing the text search index status and clearing the UPDATE INDEX command lock, you can re-execute the UPDATE INDEX command.
- When this procedure is run, the content of the Text Search view SYSIBMTS.TSLOCKS is updated.

SYSTS_CLEAR_EVENTS procedure - Delete indexing events from an index's event table

This procedure deletes indexing events from an index's event table used for administration.

The name of the event table can be found in the view SYSIBMTS.TSINDEXES in column EVENTVIEWNAME. Every index update operation that processes at least one document produces informational and, in some cases, error entries in the event table. For automatic updates, the event table has to be regularly inspected. Document specific errors must be corrected by changing the document content. After correcting the errors, the events can be cleared (and should be, in order not to consume too much space).

The procedure issues a **CLEAR EVENTS FOR INDEX** text search administration command on the database server.

Authorization

The privileges held by the authorization ID of the statement must include both of the following authorities:

- SYSTS_MGR role
- DBADM with DATAACCESS authority or CONTROL privilege on the table on which the index is defined

Default PUBLIC privilege

None

Syntax

```
► SYSTS_CLEAR_EVENTS ( ( — index_schema — , — index_name — , — message_locale — )  
    ( — message — ) ) ►
```

The schema is SYSPROC.

Procedure parameters

index_schema

An input argument of type VARCHAR(128) that specifies the schema of the text search index. The *index_schema* must follow the naming restriction for database schema names. If the argument is null or an empty string, the value of CURRENT SCHEMA is used. The *index_schema* is case-sensitive.

index_name

An input argument of type VARCHAR(128) that specifies the name of the index. Together with *index_schema*, it uniquely identifies a text search index in a database. The *index_name* is case-sensitive.

message_locale

An input argument of type VARCHAR(33) that specifies the locale to be used for any error message returned. If the argument is null or an empty string, or the message files for the specified locale are not available on the server, 'en_US' is used.

message

An output argument of type VARCHAR(32K) that specifies a warning or informational message for a successfully completed operation.

Examples

Example 1: In the following example, SYSTS_CLEAR_EVENTS is being called for a text search index that was created with *index_schema* 'db2ts' and *index_name* 'myTextIndex'. Any error messages are requested to be returned in English. When the procedure succeeds, the output parameter message indicative of the successful operation is returned to the caller.

```
CALL SYSPROC.SYSTS_CLEAR_EVENTS('db2ts', 'myTextIndex', 'en_US', ?)
```

The following is an example of output from this query.

```
Value of output parameters  
-----  
Parameter Name  : MESSAGE  
Parameter Value : Operation completed successfully.  
  
Return Status = 0
```

Example 2: In the following example, SYSTS_CLEAR_EVENTS is called to clear the event table entries for a text search index with *index_schema* 'db2ts' and *index_name* 'myTextIndex2'. This index does not exist and results in an error.

```
CALL SYSPROC.SYSTS_CLEAR_EVENTS('db2ts', 'myTextIndex2', 'en_US', ?)
```

The following is an example of output from this query.

```
SQL20427N An error occurred during a text search administration  
procedure or command. The error message is "CIE00316 Text search  
index "db2ts"."myTextIndex2" does not exist. ". SQLSTATE 38H14
```

Usage notes

- Text search administration procedures use an existing connection to the database. The current transaction might be committed or rolled back depending on the completion of the procedures. As such, you might want to commit all transaction changes to avoid any unexpected impact from such a commit or rollback. One way to achieve this is to turn on AUTOCOMMIT.
- Multiple procedures or commands cannot be run concurrently on a text search index if they might conflict. Some of the conflicting procedures and commands are:
 - SYSTS_ALTER procedure or ALTER INDEX db2ts command
 - SYSTS_DISABLE procedure or DISABLE DATABASE FOR TEXT db2ts command
 - SYSTS_DROP procedure or DROP INDEX db2ts command
 - SYSTS_CONFIGURE procedure
 - SYSTS_UPDATE procedure or UPDATE INDEX db2ts command

If there is a conflict, the procedure returns an SQLCODE -20426 and SQLSTATE 38H13.

- When regular updates are scheduled (see UPDATE FREQUENCY options in SYSTS_CREATE or SYSTS_ALTER procedures), the event table should be checked regularly.
- To clean up the Text Search event table for a text search index, use the SYSTS_CLEAR_EVENTS procedure or **CLEAR EVENTS FOR INDEX** db2ts command after you have checked the reason for the event and removed the source of the error.
- Ensure that changes have been made to all rows referenced in the event table. By changing the rows in the user table, you ensure that when you run the SYSTS_UPDATE procedure or **UPDATE INDEX** db2ts command again, an attempt is made to index the erroneous documents again.
- When this command is issued, the event table is cleared.

SYSTS_CONFIGURE procedure - Configure current database for text search

The **SYSTS_CONFIGURE** procedure applies text search server connection information to the text search catalog.

Certain text search server properties have to be reflected in the text search administration tables (text search catalog). These properties are associated with a text index when the index is created. When parameters such as the token are updated periodically, the change has to be reflected in the database and the properties for all the indexes have to be updated as well.

This procedure is required initially for:

- Incomplete enablement
- Stand-alone text search server setups
- Partitioned databases
- and further on, following any updates to text search server connection information

For subsequent updates, ensure that no text search administrative operation is active and shut down the currently configured text search server.

During database enablement the SYSIBMTS.TSSERVER administrative view is updated with connection information for the integrated text search server. Review and update the text server information in the SYSIBMTS.TSSERVER view with the relevant text search server data and run the SYSTS_CONFIGURE

procedure to apply the updated information. For multiple databases in the instance, configure each database with the information for the same text search server.

Generally the sequence of operations is as follows:

1. Configure a text search server. Integrated text search servers can be configured during installation or when a database instance is created. A stand-alone text search server is configured separately.
2. Enable a database for text search by using the **db2ts ENABLE** command, or the **SYSTS_ENABLE** or **SYSTS_ADMIN_CMD** procedures with the ENABLE option.
3. Determine parameters for the text search server as needed for the SYSIBMTS.TSSERVERS view.
4. Update the SYSIBMTS.TSSERVERS administrative view with the parameters for the text search server.

- If the view is empty then use an INSERT statement. For example:

```
INSERT INTO SYSIBMTS.TSSERVERS (HOST, PORT, TOKEN, SERVERSTATUS)
VALUES ('localhost', 55000, '9kfsjg48=', 0);
```

- If the view already contains a row then use a SQL UPDATE statement. For example:

```
UPDATE SYSIBMTS.TSSERVERS SET (HOST, PORT, TOKEN) =
('tsmach1.ibm.com', 55002, 'k3j4fjk9u=')
```

5. Execute the SYSTS_CONFIGURE procedure.

Authorization

The privileges held by the authorization ID of the statement must include the SYSTS_ADM role.

Default PUBLIC privilege

None

Syntax

```
➤ SYSTS_CONFIGURE — ( — options — , — message-locale — , — message — ) ➤
```

The schema is SYSPROC.

Procedure parameter

options

An input argument of type VARCHAR(32K) that specifies the options to be used. If no options are needed, the argument can be null or an empty string.

message-locale

An input argument of type VARCHAR(33) that specifies the locale to be used for any returned error message. If the argument is null, an empty string or the message files for the specified locale are not available on the server, en_US is used.

message

An output argument of type VARCHAR(32K) that specifies a warning or informational message for an operation that is considered successful.

Example

Example 1: Prepare a database for text search services and return any messages in English.

```
CALL SYSTS_ENABLE('', 'en_US', ?)"

INSERT INTO SYSIBMTS.TSSERVERS
(HOST,PORT,TOKEN,KEY,LOCALE,SERVERTYPE,SERVERSTATUS)
VALUES ('tsmach1.ibm.com', 55000, '9kfsjg48=', 'en_US', 0);

CALL SYSPROC.SYSTS_CONFIGURE('', 'en_US', ?)
```

An example of output from this query:

```
Value of output parameters
-----
Parameter Name   : MESSAGE
Parameter Value  : Operation completed successfully.

Return Status = 0
```

Usage notes

- A SYSIBMTS.TSSERVERS view is created when a database is enabled for text search. This view is updated with information about the integrated text search server during database enablement. If the text search server configuration cannot be obtained, the enable operation will end with an 'incomplete enablement' warning.
- The SYSTS_CONFIGURE procedure must be issued anytime a row is inserted or updated into SYSIBMTS.TSSERVERS. Make sure that no text search administration operation is active and shut down the text search server before updating SYSIBMTS.TSSERVERS.
- When updating SYSIBMTS.TSSERVERS in a database, all text search enabled databases should be updated with the same parameters. Only a single text search server is supported with a given database instance.
- Running the **SYSTS_CONFIGURE** procedure for a database registers the use of the configured text search server for the instance. Not running the procedure does not result in a severe error but the response to some commands can be unexpected.
- Multiple procedures or commands cannot be executed concurrently on a text search index if they might conflict. Some of the conflicting procedures and commands are:
 - SYSTS_ALTER procedure
 - SYSTS_DISABLE procedure
 - SYSTS_CONFIGURE procedure
 - SYSTS_UPDATE procedure

If there is a conflict, the procedure returns an SQLCODE -20426 and SQLSTATE 38H13.

- Certain aspects relating to the text search installation and database instance configuration for text search have to be updated. They include:
 - An indication whether the search server utilized by the database instance is integrated (configured by the database system as part of the database instance), or if it is a separate stand-alone installation of the ECMTS server.
 - An indication if the text search setup is enabled for rich text support.

SYSTS_CREATE procedure - Create a text search index on a column

The SYSTS_CREATE procedure creates a text search index for a text column by issuing the Text Search **CREATE INDEX** command on the database server. After you create and update a text search index, you can search the column data by using text search functions.

Important: Net Search Extender (NSE) is no longer supported in Db2. Use the Db2 Text Search feature.

The index does not contain any data until an index update operation occurs. An update operation occurs in one of the following ways:

- You use the **SYSTS_CREATE** stored procedure.
- You issue the Text Search **UPDATE INDEX** command.
- The Administrative Task Scheduler issues the **UPDATE INDEX** command according to the update frequency that you defined for the index.

Authorization

The authorization ID of the **SYSTS_CREATE** stored procedure must hold the SYSTS_MGR role and CREATETAB authority on the database and one of the following items:

- CONTROL privilege on the table on which the index will be defined
- INDEX privilege on the table on which the index will be defined and one of the following items:
 - IMPLICIT_SCHEMA authority on the database, if the implicit or explicit schema name of the index does not exist
 - CREATEIN privilege on the schema, if the schema name of the index exists
- DBADM authority

Default PUBLIC privilege

None

Syntax

```

>> SYSTS_CREATE ( ( — index_schema — , — index_name — , — text source — , —
    ( — options — , — message_locale — , — message — ) — )
  
```

text source

```

>> ( — table_schema — ) table_name ( — text column name — ) — , —
  
```

text column name

```

>> column_name
    ( — function_name (column_name) — )
  
```

options

```

>> ( — text default information —
    ( — update characteristics —
      ( — storage options —
        ( — index configuration options — )
      )
    )
  )
  
```

text default information

```

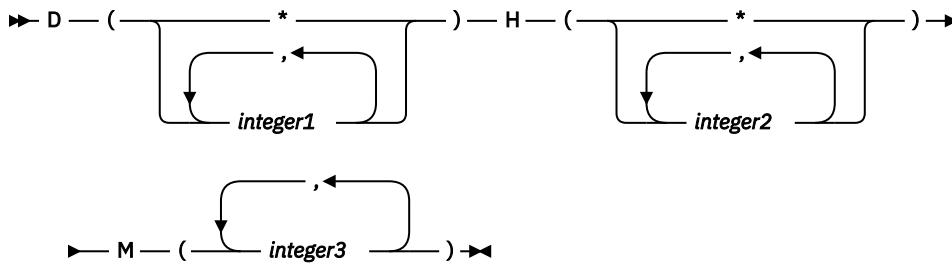
>> ( — CODEPAGE — code_page — ) ( — LANGUAGE — language — )
    ( — FORMAT — format — )
  
```

update characteristics

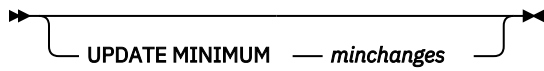
```

>> ( — UPDATE FREQUENCY — NONE — )
    ( — update frequency — )
    ( — incremental update characteristics — )
  
```

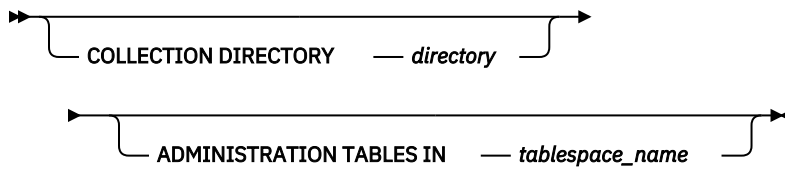
update frequency



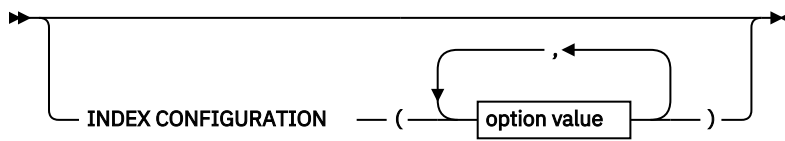
incremental update characteristics



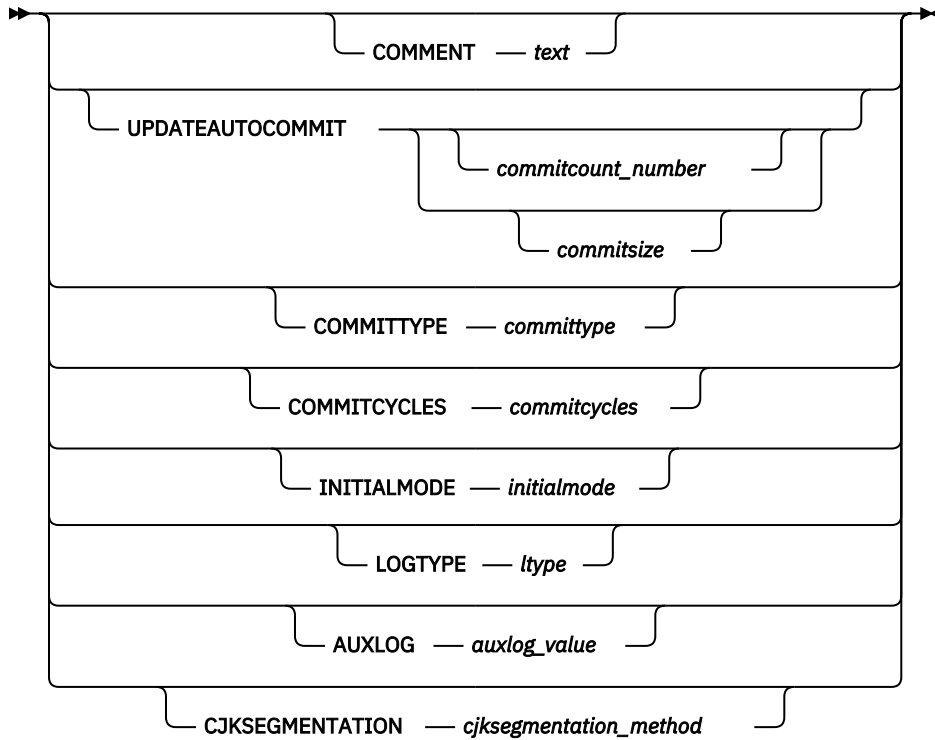
storage options



index configuration options



option value



The schema is SYSPROC.

Procedure parameters

index_schema

An input argument of type VARCHAR(128) that specifies the schema of the text search index. The *index_schema* argument must comply with the naming restrictions for database schema names. If the argument is null or an empty string, the default value of the schema is used. The *index_schema* argument is case-sensitive.

index_name

An input argument of type VARCHAR(128) that specifies the name of the index. Together with the *index_schema* argument, the *index_name* argument uniquely identifies a text search index in a database. The *index_name* argument is case-sensitive.

text source

An input argument of type VARCHAR(1024) that specifies the name of the column to index. The options are as follows:

table_schema

Specifies the schema of the table for which the text search index is to be created.

table_name

Specifies the name of the table that contains the text column. You can create a text search index on a nickname, but not on a federated table, materialized query table, or view. The *table_name* argument is case-sensitive.

text column name

Specifies the name of the column to index.

column_name

Specifies the name of the column to index. The column must be of one of the following data types: CHAR, VARCHAR, CLOB, DBCLOB, BLOB, GRAPHIC, VARGRAPHIC, or XML. If the data type of the column is not one of these data types, you can use a transformation function with the name *function_schema.function_name* to convert the column type to one of the valid types. (For details, see the *function_name(column_name)* option description.) Alternatively, you can specify a user-defined external function that accesses the text documents to be indexed.

You can create only a single text search index for a column. The *column_name* argument is case-sensitive.

function_name(column_name)

Specifies the schema-qualified name of an external scalar function that converts a column data type that is unsupported for text searching into a data type that is supported for text searching. This function must take only one parameter and return only one value. This option is case-sensitive.

options

An input argument of type VARCHAR(32K) that specifies the options to use. If you do not require any options, the parameter can be null or an empty string. The options are:

CODEPAGE *code_page*

Specifies the code page to use when indexing text documents. The default code page value is taken from the SYSIBMTS.TSDEFAULTS view, from the row with the DEFAULTNAME column value of CODEPAGE.

This option applies only to binary data types. That is, the column type or return type from a transformation function must be BLOB or BIT DATA.

LANGUAGE *language*

Specifies the language that Text Search uses for language-specific processing of a document during indexing. If you do not specify a locale, the database territory is used to determine the default setting for the LANGUAGE option. To have your documents scanned to determine the locale, specify *language* as AUTO .

FORMAT *format*

Specifies the format of the text documents in the column. The supported formats are TEXT, XML, HTML, and INSO. If the column data type is not XML, the default format is taken from the SYSIBMTS.TSDEFAULTS view, from the row with the DEFAULTNAME column value of FORMAT. If the column data type is XML, the default format is always XML. If you want to use the INSO format, you must install rich text support.

FORMAT *format*

Specifies the format of the text documents in the column. The supported formats are TEXT, XML, HTML, and INSO. If the column data type is not XML, the default format is taken from the SYSIBMTS.TSDEFAULTS view, from the row with the DEFAULTNAME column value of FORMAT. If the column data type is XML, the default format is always XML. If you want to use the INSO format, you must install rich text support.

UPDATE FREQUENCY

Specifies the frequency of index updates. The index is updated if the number of changes is at least the value of the UPDATE MINIMUM option. Automatic updates can be done only if you set the **DB2_ATS_ENABLE** registry variable and use the **START FOR TEXT** command.

The default format is taken from the SYSIBMTS.TSDEFAULTS view, from the row with the DEFAULTNAME column value of UPDATEFREQUENCY.

NONE

No further index updates are made. This value can be useful for a text column in a table with data that does not change. It is also useful if you intend to manually update the index by using the **UPDATE INDEX** command.

D

The days of the week when the index is updated.

Every day of the week.

integer1

Specific days of the week, from Sunday - Saturday: 0 - 6.

H

The hours of the specified days when the index is updated.

Every hour of the day.

integer2

Specific hours of the day, from midnight to 11 p.m.: 0 - 23.

M

The minutes of the specified hours when the index is updated.

integer3

The top of the hour (0) , or 5-minute increments after the hour: 5, 10, 15, 20, 25, 30, 35, 40, 45, 50, or 55.

UPDATE MINIMUM *minchanges*

Specifies the minimum number of changes to text documents before the index is updated incrementally at the time that is specified by the UPDATE FREQUENCY option. Only positive integer values are allowed. The default value is taken from the SYSIBMTS.TSDEFAULTS view, from the row with the DEFAULTNAME column value of UPDATEMINIMUM. A small value increases consistency between the table column and the text search index but also causes additional load on the system. The **UPDATE INDEX** command ignores the value of this option unless you specify the USING UPDATE MINIMUM option for that command.

COLLECTION DIRECTORY *directory*

Specifies the directory in which the text search index collection is stored. You must specify the absolute path, where the maximum length of the absolute path name is 215 characters. The process owner of the instance service of the text search server must have read and write access to this directory.

The COLLECTION DIRECTORY option is supported only for an integrated text search server setup. For additional information about collection locations, review the usage notes.

ADMINISTRATION TABLES IN *table_space_name*

Specifies the name of an existing non-temporary table space for the administration tables that are created for the index. By default, the table space of the base table for which you are creating the index is used.

This argument is required when you are creating a text index for a partitioned table or for tables in partitioned databases. For partitioned databases, the table space must be in the same partition group as the table space of the base table. The text index administration tables are distributed in the same manner as the corresponding base table.

INDEX CONFIGURATION (*option_value*)

Specifies additional index-related options as option-value pairs. Options and values are as follows:

Option	Value	Data type	Description
COMMENT	<i>text</i>	String value of fewer than 512 bytes	Adds a string comment to the REMARKS column in the Text Search SYSIBMTS.TSINDEXES catalog view. The comment is also used as the description of the collection.
UPDATEAUTOCOMMIT	<i>commitsize</i>	String	<p>Specifies the number of rows or number of hours after which a commit is run to preserve the previous work for either initial or incremental updates.</p> <p>If you specify the number of rows, after the number of updated documents reaches a COMMITCOUNT number, the server applies a commit. COMMITCOUNT counts the number of documents that are updated by using the primary key, not the number of staging table entries.</p> <p>If you specify the number of hours, the indexed data is committed after the specified number of hours is reached. The maximum number of hours is 24.</p> <p>For an initial update, the index update processes batches of documents from the base table. After the <i>commitsize</i> value is reached, update processing completes a commit operation, and the last processed key is saved in the staging table with the operational identifier 4. This key is used to restart update processing after a failure or after the completion of the specified number of <i>commitcycles</i>. If you specify a <i>commitcycles</i> value, the update mode is changed to incremental to initiate capturing changes by using the LOGTYPEBASIC option to create triggers on the text table. However, until the initial update is complete, log entries that were generated by documents that were not processed in a previous cycle are removed from the staging table.</p> <p>Using the UPDATEAUTOCOMMIT option for an initial text index update significantly increases execution time.</p> <p>For incremental updates, log entries that are processed are removed from the staging table with each interim commit.</p>
COMMITTYPE	<i>committype</i>	String	Specifies rows or hours for the UPDATEAUTOCOMMIT index configuration option. The default is rows.

Table 210. Option-value pairs (continued)

Option	Value	Data type	Description
COMMITCYCLES	<i>commitcycles</i>	Integer	<p>Specifies the number of commit cycles. The default is 0, meaning unlimited cycles.</p> <p>If you do not specify the number of cycles, the update operation uses as many cycles as required to finish the update processing, based on the batch size that you specify for the UPDATEAUTOCOMMIT option.</p> <p>You can use the COMMITCYCLES option with the UPDATEAUTOCOMMIT option with a <i>committype</i> value.</p>
INITIALMODE	<i>initialmode</i>	String	<p>Specifies how the updates are processed. The possible values of the INITIALMODE index option are as follows:</p> <p>FIRST The first update is the default value of the INITIALMODE option.</p> <p>SKIP The update mode is immediately set to incremental, triggers are added for the LOGTYPEBASIC option, but no initial update is performed.</p> <p>NOW The update is started after the index is created as the final part of the CREATE INDEX command operation. This option is supported only for single-node setups.</p>
LOGTYPE	<i>ltype</i>	String	<p>Specifies whether triggers are added to populate the primary log table. The values are as follows:</p> <p>BASIC The primary staging table is created, and triggers are created on the text table to recognize any changes. This is the default value for text search indexes on base tables. This option is not supported for nicknames.</p> <p>CUSTOM The primary staging table is created, but no triggers are created on the text table. Identify changes for incremental updates, especially if you do not plan to use the ALLROWS option for updates. The CUSTOM option is supported for nicknames.</p> <p>Note: The default value of the LOGTYPE option is CUSTOM for text search indexes on nicknames.</p>
AUXLOG	<i>auxlog_value</i>	String	<p>Controls the creation of the additional log infrastructure to capture changes that are not recognized by a trigger. The default setting for range-partitioned tables is ON. You can change the default value in the default table by setting AuxLogNorm for non-range-partitioned tables and AuxLogPart for range-partitioned tables.</p> <p>For text search indexes on nicknames, only the OFF option can be enabled for the AUXLOG option to disable support for this index configuration option.</p> <p>You cannot change the auxiliary log infrastructure property for a text index after you create it.</p>

Table 210. Option-value pairs (continued)

Option	Value	Data type	Description
CJKSEGMENTATION	<i>cjksegmentation_method</i>	String	<p>Specifies the segmentation method that applies to documents that use the Chinese, Japanese, or Korean language (zh_CN, zh_TW, ja_JP, or ko_KR locale set), including such documents when automatic language detection is enabled (when you specify the LANGUAGE parameter with the AUTO option). Supported values are:</p> <ul style="list-style-type: none"> • MORPHOLOGICAL • NGRAM <p>If you do not specify a value, the value stored in the SYSIBMTS.TSDEFAULTS view is used. Specifically, the value in the DEFAULTVALUE column of the row whose DEFAULTNAME value is 'CJKSEGMENTATION'.</p> <p>The specified segmentation method is added to the SYSIBMTS.TSCONFIGURATION administrative view. You cannot change the method after creating the text index.</p>

Important: You must enclose non-numeric values, such as comments, in single quotation marks. A single quotation mark character within a string value must be represented by two consecutive single quotation marks, as shown in the following example:

```
INDEX CONFIGURATION (COMMENT 'Index on User's Guide column')
```

message_locale

An input argument of type VARCHAR(33) that specifies the locale to use for error messages. If the argument is null or an empty string or the message files for the specified locale are not available on the server, 'en_US' is used.

message

An output argument of type VARCHAR(32K) that specifies a warning or informational message for a successfully completed operation.

Examples

Example 1: In the following example, the SYSTS_CREATE procedure is called to create a text search index called myTextIndex. The **UPDATE MINIMUM 10** parameter specifies that 10 changes must be made to the text documents that are associated with the index before an incremental update of the index is performed. Any error messages are returned in English. When the underlying text search command runs successfully, the *message* output parameter is set to indicate the status of the command execution.

```
CALL SYSPROC.SYSTS_CREATE('db2ts', 'myTextIndex',
    'myUserSchema.myBaseTable (myTextColumn)', 'UPDATE MINIMUM 10',
    'en_US', ?)
```

Sample output is as follows:

```
Value of output parameters
-----
Parameter Name : MESSAGE
Parameter Value : Operation completed successfully.
Return Status = 0
```

Example 2: In the following example, the SYSTS_CREATE procedure is called to create a text search index called myTextIndex2. No options are specified. In this example, the index exists, which results in an error message being returned to the caller.

```
CALL SYSPROC.SYSTS_CREATE('db2ts', 'myTextIndex2',
    'myUserSchema.myBaseTable (myTextColumn)', '', 'en_US', ?)
```

Sample output is as follows:

```
SQL20427N An error occurred during a text search administration
procedure or command. The error message is "CIE00201 Text search
index "db2ts"."myTextIndex2" already exists. ".
```

Usage notes

- Text search administration procedures use an existing connection to the database. If a previous transaction was not committed before you perform a text search administration operation, a deadlock might occur because the same database objects might be affected and the operation waits for the previous transaction to be committed. This situation might occur, for example, when AUTOCOMMIT option is turned off and you create a table and then create a text index without an explicit commit between the two transactions.
- If you do not specify the **COLLECTION DIRECTORY** parameter, the collection is placed in a subdirectory that is named by using the system-generated index identifier in the path that you define by using the *defaultDataDirectory* parameter in the text server configuration. You can use the **configTool** utility to set this parameter. If you do not set the *defaultDataDirectory* parameter, the collection subdirectory is in the *configPath/config/collections* directory. You should specify a location other than the home directory or the database instance path for the *defaultDataDirectory* or **COLLECTION DIRECTORY** parameter. Make sure that the location has adequate storage space and is local, not NFS mounted.
- Configure a value for the **COLLECTION DIRECTORY** parameter that enables the use of a striped RAID device.

The following key-related rules apply:

- You must define a primary key for the table.
- The maximum number of primary key columns is two columns fewer than the maximum number of primary key columns in other environments.
- The maximum total length of all primary key columns for a table with Text Search indexes is 15 bytes fewer than the maximum total primary key length that is allowed in other environments. See the restrictions for the CREATE INDEX statement.

If you create an index with the **LANGUAGE** parameter set to the AUTO option, you can specify the CJKSEGMENTATION option.

You cannot issue certain procedures or commands concurrently for a text search index because they might result in an error, based on the timing of the conflicting operation:

- The SYSTS_DISABLE procedure or **db2ts DISABLE DATABASE FOR TEXT** command
- The SYSTS_CONFIGURE procedure

Successful execution of the **CREATE INDEX** command has the following effects:

- Text Search server data is updated. A collection with the name *instance_database-name_index_identifier_number* is created, as in the following example:

```
tigertail_MYTSDB_TS250517_0000
```

For partitioned databases, a collection is created for each partition. You can retrieve the collection names from the COLLECTIONNAME column in the SYSIBMTS.TSCOLLECTIONNAMES view.

- An index event table is created in the specified table space. Also, an index staging table is created in the specified table space with accurate database indexes. If you specified the AUXLOG ON option for the **INDEX CONFIGURATION** parameter, a second staging table is created to capture changes through integrity processing.
- Text Search catalog information is updated. However, the new text search index is not automatically populated. To populate the text search index, the **SYSTS_UPDATE** procedure or **UPDATE INDEX** command must be issued either manually or automatically (as a result of defining an update schedule for the index by using the **UPDATE FREQUENCY** parameter).

- If Text Search coexists with Net Search Extender and an active Net Search Extender index exists for the table column, the new Text Search index is set to inactive.
- If you create a text search index by setting the **LANGUAGE** parameter to AUTO and the CJKSEGMENTATION option to MORPHOLOGICAL, searches for valid strings on a morphological index return zero rows. To obtain the results, add the QUERYLANGUAGE option to the CONTAINS function, as shown in the following query:

```
select bookname from morphobooks
where contains (story, '军书','QUERYLANGUAGE=zh_CN') = 1
```

The AUXLOG option is supported for nicknames for data columns that support a materialized query table (MQT) with deferred refresh. It is not supported for views.

To create a text search index on a nickname, the nickname must be a non-relational flat file nickname. Non-relational XML nicknames are not supported.

For compatibility with an earlier version, you can specify the UPDATEAUTOCOMMIT index configuration option without type and cycles. This option is associated by default with the COMMITTYPE rows option and unrestricted cycles.

To override the configured values, you can specify the UPDATEAUTOCOMMIT, COMMITTYPE, and COMMITSIZE index configuration options for the **UPDATE INDEX** command. Values that you submit for a specific update operation are applied only once and are not persisted.

If you specify the INITIALMODE SKIP option, the text search index manager populates the index. Use this option to control the sequence in which data from the text table is initially processed.

The following rules apply to the LOGTYPE index configuration option:

- If you use the LOGTYPE CUSTOM setting, use the SYSIBMTS.TSSTAGING administrative view to insert log entries for new, changed, and deleted documents.
- To view the settings for an index, check the value of the LOGTYPE parameter in the SYSIBMTS.TSCONFIGURATION administrative view.
- To view the default log type that is applied to new text indexes, check the value of the LOGTYPE option in the SYSIBMTS.TSDEFAULTS administrative view.
- The LOGTYPE option is not valid with the ALLROWS option of the **CREATE INDEX** command because the ALLROWS option forces an initial update and no log tables are created.

SYSTS_DISABLE procedure - Disable current database for text search

The procedure disables Text Search for the current database.

Important: Net Search Extender (NSE) is no longer supported in Db2. Use the Db2 Text Search feature.

Once the Text Search feature has been disabled, text search indexes and commands are no longer available for use with the database.

The procedure issues a **DISABLE DATABASE FOR TEXT** text search administration command on the database server.

Authorization

The privileges held by the authorization ID of the statement must include the following authorities:

- DBADM with DATAACCESS authority.
- SYSTS_ADM role

Default PUBLIC privilege

None

Syntax

► SYSTS_DISABLE (— *options* — , — *message_locale* — , — *message* —) ►

The schema is SYSPROC.

Procedure parameters

options

An input argument of type VARCHAR(128) that specifies the options to be used when disabling the database. The argument can be set to FORCE. When this value is specified, all indexes are dropped and the Text Search feature is disabled by force. No text search indexes are preserved and no error message or warning is returned. If the argument is null or an empty string, an attempt is made to disable the Text Search feature for the database.

message_locale

An input argument of type VARCHAR(33) that specifies the locale to be used for any error message returned. If the argument is null or an empty string, or the message files for the specified locale are not available on the server, 'en_US' is used.

message

An output argument of type VARCHAR(32K) that specifies a warning or informational message for a successfully completed operation.

Examples

Example 1: In the following example, Text Search is disabled for a database using the SYSTS_DISABLE procedure. The FORCE option is specified to ensure that the feature is disabled even if text search indexes still exist on tables in the database. Error messages are specified to be returned in English. The *message* output parameter is set to an informational message string.

```
CALL SYSPROC.SYSTS_DISABLE('FORCE', 'en_US', ?)
```

The following output is an example of sample output from this query.

```
Value of output parameters
-----
Parameter Name : MESSAGE
Parameter Value : Operation completed successfully.

Return Status = 0
```

Example 2: In the following example, Text Search is disabled for a database with existing text search indexes using the SYSTS_DISABLE procedure without specifying the FORCE option. This results in an error message to the caller. It is preferable to drop all existing text search indexes before disabling the Text Search feature or alternatively to specify the FORCE option for the *options* input parameter value.

```
CALL SYSPROC.SYSTS_DISABLE('', 'en_US', ?)
```

The following output is an example of sample output from this query.

```
SQL20427N An error occurred during a text search administration
procedure or command. The error message is "CIE00326 Text search
index active in specified or default database. ". SQLSTATE 38H14
```

Usage notes

- Text search administration procedures use an existing connection to the database. It is recommended to commit all transaction changes before executing a text search administration procedure to avoid any unexpected impact from a commit or rollback in the procedure. One way to achieve this is to turn on AUTOCOMMIT.
- Multiple procedures or commands cannot be executed concurrently on a text search index if they might conflict. Some of the conflicting procedures are:

- SYSTS_ALTER procedure
- SYSTS_CLEAR_EVENTS procedure
- SYSTS_DISABLE procedure
- SYSTS_CONFIGURE procedure
- SYSTS_UPDATE procedure

If there is a conflict, the procedure returns an SQLCODE -20426 and SQLSTATE 38H13.

Note: The lock is set at the database level for the **SYSTS_DISABLE** procedure.

- When this procedure is run,
 - the Text Search catalog information is updated. The index log and event tables are dropped. Triggers on the user text table are deleted.
 - if the **FORCE** option is specified, all text index information is removed from the database and all associated collections are deleted. See the "db2ts DROP INDEX command" or "SYSTS_DROP procedure" for reference.
- This procedure does not influence the Net Search Extender enablement status of the database. It deletes the Text Search catalog tables and views that are created by the SYSTS_ENABLE procedure or the **ENABLE FOR TEXT** command.
- Before dropping a database that has text search index definitions, run this procedure and make sure that the text indexes and collections have been removed successfully.
- If some indexes could not be deleted using the **FORCE** option, the collection names are written to the **db2diag** log files.

Note: The user is discouraged from usage that results in orphaned collections, that is, collections that remain defined on the text search server but are not used by the database system. Here are some cases that may cause orphaned collections:

- When a DROP DATABASE CLP command is executed without running a DISABLE DATABASE FOR TEXT command
- When the SYSTS_DISABLE procedure is run or a **DISABLE DATABASE FOR TEXT** command is executed using the **FORCE** option.

SYSTS_DROP procedure - Drop text search index

The SYSTS_DROP procedure drops an existing text search index associated with any table column.

After this procedure runs successfully, text search queries cannot be run on the column for which the text search index was dropped.

The procedure issues a **DROP INDEX** text search administration command on the database server.

Authorization

The privileges held by the authorization ID of the statement must include the SYSTS_MGR role and at least one of the following privileges or authorities:

- CONTROL privilege on the table on which the index is defined
- DROPIN privilege on the schema on which the index is defined
- If the text search index has an existing schedule, the authorization ID must be the same as the index creator, or must have DBADM authority

Default PUBLIC privilege

None

Syntax

```
► SYSTS_DROP ( ( index_schema , index_name , options message_locale )  
    , message ) ►
```

The schema is SYSPROC.

Procedure parameters

index_schema

An input argument of type VARCHAR(128) that specifies the schema of the text search index. The *index_schema* must follow the naming restriction for database schema names. If the argument is null or an empty string, the value of CURRENT SCHEMA is used. The *index_schema* is case-sensitive.

index_name

An input argument of type VARCHAR(128) that specifies the name of the index. Together with *index_schema*, it uniquely identifies a text search index in a database. The *index_name* is case-sensitive.

options

An input argument of type VARCHAR(32000) that specifies the options to be used. If no options are needed, the argument can be null or an empty string.

message_locale

An input argument of type VARCHAR(33) that specifies the locale to be used for any error message returned. If the argument is null or an empty string, or the message files for the specified locale are not available on the server, 'en_US' is used.

message

An output argument of type VARCHAR(32K) that specifies a warning or informational message for a successfully completed operation.

Examples

Example 1: In the following example, the text search index that was created with *index_schema* 'db2ts' and *index_name* 'myTextIndex' is being dropped. Any error messages are requested to be returned in English. When the procedure succeeds, the output parameter message indicative of the successful operation is returned to the caller.

```
CALL SYSPROC.SYSTS_DROP('db2ts', 'myTextIndex', '', 'en_US', ?)
```

As in previous releases, the SYSTS_DROP procedure is supported without the **options** argument, for example :

```
CALL SYSPROC.SYSTS_DROP('db2ts', 'myTextIndex', 'en_US', ?)
```

The following is an example of output from this query.

```
Value of output parameters  
-----  
Parameter Name : MESSAGE  
Parameter Value : Operation completed successfully.  
  
Return Status = 0
```

Example 2: In the following example, SYSTS_DROP is called to drop a text search index with *index_schema* 'db2ts' and *index_name* 'myTextIndex2'. This index does not exist and results in an error.

```
CALL SYSPROC.SYSTS_DROP('db2ts', 'myTextIndex2', 'en_US', ?)
```

The following is an example of output from this query.

```
SQL20427N An error occurred during a text search administration
procedure or command. The error message is "CIE00316 Text search
index "db2ts"."myTextIndex2" does not exist. ". SQLSTATE 38H14
```

Usage notes

- Multiple procedures or commands cannot be executed concurrently on a text search index if they might conflict. Some of the conflicting procedures are:
 - SYSTS_ALTER procedure
 - SYSTS_CLEAR_EVENTS procedure
 - SYSTS_DISABLE procedure
 - SYSTS_DROP procedure
 - SYSTS_UPDATE procedure
 - SYSTS_CONFIGURE procedure
- A STOP FOR TEXT command that runs in parallel with the DROP operation will not cause a conflicting command message, instead, if the text search server is shut down before DROP has removed the collection, an error will be returned that the text search server is not available.
- After a text search index is dropped, text search is no longer possible on the corresponding text column. If you plan to create a new text search on the same text column, you must first disconnect from the database and then reconnect before creating the new text search index.
 - The db2ts DROP INDEX command makes the following changes to the database:
 - Updates the Text Search catalog information.
 - Drops the index staging and event tables.
 - Deletes triggers on the user text table.
 - Destroys the collection associated with the Text Search index definition.

SYSTS_ENABLE procedure - Enable current database for text search

The SYSTS_ENABLE procedure enables Text Search for the current database.

This procedure must be issued successfully before text search indexes on columns within the database can be created.

This procedure issues the **ENABLE DATABASE FOR TEXT** text search administration command on the database server.

Authorization

The privileges held by the authorization ID of the procedure must include the SYSTS_ADM role and the DBADM authority.

Default PUBLIC privilege

None

Syntax

```
►► SYSTS_ENABLE — ( — options — , — message_locale — , — message — ) ►►
```

options

```
►► ADMINISTRATION TABLES IN tablespace-name ►►
```

The schema is SYSPROC.

Procedure parameters

options

An input argument of type VARCHAR(32K) that specifies the options to be used. If no options are needed, the argument can be null or an empty string. Supported values are:

ADMINISTRATION TABLES IN *table-space-name*

Specifies the name of an existing regular table space for administration tables created while enabling the database for Text Search. If this clause is not specified, SYSTOOLSPACE is used as the table space. Regardless of whether SYSTOOLSPACE or an explicitly specified table space name is used, the table space has to meet certain requirements. It has to be:

- A regular table space
- For partitioned databases it would be recommended to define a bufferpool and table space with 32KB page size

To use a case-sensitive tablespace-name use a delimited identifier by enclosing the name in double quotation marks. By default it is treated as an ordinary identifier and converted to uppercase.

message_locale

An input argument of type VARCHAR(33) that specifies the locale to be used for any error message returned. If the argument is null or an empty string, or the message files for the specified locale are not available on the server, 'en_US' is used.

message

An output argument of type VARCHAR(32K) that specifies a warning or informational message for a successfully completed operation.

Examples

Example 1: Enable the database for text search by creating administration tables in a table space with any output messages in English.

```
CALL SYSPROC.SYSTS_ENABLE ('ADMINISTRATION TABLES IN TSPACE', 'en_US', ?)
```

Enable the database for text search by creating administration tables in a table space with any output messages in French.

```
CALL SYSPROC.SYSTS_ENABLE ('ADMINISTRATION TABLES IN "tbs32k" ', 'fr_FR', ?)
```

As in previous releases, the SYSTS_ENABLE procedure is supported without the **options** argument, for example:

```
CALL SYSPROC.SYSTS_ENABLE ('en_US', ?)
```

An example of output for this query:

```
Value of output parameters
-----
Parameter Name  : MESSAGE
Parameter Value : Operation completed successfully.

Return Status = 0
```

Example 2: In the following example, SYSTS_ENABLE is called on a database that is already enabled for text search. This results in an error message to the caller.

```
CALL SYSPROC.SYSTS_ENABLE('en_US', ?)
```

An example of output for this query:

```
SQL20427N An error occurred during a text search administration
procedure or command. The error message from the text search
```



```
product is "CIE00322 Specified or default database already
enabled for text. ". SQLSTATE 38H14
```

Usage notes

- Text search administration procedures use an existing connection to the database. It is recommended to commit all transaction changes before executing a text search administration procedure to avoid any unexpected impact from a commit or rollback in the procedure. One way to achieve this is to turn on AUTOCOMMIT.
- When this procedure is run, the following events occur:
 - This procedure creates database objects, such as text search administration catalog tables and views, in the schema SYSIBMTS.
 - The established database defaults for text search index are available in view SYSIBMTS.TSDEFAULTS.
 - When the command has successfully completed, the text search catalog tables and views are created and are available.
- When executing this procedure, if you do not have sufficient execution and file access privileges to retrieve the Text Search server configuration, the procedure will create the text search catalog with an 'Incomplete enablement' warning. In this case, the Text Search server connection information will need to be updated manually.

SYSTS_UPDATE procedure - Update the text search index

The **SYSTS_UPDATE** procedure updates the text search index to reflect the current contents of the text column with which the index is associated.

While the update is being done, a search is possible. Until completion of the update, the search operates on a partially updated index.

The procedure issues an **UPDATE INDEX** text search administration command on the database server.

Authorization

The privileges that are held by the authorization ID of the statement must include the SYSTS_MGR role and at least one of the following authorities:

- DATAACCESS authority
- CONTROL privilege on the table on which the text index is defined
- INDEX with SELECT privilege on the base table on which the text index is defined

In addition, for an initial update the authorization requirements apply as outlined in the **CREATE TRIGGER** statement.

Default PUBLIC privilege

None

Syntax

```
► SYSTS_UPDATE ( — index_schema — , — index_name — , — update_options — , —  
    — message_locale — , — message — ) ►
```

The schema is SYSPROC.

Procedure parameters

index_schema

An input argument of type VARCHAR(128) that specifies the schema of the text search index. The *index_schema* must follow the naming restriction for database schema names. If the argument is null or an empty string, the value of the current schema is used. The *index_schema* is case-sensitive.

index_name

An input argument of type VARCHAR(128) that specifies the name of the index. Together with *index_schema*, it uniquely identifies a text search index in a database. The *index_name* is case-sensitive.

update_options

An input argument of type VARCHAR(32K) that specifies update options. If no options are required the argument can be null or an empty string. The possible values are:

UPDATE OPTIONS value	Description
USING UPDATE MINIMUM	This option enforces the use of the UPDATE MINIMUM value that is defined for the text search index and processes updates if the specified minimum number of changes occurred.
FOR DATA REDISTRIBUTION	This option specifies that a text search index in a partitioned database must be refreshed after data partitions are added or removed and a subsequent data redistribution operation must be completed. Search results might be inconsistent until the text search index is updated with the FOR DATA REDISTRIBUTION option.
ALLROWS	This option specifies that an initial update must be attempted unconditionally.
UPDATEAUTOCOMMIT <i>commitsize</i>	<p>Specifies the number of rows or number of hours after which a commit is run to automatically preserve the previous work for either initial or incremental updates.</p> <p>If you specify the number of rows:</p> <ul style="list-style-type: none">• After the number of documents that are updated reaches the COMMITCOUNT number, the server applies a commit. COMMITCOUNT counts the number of documents that are updated by using the primary key, not the number of staging table entries. <p>If you specify the number of hours:</p> <ul style="list-style-type: none">• The text index is committed after the specified number of hours is reached. The maximum number of hours is 24. <p>For initial updates, the index update processes batches of documents from the base table. After the <i>commitsize</i> value is reached, update processing completes a COMMIT operation and the last processed key is saved in the staging table with operational identifier '4'. This key is used to restart update processing either after a failure or after the number of specified <i>commitcycles</i> are completed. If a <i>commitcycles</i> is specified, the update mode is modified to incremental to initiate capturing changes by using the LOGTYPE BASIC option to create triggers on the text table. However, until the initial update is complete, log entries that are generated by documents that have not been processed in a previous cycle are removed from the staging table.</p> <p>Using the UPDATEAUTOCOMMIT option for an initial text index update leads to a significant increase of execution time.</p>

UPDATE OPTIONS value	Description
	For incremental updates, log entries that are processed are removed correspondingly from the staging table with each interim commit.
COMMITTYPE	Specifies rows or hours for the UPDATEAUTOCOMMIT index configuration option. The default is rows.
COMMITCYCLES	Specifies the number of commit cycles. The default is 0 for unlimited cycles. If cycles are not explicitly specified, the update operation uses as many cycles as required based on the batch size that is specified with the UPDATEAUTOCOMMIT option to finish the update processing. You can use this option with the UPDATEAUTOCOMMIT setting with a <i>committype</i> .

message_locale

An input argument of type VARCHAR(33) that specifies the locale to be used for any error message returned. If the argument is null or an empty string, or the message files for the specified locale are not available on the server, 'en_US' is used.

message

An output argument of type VARCHAR(32K) that specifies a warning or informational message for a successfully completed operation.

Examples

Example 1: In the following example, the text search index that was created with *index_schema* 'db2ts' and *index_name* 'myTextIndex' is being updated. A NULL value in the place of the *update_options* means that an update is unconditionally started when the stored procedure is called. Any error messages are requested to be returned in English. For successful procedures, the caller receives a success message.

```
CALL SYSPROC.SYSTS_UPDATE
('db2ts', 'myTextIndex', '', 'en_US', ?)
```

An example of output from this query:

```
Value of output parameters
-----
Parameter Name : MESSAGE
Parameter Value : Operation completed successfully.
```

Example 2: Update a text index after an operation finishes on the partition group that is associated with the base table, and return any error messages in English.

```
CALL SYSPROC.SYSTS_UPDATE
('db2ts', 'myTextIndex2', 'FOR DATA REDISTRIBUTION', 'en_US', ?)
```

```
Value of output parameters
-----
Parameter Name : MESSAGE
Parameter Value : Operation completed successfully.
```

```
Return Status = 0
```

Example 3: In the following example, SYSTS_UPDATE is called to update a text search index with *index_schema* 'db2ts' and *index_name* 'myTextIndex3'. In this example, the index does not exist and results in an error.

```
CALL SYSPROC.SYSTS_UPDATE('db2ts', 'myTextIndex3', 'USING UPDATE MINIMUM',
    'en_US', ?)
```

```
SQL20427N An error occurred during a text search administration
procedure or command. The error message is "CIE00316 Text search
index "db2ts"."myTextIndex3" does not exist. ". SQLSTATE 38H14
```

Usage notes

- Text search administration procedures use an existing connection to the database. The current transaction might be committed or rolled back depending on the completion of the procedures. To avoid any unexpected impact from such a commit or rollback, you might want to commit all transaction changes. Turning on AUTOCOMMIT is one way to commit all transaction changes.
- Certain procedures or commands cannot be executed concurrently on a text search index because the timing of the conflicting operation might cause an error. Some of the conflicting procedures and commands are:
 - SYSTS_ALTER procedure or **db2ts ALTER INDEX** command
 - SYSTS_CLEAR_EVENTS procedure or **db2ts CLEAR EVENTS FOR INDEX** command
 - SYSTS_DISABLE procedure or **db2ts DISABLE DATABASE FOR TEXT** command
 - SYSTS_UPDATE procedure or **db2ts UPDATE INDEX** command

If there is a conflict, the procedure returns an SQLCODE -20426 and SQLSTATE 38H13.

- This procedure does not return until all index update processing is completed. The duration depends on the number of documents to be indexed and the number of documents already indexed. The collection name for the index can be retrieved from the SYSIBMTS.TSCOLLECTIONNAMES view COLLECTIONNAME column.
- When there are individual document errors, the documents must be corrected. The primary keys of the erroneous documents can be looked up in the event table for the index. By changing the corresponding rows in the user table, the next call to SYSTS_UPDATE reprocesses these documents.
- When the SYSTS_UPDATE procedure is run, the following events occur:
 - Rows are inserted into the event table, including parser error information. Information is deleted from the index staging table in case of incremental updates. Before the first update, the SYSTS_UPDATE procedure creates triggers on the user table.
 - The collection is updated:
 - New or changed documents are parsed and indexed.
 - Deleted documents are discarded from the index.
- If a synonym dictionary is associated with a text index, issuing the update with the ALLROWS or FOR DATA REDISTRIBUTION options removes the association by dropping and re-creating the collections for the text index. The synonym dictionary must be associated with the new text index collections.
- The **UPDATEAUTOCOMMIT** index configuration option can be specified without type and cycles for compatibility with an earlier version. It is associated by default with the **COMMITTYPE** rows option and unrestricted cycles.
- When **UPDATEAUTOCOMMIT**, **COMMITTYPE** or **COMMITSIZE** values are specified for the update operation, they override existing configured values only for the specific update and are not persisted.

SYSTS_UPGRADE_CATALOG procedure - Upgrade the text search catalog

This procedure upgrades the Text Search catalog, including the administrative tables and administrative views, to the latest product version.

This procedure creates new catalog tables and views which are used in the latest version of the product and also updates the existing catalog tables and views. It removes obsolete catalog tables and views.

Authorization

The privileges held by the authorization ID of the procedure must include the SYSTS_ADM role and the DBADM authority.

Default PUBLIC privilege

None

Syntax

```
➤ SYSTS_UPGRADE_CATALOG — ( — message_locale — , — message — ) ➤
```

The schema is SYSPROC.

Procedure parameters

message_locale

An input argument of type VARCHAR(33) that specifies the locale to be used for any error message returned. If the argument is null or an empty string, or the message files for the specified locale are not available on the server, 'en_US' is used.

message

An output argument of type VARCHAR(32K) that specifies a warning or informational message for a successfully completed operation.

Example

Example 1: In the following example, the database was enabled for text search in an older release. Calling the **SYSTS_UPGRADE_CATALOG** procedure upgrades the text search catalog tables, and if the procedure succeeds, the output parameter message indicating successful operation is returned to the caller.

```
CALL SYSPROC.SYSTS_UPGRADE_CATALOG('en_US',?)
```

```
Value of output parameters
```

```
-----  
Parameter Name   : MESSAGE  
Parameter Value  : CIE0213W The Db2 Text Search Catalog has been upgraded to  
the current version. You will now need to update the text search index using  
the SYSPROC.SYSTS_UPGRADE_INDEX stored procedure.  
index also needs to be updated by calling "SYSPROC.SYSTS_UPGRADE_INDEX".
```

```
Return Status = 0
```

Example 2: In the following example, the database was not enabled for Text Search in an older release before calling the procedure. A NULL value in the place *message_locale* means the a default locale of 'en_US' will be used. All error messages are returned in English.

```
CALL SYSPROC.SYSTS_UPGRADE_CATALOG('',?)
```

```
SQL20427N An error occurred during a text search administration procedure  
or command. The error message is "CIE0323E Specified or default database  
not enabled for text. ".  
SQLSTATE=38H14
```

Example 3: In the following example, the text search catalog and the text search indexes are already upgraded to the current version.

```
CALL SYSPROC.SYSTS_UPGRADE_CATALOG('en_US',?)
```

```
Value of output parameters
```

```
-----  
Parameter Name   : MESSAGE  
Parameter Value  : CIE0002I The Db2 Text Search release level is current  
for the database. The system has not been upgraded.
```

Usage notes

The **SYSTS_UPGRADE_CATALOG** procedure is integrated into the **DB2 UPGRADE DATABASE** command to perform the text search specific catalog upgrade. If the database upgrade fails to upgrade the text search catalog, the **SYSTS_UPGRADE_CATALOG** procedure must be executed separately by the user to complete the database upgrade.

To upgrade the text search index catalog, proceed as follows:

1. Make sure that the Text Search instance service is stopped.
2. Execute the **SYSTS_UPGRADE_CATALOG** procedure.

Note: Text Search administrative procedures use an existing connection to the database. The current transaction might be committed or rolled back depending on the completion of the procedures. As such, you might want to commit all transaction changes to avoid any unexpected impact from such a commit or rollback. One way to achieve this is to turn on **AUTOCOMMIT**.

3. The **SYSTS_UPGRADE_CATALOG** procedure attempts to populate the Text Search server information in the catalog. Review the SYSIBMTS.TSERVER content and update the Text Search server information as necessary.
4. Upgrade the text search indexes by following the procedure outlined for the **SYSTS_UPGRADE_INDEX** procedure. The version value in the SYSIBMTS.TSDEFAULTS administrative view will not be updated until the **SYSTS_UPGRADE_INDEX** procedure is executed successfully.

SYSTS_UPGRADE_INDEX - Upgrade text search indexes

This procedure updates Text Search index information in database catalog tables and text search catalog tables.

Text search index collections are managed by the Text Search server. See Upgrading Text Search for more information.

Authorization

The privileges held by the authorization ID of the procedure must include the SYSTS_ADM role and the DBADM authority.

Default PUBLIC privilege

None

Syntax

```
► SYSTS_UPGRADE_INDEX ( — message_locale — , — message — ) ►
```

The schema is SYSPROC.

Procedure parameters***message_locale***

An input argument of type VARCHAR(33) that specifies the locale to be used for any error message returned. If the argument is null or an empty string, or the message files for the specified locale are not available on the server, 'en_US' is used.

message

An output argument of type VARCHAR(32K) that specifies a warning or informational message for a successfully completed operation.

Example

Example 1: In the following example, the database was enabled for text search in an older release and the procedure **SYSTS_UPGRADE_CATALOG** has already been completed successfully. The procedure **SYSTS_UPGRADE_INDEX** will complete the upgrade for the text index metadata in the database catalog. When the procedure succeeds, the output parameter message indicative of the successful operation is returned to the caller.

```
CALL SYSPROC.SYSTS_UPGRADE_INDEX('en_US', ?)
```

```
Parameter Name : MESSAGE  
Parameter Value : CIE00001 Operation completed successfully.  
  
Return Status = 0
```

Example 2: In the following example, the database was not enabled for text search in the older release of the product. If a NULL value is set for *message_locale*, it means the system locale will be used. If the system locale is not available then the default locale 'en_US' will be used.

```
CALL SYSPROC.SYSTS_UPGRADE_INDEX('', ?)
```

```
SQL20427N An error occurred during a text search administration procedure  
or command. The error message is "CIE0323E Specified or default database  
not enabled for text. ".  
SQLSTATE=38H14
```

Example 3: In the following example, the Text Search catalog and the text search indexes were already upgraded to the current version.

```
CALL SYSPROC.SYSTS_UPGRADE_INDEX('en_US', ?)
```

```
Value of output parameters  
-----  
Parameter Name : MESSAGE  
Parameter Value : CIE0002I The Db2 Text Search release level is current for  
the database. The system has not been upgraded.  
  
Return Status = 0
```

Example 4: In the following example, the Text Search catalog was not upgraded.

```
CALL SYSPROC.SYSTS_UPGRADE_INDEX('en_US', ?)
```

```
CIE0409E The Db2 Text Search catalog has not been upgraded to the current version.
```

Usage notes

- The **SYSTS_UPGRADE_INDEX** procedure is integrated into the **DB2 UPGRADE DATABASE** command to perform upgrades for text search indexes. When issuing the **DB2 UPGRADE DATABASE** command, this procedure will be executed as well. If the upgrade of text search indexes fails, the procedure must be run manually.
- The **SYSTS_UPGRADE_CATALOG** procedure should be executed before **SYSTS_UPGRADE_INDEX** procedure. The version value in the **SYSIBMTS.TSDEFAULTS** administrative view will not be updated until the **SYSTS_UPGRADE_INDEX** procedure is executed successfully.
- Text Search administrative procedures use an existing connection to the database. The current transaction might be committed or rolled back depending on the completion of the procedures. As such, you might want to commit all transaction changes to avoid any unexpected impact from such a commit or rollback. One way to achieve this is to turn on **AUTOCOMMIT**.

Chapter 9. Workload management routines

This grouping of routines and views can be used to achieve effective management of work and workloads in your database.

WLM_ENABLE_ADMISSION_CTRL procedure - Enabling the adaptive workload manager

The WLM_ENABLE_ADMISSION_CTRL procedure is used to enable or disable the adaptive workload manager on a connected database.

Authorization

One of the following authorities is required to execute the routine:

- DBADM authority
- WLMADM authority

Default PUBLIC privilege

None

Syntax

► WLM_ENABLE_ADMISSION_CTRL — (— *newEnv* —) ►

Parameters

newEnv

An optional input argument of type VARCHAR(3) . If 'YES', NULL or no parameter is passed in, preparation for the enablement of the adaptive workload manager will be initiated. If 'NO' is passed in, preparation for the disablement of the adaptive workload manager will be initiated. A deactivation and then reactivation of the database is required to complete the process.

Usage notes

The adaptive workload manager can only be enabled on databases where the registry variable **DB2_WORKLOAD** has been set to ANALYTICS and WLM CPU shares are disabled. If these conditions are not satisfied the stored procedure will fail with SQL1668, reason code 12.

After invocation of the WLM_ENABLE_ADMISSION_CTRL stored procedure the database must be reactivated before any changes take effect. Until the database is reactivated, no changes are made to the active database.

If the stored procedure is used to enable the adaptive workload manager the following changes will occur when the database is next reactivated:

- The SYSDEFAULTMANAGESUBCLASS service subclass is dropped. Any WORKLOAD objects pointing to the SYSDEFAULTMANAGEDSUBCLASS will be modified to point to the SYSDEFAULTUSERCLASS service superclass. Any monitor settings defined on this service class (for example activity collection) are implicitly removed since the subclass is dropped and must be manually redefined on the newly created service subclasses if required.
- SYSMANAGEDQUERIES work class in the SYSDEFAULTUSERWCS work class set is dropped.
- SYSMAPMANAGEDQUERIES work action in the SYSDEFAULTUSERWAS work action set is dropped.
- The SYSDEFAULTCONCURRENT threshold is dropped

- The SYSMEDIUMSUBCLASS, SYSCOMPLEXSUBCLASS and SYSLOAD subclasses under the SYSDEFAULTUSERCLASS superclass are created.
- The SYSREMAPTOMEDIUM and SYSREMAPTOCOMPLEX ACTIVITYTOTALRUNTIMEINALLSC thresholds are created.
- The SYSSIMPLEDML, SYSMEDIUMDML, SYSCOMPLEXDML & SYSLOAD work classes added to the SYSDEFAULTUSERWCS work class set.
- The SYSMAPCOMPLEXDML, SYSMAPMEDIUMDML, SYSMAPSIMPLEDML & SYSMAPLOAD work actions are added to SYSDEFAULTUSERWAS work action set.
- The **wlm_admission_ctrl** database configuration parameter is set to 'YES'.

If the stored procedure is used to disable the adaptive workload manager the following changes will occur when the database is next reactivated:

- The SYSMAPSIMPLEDML, SYSMAPMEDIUMDML, SYSMAPCOMPLEXDML & SYSMAPLOAD work actions under SYSDEFAULTUSERWAS are removed.
- The SYSSIMPLEDML, SYSMEDIUMDML, SYSCOMPLEXDML & SYSLOAD work classes under SYSDEFAULTUSERWCS are removed.
- The SYSREMAPTOMEDIUM & SYSREMAPTOCOMPLEX thresholds are removed.
- The SYSDEFAULTSUBCLASS, SYSMEDIUMSUBCLASS, SYSCOMPLEXSUBCLASS & SYSLOADSUBCLASS subclasses under SYSDEFAULTUSERCLASS are removed. Any workload objects pointing to these subclasses are moved to point to SYSDEFAULTUSERCLASS.
- Create SYSDEFAULTSUBCLASS under SYSDEFAULTUSERCLASS.
- Create SYSDEFAULTMANAGEDSUBCLASS service subclass under SYSDEFAULTUSERCLASS.
- Create the work class SYSMANAGEDQUERIES under SYSDEFAULTUSERWCS.
- Create the work action SYSMAPMANAGEDQUERIES under SYSDEFAULTUSERWAS.
- Create the SYSDEFAULTCONCURRENT concurrency threshold.
- The **wlm_admission_ctrl** database configuration parameter is set to 'NO'.

When enabling the adaptive workload manager on a database where it is already enabled, or disabling on a database where it is already disabled, no action will be taken and no error will be returned from the WLM_ENABLE_ADMISSION_CTRL procedure.

Note: Note: Installations of Integrated Analytics System, Db2 Warehouse and Db2 Warehouse on Cloud are already running adaptive workload manager and are unable to migrate away from it as it is always running on those configurations.

Related concepts

[Adaptive workload manager](#)

WLM_CANCEL_ACTIVITY - Cancel an activity

This procedure cancels a given activity. If the cancel takes place, an error message will be returned to the application that submitted the activity that was cancelled.

Syntax

```
► WLM_CANCEL_ACTIVITY — ( — application_handle — , — uow_id — , — activity_id — ) ►
```

The schema is SYSPROC.

Procedure parameters

application_handle

An input argument of type BIGINT that specifies the application handle whose activity is to be cancelled. If the argument is null, no activity will be found and an SQL4702N with SQLSTATE 5U035 is returned.

uow_id

An input argument of type INTEGER that specifies the unit of work ID of the activity that is to be cancelled. If the argument is null, no activity will be found and an SQL4702N with SQLSTATE 5U035 is returned.

activity_id

An input argument of type INTEGER that specifies the activity ID which uniquely identifies the activity within the unit of work that is to be cancelled. If the argument is null, no activity will be found and an SQL4702N with SQLSTATE 5U035 is returned.

Authorization

One of the following authorities is required to execute the routine:

- EXECUTE privilege on the routine
- DATAACCESS authority
- DBADM authority
- SQLADM authority
- WLMADM authority

Default PUBLIC privilege

None

Example

An administrator can use the WLM_GET_WORKLOAD_OCCURRENCE_ACTIVITIES table function to find the application handle, unit of work ID and activity ID of an activity. To cancel an activity with application handle 1, unit of work ID 2 and activity ID 3:

```
CALL WLM_CANCEL_ACTIVITY(1, 2, 3)
```

Usage notes

- If no activity can be found, an SQL4702N with SQLSTATE 5U035 is returned.
- If the activity cannot be cancelled because it not in the correct state (not initialized), an SQL4703N (reason code 1) with SQLSTATE 5U016 is returned.
- If the activity is successfully cancelled, an SQL4725N with SQLSTATE 57014 is returned to the cancelled application.
- If, at the time of the cancel, the coordinator is processing a request for a different activity or is idle, the activity is placed into CANCEL_PENDING state and will be cancelled when the coordinator processes the next request.

WLM_CAPTURE_ACTIVITY_IN_PROGRESS - Collect activity information for activities event monitor

The WLM_CAPTURE_ACTIVITY_IN_PROGRESS procedure gathers information about a specified activity and writes the information to the active activities event monitor.

The functionality of WLM_CAPTURE_ACTIVITY_IN_PROGRESS is identical to the functionality of MON_CAPTURE_ACTIVITY_IN_PROGRESS. Although the functionality for these two routines is the same, the authorization is not necessarily the same. See [MON_CAPTURE_ACTIVITY_IN_PROGRESS](#) for syntax, parameters, usage notes, and examples.

Authorization

One of the following authorities is required to execute the routine:

- EXECUTE privilege on the routine
- DATAACCESS authority
- DBADM authority
- SQLADM authority
- WLMADM authority

Default PUBLIC privilege

None

WLM_COLLECT_STATS - Collect and reset workload management statistics

The WLM_COLLECT_STATS procedure gathers statistics for service classes, workloads, work classes, and threshold queues and writes them to the statistics event monitor.

This procedure also resets the statistics for service classes, workloads, work classes, and threshold queues.

If there is no active statistics event monitor, the procedure only resets the statistics.

The functionality of WLM_COLLECT_STATS is identical to the functionality of MON_COLLECT_STATS. Although the functionality for these two routines is the same, the authorization is not necessarily the same. See [MON_COLLECT_STATS](#) for syntax, parameters, usage notes, and examples.

Authorization

One of the following authorities is required to execute the routine:

- EXECUTE privilege on the routine
- DATAACCESS authority
- DBADM authority
- SQLADM authority
- WLMADM authority

Default PUBLIC privilege

None

WLM_ALTER_MEMBER_SUBSET procedure - Alter a member subset object

The WLM_ALTER_MEMBER_SUBSET procedure alters an existing member subset database object.

Authorization

One of the following authorizations is required:

- DBADM authority
- WLMADM authority

Default PUBLIC privilege

None

Syntax

```
► WLM_ALTER_MEMBER_SUBSET ( ( — subset_name — , — subset_attributes — , ►
    ► — member_list — ) ►
```

The schema is SYSPROC.

Routine parameters

subset_name

An input argument of type VARCHAR(128) that specifies the name of the member subset object to be altered. This is a one-part name. It is an SQL identifier (ordinary or delimited). The name must identify a member subset which already exists in the current database (SQLSTATE 42704). This argument cannot be NULL (SQLSTATE 42815).

subset_attributes

An input argument of type CLOB(8K) that enables you to alter one or more member subset attributes. This parameter defaults to NULL. Subset attributes are specified as name value pairs using the format:

```
<subset attribute name tag>value</subset attribute name tag>
```

Each subset attribute can be specified a maximum of one time (SQLSTATE 42613). Subset attribute names are case sensitive. The subset attribute values are case insensitive unless otherwise noted. The available subset attribute name tags are as follows:

'<enabled>value</enabled>'

Specifies whether this member subset will be considered when a connection request is assigned to a member subset. This value can be either "yes" or "no". If not specified the current value is not altered.

'<databaseAlias>value</databaseAlias>'

Replace the database alias that a client must connect to in order to be assigned to this member subset. The name must conform to the naming conventions for local database aliases (SQLSTATE 2E000).

If the existing database alias was cataloged by a member subset operation it is uncataloged by this command.

'<catalogDatabaseAlias>value</catalogDatabaseAlias>'

Specifies whether the procedure should catalog the new database alias specified in the databaseAlias attribute. This value can be either "yes" or "no". When this attribute is specified a new database alias attribute must also be provided (SQLSTATE 530AA).

If the value of this attribute is "yes" the new database alias specified in the databaseAlias attribute must not already be cataloged (SQL1005N). If the value of this attribute is "no" the new database alias specified in the databaseAlias attribute must already be cataloged (SQLSTATE 42705).

'<memberPriorityBasis>value</memberPriorityBasis>'

Specifies what information should be used when calculating the relative member priorities in the member subsets server list. This value can be either "load" or "equalPriority". If not specified, the current value is not altered.

The value "load" indicates that the member priorities in the member subsets server list will be based on the relative load of each member. The relative load is calculated based on the average CPU load and average page swap rate. This value can be specified only in a Db2 pureScale instance (SQLSTATE 530AA).

The value "equalPriority" indicates that the member priority in the member subsets server list for each active member will be 101.

'<inclusiveSubset>value</inclusiveSubset>'

Specifies whether all members in the instance will be included in the member subset's server list for high availability (HA) purposes when no other member of the subset is online.

This attribute can be specified only in a Db2 pureScale instance (SQLSTATE 530AA). When specified the value can be either "yes" or "no". If not specified, the current value is not altered.

'<alternateServer>value</alternateServer>'

Specifies whether the host name and port cataloged by the UPDATE ALTERNATE SERVER statement will be included in the member subset's server list for HA purposes when no other member of the subset is online. This value can be either "yes" or "no". If not specified, it defaults to "no".

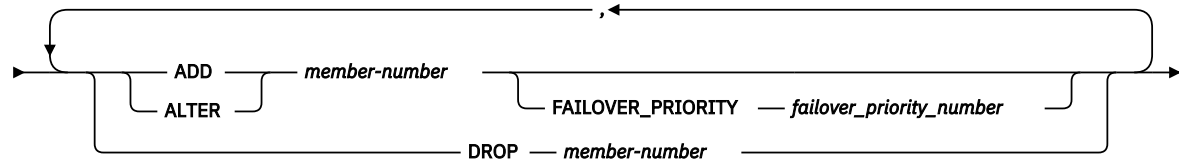
'<comment>value</comment>'

Specifies a comment on the member subset. The comment specified replaces the value in the REMARKS column of the SYSCAT.MEMBERSUBSETS catalog view for the row that describes the member subset. The comment value can be any character string constant of up to 254 bytes.

member_list

An input argument of type VARCHAR(32000) that enables you to specify a list of members to add to, alter, or drop from, the member subset. This parameter defaults to NULL. The list of members are specified as comma-separated numerical values by using the following syntax:

► (→



►) →

Each member number can be specified a maximum of one time (SQLSTATE 42613). If the ADD token is specified, the member must not already be included in the member subset (SQLSTATE 42613). If the ALTER or DROP token is specified, the member must already be included in the member subset. The member number must be defined in the instance (SQLSTATE 42729). The last primary member in a member subset cannot be dropped (SQLSTATE 530AB).

failover_priority_number

In a Db2 pureScale environment, the failover_priority_number argument can be specified with member_list. Use failover_priority_number with member_list to specify a failover priority for the members that are being added or altered in the member subset. The parameter defaults to 0. Each subset must have at least one member with FAILOVER_PRIORITY set to 0. The value for failover_priority_number can be 0 - 254 (SQLSTATE 42815).

Usage notes

- As an autonomous procedure, WLM_ALTER_MEMBER_SUBSET executes in its own transaction scope.
- When WLM_ALTER_MEMBER_SUBSET successfully completes, it will commit the work performed within the procedure, but if it is unsuccessful, the procedure rolls back any work performed.

Examples

1. Add member 3 to the member subset MY_SUBSET.

```
CALL SYSPROC.WLM_ALTER_MEMBER_SUBSET('MY_SUBSET', NULL, '(ADD 3)')
```

2. Drop member 2 from the member subset MY_SUBSET.

```
CALL SYSPROC.WLM_ALTER_MEMBER_SUBSET('MY_SUBSET', NULL, '(DROP 2)')
```

3. Change the member priority basis to equal priorities.

```
CALL SYSPROC.WLM_ALTER_MEMBER_SUBSET('MY_SUBSET',  
'<memberPriorityBasis>equalPriority</memberPriorityBasis>', NULL)
```

4. Change the member subset to an exclusive subset.

```
CALL SYSPROC.WLM_ALTER_MEMBER_SUBSET('MY_SUBSET',
'<inclusiveSubset>no</inclusiveSubset>', NULL)
```

5. Replace the current database alias subset attribute from MY_SUBSET with NEWALIAS.

```
CALL SYSPROC.WLM_ALTER_MEMBER_SUBSET('MY_SUBSET',
'<databaseAlias>NEWALIAS</databaseAlias>', NULL)
```

6. Add member 4 with FAILOVER_PRIORITY 1 to the member subset MY_SUBSET.

```
CALL SYSPROC.WLM_ALTER_MEMBER_SUBSET('MY_SUBSET', NULL, '(ADD 4 FAILOVER_PRIORITY 1)')
```

WLM_CREATE_MEMBER_SUBSET procedure - Create a member subset object

The WLM_CREATE_MEMBER_SUBSET procedure creates a member subset database object.

Authorization

One of the following authorizations is required:

- DBADM authority
- WLMADM authority

Default PUBLIC privilege

None

Syntax

```
►► WLM_CREATE_MEMBER_SUBSET — ( — subset_name — , — subset_attributes — , — ►  
  
    ► — member_list — ) ►►
```

The schema is SYSPROC.

Routine parameters

subset_name

An input argument of type VARCHAR(128) that specifies the name of the member subset object to be created. This is a one-part name. It is an SQL identifier (ordinary or delimited). The name must not identify a member subset which already exists in the current database (SQLSTATE 42710). The name must not begin with the characters 'SYS' (SQLSTATE 42939). This argument cannot be NULL (SQLSTATE 42815).

subset_attributes

An input argument of type CLOB(8K) that enables you to specify one or more member subset attributes. This parameter cannot be NULL (SQLSTATE 42815). Subset attributes are specified as name value pairs using the format:

```
<subset attribute name tag>value</subset attribute name tag>
```

Each subset attribute can be specified a maximum of one time (SQLSTATE 42613). Subset attribute names are case sensitive. The subset attribute values are case insensitive unless otherwise noted. The available subset attribute name tags are as follows:

'<enabled>value</enabled>'

Specifies whether this member subset will be considered when a connection request is assigned to a member subset. This value can be "yes", "wlb" or "no". If not specified it defaults to "yes".

The value "wlb" indicates that the member subset is enabled, and that work load balancing (transaction level load balancing) for an application (on either the Db2 driver or client) is also enabled. By using the member subset alias and attribute "wlb", workload balancing can be configured on the server instead of the client or data server driver. The value "wlb" applies only if work load balancing is not explicitly disabled by an application.

Transaction level load balancing can be disabled by an application, through the data server driver configuration file. By setting either the **enableWLB** parameter or the **enableWLBsysplex** Java (JDBC) driver property to *false*, transaction level load balancing is disabled, even if the "wlb" attribute is specified for member subset.

'<databaseAlias>value</databaseAlias>'

Specifies a database alias name that a client connection must connect to in order to be assigned to this member subset. The name must conform to naming conventions for local database aliases (SQLSTATE 2E000). This attribute is required (SQLSTATE 42815).

'<catalogDatabaseAlias>value</catalogDatabaseAlias>'

Specifies whether the procedure should catalog a database alias if databaseAlias is one of the specified subset attributes. This value can be either "yes" or "no". If not specified it defaults to "yes".

If the value of this attribute is "yes" the database alias specified in the databaseAlias attribute must not already be cataloged (SQL1005N). If the value of this attribute is "no" the database alias specified in the databaseAlias attribute must already be cataloged (SQLSTATE 42705).

'<memberPriorityBasis>value</memberPriorityBasis>'

Specifies what information should be used when calculating the relative member priorities in the member subsets server list. This value can be either "load" or "equalPriority". If not specified, it defaults to "load" in a Db2 pureScale instance and "equalPriority" in a partitioned database or single member environment.

The value "load" indicates that the member priorities in the member subsets server list will be based on the relative load of each member. The relative load is calculated based on the average CPU load and average page swap rate. This value can be specified only in a Db2 pureScale instance (SQLSTATE 530AA).

The value "equalPriority" indicates that the member priority in the member subsets server list for each active member will be 100.

'<inclusiveSubset>value</inclusiveSubset>'

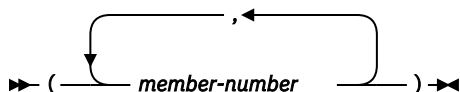
Specifies whether all members in the instance will be included in the member subset's server list for high availability (HA) purposes when no other member of the subset is online. When specified the value can be either "yes" or "no". If not specified, it defaults to "yes" in a Db2 pureScale instance and "no" in a partitioned database or single member environment. This value can be specified only in a Db2 pureScale instance (SQLSTATE 530AA).

'<alternateServer>value</alternateServer>'

Specifies whether the host name and port cataloged by the UPDATE ALTERNATE SERVER statement will be included in the member subset's server list for HA purposes when no other member of the subset is online. This value can be either "yes" or "no". If not specified, it defaults to "no".

member_list

An input argument of type VARCHAR(32000) that enables you to specify a list of members to include in the member subset. This parameter cannot be NULL (SQLSTATE 42815). The list of members are specified as comma separated numerical values using the following syntax:



Each member number can be specified a maximum of one time (SQLSTATE 42613). The member number must be defined in the instance (SQLSTATE 42729).

Usage notes

- As an autonomous procedure, WLM_CREATE_MEMBER_SUBSET executes in its own transaction scope.
- When WLM_CREATE_MEMBER_SUBSET successfully completes, it will commit the work performed within the procedure, but if it is unsuccessful, the procedure rolls back any work performed.
- When a database connection is established, the database manager looks for a matching member subset based on the database alias subset attribute. If a matching member subset is found, the connection is associated with the member subset.

Examples

1. Create a member subset in a Db2 pureScale instance for connections to the database alias PSALIAS. The PSALIAS database alias does not exist and will be cataloged by the WLM_CREATE_MEMBER_SUBSET procedure.

```
CALL SYSPROC.WLM_CREATE_MEMBER_SUBSET(  
    'PURESCALE_SUBSET',  
    '<databaseAlias>PSALIAS</databaseAlias>',  
    '(0, 1)')
```

2. Create a member subset in a partitioned database environment for connections to the database alias DPFALIAS. The DPFALIAS database alias does not exist and will be cataloged by the WLM_CREATE_MEMBER_SUBSET procedure.

The server list for the member subset is to include members 100 and 200 only.

```
CALL SYSPROC.WLM_CREATE_MEMBER_SUBSET(  
    'DPF_SUBSET',  
    '<databaseAlias>DPFALIAS</databaseAlias>',  
    '(100, 200)')
```

3. Create a member subset in a Db2 pureScale instance for connections to the database alias OLTPDB. The OLTPDB database alias exists prior to executing the WLM_CREATE_MEMBER_SUBSET procedure.

The server list for the member subset is to include members 1 and 2 for workload balancing usage and all other members for automatic client rerouting purposes.

```
CALL SYSPROC.WLM_CREATE_MEMBER_SUBSET(  
    'OLTP_SUBSET',  
    '<catalogDatabaseAlias>no</catalogDatabaseAlias>  
    <databaseAlias>OLTPDB</databaseAlias>',  
    '(1, 2)')
```

4. Create a member subset in a Db2 pureScale instance for connections to the database alias EQUALDB. The EQUALDB database alias does not exist and will be cataloged by the WLM_CREATE_MEMBER_SUBSET procedure.

The server list for the member subset is to include members 0 and 1 only. The member priority in the server list are to be equivalent for all active members.

```
CALL SYSPROC.WLM_CREATE_MEMBER_SUBSET(  
    'EQUAL_SUBSET',  
    '<memberPriorityBasis>equalPriority</memberPriorityBasis>  
    <inclusiveSubset>no</inclusiveSubset>  
    <databaseAlias>EQUALDB</databaseAlias>',  
    '(0, 1)')
```

5. Alter a member subset to enable work load balancing (transaction level load balancing) on a client or driver, if not explicitly disabled by an application.

```
CALL SYSPROC.WLM_ALTER_MEMBER_SUBSET( 'SALES_PREFERRED_SUBSET', '  
    <enabled>wlb</enabled>',  
    NULL );
```

WLM_DROP_MEMBER_SUBSET procedure - Drop a member subset object

The WLM_DROP_MEMBER_SUBSET procedure drops an existing member subset database object.

Authorization

One of the following authorizations is required:

- DBADM authority
- WLMADM authority

Default PUBLIC privilege

None

Syntax

```
➤ WLM_DROP_MEMBER_SUBSET ( subset_name ) ➤
```

The schema is SYSPROC.

Routine parameters

subset_name

An input argument of type VARCHAR(128) that specifies the name of the member subset object to be dropped. This is a one-part name. It is an SQL identifier (ordinary or delimited). The name must identify a member subset which already exists in the current database (SQLSTATE 42704). This argument cannot be NULL (SQLSTATE 42815).

Usage notes

- As an autonomous procedure, WLM_DROP_MEMBER_SUBSET executes in its own transaction scope.
- When WLM_DROP_MEMBER_SUBSET successfully completes, it will commit the work performed within the procedure, but if it is unsuccessful, the procedure rolls back any work performed.

Example

Drop the member subset MY_SUBSET.

```
CALL SYSPROC.WLM_DROP_MEMBER_SUBSET( 'MY_SUBSET' )
```

WLM_GET_CONN_ENV - get settings for activity data collection for a connection

The WLM_GET_CONN_ENV table function returns for a particular connection the values of settings that control collection of activity data and section actuals.

You can use this table function to check the current values of the settings applied by the WLM_SET_CONN_ENV stored procedure.

Authorization

One of the following authorities is required to execute the routine:

- EXECUTE privilege on the routine
- DATAACCESS authority
- DBADM authority
- SQLADM authority

- WLMADM authority

Default PUBLIC privilege

None

Syntax

► WLM_GET_CONN_ENV (— *application_handle* —) ◄

Parameters

application_handle

An input argument of type BIGINT that specifies the application handle for the connection for which information is to be returned. You can use a value of NULL to indicate the connection on which the procedure was invoked.

Information returned

<i>Table 211. Information returned for WLM_GET_CONN_ENV</i>		
Column name	Data type	Description
APPLICATION_HANDLE	BIGINT	application_handle - Application handle
DETAILS	BLOB(8M)	XML document that contains connection environment details. See Table 212 on page 1093 for a description of the elements in this document.

Detailed settings returned

<i>Table 212. Detailed metrics returned for WLM_GET_CONN_ENV</i>		
Element name	Data type	Description or corresponding monitor element
collectactdata	xs:string(255)	Specifies what kind of activity data is being collected, if any. Possible values are: <ul style="list-style-type: none"> • NONE • WITHOUT DETAILS • WITH DETAILS • WITH DETAILS, SECTION • WITH DETAILS, SECTION AND VALUES • WITH DETAILS AND VALUES See information about the WLM_SET_CONN_ENV procedure for details about these options.
collectactpartition	xs:string(255)	Specifies where activity data is being collected. Possible values are: <ul style="list-style-type: none"> • COORDINATOR • ALL See information about the WLM_SET_CONN_ENV procedure for details about these options.

Table 212. Detailed metrics returned for WLM_GET_CONN_ENV (continued)

Element name	Data type	Description or corresponding monitor element
collectsectionactuals	xs:string(255)	Specifies whether section actuals are being collected. Possible values include: <ul style="list-style-type: none"> • NONE • BASE See information about the WLM_SET_CONN_ENV procedure for details about these options.

Usage notes

The WLM_GET_CONN_ENV table function provides maximum flexibility for formatting output because it returns WLM environment information for a connection as an XML document. The output can be parsed directly by an XML parser, or it can be converted to relational format by the XMLTABLE function.

The schema for the XML document that is returned in the DETAILS column is available in the file `sqllib/misc/DB2MonRoutines.xsd`. Further details can be found in the file `sqllib/misc/DB2MonCommon.xsd`.

Example

The following query checks whether activities are being collected for the current connection.

```
SELECT application_handle,
       xmlparse(document details preserve whitespace)
FROM TABLE (
    WLM_GET_CONN_ENV(
        cast(NULL as bigint))
    ) connenv
```

The following is an example of output from this query.

```
APPLICATION_HANDLE  DETAILS
-----
7 <wlm_conn_env
  xmlns=http://www.ibm.com/xmlns/prod/db2/mon
  release="9070100">
  <collectactdata>NONE</collectactdata>
  <collectactpartition>COORDINATOR</collectactpartition>
  <collectsectionactuals>NONE</collectsectionactuals>
  </wlm_conn_env>
```

WLM_GET_QUEUE_STATS table function - Return threshold queue statistics

The WLM_GET_QUEUE_STATS function returns basic statistics for one or more threshold queues on all active members. This function returns one row of statistics for each threshold queue.

The functionality of WLM_GET_QUEUE_STATS is identical to the functionality of MON_GET_QUEUE_STATS. Although the functionality for these two routines is the same, the authorization is not necessarily the same. See [MON_GET_QUEUE_STATS](#) for syntax, parameters, information returned, usage notes, and examples.

Authorization

One of the following authorities is required to execute the routine:

- EXECUTE privilege on the routine
- DATAACCESS authority
- DBADM authority
- SQLADM authority

- WLMADM authority

Default PUBLIC privilege

None

WLM_GET_SERVICE_CLASS_AGENTS table function - list agents running in a service class

The WLM_GET_SERVICE_CLASS_AGENTS function returns the list of agents, fenced mode processes (db2fmp processes), and system entities on a specified member that are running in a specified service class or on behalf of a specified application.

The system entities that WLM_GET_SERVICE_CLASS_AGENTS returns are non-agent threads and processes, such as page cleaners and prefetchers.

The functionality of WLM_GET_SERVICE_CLASS_AGENTS is identical to the functionality of MON_GET_AGENT. Although the functionality for these two routines is the same, the authorization is not necessarily the same. See [MON_GET_AGENT](#) for syntax, parameters, information returned, usage notes, and examples.

Authorization

One of the following authorities is required to execute the routine:

- EXECUTE privilege on the routine
- DATAACCESS authority
- DBADM authority
- SQLADM authority
- WLMADM authority

Default PUBLIC privilege

None

WLM_GET_SERVICE_CLASS_WORKLOAD_OCCURRENCES - list workload occurrences

The WLM_GET_SERVICE_CLASS_WORKLOAD_OCCURRENCES function returns the list of all workload occurrences running in a specified service class on a particular member. A workload occurrence is a specific database connection whose attributes match the definition of a workload and hence is associated with or assigned to the workload.

Refer to [Table 213 on page 1097](#) for a complete list of information that can be returned.

Syntax

```

▶▶ WLM_GET_SERVICE_CLASS_WORKLOAD_OCCURRENCES ( — service_superclass_name →
      ▶ — , — service_subclass_name — , — member — ) ▶▶

```

The schema is SYSPROC.

Table function parameters

service_superclass_name

An input argument of type VARCHAR(128) that specifies the name of a service superclass in the currently connected database. If the argument is null or an empty string, the data is retrieved for all the superclasses in the database that match the values of the other parameters.

service_subclass_name

Target service subclass for the workload occurrence. Any work submitted by this workload occurrence will run in this service subclass under the target service superclass with the exception of activities that are mapped, or remapped, to a different subclass.

member

An input argument of type INTEGER that specifies the number of a member in the same instance as the currently connected database. Specify -1 for the current database member, or -2 for all active database members. If the null value is specified, -1 is set implicitly.

Authorization

One of the following authorities is required to execute the routine:

- EXECUTE privilege on the routine
- DATAACCESS authority
- DBADM authority
- SQLADM authority
- WLMADM authority

Default PUBLIC privilege

None

Example

If an administrator wants to see what workload occurrences are running on the system as a whole, the administrator can call the `WLM_GET_SERVICE_CLASS_WORKLOAD_OCCURRENCES` function by specifying a null value or an empty string for `service_superclass_name` and `service_subclass_name` and -2 for `member`:

```
SELECT SUBSTR(SERVICE_SUPERCLASS_NAME,1,19) AS SUPERCLASS_NAME,
       SUBSTR(SERVICE_SUBCLASS_NAME,1,18) AS SUBCLASS_NAME,
       SUBSTR(CHAR(MEMBER),1,4) AS MEMB,
       SUBSTR(CHAR(COORD_MEMBER),1,4) AS COORDMEMB,
       SUBSTR(CHAR(APPLICATION_HANDLE),1,7) AS APPHNDL,
       SUBSTR(WORKLOAD_NAME,1,22) AS WORKLOAD_NAME,
       SUBSTR(CHAR(WORKLOAD_OCCURRENCE_ID),1,6) AS WLO_ID
FROM TABLE(WLM_GET_SERVICE_CLASS_WORKLOAD_OCCURRENCES
            (CAST(NULL AS VARCHAR(128)), CAST(NULL AS VARCHAR(128)), -2))
AS SCINFO
ORDER BY SUPERCLASS_NAME, SUBCLASS_NAME, MEMB, APPHNDL,
         WORKLOAD_NAME, WLO_ID
```

If the system has four database members and is currently running two workloads, the previous query produces results such as the following ones:

SUPERCLASS_NAME	SUBCLASS_NAME	MEMB	COORDMEMB	...
SYSDEFAULTMAINTENAN	SYSDEFAULTSUBCLASS	0	0	...
SYSDEFAULTSYSTEMCLA	SYSDEFAULTSUBCLASS	0	0	...
SYSDEFAULTUSERCLASS	SYSDEFAULTSUBCLASS	0	0	...
SYSDEFAULTUSERCLASS	SYSDEFAULTSUBCLASS	0	0	...
SYSDEFAULTUSERCLASS	SYSDEFAULTSUBCLASS	1	0	...
SYSDEFAULTUSERCLASS	SYSDEFAULTSUBCLASS	1	0	...
SYSDEFAULTUSERCLASS	SYSDEFAULTSUBCLASS	2	0	...
SYSDEFAULTUSERCLASS	SYSDEFAULTSUBCLASS	2	0	...
SYSDEFAULTUSERCLASS	SYSDEFAULTSUBCLASS	3	0	...
SYSDEFAULTUSERCLASS	SYSDEFAULTSUBCLASS	3	0	...

...	APPHNDL	WORKLOAD_NAME	WLO_ID
...	-	-	-
...	-	-	-
...	1	SYSDEFAULTUSERWORKLOAD	1
...	2	SYSDEFAULTUSERWORKLOAD	2

```

... 1      SYSDEFAULTUSERWORKLOAD 1
... 2      SYSDEFAULTUSERWORKLOAD 2
... 1      SYSDEFAULTUSERWORKLOAD 1
... 2      SYSDEFAULTUSERWORKLOAD 2
... 1      SYSDEFAULTUSERWORKLOAD 1
... 2      SYSDEFAULTUSERWORKLOAD 2

```

Usage note

The parameters are, in effect, ANDed together. That is, if you specify conflicting input parameters, such as a service superclass SUP_A and a subclass SUB_B such that SUB_B is not a subclass of SUP_A, no rows are returned.

Note: Statistics reported for the workload occurrence (for example, coord_act_completed_total) are reset at the beginning of each unit of work when they are combined with the corresponding workload statistics.

Information returned

<i>Table 213. Information returned for WLM_GET_SERVICE_CLASS_WORKLOAD_OCCURRENCES</i>		
Column name	Data type	Description
SERVICE_SUPERCLASS_NAME	VARCHAR(128)	service_superclass_name - Service superclass name monitor element
SERVICE_SUBCLASS_NAME	VARCHAR(128)	service_subclass_name - Service subclass name monitor element
DBPARTITIONNUM	SMALLINT	dbpartitionnum - Database partition number monitor element
COORD_PARTITION_NUM	SMALLINT	coord_partition_num - Coordinator partition number monitor element
APPLICATION_HANDLE	BIGINT	application_handle - Application handle monitor element
WORKLOAD_NAME	VARCHAR(128)	workload_name - Workload name monitor element
WORKLOAD_OCCURRENCE_ID	INTEGER	workload_occurrence_id - Workload occurrence identifier monitor element
UOW_ID	INTEGER	uow_id - Unit of work ID monitor element
WORKLOAD_OCCURRENCE_STATE	VARCHAR(32)	workload_occurrence_state - Workload occurrence state monitor element
SYSTEM_AUTH_ID	VARCHAR(128)	system_auth_id - System authorization identifier monitor element
SESSION_AUTH_ID	VARCHAR(128)	session_auth_id - Session authorization ID monitor element
APPLICATION_NAME	VARCHAR(128)	appl_name - Application name monitor element
CLIENT_WRKSTNNAME	VARCHAR(255)	client_wrkstnname - Client workstation name monitor element
CLIENT_ACCTNG	VARCHAR(255)	client_acctng - Client accounting string monitor element
CLIENT_USER	VARCHAR(255)	Current value of the CLIENT_USERID special register for this workload occurrence.

Table 213. Information returned for WLM_GET_SERVICE_CLASS_WORKLOAD_OCCURRENCES (continued)

Column name	Data type	Description
CLIENT_APPLNAME	VARCHAR(255)	client_applname - Client application name monitor element
COORD_ACT_COMPLETED_TOTAL	INTEGER	coord_act_completed_total - Coordinator activities completed total monitor element
COORD_ACT_ABORTED_TOTAL	INTEGER	coord_act_aborted_total - Coordinator activities aborted total monitor element
COORD_ACT_REJECTED_TOTAL	INTEGER	coord_act_rejected_total - Coordinator activities rejected total monitor element
CONCURRENT_ACT_TOP	INTEGER	concurrent_act_top - Concurrent activity top monitor element
ADDRESS	VARCHAR(255)	address - IP address from which the connection was initiated
APPL_ID	VARCHAR(128)	appl_id - Application ID
MEMBER	SMALLINT	member - Database member monitor element
COORD_MEMBER	SMALLINT	coord_member - Coordinator member monitor element

WLM_GET_SERVICE_SUBCLASS_STATS table function - Return statistics of service subclasses

The WLM_GET_SERVICE_SUBCLASS_STATS function returns basic statistics for one or more service subclasses.

The functionality of WLM_GET_SERVICE_SUBCLASS_STATS is identical to the functionality of MON_GET_SERVICE_SUBCLASS_STATS. Although the functionality for these two routines is the same, the authorization is not necessarily the same. See [MON_GET_SERVICE_SUBCLASS_STATS](#) for syntax, parameters, information returned, usage notes, and examples.

Authorization

One of the following authorities is required to execute the routine:

- EXECUTE privilege on the routine
- DATAACCESS authority
- DBADM authority
- SQLADM authority
- WLMADM authority

Default PUBLIC privilege

None

WLM_GET_SERVICE_SUPERCLASS_STATS - Return statistics of service superclasses

The WLM_GET_SERVICE_SUPERCLASS_STATS function returns basic statistics for one or more service superclasses.

The functionality of WLM_GET_SERVICE_SUPERCLASS_STATS is identical to the functionality of MON_GET_SERVICE_SUPERCLASS_STATS. Although the functionality for these two routines is the same, the authorization is not necessarily the same. See [MON_GET_SERVICE_SUPERCLASS_STATS](#) for syntax, parameters, information returned, usage notes, and examples.

Authorization

One of the following authorities is required to execute the routine:

- EXECUTE privilege on the routine
- DATAACCESS authority
- DBADM authority
- SQLADM authority
- WLMADM authority

Default PUBLIC privilege

None

WLM_GET_WORK_ACTION_SET_STATS - Return work action set statistics

The WLM_GET_WORK_ACTION_SET_STATS function returns the statistics for a work action set.

The functionality of WLM_GET_WORK_ACTION_SET_STATS is identical to the functionality of MON_GET_WORK_ACTION_SET_STATS. Although the functionality for these two routines is the same, the authorization is not necessarily the same. See [MON_GET_WORK_ACTION_SET_STATS](#) for syntax, parameters, information returned, usage notes, and examples.

Authorization

One of the following authorities is required to execute the routine:

- EXECUTE privilege on the routine
- DATAACCESS authority
- DBADM authority
- SQLADM authority
- WLMADM authority

Default PUBLIC privilege

None

WLM_GET_WORKLOAD_OCCURRENCE_ACTIVITIES - Return a list of activities

The WLM_GET_WORKLOAD_OCCURRENCE_ACTIVITIES function returns the list of all activities that were submitted by the specified application on the specified member and have not yet been completed.

The functionality of WLM_GET_WORKLOAD_OCCURRENCE_ACTIVITIES is identical to the functionality of MON_GET_ACTIVITY. Although the functionality for these two routines is the same, the authorization is not necessarily the same. See [MON_GET_ACTIVITY](#) for syntax, parameters, information returned, usage notes, and examples.

Authorization

One of the following authorities is required to execute the routine:

- EXECUTE privilege on the routine
- DATAACCESS authority
- DBADM authority
- SQLADM authority
- WLMADM authority

Default PUBLIC privilege

None

WLM_GET_WORKLOAD_STATS table function - Return workload statistics

The WLM_GET_WORKLOAD_STATS function returns one row of workload statistics for every combination of workload name and database member number.

The functionality of WLM_GET_WORKLOAD_STATS is identical to the functionality of MON_GET_WORKLOAD_STATS. Although the functionality for these two routines is the same, the authorization is not necessarily the same. See [MON_GET_WORKLOAD_STATS](#) for syntax, parameters, information returned, usage notes, and examples.

Authorization

One of the following authorities is required to execute the routine:

- EXECUTE privilege on the routine
- DATAACCESS authority
- DBADM authority
- SQLADM authority
- WLMADM authority

Default PUBLIC privilege

None

WLM_SET_CLIENT_INFO procedure - Set client information

The WLM_SET_CLIENT_INFO procedure sets client information associated with the current connection at the database server.

By using this procedure, you can set the client's user ID, application name, workstation name, accounting information, or workload information at the database server. Calling this procedure changes the stored values of the relevant transaction processor (TP) monitor client information fields and special register settings for this connection.

The client information fields are used at the database server for determining the identity of the application or user currently using the connection. The client information fields for a connection are considered during database workload evaluation and also displayed in any database audit records or application snapshots generated for this connection.

Unlike the `sqlseti` API, this procedure does not set client information at the client but instead sets the corresponding client attributes on the database server. Therefore, you cannot use the `sqlqry` API to query the client information that is set at the database server using this procedure. If an application uses the `sqlseti` API to change the client information, the new values will change the setting at the database server. If the `sqlseti` API is used to change either the user ID or the application name

without changing the accounting information, the accounting information at the database server will also be reset to the value of the accounting information at the client.

The data values provided with the procedure are converted to the appropriate database code page before being stored in the related TP monitor fields or special registers. Any data value which exceeds the maximum supported size after conversion to the database code page is truncated before being stored at the server. The truncated values are returned by both the TP monitor fields and the special registers when those stored values are queried.

The WLM_SET_CLIENT_INFO procedure is not under transaction control, and client information changes made by the procedure are independent of committing or rolling back units of work. However, because workload reevaluation occurs at the beginning of the next unit of work for each application, you must issue either a COMMIT or a ROLLBACK statement to make client information changes effective.

Syntax

```
► WLM_SET_CLIENT_INFO ( ( — client_userid — , — client_wrkstnname — , —  
    ► client_applname — , — client_acctstr — , — client_workload — ) ►
```

The schema is SYSPROC.

Procedure parameters

client_userid

An input argument of type VARCHAR(255) that specifies the user ID for the client. If you specify NULL, the value remains unchanged. If you specify an empty string, which is the default value, the user ID for the client is reset to the default value, which is blank.

client_wrkstnname

An input argument of type VARCHAR(255) that specifies the workstation name for the client. If you specify NULL, the value remains unchanged. If you specify an empty string, which is the default value, the workstation name for the client is reset to the default value, which is blank.

client_applname

An input argument of type VARCHAR(255) that specifies the application name for the client. If you specify NULL, the value remains unchanged. If you specify an empty string, which is the default value, the application name for the client is reset to the default value, which is blank.

client_acctstr

An input argument of type VARCHAR(255) that specifies the accounting string for the client. If you specify NULL, the value remains unchanged. If you specify an empty string, which is the default value, the accounting string for the client is reset to the default value, which is blank.

client_workload

An input argument of type VARCHAR(255) that specifies the workload assignment mode for the client. If you specify NULL, the value remains unchanged. The values are as follows:

SYSDEFAULTADMWORKLOAD

Specifies that the database connection will be assigned to SYSDEFAULTADMWORKLOAD, enabling users with ACCESSCTRL, DATAACCESS, DBADM, SECADM, or WLMADM authority to bypass the normal workload evaluation.

AUTOMATIC

Specifies that the database connection will be assigned to a workload chosen by the workload evaluation that is performed automatically by the server.

Note: The *client_workload* argument is case sensitive.

Authorization

One of the following authorities is required to execute the routine:

- EXECUTE privilege on the routine

- DATAACCESS authority
- DBADM authority
- SQLADM authority
- WLMADM authority

Default PUBLIC privilege

None

Examples

The following procedure call sets the user ID, workstation name, application name, accounting string, and workload assignment mode for the client:

```
CALL SYSPROC.WLM_SET_CLIENT_INFO('db2user', 'machine.torolab.ibm.com',
    'auditor', 'Accounting department', 'AUTOMATIC')
```

The following procedure call sets the user ID to db2user2 for the client without setting the other client attributes:

```
CALL SYSPROC.WLM_SET_CLIENT_INFO('db2user2', NULL, NULL, NULL, NULL)
```

The following procedure call resets the user ID for the client to blank without modifying the values of the other client attributes:

```
CALL SYSPROC.WLM_SET_CLIENT_INFO('', NULL, NULL, NULL, NULL)
```

Usage notes

If the input that you specify for any procedure parameter exceeds its specified field length, the input field is truncated and the procedure runs using the truncated inputs.

Input fields containing single quotations are not supported and result in an error.

WLM_SET_CONN_ENV - enable collection of activity data and measurement of section actuals

The WLM_SET_CONN_ENV procedure enables for a particular connection the collection of activity data and measurement of section actuals (runtime statistics measured during section execution).

Once applied, the settings made by the WLM_SET_CONN_ENV procedure continue to apply until explicitly overwritten by another call to the WLM_SET_CONN_ENV procedure, or until the connection is closed. After the connection is closed, any new connection that reuses the same application handle does not inherit the settings of the previous connection to use that application handle.

➤ WLM_SET_CONN_ENV — (— *application_handle* — , — *settings* —) ➤

The schema is SYSPROC.

Authorization

One of the following authorities is required to execute the routine:

- EXECUTE privilege on the routine
- DATAACCESS authority
- DBADM authority
- SQLADM authority
- WLMADM authority

Default PUBLIC privilege

None

Parameters

application_handle

An input argument of type BIGINT that specifies the application handle whose connection environment is to be modified. The application handle specified must refer to an existing application (otherwise, SQLSTATE 5U002 is returned). You can use a value of NULL to indicate that the connection whose environment is to be changed is the connection on which the procedure was invoked.

settings

An input argument of type CLOB(8K) that enables you to specify one or more monitor settings. Settings are specified as name value pairs using the format:

```
<setting name tag>value</setting name tag>
```

Each setting can be specified a maximum of one time. Setting names are case sensitive. A change to a setting takes effect on the next statement executed; it has no effect on statements already in progress.

The available setting name tags are as follows.

- '<collectactdata>value</collectactdata>'

Specifies what activity data should be collected by the activity event monitor. The possible values are (variations in spaces between words are supported):

Value	Description
NONE	Activity data should not be collected
WITHOUT DETAILS	Data about each activity is sent to any active activities event monitor when the activity completes execution. Details about statement, compilation environment, and section environment data are not sent.
WITH DETAILS	Statement and compilation environment data is sent to any active activities event monitor, for those activities that have them. Section environment data is not sent.
WITH DETAILS, SECTION	Statement, compilation environment, section environment data, and section actuals are sent to any active activities event monitor, for those activities that have them. For section actuals to be collected, either <i>collectsectionactuals</i> must be set to BASE or the section_actuals database configuration parameter must be set to BASE. Section actuals are collected on any partition where the activity data is collected.

Value	Description
WITH DETAILS, SECTION AND VALUES	Statement, compilation environment, section environment data, section actuals, and input data values are sent to any active activities event monitor, for those activities that have them. For section actuals to be collected, either <i>collectsectionactuals</i> must be set to BASE or the section_actuals database configuration parameter must be set to BASE. Section actuals are collected on any partition where the activity data is collected.
WITH DETAILS AND VALUES	Statement, compilation environment, and input data values are sent to any active activities event monitor, for those activities that have them. Section environment data is not sent.

- '<collectactpartition>COORDINATOR</collectactpartition>' or '<collectactpartition>ALL</collectactpartition>'

Specifies where activity data is collected, either just at the coordinator partition or at all partitions. If *collectactpartition* is not specified, the connection maintains its previous value for *collectactpartition* which by default is COORDINATOR.

- '<collectsectionactuals>NONE</collectsectionactuals>' or '<collectsectionactuals>BASE</collectsectionactuals>'

Section actuals are collected if *collectsectionactuals* is set to BASE.

Example

The following examples both enable activity collection, without details, on the coordinator partition for the current connection:

```
CALL WLM_SET_CONN_ENV(NULL, '<collectactdata>WITHOUT DETAILS</collectactdata>')
```

```
CALL WLM_SET_CONN_ENV(NULL, '<collectactdata>WITHOUT
DETAILS</collectactdata><collectactpartition>COORDINATOR
</collectactpartition>')
```

The next example enables collection of activity data with section environment data and section actuals , but no data values, on all partitions for the current connection:

```
CALL WLM_SET_CONN_ENV(NULL, '<collectactdata>WITH DETAILS, SECTION
</collectactdata><collectactpartition>ALL</collectactpartition>')
```

The following example disables collection of activity data for the current connection.

```
CALL WLM_SET_CONN_ENV(NULL, '<collectactdata>NONE</collectactdata>')
```

Usage notes

The *collectactdata* setting only controls activity data collection at the connection level . An activity might have multiple activity data collection controls applied to it, for example, the connection might be mapped to a service class where the COLLECT ACTIVITY DATA clause has been applied. In a situation where multiple activity data collection controls are applied, the effective setting is the combination of all the settings. For example:

1. The connection level control is activity data without details.

2. The workload control is none.
3. The service class control is activity data with details and values.
4. When the activity completes execution, detailed information about the activity plus data values is sent to any active event monitors.

If a setting is not specified in the input of the WLM_SET_CONN_ENV procedure, it is not altered in the connection environment.

The effective setting for the collection of section actuals is the combination of the *collectsectionactuals* setting and the **section_actuals** database configuration parameter. For example, if *collectsectionactuals* is set to BASE and the **section_actuals** database configuration parameter value is NONE, the effective setting for the collection of section actuals is BASE (and vice versa).

Automatic client rerouting cannot be performed for a connection when activity data and section actuals are being collected (when *collectactdata* is set to any value other than NONE).

WLM_SET_SESSION_PRIORITY procedure - Set the priority of a given session

The WLM_SET_SESSION_PRIORITY stored procedure is used to permanently set the priority of a given session to the indicated session priority level.

Authorization

One of the following authorities is required to execute the routine:

- DBADM authority
- WLMADM authority

Default PUBLIC privilege

None

Syntax

```
➤ WLM_SET_SESSION_PRIORITY ( — application_handle — , — priority — ) ➤
```

Parameters

application_handle

An input argument of type BIGINT that specifies the application handle for the connection for which the session priority is to be set. You can use a value of NULL to indicate the connection on which the procedure was invoked.

priority

An input argument of type VARCHAR(32) that specifies the session priority level. Valid levels are 'LOW', 'MEDIUM', 'HIGH', 'CRITICAL' or you can set the session back to its default setting by specifying 'DEFAULT'.

Example

An application submits a mix of regular and high priority queries. When the high priority queries are submitted it is desirable to minimize the chance of those queries being queued behind other lower priority work. Before the high priority queries are submitted, the application issues the following stored procedure call so that the activities will be run as high priority.

```
CALL WLM_SET_SESSION_PRIORITY( MON_GET_APPLICATION_HANDLE(), 'HIGH' )
```

After the high priority queries have completed execution, the application calls the stored procedure again to lower the priority of the remaining work submitted back to the default level.

```
CALL WLM_SET_SESSION_PRIORITY( MON_GET_APPLICATION_HANDLE(), 'DEFAULT' )
```

This example assumes that the application has sufficient authority to invoke the WLM_SET_SESSION_PRIORITY stored procedure.

Usage notes

Use the WLM_SET_SESSION_PRIORITY stored procedure to raise or lower the priority of work submitted by a connection. Higher priority work will receive a greater share of admission resources by the adaptive workload manager. Priority changes made by the stored procedure take effect immediately and will elevate or reduce the priority of any existing queued activities for the connection.

Any session priority value set by the WLM_SET_SESSION_PRIORITY stored procedure has a higher precedence than a priority set on WORKLOAD object. For example, if an application is mapped to a workload with a LOW priority, and the stored procedure is called with a priority value of HIGH, any current and future activities submitted by the connection will run with a HIGH priority.

Related information

[Session priority](#)

Chapter 10. Miscellaneous routines and views

This grouping of routines and views can be used to accomplish various, category-independent tasks.

ALTOBJ

The ALTOBJ procedure parses an input CREATE TABLE statement that serves as the target data definition language (DDL) for an existing table that is to be altered.

The procedure backs up the data of the table being altered, then drops the original table and creates a new version using the DDL statement; the final step loads the stored data back into the new table.

This procedure supports the following alter table operations and maintains recoverable dependencies:

- Renaming a column
- Increasing or decreasing the size of a column
- Altering a column type and transforming existing data using scalar functions
- Changing the precision or the scale of decimal values
- Changing the default value of a column
- Changing the nullability attribute of a column to nullable
- Dropping a column

Syntax

►► ALTOBJ (— *exec-mode* — , — *sql-stmt* — , — *alter-id* — , — *msg* —) ►►

The schema is SYSPROC.

Procedure parameters

exec-mode

An input argument of type VARCHAR(30) that specifies one of the following execution modes:

'GENERATE'

Specifies that all the scripts required by the VALIDATE, APPLY, and UNDO modes are to be generated.

'VALIDATE'

Specifies that the statement syntax is to be validated. This option also generates a script to manage the processing of related objects and relationships for the table that is to be altered.

'APPLY_CONTINUE_ON_ERROR' or 'APPLY_STOP_ON_ERROR'

Specifies that a script to manage the processing of related objects and relationships for the table that is to be altered is to be generated. Data from the original table is to be exported, transformed, and used to populate the new table.

'UNDO'

Specifies that any changes made by the alter table operation are to be undone, in case a rollback operation cannot recover errors that might have occurred. This mode is only possible if the original table and any generated scripts have not been deleted. In this mode, the *alter-id* parameter must be specified as generated in a previous ALTOBJ operation and cannot have a value of -1, otherwise SQL0443N is returned.

'FINISH'

Specifies that the renamed original table is to be dropped.

sql-stmt

An input argument of type VARCHAR(2048) that specifies a CREATE TABLE statement that will be used as a template for altering an existing table. When *exec-mode* is 'GENERATE', *sql-stmt* must not be the null value. Otherwise, *sql-stmt* can be the null value, but only if *alter-id* is not -1.

alter-id

An input and output argument of type INTEGER that identifies all of the statements that are generated by this call. If -1 is specified, a new identifier will be generated and returned to the caller. Any existing statements identified by the specified integer are overwritten.

msg

An output argument of type VARCHAR(2048) containing an SQL query that you can execute to display all of the SQL statements generated for or used by the alter table process under the specified execution mode.

Authorization

DBADM authority and authorization to execute the LOAD command are required to execute this function.

Default PUBLIC privilege

In a non-restrictive database, EXECUTE privilege is granted to PUBLIC when the procedure is automatically created.

Examples

Example 1: Run the ALTOBJ procedure to alter column CL2 in table T1 from type INTEGER to BIGINT. The original data definition language for table T1 is:

```
CREATE TABLE T1 (CL1 VARCHAR(5), CL2 INTEGER)
```

The ALTOBJ procedure call to alter the column data type is:

```
CALL SYSPROC.ALTOBJ('APPLY_CONTINUE_ON_ERROR',  
'CREATE TABLE T1 (CL1 VARCHAR(5), CL2 BIGINT)', -1, ?)
```

Note: If you see the following error, try to increase the **app1heapsz** parameter value:

SQL0443N Routine "SYSPROC.ALTOBJ" (specific name "ALTOBJ") has returned an error SQLSTATE with diagnostic text "SQL0954 ". SQLSTATE=38553

Example 2: Run the ALTOBJ procedure in VALIDATE mode with *alter-id* input.

```
CALL SYSPROC.ALTOBJ('VALIDATE', CAST (NULL AS VARCHAR(2048)), 123, ?)
```

Usage notes

Although the procedure drops and re-creates the table, the user who created the original table will remain as the table definer. However, an audit will show that the table has been dropped and re-created by the user running the procedure.

This procedure does not support the following alter table operations:

- Altering materialized query tables (MQTs) is not supported. Altering a table which contains an MQT is supported.
- Altering typed tables is not supported.
- Altering a remote table using a nickname is not supported.
- Column sequence cannot be reordered.
- Adding and removing, or renaming and removing columns in one call to the procedure is not supported, but adding and renaming columns is supported. This is because the only way to indicate how the table is to be altered is by the use of the target DDL, rather than column matching information. The following

rules are followed by the ALTOBJ procedure when transforming data from the existing table to the altered table:

1. If the number of columns in the existing table is the same as the altered table, it is assumed that no columns are being added or removed. The columns in this case can only be renamed, and are matched by column index.
 2. If the number of columns in the existing table is less than in the altered table, it is assumed that columns are being added. The columns can be renamed, and the new columns are added at the end. The existing columns are matched by index.
 3. If the number of columns in the existing table is greater than in the altered table, it is assumed that columns are being removed. The columns cannot be renamed and matched by name. The column that is being dropped can be any existing column in the table.
- Structured type UDTs and Reference type UDTs are not supported.
 - MQTs defined on a base table which is altered are not populated during the alter table process.

If a table is altered using the ALTOBJ procedure, and the table has an MQT defined, the MQT will be created, but it will not be populated with data.

If a table is altered using the ALTOBJ procedure, and the table has an MQT defined, any columns that are not part of the select result from the table being altered are lost because the MQT content is rebuilt from the new base table.

The definition of the objects might change between ALTOBJ procedure calls because there are no object locks that persist through different sessions.

The table profiles (such as **RUNSTATS** profile) that are associated with the table are lost after going through this extensive alter process.

The SYSTOOLSPACE is used for the routine's operation tables to store metadata; that is, data used to describe database objects and their operation.

If the table has row or column access control activated, ALTOBJ on that table will result in an error (DBA7903).

COMPILATION_ENV table function - Retrieve compilation environment elements

The COMPILATION_ENV table function returns the elements of a compilation environment.

Syntax

►► COMPILATION_ENV — (— *compilation-env* —) ►◄

The schema is SYSPROC.

Table function parameter

compilation-env

An input argument of type BLOB(2M) that contains a compilation environment obtained from the **comp_env_desc** (compilation environment) monitor element.

Authorization

One of the following authorities is required to execute the function:

- EXECUTE privilege on the function
- DATAACCESS authority
- DBADM authority
- SQLADM authority


```

REFRESH_AGE                +0000000000000000.000000
RESOLUTION_TIMESTAMP       2009-09-14-15.14.05.000000
FEDERATED_ASYNCHRONY      0
PATH                       "SYSIBM", "SYSFUN", "SYSPROC", "SYSIBMADM", "SWALKTY"
MAINTAINED_TABLE_TYPE     SYSTEM

  9 record(s) selected.

```

Information returned

Table 214. Information returned by the COMPILATION_ENV table function

Column name	Data type	Description
NAME	VARCHAR(256)	Element of compilation environment. See Table 215 on page 1111 for more details.
VALUE	VARCHAR(1024)	Value of the element.

Table 215. Elements of a compilation environment returned by the COMPILATION_ENV table function

Element name	Description
ISOLATION	The isolation level passed to the SQL compiler. The value is obtained from either the CURRENT ISOLATION special register or the ISOLATION bind option of the current package.
QUERY_OPTIMIZATION	The query optimization level passed to the SQL compiler. The value is obtained from either the CURRENT QUERY OPTIMIZATION special register or the QUERYOPT bind option of the current package.
DEGREE	The requested degree of intra-parallelism passed to the SQL compiler. The value is obtained from either the CURRENT DEGREE special register or the DEGREE bind option of the current package.
SQLRULES	The requested SQL statement behaviors passed to the SQL compiler. The value is derived from the setting of the LANGLVL bind option of the current package. The possible values are 'DB2' or 'SQL92'.
REFRESH_AGE	The allowable data latency passed to the SQL compiler. The value is obtained from either the CURRENT REFRESH AGE special register or the REFRESHAGE bind option of the current package.
SCHEMA	The default schema passed to the SQL compiler. The value is obtained from either the CURRENT SCHEMA special register or the QUALIFIER bind option of the current package.
PATH	The function path passed to the SQL compiler. The value is obtained from either the CURRENT PATH special register or the FUNC_PATH bind option of the current package.
TRANSFORM_GROUP	The transform group information passed to the SQL compiler. The value is obtained from either the CURRENT DEFAULT TRANSFORM GROUP special register or the TRANSFORMGROUP package bind option.
MAINTAINED_TABLE_TYPE	An indicator of what table types can be considered for optimization, passed to the SQL compiler. The value is obtained from the CURRENT MAINTAINED TABLE TYPES FOR OPTIMIZATION special register.

Table 215. Elements of a compilation environment returned by the COMPILATION_ENV table function (continued)

Element name	Description
RESOLUTION_TIMESTAMP	The timestamp that is to be used by the SQL compiler for resolving items such as function and data type references in an SQL statement. This timestamp is either the current timestamp or the timestamp of the last explicit bind operation for the current package.
FEDERATED_ASYNCRONY	The requested degree of federated asynchrony parallelism passed to the SQL compiler. The value is obtained from either the CURRENT FEDERATED ASYNCHRONY special register or the FEDERATED_ASYNCRONY bind option of the current package.

CONTACTGROUPS administrative view - Retrieve the list of contact groups

The CONTACTGROUPS administrative view returns the list of contact groups, which can be defined locally on the system or in a global list. The setting of the Database Administration Server (DAS) **contact_host** configuration parameter determines whether the list is local or global.

The schema is SYSIBMADM.

Authorization

One of the following authorizations is required:

- SELECT privilege on the CONTACTGROUPS administrative view
- CONTROL privilege on the CONTACTGROUPS administrative view
- DATAACCESS authority
- DBADM authority
- SQLADM authority
- ACCESSCTRL authority
- SECADM authority

Default PUBLIC privilege

In a non-restrictive database, SELECT privilege is granted to PUBLIC when the view is automatically created.

Example

Retrieve all contact group lists.

```
SELECT * FROM SYSIBMADM.CONTACTGROUPS
```

The following is an example of output for this query.

NAME	DESCRIPTION	MEMBERNAME	MEMBERTYPE
group1	DBA Group1 Contact List	name1	CONTACT
group1	DBA Group1 Contact List	name9	CONTACT
group2	DBA Group2 List	name2	CONTACT
group3		group2	GROUP
group5	DBA Group5	group2	GROUP
group6	DBA Group6	group3	GROUP
group7		name1	CONTACT

7 record(s) selected.

Usage note

The DAS must have been created and be running.

Information returned

Table 216. Information returned by the CONTACTGROUPS administrative view

Column name	Data type	Description
NAME	VARCHAR(128)	Name of the contact group.
DESCRIPTION	VARCHAR(128)	Description of the contact group.
MEMBERNAME	VARCHAR(128)	Name of the member in the contact group. This name can refer to a contact or another contact group.
MEMBERTYPE	VARCHAR(7)	Type of member in the contact group. The type is either CONTACT or GROUP.

CONTACTS administrative view - Retrieve list of contacts

The CONTACTS administrative view returns the list of contacts defined on the database server. The setting of the Database Administration Server (DAS) **contact_host** configuration parameter determines whether the list is local or global.

The schema is SYSIBMADM.

Authorization

One of the following authorizations is required:

- SELECT privilege on the CONTACTS administrative view
- CONTROL privilege on the CONTACTS administrative view
- DATAACCESS authority
- DBADM authority
- SQLADM authority
- ACCESSCTRL authority
- SECADM authority

Default PUBLIC privilege

In a non-restrictive database, SELECT privilege is granted to PUBLIC when the view is automatically created.

Example

Retrieve all contacts.

```
SELECT * FROM SYSIBMADM.CONTACTS
```

The following is an example of output for this query.

```
NAME      TYPE  ADDRESS                MAX_PAGE_LENGTH  DESCRIPTION
-----
user1     EMAIL user3@ca.ibm.com      - DBA Extraordinaire
user2     EMAIL user2@ca.ibm.com      - DBA on Email
user3     PAGE  user3@ca.ibm.com      128 DBA on Page
user5     EMAIL user2@ca.ibm.com      - DBA Extraordinaire
```

4 record(s) selected.

Usage note

The DAS must have been created and be running.

Information returned

Table 217. Information returned by the CONTACTS administrative view

Column name	Data type	Description
NAME	VARCHAR(128)	Name of contact.
TYPE	VARCHAR(5)	Type of contact: <ul style="list-style-type: none">• 'EMAIL'• 'PAGE'
ADDRESS	VARCHAR(128)	address - IP address from which the connection was initiated
MAX_PAGE_LENGTH	INTEGER	Maximum message length. Used for example, if the paging service has a message-length restriction.
DESCRIPTION	VARCHAR(128)	Description of contact.

DB_HISTORY administrative view - Retrieve history file information

The DB_HISTORY administrative view returns information from the history files from all database partitions.

The schema is SYSIBMADM.

Authorization

One of the following authorizations is required:

- SELECT privilege on the DB_HISTORY administrative view
- CONTROL privilege on the DB_HISTORY administrative view
- DATAACCESS authority
- DBADM authority
- SQLADM authority
- ACCESSCTRL authority
- SECADM authority

Default PUBLIC privilege

In a non-restrictive database, SELECT privilege is granted to PUBLIC when the view is automatically created.

Usage note

When a data partitioned table is reorganized, one record for each reorganized data partition is returned. If only a specific data partition of a data partitioned table is reorganized, only a record the for the partition is returned.

Example

Select the database partition number, entry ID, operation, start time, and status information from the database history files for all the database partitions of the database to which the client is currently connected.

```
SELECT DBPARTITIONNUM, EID, OPERATION, START_TIME, ENTRY_STATUS
FROM SYSIBMADM.DB_HISTORY
```

The following is an example of output for this query.

```
DBPARTITIONNUM EID          OPERATION START_TIME  ENTRY_STATUS
-----
          0          1 A          20051109185510 A

1 record(s) selected.
```

Information returned

Column name	Data type	Description
DBPARTITIONNUM	SMALLINT	dbpartitionnum - Database partition number monitor element
EID	BIGINT	Number that uniquely identifies an entry in the history file.
START_TIME	VARCHAR(14)	start_time - Event Start Time monitor element
SEQNUM	SMALLINT	Positive integer which identifies the various parts of an image, such as sequences or sessions.
END_TIME	VARCHAR(14)	Timestamp marking the end of a logged event.
NUM_LOG_ELEMS	INTEGER	Number of log streams that will be returned in the lists of log stream data in the FIRSTLOG and LASTLOG columns.
FIRSTLOG	VARCHAR(4000)	Name of the earliest transaction log associated with an event. <ul style="list-style-type: none"> In Db2 pureScale environments, where one or more log streams can exist, the entry uses the following format: <pre>(<log_stream_id>: <log_file_name> , <log_stream_id>: <log_file_name> , ...)</pre> In non-Db2 pureScale environments, where only a single log stream exists per database partition, the entry uses the following format: <pre>(<log_file_name>)</pre>
LASTLOG	VARCHAR(4000)	Name of the latest transaction log associated with an event. <ul style="list-style-type: none"> In Db2 pureScale environments, where one or more log streams can exist, the entry uses the following format: <pre>(<log_stream_id>: <log_file_name> , <log_stream_id>: <log_file_name> , ...)</pre> In non-Db2 pureScale environments, where only a single log stream exists per database partition, the entry uses the following format: <pre>(<log_file_name>)</pre>
BACKUP_ID	VARCHAR(24)	Backup identifier or unique table identifier.
TABSCHEMA	VARCHAR(128)	table_schema - Table schema name monitor element
TABNAME	VARCHAR(128)	table_name - Table name monitor element

Table 218. Information returned by the DB_HISTORY administrative view (continued)

Column name	Data type	Description
COMMENT	VARCHAR(254)	System-generated comment text associated with a logged event. Note: Only the first 30 characters are stored in the history file
CMD_TEXT	CLOB(2 M)	Data definition language associated with a logged event.
NUM_TBSPS	INTEGER	num_tbsps - Number of table spaces monitor element
TBSPNAMES	CLOB(5 M)	Names of the table spaces associated with a logged event.
OPERATION	CHAR(1)	Operation identifier. See Table 219 on page 1117 for possible values.
OPERATIONTYPE	CHAR(1)	Action identifier for an operation. See Table 219 on page 1117 for possible values.
OBJECTTYPE	CHAR(1)	Identifier for the target object of an operation. The possible values are: D for full database, I for index, P for table space, R for partitioned table, and T for table.
LOCATION	VARCHAR(255)	Full path name for files, such as backup images or load input files, that are associated with logged events. In the case of CLI LOAD or LOAD from CURSOR, the location is an SQL statement.
DEVICETYPE	CHAR(1)	Identifier for the device type associated with a logged event. This field determines how the LOCATION field is interpreted: <ul style="list-style-type: none"> • A for TSM • C for client • D for disk • F for snapshot backup • K for diskette • L for local • N (generated internally by the database system) • O for other (for other vendor device support) • P for pipe • Q for cursor • R for remote fetch data • S for server • T for tape • U for user exit • X for X/Open XBSA interface
ENTRY_STATUS	CHAR(1)	Identifier for the status of an entry in the history file: <ul style="list-style-type: none"> • A for active • D for deleted (future use) • E for expired, I for inactive • N for not yet committed • Y for committed or active
SQLCAID	VARCHAR(8)	An "eye catcher" for storage dumps containing 'SQLCA', as it appears in the SQLCAID field of the SQL communications area (SQLCA).
SQLCABC	INTEGER	Length of the SQLCA, as it appears in the SQLCABC field of the SQLCA.
SQLCODE	INTEGER	SQL return code, as it appears in the SQLCODE field of the SQLCA.
SQLERRML	SMALLINT	Length indicator for SQLERRMC, as it appears in the SQLERRML field of the SQLCA.

Table 218. Information returned by the DB_HISTORY administrative view (continued)

Column name	Data type	Description
SQLERRMC	VARCHAR(70)	Contains one or more tokens, separated by X'FF', as they appear in the SQLERRMC field of the SQLCA. These tokens are substituted for variables in the descriptions of error conditions.
SQLERRP	VARCHAR(8)	A three-letter identifier indicating the product, followed by five alphanumeric characters indicating the version, release, and modification level of the product, as they appear in the SQLERRP field of the SQLCA.
SQLERRD1	INTEGER	See "SQLCA (SQL communications area)" in <i>SQL Reference Volume 1</i> .
SQLERRD2	INTEGER	See "SQLCA (SQL communications area)" in <i>SQL Reference Volume 1</i> .
SQLERRD3	INTEGER	See "SQLCA (SQL communications area)" in <i>SQL Reference Volume 1</i> .
SQLERRD4	INTEGER	See "SQLCA (SQL communications area)" in <i>SQL Reference Volume 1</i> .
SQLERRD5	INTEGER	See "SQLCA (SQL communications area)" in <i>SQL Reference Volume 1</i> .
SQLERRD6	INTEGER	See "SQLCA (SQL communications area)" in <i>SQL Reference Volume 1</i> .
SQLWARN	VARCHAR(11)	A set of warning indicators, each containing a blank or 'W'. See "SQLCA (SQL communications area)" in <i>SQL Reference Volume 1</i> .
SQLSTATE	VARCHAR(5)	A return code that indicates the outcome of the most recently executed SQL statement, as it appears in the SQLSTATE field of the SQLCA.

Table 219. OPERATION and OPERATIONTYPE values

Operation value	Operation value description	Operation type
A	Add table space	None
B	Backup	Operation types are: <ul style="list-style-type: none"> • D = delta offline • E = delta online • F = offline • I = incremental offline • N = online • O = incremental online
C	Load copy	None
D	Dropped table	None
F	Rollforward	Operation types are: <ul style="list-style-type: none"> • E = end of logs • P = point in time
G	Reorganize table	Operation types are: <ul style="list-style-type: none"> • F = offline • N = online

Table 219. OPERATION and OPERATIONTYPE values (continued)

Operation value	Operation value description	Operation type
L	Load	Operation types are: <ul style="list-style-type: none"> • I = insert • R = replace
N	Rename table space	None
O	Drop table space	None
Q	Quiesce	Operation types are: <ul style="list-style-type: none"> • S = quiesce share • U = quiesce update • X = quiesce exclusive • Z = quiesce reset
R	Restore	Operation types are: <ul style="list-style-type: none"> • F = offline • I = incremental offline • N = online • O = incremental online • R = rebuild
T	Alter table space	Operation types are: <ul style="list-style-type: none"> • C = add containers • R = rebalance
U	Unload	None
X	Archive logs	Operation types are: <ul style="list-style-type: none"> • F = fail archive path • M = mirror log path • N = forced truncation via ARCHIVE LOG command • P = primary log path • 1 = first log archive method • 2 = second log archive method

DBPATHS administrative view and ADMIN_LIST_DB_PATHS table function - Retrieve database paths

The DBPATHS administrative view and the ADMIN_LIST_DB_PATHS table function return the values for database paths that are required for tasks such as creating split mirror backups.

Depending on if you are using the administrative view or the table function, refer to one of the following sections:

- [“DBPATHS administrative view” on page 1119](#)
- [“ADMIN_LIST_DB_PATHS table function” on page 1119](#)

DBPATHS administrative view

The schema is SYSIBMADM.

Authorization

One of the following authorizations is required:

- SELECT privilege on the DBPATHS administrative view
- CONTROL privilege on the DBPATHS administrative view
- DATAACCESS authority
- DBADM authority
- SQLADM authority
- ACCESSCTRL authority
- SECADM authority

One of the following is required to use the table function:

- SYSMON
- SYSCTRL
- SYSMAINT
- SYSADM

Default PUBLIC privilege

In a non-restrictive database, SELECT privilege is granted to PUBLIC when the view is automatically created.

Example

The following statement retrieves all database paths:

```
select dbpartitionnum, substr(type,1,20) as type, path from sysibmadm.dbpaths
```

The following is an example of output for this query.

DBPARTITIONNUM	TYPE	PATH
0	LOGPATH	/home/sun/sun/NODE0000/SQL00001/LOGSTREAM0000/
0	DB_STORAGE_PATH	/home/sun/
0	LOCAL_DB_DIRECTORY	/home/sun/sun/NODE0000/sqlbdir/
0	DBPATH	/home/sun/sun/NODE0000/SQL00001/
0	DBPATH	/home/sun/sun/NODE0000/SQL00001/MEMBER0000/

5 record(s) selected.

ADMIN_LIST_DB_PATHS table function

The ADMIN_LIST_DB_PATHS table function returns the list of files required for backup mechanisms such as split mirror backup.

Syntax

```
►► ADMIN_LIST_DB_PATHS — ( — ) ►►
```

The schema is SYSPROC.

Authorization

One of the following authorizations is required:

- EXECUTE privilege on the ADMIN_LIST_DB_PATHS table function
- DATAACCESS authority

In addition, one of the following authorities is also required:

- SYSMON
- SYSCTRL
- SYSMAINT
- SYSADM

Default PUBLIC privilege

In a non-restrictive database, EXECUTE privilege is granted to PUBLIC when the function is automatically created.

Example

The ADMIN_LIST_DB_PATHS table function can be invoked as follows:

```
SELECT DBPARTITIONNUM, TYPE, PATH FROM TABLE(ADMIN_LIST_DB_PATHS()) AS FILES
```

The following is an example of output from this query.

```
DBPARTITIONNUM TYPE
-----
                2 LOGPATH
                2 DB_STORAGE_PATH
                2 TBSP_DIRECTORY
                2 TBSP_CONTAINER
                2 LOCAL_DB_DIRECTORY
                2 DBPATH
                2 DBPATH
                0 LOGPATH
                0 DB_STORAGE_PATH
                0 TBSP_DIRECTORY
                0 TBSP_CONTAINER
                0 LOCAL_DB_DIRECTORY
                0 DBPATH
                0 DBPATH
                1 LOGPATH
                1 DB_STORAGE_PATH
                1 TBSP_DIRECTORY
                1 TBSP_CONTAINER
                1 LOCAL_DB_DIRECTORY
                1 DBPATH
                1 DBPATH

PATH
-----
/home/sun/sun/NODE0002/SQL00001/LOGSTREAM0002/
/home/sun/
/home/sun/tablespace/sms/sms2/
/home/sun/tablespace/dms/dms2
/home/sun/sun/NODE0002/sqlbdir/
/home/sun/sun/NODE0002/SQL00001/
/home/sun/sun/NODE0002/SQL00001/MEMBER0002/
/home/sun/sun/NODE0000/SQL00001/LOGSTREAM0000/
/home/sun/
/home/sun/tablespace/sms/sms0/
/home/sun/tablespace/dms/dms0
/home/sun/sun/NODE0000/sqlbdir/
/home/sun/sun/NODE0000/SQL00001/
/home/sun/sun/NODE0000/SQL00001/MEMBER0000/
/home/sun/sun/NODE0001/SQL00001/LOGSTREAM0001/
/home/sun/
/home/sun/tablespace/sms/sms1/
/home/sun/tablespace/dms/dms1
/home/sun/sun/NODE0001/sqlbdir/
/home/sun/sun/NODE0001/SQL00001/
/home/sun/sun/NODE0001/SQL00001/MEMBER0001/
```

21 record(s) selected.

If the storage library performing the split mirror operation treats files and directories on raw devices differently than those on regular file systems, you can use the following query to obtain the list for all locations on raw devices:

```
SELECT DBPARTITIONNUM, TYPE, PATH
FROM TABLE(ADMIN_LIST_DB_PATHS()) AS FILES
WHERE TYPE LIKE '%_DEVICE%'
```

Second, the list of files and directories on regular file systems:

```
SELECT DBPARTITIONNUM, TYPE, PATH
FROM TABLE(ADMIN_LIST_DB_PATHS()) AS FILES
WHERE TYPE NOT LIKE '%_DEVICE%'
```

Information returned

Table 220. Information returned by the DBPATHS administrative view and the ADMIN_LIST_DB_PATHS table function

Column name	Data type	Description
DBPARTITIONNUM	SMALLINT	dbpartitionnum - Database partition number monitor element
TYPE	VARCHAR(64)	Describes the type of database object that the path belongs to. For example the path to the log directory indicated by the LOGPATH database configuration parameter would be shown in this column as LOGPATH. See Table 221 on page 1121 for a list of possible return values.
PATH	VARCHAR(5000)	Path to location where the database manager has a file or directory located. If the path ends with the file system delimiter ('/' on UNIX environments, '\' on Windows environments), the path points to a directory.

Table 221. TYPE column values

Type value	Description
TBSP_DEVICE	Raw device for a database managed space (DMS) table space.
TBSP_CONTAINER	File container for a DMS table space.
TBSP_DIRECTORY	Directory for a system managed space (SMS) table space.
LOGPATH	Primary log path.
MIRRORLOGPATH	Database configuration mirror log path.

Table 221. TYPE column values (continued)

Type value	Description
DB_STORAGE_PATH	Automatic storage path.
DBPATH	Database directory path.
LOCAL_DB_DIRECTORY	Path to the local database directory.

- For table spaces using automatic storage, both used and unused storage paths are returned. You require the unused automatic storage paths if you restore by using a split mirror backup.

Consider the following example. A split mirror backup is taken on a production system. After the backup is completed, the automatic storage paths that were not in use before the backup are now in use in production. Assume that there is now a need to restore the database by using the split mirror backup. At this point, it is necessary to roll forward the logs from the production database. To roll forward the logs, all of the automatic storage paths are required, because all automatic storage paths are now in use.

- Table space containers that are managed by automatic storage are not returned individually. Instead, they are reflected in the automatic storage path column.
- The automatic storage paths are returned once per database partition.
- The values returned for the **logpath** and **mirrorlogpath** configuration parameters are the values stored in memory. Changed values that are stored on disk, which are applicable only after a database restart, are not returned.
- If you use output from the `SELECT * FROM SYSIBMADM.DBPATHS` query to create a **db2relocatedb** command configuration file (a file containing the configuration information that is necessary for relocating a database), you must modify the DBPATH output appropriately before you can use it in the configuration file.

For example, consider the following DBPATH output:

```
/storage/svtdbm3/svtdbm3/NODE0000/SQL00001/
```

You can use this output to specify the value of the DB_PATH parameter in a **db2relocatedb** command configuration file, as follows:

```
DB_PATH=/storage/svtdbm3,/storage_copy2/svtdbm3
```

- The LOCAL_DB_DIRECTORY path might contain information belonging to multiple databases. Because each database that you create in the same directory does not have its own `sqlldbdir` file, ensure that the target system to which you copy files does not have any databases already in that path.
- If two or more databases share at least one automatic storage path, the split mirror operation for one of these databases might affect more than one database, causing I/O problems for the databases that you did not intend to split.
- The DB_STORAGE_PATH type includes all storage paths from all defined storage groups. If a storage path is used by multiple storage groups or is specified multiple times in the same storage group, one record is returned for each occurrence of the path in a storage group.

Restriction

You cannot call the administrative view when the database is in WRITE SUSPEND mode. Also, you must ensure that the physical layout of the database does not change between the invocation of the view and the activation of WRITE SUSPEND mode, which is needed to perform a split mirror operation. You might not be able to restore from the split mirror backup image if, for example, the table space layout changed in that time.

GET_DBSIZE_INFO

The GET_DBSIZE_INFO procedure calculates the database size and maximum capacity.

Authorization

To execute the procedure, SYSMON authority is required, in addition to one of the following authorizations:

- DATAACCESS authority
- DBADM authority
- SQLADM authority
- EXECUTE privilege on the GET_DBSIZE_INFO, WLM_SET_CONN_ENV, MON_GET_CONTAINER, and MON_GET_TABLESPACE routines

Default PUBLIC privilege

In a non-restrictive database, EXECUTE privilege is granted to PUBLIC when the procedure is automatically created.

Syntax

```
► GET_DBSIZE_INFO ( ( snapshot-timestamp , dbsize , dbcapacity , refresh-window ) ) ►
```

The schema is SYSPROC.

Procedure parameters

snapshot-timestamp

An output parameter of type TIMESTAMP that returns the time at which *dbsize* and *dbcapacity* were calculated. This timestamp, along with the value of *refresh-window*, is used to determine when the cached values in the SYSTOOLS.STMG_DBSIZE_INFO table need to be refreshed.

dbsize

An output parameter of type BIGINT that returns the size of the database (in bytes). The database size is calculated as follows: $dbsize = \text{sum}(\text{used_pages} * \text{page_size})$ for each table space (SMS & DMS).

dbcapacity

An output parameter of type BIGINT that returns the database capacity (in bytes). This value is not available on partitioned database systems. The database capacity is calculated as follows: $dbcapacity = \text{SUM}(\text{DMS usable_pages} * \text{page size}) + \text{SUM}(\text{SMS container size} + \text{file system free size per container})$. If multiple SMS containers are defined on the same file system, the file system free size is included only once in the calculation of capacity.

refresh-window

An input argument of type INTEGER that specifies the number of minutes until the cached values for database size and capacity are to be refreshed. Specify -1 for the default refresh window of 30 minutes. A refresh window of 0 forces an immediate refreshing of the cached values.

Usage notes

The calculated values are returned as procedure output parameters and are cached in the SYSTOOLS.STMG_DBSIZE_INFO table. The procedure caches these values because the calculations are costly. The SYSTOOLS.STMG_DBSIZE_INFO table is created automatically the first time the procedure executes. If there are values cached in the SYSTOOLS.STMG_DBSIZE_INFO table and they are current enough, as determined by the *snapshot-timestamp* and *refresh-window* values, these cached values are

returned. If the cached values are not current enough, new cached values are calculated, inserted into the SYSTOOLS.STMG_DBSIZE_INFO table and returned, and the *snapshot-timestamp* value is updated.

To ensure that the data is returned by all partitions for a global table space snapshot, the database must be activated.

The SYSTOOLSPACE is used for the routine's operation tables to store metadata; that is, data used to describe database objects and their operation.

Examples

Example 1: Get the database size and capacity using a default refresh window of 30 minutes. The database size and capacity will be recalculated when the cached data is older than 30 minutes.

```
CALL GET_DBSIZE_INFO(?, ?, ?, -1)
```

The procedure returns:

```
Value of output parameters
-----
Parameter Name : SNAPSHOTTIMESTAMP
Parameter Value : 2004-02-29-18.31.55.178000

Parameter Name : DATABASESIZE
Parameter Value : 22302720

Parameter Name : DATABASECAPACITY
Parameter Value : 4684793856

Return Status = 0
```

Example 2: Get the database size and capacity using a refresh window of 0 minutes. The database size and capacity will be recalculated immediately.

```
CALL GET_DBSIZE_INFO(?, ?, ?, 0)
```

The procedure returns:

```
Value of output parameters
-----
Parameter Name : SNAPSHOTTIMESTAMP
Parameter Value : 2004-02-29-18.33.34.561000

Parameter Name : DATABASESIZE
Parameter Value : 22302720

Parameter Name : DATABASECAPACITY
Parameter Value : 4684859392

Return Status = 0
```

Example 3: Get the database size and capacity using a refresh window of 24 hours. The database size and capacity will be recalculated when the cached data is older than 1440 minutes.

```
CALL GET_DBSIZE_INFO(?, ?, ?, 1440)
```

The procedure returns:

```
Value of output parameters
-----
Parameter Name : SNAPSHOTTIMESTAMP
Parameter Value : 2004-02-29-18.33.34.561000

Parameter Name : DATABASESIZE
Parameter Value : 22302720

Parameter Name : DATABASECAPACITY
Parameter Value : 4684859392

Return Status = 0
```

NOTIFICATIONLIST administrative view - Retrieve contact list for health notification

The NOTIFICATIONLIST administrative view returns the list of contacts and contact groups that are notified about the health of an instance.

The schema is SYSIBMADM.

Authorization

One of the following authorizations is required:

- SELECT privilege on the NOTIFICATIONLIST administrative view
- CONTROL privilege on the NOTIFICATIONLIST administrative view
- DATAACCESS authority
- DBADM authority
- SQLADM authority
- ACCESSCTRL authority
- SECADM authority

Default PUBLIC privilege

In a non-restrictive database, SELECT privilege is granted to PUBLIC when the view is automatically created.

Example

The NOTIFICATIONLIST administrative view returns the list of contacts and contact groups that are notified about the health of an instance.

The following is an example of output for this query.

NAME	TYPE
group3	GROUP
user4	CONTACT
group3	GROUP

3 record(s) selected.

Information returned

Column name	Data type	Description
NAME	VARCHAR(128)	Name of contact.
TYPE	VARCHAR(7)	Type of contact: <ul style="list-style-type: none">• 'CONTACT'• 'GROUP'

PD_GET_DIAG_HIST - Return records from a given facility

The PD_GET_DIAG_HIST table function returns log records, event records and notification records from a given facility.

Options are also provided to filter based on the type of record, customer impact value of the record, and from-until timestamps.

Authorization

One of the following authorities is required to execute the routine:

- EXECUTE privilege on the routine
- DATAACCESS authority
- DBADM authority
- SQLADM authority

Default PUBLIC privilege

In a non-restrictive database, EXECUTE privilege is granted to PUBLIC when the function is automatically created.

Syntax

```
►► PD_GET_DIAG_HIST ( ( — facility — , — rectype — , — impact — , — start_time — , —  
    ► — end_time — , — member — ) ►►
```

The schema is SYSPROC.

Table function parameters

facility

An optional input argument of type VARCHAR(20) that specifies the facility from which records are to be returned. A facility is a logical grouping that records relate to. The possible values are:

- ALL: Returns records from all facilities
- MAIN: Returns records from the general diagnostic logs. This currently means the **db2diag** log files, the admin notification log, and the rotating event logs.
- OPTSTATS: Return records related to optimizer statistics

If this parameter is null or an empty string (''), 'ALL' is the default.

rectype

An optional input argument of type VARCHAR(30) that specifies which record type to return. A combination of types separated by '+' are supported, for example: 'D + EI'. The possible values are:

- 'ALL': Return all record types.
- 'D': Return all diagnostic records.
- 'E': Return all event records.
- 'DI': Internal diagnostic records. These are non-translated diagnostic record that are used by IBM support in a diagnostic situation.
- 'DX': External diagnostic records. These are translated diagnostic that are of use to the user. These records are the notification records.
- 'EI': Internal event record. These are event record that are used by IBM support in a diagnostic situation.
- 'EX': External event record. These are diagnostic record that are of use to the user.

If this parameter is null or an empty string (''), all records are returned.

impact

An optional input argument of type VARCHAR(18) that specifies the minimum customer impact level of the record returned. The possible values are:

- 'NONE'
- 'UNLIKELY'
- 'POTENTIAL'

- 'IMMEDIATE'
- 'CRITICAL'

If this parameter is null or an empty string ("), all records are returned.

start_time

An optional input argument of type `TIMESTAMP` that specifies a valid timestamp. Entries are returned if their timestamp is more recent than this value. If this parameter is null, records are returned regardless of how old they are.

end_time

An optional input argument of type `TIMESTAMP` that specifies a valid timestamp. Entries are returned if their timestamp is older than this value. If this parameter is null, records are returned regardless of how recent they are.

member

An optional input argument of type `INTEGER` that specifies a valid database member from which the records should be fetched. Specify -1 or null for the current member, or -2 for information from all active database members. An active database member is where the database is available for connection and use by applications. If the parameter is not specified, the default value is all active database members.

Information returned

<i>Table 223. Information returned by the PD_GET_DIAG_HIST table function</i>		
Column Name	Data Type	Description
FACILITY	VARCHAR(20)	A facility is a logical grouping which records relate to. The possible values are: <ul style="list-style-type: none"> • ALL: Returns records from all facilities • MAIN: Returns records from the general diagnostic logs. This currently means the db2diag log files, the admin notification log, and the rotating event logs. • OPTSTATS: Return records related to optimizer statistics
RECTYPE	VARCHAR(3)	The type of record. The possible values are: <ul style="list-style-type: none"> • 'DI': Internal diagnostic record • 'DX': External diagnostic record • 'EI': Internal event record • 'EX': External event record
TIMESTAMP	TIMESTAMP	The time that the message was created.
TIMEZONE	INTEGER	The time difference (in minutes) from the Universal Coordinated Time (UCT). For example, -300 is EST.
INSTANCENAME	VARCHAR(128)	The name of the instance where the message was created.
DBPARTITIONNUM	SMALLINT	dbpartitionnum - Database partition number monitor element

Table 223. Information returned by the PD_GET_DIAG_HIST table function (continued)

Column Name	Data Type	Description
LEVEL	CHAR(1)	The severity level of the record. The possible values are: <ul style="list-style-type: none"> • 'C': Critical • 'E': Error • 'I': Informational • 'S': Severe • 'W': Warning
IMPACT	VARCHAR(18)	Qualifies the impact of this message from a user's perspective. This clarifies the impact of the message on the business process the database system is part of. Possible values are: <ul style="list-style-type: none"> • 'CRITICAL' • 'IMMEDIATE' • 'NONE' • 'POTENTIAL' • 'UNLIKELY'
DBNAME	VARCHAR(128)	The name of the database being accessed while this message was created.
EDU_ID	BIGINT	edu_ID - Engine dispatchable unit ID monitor element
EDUNAME	VARCHAR(64)	The name of the engine Dispatched Unit that created this message.
PID	BIGINT	The operating system process identifier that created this message.
PROCESS_NAME	VARCHAR(255)	The operating system process name that created this message.
TID	BIGINT	The thread numeric identifier that created this message.
APPLNAME	VARCHAR(255)	The name of the client application that initiated the connection, if it is available.
APPL_ID	VARCHAR(64)	appl_id - Application ID monitor element
APPLHANDLE	VARCHAR(9)	A system-wide unique identifier for the application that initiated the connection when available. This is synonymous to agent ID. The identifier consists of the coordinating member number and a 16-bit counter separated by a '-'. The format is as follows: 'nnn-xxxxx'
AUTH_ID	VARCHAR(30)	auth_id - Authorization ID monitor element
PRODUCT	VARCHAR(50)	The name of the product that created the message. For example 'Db2 Common'.
COMPONENT	VARCHAR(255)	The name of the component that created the message.
FUNCTION	VARCHAR(255)	The name of the function that generated the message.

Table 223. Information returned by the PD_GET_DIAG_HIST table function (continued)

Column Name	Data Type	Description
PROBE	INTEGER	Probe point number used to identify where the message was generated in the function.
CALLEDPRODUCT	VARCHAR(50)	The name of the product at the source of the error. This is used when the source of an error is not where the message was created.
CALLEDCOMPONENT	VARCHAR(255)	The name of the component at the source of the error. This is used when the source of an error is not where the message was created.
CALLEDFUNCTION	VARCHAR(255)	The name of the function at the source of the error. This is used when the source of an error is not where the message was created.
OSERR	INTEGER	The operating system error number.
RETCODE	INTEGER	The product specific return code.
MSGNUM	INTEGER	The numeric message number for the associated message, if it is available. For example, this is the numeric portion of ADM7513W.
MSGTYPE	CHAR(3)	The type related to the message identifier, if it is available. For example, ADM is used for administration notification log messages.
MSG	CLOB(16K)	The short description text for this record. This is the translated message text corresponding to the MSGNUM, and MSGTYPE for translated messages. For non-translated messages, this is the short description. For example : 'Bringing down all db2fmp processes as part of db2stop'.
OBJTYPE	VARCHAR(64)	Type of object. One of: <ul style="list-style-type: none"> • EVALUATION • INDEX STATS • INITIAL SAMPLING • TABLE STATS • TABLE AND INDEX STATS • SAMPLING TEST • STATS DAEMON
OBJNAME	VARCHAR(255)	The name of the object the event relates to, if it is available.
OBJNAME_QUALIFIER	VARCHAR(255)	Additional information about the object, if it is available.

Table 223. Information returned by the PD_GET_DIAG_HIST table function (continued)

Column Name	Data Type	Description
EVENTTYPE	VARCHAR(24)	<p>The event type is the action or verb associated with this event. The possible values are:</p> <ul style="list-style-type: none"> • 'ACCEPT' • 'ACCESS' • 'ADD' • 'ALTER' • 'ASSOCIATE' • 'AVAILABLE' • 'BRINGDOWN' • 'CHANGE' • 'CHANGECFG' • 'CLOSE' • 'COLLECT' • 'CONNECT' • 'CREATE' • 'DEPENDENCY' • 'DESTROY' • 'DISASSOCIATE' • 'DISCONNECT' • 'DISPATCH' • 'DROP' • 'FINI' • 'FREE' • 'GET' • 'INIT' • 'INTERRUPT' • 'OPEN','READ' • 'RECV' • 'REPLY' • 'REPORT' • 'REQUEST' • 'RESET' • 'SEND' • 'START' • 'STARTUP' • 'STOP' • 'SWITCH' • 'TERMINATE' • 'TRANSFER' • 'WAIT' • 'WORK' • 'WRITE'

Table 223. Information returned by the PD_GET_DIAG_HIST table function (continued)

Column Name	Data Type	Description
EVENTDESC	VARCHAR(256)	A short representation of the key fields for this event.
FIRST_EVENTQUALIFIERTYPE	VARCHAR(64)	The type of the first event qualifier. Event qualifiers are used to describe what was affected by the event. The possible values are: <ul style="list-style-type: none"> • 'AT' • 'BY' • 'CONTEXT' • 'DUE TO' • 'FOR' • 'FROM' • 'ON' • 'TO' If <i>facility</i> is OPTSTATS, the only value is 'AT'.
FIRST_EVENTQUALIFIER	CLOB(16K)	The first qualifier for the event. If <i>facility</i> is OPTSTATS, this will be a timestamp indicating when the statistics collection occurred.
SECOND_EVENTQUALIFIERTYPE	VARCHAR(64)	The type of the second event qualifier. If <i>facility</i> is OPTSTATS, the value is 'BY'.
SECOND_EVENTQUALIFIER	CLOB(16K)	The second qualifier for the event. If <i>facility</i> is OPTSTATS, the possible values are: <ul style="list-style-type: none"> • Asynchronous • FABRICATE • FABRICATE PARTIAL • SYNCHRONOUS • SYNCHRONOUS SAMPLED • USER
THIRD_EVENTQUALIFIERTYPE	VARCHAR(64)	The type of the third event qualifier. If <i>facility</i> is OPTSTATS, the value is 'DUE TO'.
THIRD_EVENTQUALIFIER	CLOB(16K)	The third qualifier for the event. If <i>facility</i> is OPTSTATS, the possible values are: <ul style="list-style-type: none"> • Conflict • Error • Object unavailable • RUNSTATS error • Timeout
EVENTSTATE	VARCHAR(255)	State of the object or action as a result of the event. This can also contain a percentage indicating the progression of the event.

Table 223. Information returned by the PD_GET_DIAG_HIST table function (continued)

Column Name	Data Type	Description
EVENTATTRIBUTE	VARCHAR(255)	The event attributes. This is a list of attributes associated with the event. when more than one attribute is used, the list is separated by '+' characters. For example 'CACHED + LOGICAL + AUTO'. The possible values are: <ul style="list-style-type: none"> 'ASync' 'AUTO' 'CACHED' 'DIRECT' 'EXTERNAL' 'INDIRECT' 'INTERNAL' 'LOGICAL' 'PERMANENT' 'PHYSICAL' 'SYNC' 'TEMPORARY'
EVENTSTACK	CLOB(16K)	The logical event stack at the point the record was logged when applicable.
CALLSTACK	CLOB(16K)	The operating system stack dump for the thread that generated this record when applicable.
DUMPFILe	CLOB(5000)	The name of the secondary dump file associated with the log record when applicable. This is a fully qualified path to a file or directory where additional information related to the message can be retrieved.
FULLREC	CLOB(16K)	Formatted text version of the entire record. This section also contains additional DATA fields.
MEMBER	SMALLINT	member - Database member monitor element
HOSTNAME	VARCHAR(255)	hostname - Host name

Usage note

The PD_GET_DIAG_HIST table function requires that the associated database has a temporary table space with minimum page size of 8K. If the page size is less than 8K, the function will return an SQL1585N error message.

Examples

Example 1: Retrieve records from a given facility.

```
SELECT FACILITY, RECTYPE, TIMESTAMP, IMPACT, SUBSTR(MSG,1, 50) AS MSG
FROM TABLE (PD_GET_DIAG_HIST( 'MAIN', 'E', '', NULL,
NULL )) AS T
WHERE T.PROCESS_NAME = 'db2star2' OR T.PROCESS_NAME = 'db2stop2'
```

The following is an example of output from this query.

```

FACILITY          RECTYPE  TIMESTAMP          ...
-----
MAIN              EX       2007-06-25-11.34.05.756171 ...
MAIN              EX       2007-06-25-11.34.25.946646 ...

```

2 record(s) selected.

Output from this query (continued).

```

... IMPACT          MSG
-----
... -              ADM7514W Database manager has stopped.
... -              ADM7513W Database manager has started.

```

Example 2: Retrieve records for a specific member.

```

SELECT MEMBER,DBPARTITIONNUM, FACILITY, RECTYPE, TIMESTAMP, IMPACT,
       SUBSTR(MSG,1, 50) AS MSG FROM TABLE (PD_GET_DIAG_HIST('MAIN', 'E', '',
       CAST (NULL AS TIMESTAMP), CAST (NULL AS TIMESTAMP), NULL ) ) AS T
WHERE T.PROCESS_NAME = 'db2star2' OR T.PROCESS_NAME = 'db2stop2' ORDER BY MEMBER

```

The following is an example of output from this query.

```

MEMBER    DBPARTITIONNUM  FACILITY  RECTYPE  TIMESTAMP          ...
-----
0         0                MAIN     EI       2011-04-28-09.44.57.720041 ...
0         0                MAIN     EI       2011-04-28-09.44.57.723015 ...
0         0                MAIN     EI       2011-04-28-09.44.57.723736 ...
0         0                MAIN     EI       2011-04-28-09.44.59.409586 ...
0         0                MAIN     EX       2011-04-28-09.45.01.554096 ...
0         0                MAIN     EI       2011-04-28-09.45.01.605231 ...
0         0                MAIN     EI       2011-04-28-12.34.20.571551 ...
0         0                MAIN     EI       2011-04-28-12.34.20.574612 ...
0         0                MAIN     EI       2011-04-28-12.34.20.575323 ...
0         0                MAIN     EI       2011-04-28-12.34.20.602452 ...
0         0                MAIN     EI       2011-04-28-12.34.20.665227 ...
0         0                MAIN     EI       2011-04-28-09.44.57.715392 ...

```

12 record(s) selected.

Output from this query (continued).

```

... IMPACT          MSG
-----
... -              -
... -              -
... -              Obtained exclusive mode lock on the file:
... -              -
... -              ADM7513W Database manager has started.
... -              Released lock on the file:
... -              -
... -              -
... -              Obtained exclusive mode lock on the file:
... -              ZRC=0xFFFFFBFE=-1026
... -              Released lock on the file:
... -              -

```

PDLOGMSGs_LAST24HOURS administrative view and PD_GET_LOG_MSGS table function - Retrieve problem determination messages

The PDLOGMSGs_LAST24HOURS administrative view and the PD_GET_LOG_MSGS table function return problem determination log messages that were logged in the database notification log.

The information returned is intended for use by database administrators and system administrators.

Depending on if you are using the administrative view or the table function, refer to one of the following sections:

- “PDLOGMSGs_LAST24HOURS administrative view” on page 1134
- “PD_GET_LOG_MSGS table function” on page 1135

PDLOGMSGG_LAST24HOURS administrative view

The PDLOGMSGG_LAST24HOURS administrative view returns problem determination log messages that were logged in the database notification log in the last 24 hours.

The schema is SYSIBMADM.

Refer to [Table 224 on page 1136](#) for a complete list of information that can be returned.

Authorization

One of the following authorizations is required:

- SELECT privilege on the PDLOGMSGG_LAST24HOURS administrative view
- CONTROL privilege on the PDLOGMSGG_LAST24HOURS administrative view
- DATAACCESS authority
- DBADM authority
- SQLADM authority
- ACCESSCTRL authority
- SECADM authority

Default PUBLIC privilege

In a non-restrictive database, SELECT privilege is granted to PUBLIC when the view is automatically created.

Example

Get all critical log messages logged in the last 24 hours, ordered by most recent.

```
SELECT * FROM SYSIBMADM.PDLOGMSGG_LAST24HOURS
WHERE MSGSEVERITY = 'C' ORDER BY TIMESTAMP DESC
```

The following is an example of output from this query.

```

TIMESTAMP                TIMEZONE  INSTANCENAME  MEMBER  ...
-----
2005-11-23-21.56.41.240066  -300  svtdbm4      0      ...
...
...
...
2005-11-23-21.56.39.150597  -300  svtdbm4      0      ...
2005-11-23-21.56.37.363384  -300  svtdbm4      0      ...
...
...
2005-11-23-21.56.35.880314  -300  svtdbm4      0      ...
...

4 record(s) selected.
```

Output from this query (continued).

```

...  DBPARTITIONNUM  DBNAME      PID      PROCESSNAME  ...
-----
...                0  CAPTAIN    4239374  db2agent (CAPTAIN) 0  ...
...
...
...
...
...
...
...
...
...
...  0  CAPTAIN    4239374  db2agent (CAPTAIN) 0  ...
...  0  CAPTAIN    4239374  db2agent (CAPTAIN) 0  ...
```

```

...
...
...      0 CAPTAIN          4239374 db2agent (CAPTAIN) 0 ...
...
...

```

Output from this query (continued).

```

... TID APPL_ID          COMPONENT          ...
-----
...  1 9.26.15.148.36942.051124025612 oper system services ...
...
...
...
...
...  1 9.26.15.148.36942.051124025612 base sys utilities ...
...  1 9.26.15.148.36942.051124025612 relation data serv ...
...
...
...  1 9.26.15.148.36942.051124025612 relation data serv ...
...
...

```

Output from this query (continued).

```

... FUNCTION          PROBE  MSGNUM    MSGTYPE ...
-----
... sqloSleepInstance    38      504  ADM    ...
...
...
...
...
... sqlMarkDBad          10      7518  ADM    ...
... sqlrr_dump_ffdc      10       1    ADM    ...
...
...
... sqlrr_dump_ffdc      10       1    ADM    ...
...

```

Output from this query (continued).

```

... MSGSEVERITY MSG
-----
... C      ADM0504C An unexpected internal
...      processing error has occurred. ALL
...      Db2 PROCESSES ASSOCIATED WITH THIS
...      INSTANCE HAVE BEEN SUSPENDED.
...      Diagnostic information has been
...      recorded. Contact IBM Support
...      for further assistance.
... C      ADM7518C "CAPTAIN " marked bad.
... C      ADM0001C A severe error has occurred.
...      Examine the administration notification
...      log and contact IBM Support if
...      necessary.
... C      ADM0001C A severe error has occurred.
...      Examine the administration notification
...      log and contact IBM Support if necessary.

```

PD_GET_LOG_MSGS table function

The PD_GET_LOG_MSGS table function returns the same information as the PDLOGMSG_LAST24HOURS administrative view, but allows you to specify a specific time period that is not limited to the last 24 hours.

Refer to [Table 224 on page 1136](#) for a complete list of information that can be returned.

Authorization

One of the following authorizations is required:

- EXECUTE privilege on the PD_GET_LOG_MSGS table function
- DATAACCESS authority
- DBADM authority
- SQLADM authority

Default PUBLIC privilege

In a non-restrictive database, EXECUTE privilege is granted to PUBLIC when the function is automatically created.

Syntax

►► PD_GET_LOG_MSGS ((— *oldest_timestamp* — , — *member* —)) ►►

The schema is SYSPROC.

Table function parameter

oldest_timestamp

An input argument of type TIMESTAMP that specifies a valid timestamp. Entries are returned starting with the most current timestamp and ending with the log entry with the timestamp specified by this input argument. If a null value is specified, all log entries are returned.

member

An optional input argument of type INTEGER that specifies a valid database member from which the records should be fetched from. Specify -1 or null for the current member, or -2 for information from all active database members. An active database member is where the database is available for connection and use by applications. If a cluster caching facility (CF) is specified, an active member will be used to request this data. If the notification log is not accessible, an error will be returned.

If the parameter is not specified, the default value is all active database members.

Information returned

Note: In a multi-member environment, the order in which log messages are returned cannot be guaranteed. If the order of log records is important, the results should be sorted by timestamp.

Column name	Data type	Description
TIMESTAMP	TIMESTAMP	The time when the entry was logged.
TIMEZONE	INTEGER	Time difference (in minutes) from Universal Coordinated Time (UCT). For example, -300 is EST.
INSTANCENAME	VARCHAR(128)	Name of the instance that generated the message.
DBPARTITIONNUM	SMALLINT	dbpartitionnum - Database partition number monitor element
DBNAME	VARCHAR(128)	The database on which the error or event occurred.

Table 224. Information returned by the PDLOGMSGs_LAST24HOURS administrative view and the PD_GET_LOG_MSGS table function (continued)

Column name	Data type	Description
PID	BIGINT	Process ID of the process that generated the message.
PROCESSNAME	VARCHAR(255)	Name of process that generated the message.
TID	BIGINT	ID of the thread within the process that generated the message.
APPL_ID	VARCHAR(64)	appl_id - Application ID monitor element
COMPONENT	VARCHAR(255)	The name of the database component that is providing the message. For messages written by user applications using the db2AdminMsgWrite API, "User Application" is returned.
FUNCTION	VARCHAR(255)	The name of the database function that is providing the message. For messages written by user applications using the db2AdminMsgWrite API, "User Function" is returned.
PROBE	INTEGER	Unique internal identifier that allows Customer Support and Development to locate the point in the source code that generated the message.
MSGNUM	INTEGER	The numeric message number for the error or event.
MSGTYPE	CHAR(3)	Indicates the message type: ADM (for messages written to the administration notification log) or NULL if the message type cannot be determined.
MSGSEVERITY	CHAR(1)	Message severity: C (critical), E (error), W (warning), I (informational) or NULL (if the message severity could not be determined).
MSG	CLOB(16K)	Notification log message text.
MEMBER	SMALLINT	member - Database member monitor element

Examples

Example 1: Retrieve all notification messages logged for database SAMPLE on instance XYZ in the last week for all database partitions. Report messages in chronological order.

```
SELECT TIMESTAMP, APPL_ID, DBPARTITIONNUM, MSG
FROM TABLE ( PD_GET_LOG_MSGS( CURRENT_TIMESTAMP - 7 DAYS)) AS T
WHERE INSTANCENAME = 'XYZ' AND DBNAME = 'SAMPLE'
ORDER BY TIMESTAMP ASC
```

The following is an example of output from this query.

TIMESTAMP	APPL_ID	DBPARTITIONNUM	...
2005-11-13-12.51.37.772000	*LOCAL.DB2.050324175005	0	...
2005-11-13-12.51.37.772001	*LOCAL.DB2.050324175005	0	...
2005-11-13-12.51.37.781000	*LOCAL.DB2.050324175005	0	...
2005-11-13-12.51.37.781001	*LOCAL.DB2.050324175005	0	...
2005-11-17-14.12.39.036001	*LOCAL.DB2.041117191249	0	...
2005-11-17-14.12.39.056000	*LOCAL.DB2.041117191249	0	...
2005-11-17-14.13.04.450000	*LOCAL.DB2.041117191307	0	...
2005-11-17-14.13.04.460000	*LOCAL.DB2.041117191307	0	...
2005-11-17-14.18.29.042000	*LOCAL.DB2.041117190824	0	...
...			
...			
...			

Output from this query (continued).

```
... MSG
... -----
... ADM5502W The escalation of "143" locks on table
... "SYSIBM .SYSINDEXAUTH" to lock intent "X" was successful.
... ADM5502W The escalation of "144" locks on table
... "SYSIBM .SYSINDEXES" to lock intent "X" was successful.
... ADM5502W The escalation of "416" locks on table
... "SYSIBM .SYSINDEXCOLUSE" to lock intent "X" was successful.
... ADM5500W Db2 is performing lock escalation. The total
... number of locks currently held is "1129", and the target
... number of locks to hold is "564".
... ADM7506W Database quiesce has been requested.
... ADM7507W Database quiesce request has completed successfully.
... ADM7510W Database unquiesce has been requested.
... ADM7509W Database unquiesce request has completed successfully.
... ADM4500W A package cache overflow condition has occurred. There
... is no error but this indicates that the package cache has
... exceeded the configured maximum size. If this condition persists,
... you may want to adjust the PCKCACHESZ DB configuration parameter.
```

Example 2: Retrieve all critical errors logged on instance XYZ for database partition 0 in the last day, sorted by most recent.

```
SELECT TIMESTAMP, DBNAME, MSG
FROM TABLE (PD_GET_LOG_MSGS(CURRENT_TIMESTAMP - 1 DAYS)) AS T
WHERE MSGSEVERITY = 'C' AND INSTANCENAME = 'XYZ' AND
DBPARTITIONNUM = 0
ORDER BY TIMESTAMP DESC
```

The following is an example of output from this query.

TIMESTAMP	DBNAME	MSG
2004-11-04-13.49.17.022000	TESTSBCS	ADM0503C An unexpected internal processing error has occurred. ALL Db2 PROCESSES ASSOCIATED WITH THIS INSTANCE HAVE BEEN SHUTDOWN. Diagnostic information has been recorded. Contact IBM Support for further


```

2004-11-04-11.32.26.760000 SAMPLE assistance.
ADM0503C An unexpected
internal processing error
has occurred. ALL Db2
PROCESSES ASSOCIATED WITH
THIS INSTANCE HAVE BEEN
SHUTDOWN. Diagnostic
information has been
recorded. Contact IBM
Support for further
assistance.

```

2 record(s) selected.

Example 3: Retrieve messages written by database processes servicing application with application ID of *LOCAL.DB2.050927195337, over the last day.

```

SELECT TIMESTAMP, MSG
FROM TABLE (PD_GET_LOG_MSGS(CURRENT_TIMESTAMP - 1 DAYS)) AS T
WHERE APPL_ID = '*LOCAL.DB2.050927195337'

```

The following is an example of output from this query.

TIMESTAMP	MSG
2005-06-27-21.17.12.389000	ADM4500W A package cache overflow condition has occurred. There is no error but this indicates that the package cache has exceeded the configured maximum size. If this condition persists, you may want to adjust the PCKCACHESZ DB configuration parameter.
2005-06-27-18.41.22.248000	ADM4500W A package cache overflow condition has occurred. There is no error but this indicates that the package cache has exceeded the configured maximum size. If this condition persists, you may want to adjust the PCKCACHESZ DB configuration parameter.
2005-06-27-12.51.37.772001	ADM5502W The escalation of "143" locks on table "SYSIBM .SYSINDEXAUTH" to lock intent "X" was successful.
2005-06-27-12.51.37.772000	ADM5502W The escalation of "144" locks on table "SYSIBM .SYSINDEXES" to lock intent "X" was successful.
2005-06-27-12.51.37.761001	ADM5502W The escalation of "416" locks on table "SYSIBM .SYSINDEXCOLUSE" to lock intent "X" was successful.
...	

Example 4: Find all instances of message ADM0504C in the notification log. Note that the messages considered are not limited by a timestamp. This could be an expensive operation if the notification logfile is very large.

```

SELECT TIMESTAMP, DBPARTITIONNUM, DBNAME, MSG
FROM TABLE (PD_GET_LOG_MSGS(CAST(NULL AS TIMESTAMP))) AS T
WHERE MSGNUM = 504 AND MSGTYPE = 'ADM' AND MSGSEVERITY = 'C'

```

The following is an example of output from this query.

TIMESTAMP	DBPARTITIONNUM	DBNAME	...
2005-11-23-21.56.41.240066	0	CAPTAIN	...
...			
...			
...			
...			
...			
...			
...			
...			

Output from this query (continued).

```
... APPL_ID                MSG
... -----
... 9.26.15.148.36942.051124025612  ADM0504C  An unexpected
...                                     internal processing error
...                                     has occurred.  ALL Db2
...                                     PROCESSES ASSOCIATED WITH
...                                     THIS INSTANCE HAVE BEEN
...                                     SUSPENDED.  Diagnostic
...                                     information has been
...                                     recorded.  Contact IBM
...                                     Support for further
...                                     assistance.
```

Example 5: Retrieve all notification messages for a specific member.

```
SELECT MEMBER,DBPARTITIONNUM,  TIMESTAMP, SUBSTR(MSG,1, 50)
FROM TABLE (PD_GET_LOG_MSGS(NULL,-2))
```

The following is an example of output from this query.

```
MEMBER DBPARTITIONNUM  TIMESTAMP                ...
-----
0      0 2011-04-27-09.51.17.725916 ...
2      2 2011-04-27-09.51.16.801966 ...
1      1 2011-04-27-09.51.16.747745 ...
3      3 2011-04-27-09.51.15.655162 ...

4 record(s) selected.
```

Output from this query (continued).

```
... 4
... -----
... ADM7513W Database manager has started.
... ADM7513W Database manager has started.
... ADM7513W Database manager has started.
... ADM7513W Database manager has started.
```

REORGCHK_IX_STATS procedure - Retrieve index statistics for reorganization evaluation

The REORGCHK_IX_STATS procedure returns a result set containing index statistics that indicate whether or not there is a need for reorganization.

Syntax

```
►► REORGCHK_IX_STATS — ( — scope — , — criteria — ) ◄◄
```

The schema is SYSPROC.

Procedure parameters

scope

An input argument of type CHAR(1) that specifies the scope of the tables that are to be evaluated, using one of the following values:

- 'T'
Table
- 'S'
Schema

criteria

An input argument of type VARCHAR(259).

If *scope* has a value of 'T', use this argument to specify one of the following values:

- A fully qualified table name
- The value ALL for all tables
- The value USER for all user-defined tables
- The value SYSTEM for system-defined tables

If *scope* has a value of 'S', use this argument to specify a schema name.

Authorization

- SELECT privilege on catalog tables.
- EXECUTE privilege on the REORGCHK_IX_STATS procedure.

Default PUBLIC privilege

In a non-restrictive database, EXECUTE privilege is granted to PUBLIC when the procedure is automatically created.

Example

```
CALL SYSPROC.REORGCHK_IX_STATS('T', 'JESCOTT.EMPLOYEE')
```

Usage note

The procedure uses the SYSTOOLSTMPSPACE table space. If SYSTOOLSTMPSPACE does not already exist, the procedure will create this table space.

Information returned

<i>Table 225. Information returned by the REORGCHK_IX_STATS procedure</i>		
Column name	Data type	Description
TABLE_SCHEMA	VARCHAR(128)	table_schema - Table schema name monitor element
TABLE_NAME	VARCHAR(128)	table_name - Table name monitor element
INDEX_SCHEMA	VARCHAR(128)	index_schema - Index schema monitor element
INDEX_NAME	VARCHAR(128)	index_name - Index name monitor element
DATAPARTITIONNAME	VARCHAR(128)	Name of the data partition. NULL for nonpartitioned tables.
INDCARD	BIGINT	Number of index entries in the index. This can be different than table cardinality for some indexes. For example, the index cardinality on XML columns might be greater than the table cardinality.
NLEAF	BIGINT	nleaf - Number of leaf pages monitor element

Table 225. Information returned by the REORGCHK_IX_STATS procedure (continued)

Column name	Data type	Description
NUM_EMPTY_LEAFS	BIGINT	Number of pseudo-empty index leaf pages.
NLEVELS	INTEGER	nlevels - Number of index levels monitor element
NUMRIDS_DELETED	BIGINT	Number of pseudo-deleted RIDs.
FULLKEYCARD	BIGINT	Number of unique index entries that are not marked deleted.
LEAF_REC_SIZE	BIGINT	Record size of the index entry on a leaf page. This is the average size of the index entry excluding any overhead and is calculated from the average column length of all columns participating in the index.
NONLEAF_REC_SIZE	BIGINT	Record size of the index entry on a non-leaf page. This is the average size of the index entry excluding any overhead and is calculated from the average column length of all columns participating in the index except any INCLUDE columns.
LEAF_PAGE_OVERHEAD	BIGINT	Reserved space on the index leaf page for internal use.
NONLEAF_PAGE_OVERHEAD	BIGINT	Reserved space on the index non-leaf page for internal use
PCT_PAGES_SAVED	SMALLINT	Percent of pages saved using Index Compression. A non-zero number indicates the index is compressed.
F4	INTEGER	F4 formula value.
F5	INTEGER	F5 formula value.
F6	INTEGER	F6 formula value.
F7	INTEGER	F7 formula value.
F8	INTEGER	F8 formula value.
REORG	CHAR(5)	A 5-character field, each character mapping to one of the five formulas: F4, F5, F6, F7, and F8; a dash means that the formula value is in the recommended range; an asterisk means that the formula value is out of the recommended range, indicating a need for reorganization.

REORGCHK_TB_STATS procedure - Retrieve table statistics for reorganization evaluation

The REORGCHK_TB_STATS procedure returns a result set containing table statistics that indicate whether or not there is a need for reorganization.

Syntax

```
► REORGCHK_TB_STATS ( — scope — , — criteria — ) ◄
```

The schema is SYSPROC.

Procedure parameters

scope

An input argument of type CHAR(1) that specifies the scope of the tables that are to be evaluated, using one of the following values:

'T'

Table

'S'

Schema

criteria

An input argument of type VARCHAR(259).

If *scope* has a value of 'T', use this argument to specify one of the following values:

- A fully qualified table name
- The value ALL for all tables
- The value USER for all user-defined tables
- The value SYSTEM for system-defined tables

If *scope* has a value of 'S', use this argument to specify a schema name.

Authorization

- SELECT privilege on catalog tables.
- EXECUTE privilege on the REORGCHK_TB_STATS procedure.

Default PUBLIC privilege

In a non-restrictive database, EXECUTE privilege is granted to PUBLIC when the procedure is automatically created.

Example

```
CALL SYSPROC.REORGCHK_TB_STATS('T', 'JESCOTT.EMPLOYEE')
```

Usage note

The procedure uses the SYSTOOLSTMPSPACE table space. If SYSTOOLSTMPSPACE does not already exist, the procedure will create this table space.

Information returned

<i>Table 226. Information returned by the REORGCHK_TB_STATS procedure</i>		
Column name	Data type	Description
TABLE_SCHEMA	VARCHAR(128)	table_schema - Table schema name monitor element
TABLE_NAME	VARCHAR(128)	table_name - Table name monitor element
DATAPARTITIONNAME	VARCHAR(128)	Name of the data partition. NULL for nonpartitioned tables.
CARD	BIGINT	Cardinality (number of rows in the table).
OVERFLOW	BIGINT	Number of overflow rows.
NPAGES	BIGINT	Total number of pages on which the rows of the table exist; -1 for a view or alias, or if statistics are not collected; -2 for a subtable or hierarchy table.
FPAGES	BIGINT	Total number of pages; -1 for a view or alias, or if statistics are not collected; -2 for a subtable or hierarchy table.
ACTIVE_BLOCKS	BIGINT	Total number of active blocks for a multidimensional clustering (MDC) or insert time clustering (ITC) table. This field is only applicable to tables defined using the ORGANIZE BY clause. It indicates the number of blocks of the table that contains data.
TSIZE	BIGINT	Size of the table.
F1	INTEGER	F1 formula value.
F2	INTEGER	F2 formula value.
F3	INTEGER	F3 formula value.
REORG	CHAR(3)	A 3-character field, each character mapping to one of the three formulas: F1, F2, and F3; a dash means that the formula value is in the recommended range; an asterisk means that the formula value is out of the recommended range, indicating a need for reorganization

SET_MAINT_MODE_RECORD_NO_TEMPORALHISTORY procedure - disable recording of temporal history

The SET_MAINT_MODE_RECORD_NO_TEMPORALHISTORY procedure sets the internal option to disable recording of temporal history for a system-period temporal table and allows values to be specified for the special temporal columns.

Authorization

One of the following authorizations is required:

- EXECUTE privilege on the routine

SECADM authority is required to grant EXECUTE privilege on the SET_MAINT_MODE_RECORD_NO_TEMPORALHISTORY procedure. EXECUTE privilege WITH GRANT OPTION cannot be granted for this routine (SQLSTATE 42501).

Default PUBLIC privilege

None

Syntax

► SET_MAINT_MODE_RECORD_NO_TEMPORALHISTORY — (—) ►

The schema is SYSPROC.

Usage notes

- Disabling the recording of temporal history for a system-period temporal table with the SET_MAINT_MODE_RECORD_NO_TEMPORALHISTORY procedure lasts for the duration of the current session.

Example

Set the internal option to disable recording of temporal history for a system-period temporal table and allow values to be specified for the special temporal columns.

```
call SYSPROC.SET_MAINT_MODE_RECORD_NO_TEMPORALHISTORY()
```

SQLERRM scalar functions - Retrieves error message information

There are two versions of the SQLERRM scalar function. The first allows for full flexibility of message retrieval including using message tokens and language selection. The second takes only an SQLCODE as an input parameter and returns the short message in English.

SQLERRM scalar function

This SQLERRM scalar function takes a message identifier, locale and token input and returns the short or long message in the specified locale. If the input locale is not supported by the server, the message is returned in English.

Syntax

► SQLERRM — (— *msgid* — , — *tokens* — , — *token_delimiter* — , — *locale* — , —) ►
 ► *shortmsg* —) ►

The schema is SYSPROC.

Scalar function parameters

msgid

An input argument of type VARCHAR(9) that represents the message number for which the information should be retrieved. The message number is the application return code prefixed with 'SQL', 'DBA' or 'CLI'. For example, 'SQL551', 'CLI0001'. The message number can also be an SQLSTATE, for example, '42829'.

tokens

An input argument of type VARCHAR(70) that represents the error message token list. Some messages might not have tokens. If this parameter is null, then no token replacement occurs in the returned message. Token replacement only occurs when returning the default short messages. If the long message option is selected, no token replacement occurs.

token_delimiter

An input argument of type VARCHAR(1) that represents the token delimiter. This delimiter must be unique and not contained in any tokens passed to the scalar function. If no delimiter is supplied, the default delimiter used is the semicolon.

locale

An input argument of type VARCHAR(33) that represents the locale to pass to the server in order to have the error message retrieved in that language. If no locale is specified, or the server does not support the locale, the message is returned in English and a warning is returned.

shortmsg

An input argument of type INTEGER that is used to indicate if the long message should be returned instead of the default short message. To return long messages, this value must be set to 0 or CAST(NULL as INTEGER).

Authorization

One of the following authorities is required to execute the routine:

- EXECUTE privilege on the routine
- DATAACCESS authority
- DBADM authority
- SQLADM authority

Default PUBLIC privilege

In a non-restrictive database, EXECUTE privilege is granted to PUBLIC when the function is automatically created.

Information returned

The data type of the result is VARCHAR(32672).

Examples

Example 1: Retrieve the English short message for SQL0551N with tokens "AYYANG", "UPDATE" and "SYSCAT.TABLES".

```
VALUES (SYSPROC.SQLERRM
('SQL551', 'AYYANG;UPDATE;SYSCAT.TABLES', ';', 'en_US', 1))
```

The following is an example of output returned.

```
1
-----
SQL0551N "AYYANG" does not have the privilege to perform operation
"UPDATE" on object "SYSCAT.TABLES"
```


Example 2: Retrieve the English error message associated with SQLSTATE 42501.

```
VALUES (SYSPROC.SQLERRM ('42501', '', '', 'en_US', 1))
```

The following is an example of output returned.

```
1
-----
SQLSTATE 42501: The authorization ID does not have the privilege to
perform the specified operation on the identified object.
```

Example 3: Retrieve the English long error message for SQL1001N.

```
VALUES (SYSPROC.SQLERRM ('SQL1001', '', '', 'en_US', 0))
```

The following is an example of output returned.

```
1
-----
SQL1001N "<name>" is not a valid database name.

Explanation:

The syntax of the database name specified in the command is not
valid. The database name must contain 1 to 8 characters and all
the characters must be from the database manager base character
set.

The command cannot be processed.

User Response:

Resubmit the command with the correct database name.

sqlcode : -1001
sqlstate : 2E000
```

SQLERRM scalar function

This SQLERRM scalar function takes an SQLCODE as the only input and returns the short message for the specified SQLCODE in English.

Syntax

```
►► SQLERRM — ( — sqlcode — ) ►►
```

The schema is SYSPROC.

Scalar function parameter

sqlcode

An input argument of type INTEGER that represents an SQLCODE.

Authorization

One of the following authorities is required to execute the routine:

- EXECUTE privilege on the routine
- DATAACCESS authority
- DBADM authority
- SQLADM authority

Default PUBLIC privilege

In a non-restrictive database, EXECUTE privilege is granted to PUBLIC when the function is automatically created.

Information returned

The data type of the result is VARCHAR(32672).

Example

Retrieve the short message for SQLCODE SQL0551N.

```
VALUES (SYSPROC.SQLERRM (551))
```

The following is an example of output returned.

```
1
-----
SQL0551N "" does not have the privilege to perform operation
"" on object "".
```

SYSINSTALOBJECTS

The SYSINSTALOBJECTS procedure creates, drops, verifies, or migrates the database objects that are required for a specific tool.

Syntax

```
►► SYSINSTALOBJECTS ( ( tool-name , action , tablespace-name ,
    schema-name ) ) ►►
```

The schema is SYSPROC.

Procedure parameters

tool-name

An input argument of type VARCHAR(128) that specifies the name of the tool that is to be loaded:

- 'DB2AC' for autonomous computing (health monitor)
- 'STMG_DBSIZE_INFO' for storage management
- 'OPT_PROFILES' for creating the optimization profile table
- 'POLICY' for policy (tables and triggers)
- 'EXPLAIN' for creating or migrating explain tables
- 'INGEST' for creating the restart table used by the ingest utility
- 'REPL_MQT' for creating the latency table for shadow tables
- 'GEO' for creating or updating Spatial Analytics artifacts

action

An input argument of type CHAR(1) that specifies the action that is to be taken:

- C** Create objects.
- D** Drop objects.
- V** Verify objects.

M

Migrate objects. The M option is valid only when used with the tool name EXPLAIN. This option migrates explain tables that were created in Version 7 or later to be compatible with the current version.

tablespace-name

An input argument of type VARCHAR(128) that specifies the name of the table space in which the objects reside. If the tool name is EXPLAIN and the action is M, the specified value (if any) is ignored and the objects are created in the table space where the explain tables that are being migrated were created. Otherwise, the default is the SYSTOOLSPACE table space. If SYSTOOLSPACE does not already exist, it is created.

schema-name

An input argument of type VARCHAR(128):

- If the tool name is EXPLAIN, the name of the schema where the tables reside. The default is SYSTOOLS.
- If the tool name is GEO, the name of the schema where the Spatial Analytics metadata tables are installed. The default is SYSGEO.
- Otherwise, the specified value (if any) is ignored and the SYSTOOLS schema is used.

Authorization

One of the following authorities is required to execute the procedure:

- EXECUTE privilege on the procedure
- DATAACCESS authority
- DBADM authority
- SQLADM authority

Default PUBLIC privilege

In a non-restrictive database, EXECUTE privilege is granted to PUBLIC when the procedure is automatically created.

Examples

- Migrate all explain tables.

```
CALL SYSPROC.SYSINSTALLOBJECTS('EXPLAIN', 'M', CAST (NULL AS VARCHAR(128)), CAST (NULL AS VARCHAR(128)))
```

- Enabling the Spatial Analytics component:

```
CALL SYSPROC.SYSINSTALLOBJECTS('GEO', 'C', CAST (NULL AS VARCHAR(128)), CAST (NULL AS VARCHAR(128)))
```

- Verify objects that are used for autonomous computing (health monitor).

```
CALL SYSPROC.SYSINSTALLOBJECTS('DB2AC', 'V', CAST (NULL AS VARCHAR(128)), CAST (NULL AS VARCHAR(128)))
```

This CALL statement results in the following message:

```
SQL0438N Application raised error or warning with diagnostic text: "DB2AC INVALID".  
SQLSTATE=3900
```


Chapter 11. Deprecated SQL administrative routines and views

Expanded support is provided for the existing administrative routines and views by replacing them with new, more comprehensive routines or views.

Starting with Version 10.1, routines with version-suffixed names are deprecated. The names of the routines do not have a version suffix so that the names remain consistent across releases. The replacement routines without a version-suffix might include modifications such as: columns added or removed, new data types for existing columns, or new values for existing columns. Use good practices when issuing queries on SQL administrative routines to minimize the impact from changes to these routines.

The following table provides a list of all the SQL administrative routines or views that are currently deprecated:

Table 227. Deprecated SQL administrative routines or views and their replacement routines or views

Deprecated routine or view	Deprecated since	New routine or view	Replacement available since
GET_ROUTINE_SAR procedure	Version 11.5	Not available	
"APPL_PERFORMANCE administrative view - Retrieve percentage of rows selected for an application" on page 1197	Version 10.5	"MON_CONNECTION_SUMMARY - Retrieve metrics for all connections" on page 372	
"APPLICATIONS administrative view - Retrieve connected database application information" on page 1199	Version 10.5	"MON_GET_CONNECTION table function - Get connection metrics" on page 532	
"BP_HITRATIO administrative view - Retrieve bufferpool hit ratio information" on page 1204	Version 10.5	"MON_BP_UTILIZATION administrative view - Retrieve metrics for bufferpools" on page 364	
"BP_READ_IO administrative view - Retrieve bufferpool read performance information" on page 1206	Version 10.5	"MON_BP_UTILIZATION administrative view - Retrieve metrics for bufferpools" on page 364	
"BP_WRITE_IO administrative view - Retrieve bufferpool write performance information" on page 1208	Version 10.5	"MON_BP_UTILIZATION administrative view - Retrieve metrics for bufferpools" on page 364	
"CONTAINER_UTILIZATION administrative view - Retrieve table space container and utilization information" on page 1210	Version 10.5	"MON_GET_CONTAINER table function - Get table space container metrics" on page 568	
"LOG_UTILIZATION administrative view - Retrieve log utilization information" on page 1272	Version 10.5	"MON_TRANSACTION_LOG_UTILIZATION administrative view - Retrieve log utilization information" on page 395	Version 10.5
"LONG_RUNNING_SQL administrative view" on page 1273	Version 10.5	"MON_CURRENT_SQL - Retrieve key metrics for all activities on all members" on page 376	
"SNAP_WRITE_FILE procedure" on page 1451	Version 10.5	Not available	
"SNAPAGENT administrative view and SNAP_GET_AGENT table function - Retrieve agent logical data group application snapshot information" on page 1279	Version 10.5	"MON_GET_CONNECTION table function - Get connection metrics" on page 532 and "MON_GET_AGENT table function - List agents, fenced mode processes, and system entities for the database" on page 494	
"SNAPAPPL administrative view and SNAP_GET_APPL table function - Retrieve appl logical data group snapshot information" on page 1301	Version 10.5	"MON_GET_CONNECTION table function - Get connection metrics" on page 532	
"SNAPAPPL_INFO administrative view and SNAP_GET_APPL_INFO table function - Retrieve appl_info logical data group snapshot information" on page 1287	Version 10.5	"MON_GET_CONNECTION table function - Get connection metrics" on page 532	
"SNAPBP administrative view and SNAP_GET_BP table function - Retrieve bufferpool logical group snapshot information" on page 1316	Version 10.5	"MON_GET_BUFFERPOOL table function - Get buffer pool metrics" on page 513	
"SNAPBP_PART administrative view and SNAP_GET_BP_PART table function - Retrieve bufferpool_nodeinfo logical data group snapshot information" on page 1321	Version 10.5	"MON_GET_BUFFERPOOL table function - Get buffer pool metrics" on page 513	

Table 227. Deprecated SQL administrative routines or views and their replacement routines or views (continued)

Deprecated routine or view	Deprecated since	New routine or view	Replacement available since
"SNAPCONTAINER administrative view and SNAP_GET_CONTAINER table function - Retrieve tablespace_container logical data group snapshot information" on page 1329	Version 10.5	"MON_GET_CONTAINER table function - Get table space container metrics" on page 568	
"SNAPDB administrative view and SNAP_GET_DB table function - Retrieve snapshot information from the dbase logical group" on page 1335	Version 10.5	"MON_GET_DATABASE table function - Get database metrics" on page 571	Version 10.5
"SNAPDBM administrative view and SNAP_GET_DBM table function - Retrieve the dbm logical grouping snapshot information" on page 1363	Version 10.5	"MON_GET_INSTANCE table function - Get instance level information" on page 622	Version 10.5
"SNAPFCM administrative view and SNAP_GET_FCM table function - Retrieve the fcm logical data group snapshot information" on page 1383	Version 10.5	"MON_GET_FCM - Get FCM metrics" on page 607	
"SNAPDETAILLOG administrative view and SNAP_GET_DETAILLOG table function - Retrieve snapshot information from the detail_log logical data group" on page 1374	Version 10.5	"MON_GET_TRANSACTION_LOG table function - Get log information" on page 843	Version 10.5
"SNAPFCM_PART administrative view and SNAP_GET_FCM_PART table function - Retrieve the fcm_node logical data group snapshot information" on page 1386	Version 10.5	"MON_GET_FCM - Get FCM metrics" on page 607	
"SNAPSTMT administrative view and SNAP_GET_STMT table function - Retrieve statement snapshot information" on page 1408	Version 10.5	"MON_CURRENT_SQL - Retrieve key metrics for all activities on all members" on page 376 and "MON_GET_CONNECTION table function - Get connection metrics" on page 532	Version 9.7
"SNAPTbsp administrative view and SNAP_GET_TBSP table function - Retrieve table space logical data group snapshot information" on page 1424	Version 10.5	"MON_GET_TABLESPACE table function - Get table space metrics" on page 820	
"SNAPTbsp_PART administrative view and SNAP_GET_TBSP_PART table function - Retrieve tablespace_nodeinfo logical data group snapshot information" on page 1430	Version 10.5	"MON_GET_TABLESPACE table function - Get table space metrics" on page 820	
"SNAPTbsp QUIESCER administrative view and SNAP_GET_TBSP QUIESCER table function - Retrieve quiescer table space snapshot information" on page 1443	Version 10.5	"MON_GET_TABLESPACE QUIESCER table function - Get information about quiesced table spaces " on page 833	Version 10.5 Fix Pack 3
"SNAPTbsp_RANGE administrative view and SNAP_GET_TBSP_RANGE table function - Retrieve range snapshot information" on page 1404	Version 10.5	"MON_GET_TABLESPACE_RANGE table function - Get information about table space ranges " on page 836	Version 10.5 Fix Pack 3
"SNAPUTIL administrative view and SNAP_GET_UTIL table function - Retrieve utility_info logical data group snapshot information" on page 1447	Version 10.5	"MON_GET_UTILITY table function - Get utilities running on the database" on page 885	Version 10.5
"TBSP_UTILIZATION administrative view - Retrieve table space configuration and utilization information" on page 1592	Version 10.5	"MON_TBSP_UTILIZATION - Retrieve monitoring metrics for all table spaces and all database partitions" on page 390	
"ADMIN_GET_DBP_MEM_USAGE table function - Get total memory consumption for instance" on page 1156	Version 10.1	"ADMIN_GET_MEM_USAGE table function - Get total memory consumption for instance" on page 161	Version 10.1
"ADMININTABCOMPRESSINFO administrative view and ADMIN_GET_TAB_COMPRESS_INFO table function (deprecated) - returns compressed information" on page 1157	Version 10.1	"ADMIN_GET_TAB_COMPRESS_INFO table function - estimate compression savings" on page 174 and "ADMIN_GET_TAB_DICTIONARY_INFO table function - report properties of existing table dictionaries" on page 177	Version 10.1
"ADMIN_GET_TAB_COMPRESS_INFO_V97 " on page 1163	Version 10.1	"ADMIN_GET_TAB_COMPRESS_INFO table function - estimate compression savings" on page 174 and "ADMIN_GET_TAB_DICTIONARY_INFO table function - report properties of existing table dictionaries" on page 177	Version 10.1
"ADMIN_GET_TAB_INFO_V95 table function - Retrieve size and state information for tables" on page 1169	Version 10.1	"ADMIN_GET_TAB_INFO table function" on page 181	Version 10.1
"ADMIN_GET_TAB_INFO_V97 table function - Retrieve size and state information for tables" on page 1175	Version 10.1	"ADMIN_GET_TAB_INFO table function" on page 181	Version 10.1
"AM_BASE_RPT_RECOMS - Recommendations for activity reports" on page 1182	Version 10.1	Not available	Version 10.1

Table 227. Deprecated SQL administrative routines or views and their replacement routines or views (continued)

Deprecated routine or view	Deprecated since	New routine or view	Replacement available since
“AM_BASE_RPTS - Activity event monitor reports” on page 1183	Version 10.1	Not available	Version 10.1
“AM_DROP_TASK - Delete a monitoring task” on page 1185	Version 10.1	Not available	Version 10.1
“AM_GET_LOCK_CHN_TB - Retrieve application lock chain data in a tabular format” on page 1185	Version 10.1	Not available	Version 10.1
“AM_GET_LOCK_CHNS - Retrieve lock chain information for a specific application” on page 1186	Version 10.1	Not available	Version 10.1
“AM_GET_LOCK_RPT - Retrieve application lock details” on page 1187	Version 10.1	Not available	Version 10.1
“AM_GET_RPT - Retrieve activity monitor data” on page 1195	Version 10.1	Not available	Version 10.1
“AM_SAVE_TASK - Create or modify a monitoring task” on page 1196	Version 10.1	Not available	Version 10.1
“APPLICATION_ID ” on page 1203	Version 10.1	“MON_GET_APPLICATION_ID - Get connection application ID” on page 508	Version 10.1
“REG_VARIABLES administrative view - Retrieve database registry settings in use” on page 1276	Version 10.1	“ENV_GET_REG_VARIABLES table function - Retrieve database registry settings that are in use” on page 335	Version 10.1
“SNAPAGENT_MEMORY_POOL administrative view and SNAP_GET_AGENT_MEMORY_POOL table function - Retrieve memory_pool logical data group snapshot information” on page 1282	Version 10.1	“MON_GET_MEMORY_POOL - get memory pool information” on page 633 and “MON_GET_MEMORY_SET - get memory set information ” on page 635	Version 10.1
“SNAP_GET_APPL_INFO_V95 table function - Retrieve appl_info logical data group snapshot information” on page 1295	Version 10.1	“MON_GET_CONNECTION table function - Get connection metrics” on page 532	Version 10.1
“SNAP_GET_APPL_V95 table function - Retrieve appl logical data group snapshot information” on page 1309	Version 10.1	“MON_GET_CONNECTION table function - Get connection metrics” on page 532	Version 10.1
“SNAP_GET_BP_V95 table function - Retrieve bufferpool logical group snapshot information” on page 1325	Version 10.1	“MON_GET_BUFFERPOOL table function - Get buffer pool metrics” on page 513	Version 10.1
“SNAP_GET_CONTAINER_V91 table function - Retrieve tablespace_container logical data group snapshot information” on page 1333	Version 10.1	“MON_GET_CONTAINER table function - Get table space container metrics” on page 568	Version 10.1
“SNAP_GET_DB_V97 table function - Retrieve snapshot information from the dbase logical group” on page 1353	Version 10.1	“MON_GET_DATABASE table function - Get database metrics” on page 571	Version 10.1
“SNAP_GET_DBM_V95 table function - Retrieve the dbm logical grouping snapshot information” on page 1371	Version 10.1	“MON_GET_INSTANCE table function - Get instance level information” on page 622	Version 10.1
“SNAP_GET_DETAILLOG_V91 table function - Retrieve snapshot information from the detail_log logical data group” on page 1377	Version 10.1	MON_GET_TRANSACTION_LOG table function	Version 10.1
“SNAP_GET_DYN_SQL_V95 table function - Retrieve dynsql logical group snapshot information” on page 1379	Version 10.1	“SNAP_GET_DYN_SQL table function” on page 976	Version 10.1
“SNAPSTORAGE_PATHS administrative view and SNAP_GET_STORAGE_PATHS_V97 table function - Retrieve automatic storage path information” on page 1415	Version 10.1	“ADMIN_GET_STORAGE_PATHS table function - retrieve automatic storage path information” on page 164	Version 10.1
“SNAPTAB administrative view and SNAP_GET_TAB table function - Retrieve table logical data group snapshot information” on page 1419	Version 10.1	“MON_GET_BUFFERPOOL table function - Get buffer pool metrics” on page 513, “MON_GET_TABLE table function - get table metrics” on page 814, “MON_GET_TABLESPACE table function - Get table space metrics” on page 820, and “MON_BP_UTILIZATION administrative view - Retrieve metrics for bufferpools” on page 364	Version 10.1
“SNAP_GET_TAB_V91 ” on page 1422	Version 10.1	“MON_GET_TABLE table function - get table metrics” on page 814	Version 10.1
“SNAP_GET_TBSP_PART_V97 table function - Retrieve tablespace_nodeinfo logical data group snapshot information” on page 1435	Version 10.1	“MON_GET_TABLESPACE table function - Get table space metrics” on page 820	Version 10.1
“SNAP_GET_TBSP_V91 ” on page 1439	Version 10.1	“MON_GET_TABLESPACE table function - Get table space metrics” on page 820	Version 10.1

Table 227. Deprecated SQL administrative routines or views and their replacement routines or views (continued)

Deprecated routine or view	Deprecated since	New routine or view	Replacement available since
“SNAPHADR administrative view and SNAP_GET_HADR table function - Retrieve hadr logical data group snapshot information” on page 1389	Version 10.1	“MON_GET_HADR table function - Returns high availability disaster recovery (HADR) monitoring information” on page 610	Version 10.1
“WLM_GET_SERVICE_CLASS_AGENTS_V97 - List agents running in a service class” on page 1601	Version 10.1	“MON_GET_AGENT table function - List agents, fenced mode processes, and system entities for the database” on page 494	Version 10.1
“WLM_GET_SERVICE_CLASS_WORKLOAD_OCCURRENCE_S_V97 - List of workload occurrences” on page 1608	Version 10.1	“WLM_GET_SERVICE_CLASS_WORKLOAD_OCCURRENCE_S - list workload occurrences” on page 1095	Version 10.1
“WLM_GET_SERVICE_SUBCLASS_STATS_V97 - return statistics of service subclasses” on page 1611	Version 10.1	“WLM_GET_SERVICE_SUBCLASS_STATS table function - Return statistics of service subclasses” on page 1098	Version 10.1
“WLM_GET_WORKLOAD_OCCURRENCE_ACTIVITIES_V97 - Return a list of activities” on page 1617	Version 10.1	“MON_GET_ACTIVITY table function - Return a list of activities” on page 454	Version 10.1
“WLM_GET_WORKLOAD_STATS_V97 - return workload statistics” on page 1620	Version 10.1	“WLM_GET_WORKLOAD_STATS table function - Return workload statistics” on page 1100	Version 10.1
“DB_PARTITIONS” on page 1212	Version 9.8	“DB2_MEMBER and DB2_CF administrative views and DB2_GET_INSTANCE_INFO table function” on page 322	Version 9.8
“SNAPDB_MEMORY_POOL administrative view and SNAP_GET_DB_MEMORY_POOL table function - Retrieve database level memory usage information” on page 1348	Version 9.7	“MON_GET_MEMORY_SET - get memory set information” on page 635 “MON_GET_MEMORY_POOL - get memory pool information” on page 633	Version 9.7 Fix Pack 5
“SNAPDBM_MEMORY_POOL administrative view and SNAP_GET_DBM_MEMORY_POOL table function - Retrieve database manager level memory usage information” on page 1368	Version 9.7	“MON_GET_MEMORY_SET - get memory set information” on page 635 “MON_GET_MEMORY_POOL - get memory pool information” on page 633	Version 9.7 Fix Pack 5
“LOCKS_HELD administrative view - Retrieve information about locks held” on page 1265	Version 9.7	“MON_GET_APPL_LOCKWAIT - Get information about locks for which an application is waiting” on page 503 “MON_GET_LOCKS - List all locks in the currently connected database” on page 628 “MON_FORMAT_LOCK_NAME - Format the internal lock name and return details” on page 420 “MON_LOCKWAITS administrative view - Retrieve metrics for applications that are waiting to obtain locks” on page 382	Version 9.7 Fix Pack 1
“LOCKWAITS administrative view - Retrieve current lockwaits information” on page 1268	Version 9.7	“MON_GET_APPL_LOCKWAIT - Get information about locks for which an application is waiting” on page 503 “MON_GET_LOCKS - List all locks in the currently connected database” on page 628 “MON_FORMAT_LOCK_NAME - Format the internal lock name and return details” on page 420 “MON_LOCKWAITS administrative view - Retrieve metrics for applications that are waiting to obtain locks” on page 382	Version 9.7 Fix Pack 1
“SNAPLOCK administrative view and SNAP_GET_LOCK table function - Retrieve lock logical data group snapshot information” on page 1393	Version 9.7	“MON_GET_APPL_LOCKWAIT - Get information about locks for which an application is waiting” on page 503 “MON_GET_LOCKS - List all locks in the currently connected database” on page 628 “MON_FORMAT_LOCK_NAME - Format the internal lock name and return details” on page 420 “MON_LOCKWAITS administrative view - Retrieve metrics for applications that are waiting to obtain locks” on page 382	Version 9.7 Fix Pack 1

Table 227. Deprecated SQL administrative routines or views and their replacement routines or views (continued)

Deprecated routine or view	Deprecated since	New routine or view	Replacement available since
"SNAPLOCKWAIT administrative view and SNAP_GET_LOCKWAIT table function - Retrieve lockwait logical data group snapshot information" on page 1398	Version 9.7	"MON_GET_APPL_LOCKWAIT - Get information about locks for which an application is waiting" on page 503	Version 9.7 Fix Pack 1
		"MON_GET_LOCKS - List all locks in the currently connected database" on page 628	
		"MON_FORMAT_LOCK_NAME - Format the internal lock name and return details" on page 420 "MON_LOCKWAITS administrative view - Retrieve metrics for applications that are waiting to obtain locks" on page 382	
"WLM_GET_ACTIVITY_DETAILS - Return detailed information about a specific activity" on page 1595	Version 9.5	"MON_GET_ACTIVITY_DETAILS table function - Return information about an activity as an XML document" on page 472	Version 9.7
"GET_DB_CONFIG" on page 1221	Version 9.1	"DBCFCG administrative view and DB_GET_CFG table function - Retrieve database configuration parameter information" on page 310	Version 9.1
"GET_DBM_CONFIG" on page 1222	Version 9.1	"DBMCFG administrative view and DBM_GET_CFG table function - Retrieve database manager configuration parameter information" on page 313	Version 9.1
GET_ROUTINE_SAR procedure	Version 9.1	CREATE PROCEDURE	Version 9.1
PUT_ROUTINE_SAR procedure	Version 9.1	CREATE PROCEDURE	Version 9.1
"SNAP_GET_STO_PATHS" on page 1414	Version 9.1	"ADMIN_GET_STORAGE_PATHS table function - retrieve automatic storage path information" on page 164	Version 10.1
"SYSINSTALLROUTINES" on page 1592	Version 9.1	Not available	

The health monitor has been deprecated. The health monitor routines are also deprecated and might be removed from future releases. A new suite of GUI tools for managing data and data-centric applications is available and can be used instead of the discontinued Control Center tools. For more information, see Database management and application development tools.

The following section is a list of the deprecated health monitor routines:

- ["HEALTH_CONT_HI" on page 1223](#)
- ["HEALTH_CONT_HI_HIS" on page 1225](#)
- ["HEALTH_CONT_INFO" on page 1227](#)
- ["HEALTH_DB_HI" on page 1229](#)
- ["HEALTH_DB_HI_HIS" on page 1232](#)
- ["HEALTH_DB_HIC" on page 1235](#)
- ["HEALTH_DB_HIC_HIS" on page 1237](#)
- ["HEALTH_DB_INFO" on page 1240](#)
- ["HEALTH_DBM_HI" on page 1242](#)
- ["HEALTH_DBM_HI_HIS" on page 1243](#)
- ["HEALTH_DBM_INFO" on page 1245](#)
- ["HEALTH_GET_ALERT_ACTION_CFG" on page 1247](#)
- ["HEALTH_GET_ALERT_CFG" on page 1250](#)
- ["HEALTH_GET_IND_DEFINITION" on page 1253](#)
- ["HEALTH_HI_REC" on page 1255](#)
- ["HEALTH_TBS_HI" on page 1257](#)
- ["HEALTH_TBS_HI_HIS" on page 1259](#)
- ["HEALTH_TBS_INFO" on page 1263](#)

ADMIN_GET_DBP_MEM_USAGE table function - Get total memory consumption for instance

The ADMIN_GET_DBP_MEM_USAGE table function gets the total memory consumption for a given instance.

Note: This table function has been deprecated and replaced by the “ADMIN_GET_MEM_USAGE table function - Get total memory consumption for instance” on page 161.

The ADMIN_GET_DBP_MEM_USAGE table function takes an optional input argument *member* (INTEGER type), which specifies a valid database member number, and returns only statistics for that single database member. If the argument is omitted, statistics are returned for all active database members. When in a multi-member environment, if you specify -1 or a NULL value for *member*, data is returned from the currently connected member.

Syntax

➤ ADMIN_GET_DBP_MEM_USAGE (*member*) ➤

The schema is SYSPROC.

Table function parameters

member

An optional input argument of type integer that specifies the database member from which the memory usage statistics will be retrieved. If -1 or the NULL value is specified, data will be returned from the currently connected member.

Authorization

One of the following authorities is required to execute the routine:

- EXECUTE privilege on the routine
- DATAACCESS authority
- DBADM authority
- SQLADM authority

Default PUBLIC privilege

In a non-restrictive database, EXECUTE privilege is granted to PUBLIC when the function is automatically created.

Information returned

Table 228. The result set for ADMIN_GET_DBP_MEM_USAGE		
Column Name	Data Type	Description
DBPARTITIONNUM	SMALLINT	dbpartitionnum - Database partition number monitor element
MAX_PARTITION_MEM	BIGINT	The maximum amount of instance memory (in bytes) allowed to be consumed in the database partition if an instance memory limit is enforced.
CURRENT_PARTITION_MEM	BIGINT	The amount of instance memory (in bytes) currently consumed in the database partition.

Table 228. The result set for ADMIN_GET_DBP_MEM_USAGE (continued)

Column Name	Data Type	Description
PEAK_PARTITION_MEM	BIGINT	The peak or high watermark consumption of instance memory (in bytes) in the database partition.

Examples

Example 1: Retrieve memory usage statistics from database partition 3

```
SELECT * FROM TABLE (SYSPROC.ADMIN_GET_DBP_MEM_USAGE(3)) AS T
```

DBPARTITIONNUM	MAX_PARTITION_MEM	CURRENT_PARTITION_MEM	PEAK_PARTITION_MEM
3	500000000	381000000	481000000

1 record(s) selected.

Example 2: Retrieve memory usage statistics from the currently connected member (assuming the user is connected to the database at member 2.)

```
SELECT * FROM TABLE (SYSPROC.ADMIN_GET_DBP_MEM_USAGE(-1)) AS T
```

DBPARTITIONNUM	MAX_PARTITION_MEM	CURRENT_PARTITION_MEM	PEAK_PARTITION_MEM
2	500000000	381000000	481000000

1 record(s) selected.

Example 3: Retrieve memory usage statistics from all members

```
SELECT * FROM TABLE (SYSPROC.ADMIN_GET_DBP_MEM_USAGE()) AS T
```

DBPARTITIONNUM	MAX_PARTITION_MEM	CURRENT_PARTITION_MEM	PEAK_PARTITION_MEM
0	500000000	381000000	481000000
1	500000000	381000000	481000000
2	500000000	381000000	481000000
3	500000000	381000000	481000000

4 record(s) selected.

Example 4: Retrieve memory usage statistics in megabyte (MB) values

```
SELECT DBPARTITIONNUM, MAX_PARTITION_MEM/1048576 AS MAX_MEM_MB,
CURRENT_PARTITION_MEM/1048576 AS CURRENT_MEM_MB, PEAK_PARTITION_MEM/1048576
AS PEAK_MEM_MB FROM TABLE (SYSPROC.ADMIN_GET_DBP_MEM_USAGE()) AS T
```

DBPARTITIONNUM	MAX_MEM_MB	CURRENT_MEM_MB	PEAK_MEM_MB
0	4590	1107	1107
1	4590	1108	1108
2	4590	1106	1106

3 record(s) selected.

ADMINTABCOMPRESSINFO administrative view and ADMIN_GET_TAB_COMPRESS_INFO table function (deprecated) - returns compressed information

The ADMINTABCOMPRESSINFO administrative view and the ADMIN_GET_TAB_COMPRESS_INFO table function return compression information for tables, materialized query tables (MQT) and hierarchy tables.

Note: This administrative view and the associated table function has been deprecated and replaced by the following functions:

- [“ADMIN_GET_TAB_COMPRESS_INFO table function - estimate compression savings” on page 174.](#) Note that this replacement function has the same name as the deprecated function, but takes fewer arguments than the deprecated function.
- [“ADMIN_GET_TAB_DICTIONARY_INFO table function - report properties of existing table dictionaries” on page 177.](#)

This topic consists of the following sections:

- [“ADMINTABCOMPRESSINFO administrative view” on page 1158](#)
- [“ADMIN_GET_TAB_COMPRESS_INFO table function” on page 1159](#)

ADMINTABCOMPRESSINFO administrative view

The ADMINTABCOMPRESSINFO administrative view returns compression information for tables, materialized query tables (MQT) and hierarchy tables only. These table types are reported as T for table, S for materialized query tables and H for hierarchy tables in the SYSCAT.TABLES catalog view. The information is returned at both the data partition level and the database partition level for a table.

The schema is SYSIBMADM.

Refer to the [Information returned by ADMINTABCOMPRESSINFO administrative view and ADMIN_GET_TAB_COMPRESS_INFO table](#) for a complete list of information that can be returned.

Authorization

One of the following authorizations is required:

- SELECT privilege on the ADMINTABCOMPRESSINFO administrative view
- CONTROL privilege on the ADMINTABCOMPRESSINFO administrative view
- DATAACCESS authority

In addition, one of the following privileges or authorities is also required:

- EXECUTE privilege on the ADMIN_GET_TAB_COMPRESS_INFO table function
- DATAACCESS authority

Default PUBLIC privilege

None

Examples

Example 1: Retrieve all compression information for all tables

```
SELECT * FROM SYSIBMADM.ADMINTABCOMPRESSINFO
```

The following is an example of output from this query:

TABSHEMA	TABNAME	DBPARTITIONNUM	DATA_PARTITION_ID	COMPRESS_ATTR	...
SYSIBM	SYSTABLES	0	0	N	...
SYSIBM	SYSCOLUMNS	0	0	N	...
...					
SIMAP2	STAFF	0	0	Y	...
SIMAP2	PARTTAB	0	0	Y	...
...					

156 record(s) selected.

Output from this query (continued):

...	DICT_BUILDER	DICT_BUILD_TIMESTAMP	COMPRESS_DICT_SIZE	EXPAND_DICT_SIZE	...
...	NOT BUILT	-	0	0	...
...	NOT BUILT	-	0	0	...

```

... REORG          2006-08-27-19.07.36.000000          13312          5312 ...
... REORG          2006-08-27-22.07.17.000000          5760           4248 ...
...

```

Output from this query (continued):

```

... ROWS_SAMPLED  PAGES_SAVED_PERCENT  BYTES_SAVED_PERCENT  AVG_COMPRESS_REC_LENGTH
... -----
...              0              0              0              0
...              0              0              0              0
...
...             35             65             84             100
...             45             76             79             98
...

```

Example 2: Determine the dictionary building action and time of dictionary creation for all tables.

```

SELECT TABSCHEMA, TABNAME, DBPARTITIONNUM, DATA_PARTITION_ID, DICT_BUILDER,
       DICT_BUILD_TIMESTAMP
FROM SYSIBMADM.ADMINTABCOMPRESSINFO

```

The following is an example of output from this query:

```

TABSCHEMA  TABNAME      DBPARTITIONNUM  DATA_PARTITION_ID  DICT_BUILDER  DICT_BUILD_TIMESTAMP
-----
SYSIBM     SYSTABLES      0                0 NOT BUILT      -
SYSIBM     SYSCOLUMNS    0                0 NOT BUILT      -
...
SIMAP2     STAFF           0                0 REORG          2006-08-27-19.07.36.000000
SIMAP2     SALES           0                0 NOT BUILT      -
SIMAP2     CATALOG         0                0 NOT BUILT      -
...

156 record(s) selected.

```

ADMIN_GET_TAB_COMPRESS_INFO table function

The ADMIN_GET_TAB_COMPRESS_INFO table function returns the same information as the [ADMINTABCOMPRESSINFO administrative view](#), but allows you to specify a schema, table name and an execution mode.

Refer to the [Information returned by ADMINTABCOMPRESSINFO administrative view and ADMIN_GET_TAB_COMPRESS_INFO table](#) for a complete list of information that can be returned.

Syntax

```

▶▶ ADMIN_GET_TAB_COMPRESS_INFO  ( ( — tabschema  — , — tablename  — , — execmode  — ) )▶▶

```

The schema is SYSPROC.

Table function parameters

tabschema

An input argument of type VARCHAR(128) that specifies a schema name.

tablename

An input argument of type VARCHAR(128) that specifies a table name, a materialized query table name or a hierarchy table name.

execmode

An input argument of type VARCHAR(30) that specifies the execution mode. The execution mode can be one of the following modes:

- 'REPORT'-- Reports compression information as of last generation. This is the default value.

- 'ESTIMATE'-- Generates new compression information based on the current table.

Authorization

EXECUTE privilege on the ADMIN_GET_TAB_COMPRESS_INFO function.

Default PUBLIC privilege

None

Examples

Example 1: Retrieve existing compression information for table SIMAP2.STAFF

```
SELECT * FROM TABLE (SYSPROC.ADMIN_GET_TAB_COMPRESS_INFO('SIMAP2', 'STAFF', 'REPORT'))
AS T
```

The following is an example from output of this query:

```
TABSCHEMA TABNAME DBPARTITIONNUM DATA_PARTITION_ID COMPRESS_ATTR ...
-----
SIMAP2     STAFF           0                0 Y                ...

1 record(s) selected.
```

Output from this query (continued):

```
... DICT_BUILDER DICT_BUILD_TIMESTAMP COMPRESS_DICT_SIZE EXPAND_DICT_SIZE ...
... REORG       2006-08-27-19.07.36.000000 13312 5312 ...
```

Output from this query (continued):

```
... ROWS_SAMPLED PAGES_SAVED_PERCENT BYTES_SAVED_PERCENT AVG_COMPRESS_REC_LENGTH
... 35 65 84 100
```

Example 2: Retrieve estimated compression information for table SIMAP2.STAFF as of now.

```
SELECT * FROM TABLE (SYSPROC.ADMIN_GET_TAB_COMPRESS_INFO('SIMAP2', 'STAFF',
'ESTIMATE'))
AS T
```

The following is an example from output of this query:

```
TABSCHEMA TABNAME DBPARTITIONNUM DATA_PARTITION_ID COMPRESS_ATTR DICT_BUILDER ...
-----
SIMAP2     STAFF           0                0 Y                TABLE FUNCTION ...

1 record(s) selected.
```

Output from this query (continued):

```
... DICT_BUILD_TIMESTAMP COMPRESS_DICT_SIZE EXPAND_DICT_SIZE ROWS_SAMPLED ...
... 2006-08-28-19.18.13.000000 13508 6314 68 ...
```

Output from this query (continued):

```
... PAGES_SAVED_PERCENT BYTES_SAVED_PERCENT AVG_COMPRESS_REC_LENGTH
... 72 89 98
```

Example 3: Determine the total dictionary size for all tables in the schema SIMAP2

```
SELECT TABSCHEMA, TABNAME, DICT_BUILDER,
       (COMPRESS_DICT_SIZE+EXPAND_DICT_SIZE) AS TOTAL_DICT_SIZE,
       DBPARTITIONNUM, DATA_PARTITION_ID
FROM TABLE (SYSPROC.ADMIN_GET_TAB_COMPRESS_INFO('SIMAP2', '', 'REPORT')) AS T
```

Output from this query:

TABSCHEMA	TABNAME	DICT_BUILDER	TOTAL_DICT_SIZE	DBPARTITIONNUM	DATA_PARTITION_ID
SIMAP2	ACT	NOT BUILT	0	0	0
SIMAP2	ADEFUSR	NOT BUILT	0	0	0
...					
SIMAP2	INVENTORY	NOT BUILT	0	0	0
SIMAP2	ORG	NOT BUILT	0	0	0
SIMAP2	PARTTAB	REORG	10008	0	0
SIMAP2	PARTTAB	REORG	5464	0	1
SIMAP2	PARTTAB	REORG	8456	0	2
SIMAP2	PARTTAB	REORG	6960	0	3
SIMAP2	PARTTAB	REORG	7136	0	4
...					
SIMAP2	STAFF	REORG	18624	0	0
SIMAP2	SUPPLIERS	NOT BUILT	0	0	0
SIMAP2	TESTTABLE	NOT BUILT	0	0	0

28 record(s) selected.

Example 4: View a report of the dictionary information of tables in the SIMAP2 schema.

```
SELECT * FROM TABLE (SYSPROC.ADMIN_GET_TAB_COMPRESS_INFO('SIMAP2', '', 'REPORT'))
AS T
```

Output from this query:

TABSCHEMA	TABNAME	DBPARTITIONNUM	DATA_PARTITION_ID	COMPRESS_ATTR	DICT_BUILDER	...
SIMAP2	T1	0	0	Y	NOT BUILT	...
SIMAP2	T2	0	0	N	REORG	...
SIMAP2	T3	0	0	Y	INSPECT	...
SIMAP2	T4	0	0	N	NOT BUILT	...

4 record(s) selected.

Output from this query (continued):

...	DICT_BUILD_TIMESTAMP	COMPRESS_DICT_SIZE	EXPAND_DICT_SIZE	ROWS_SAMPLED	...
...	-	0	0	0	...
...	2007-02-03-17.35.28.000000	1280	2562	-	...
...	2007-02-03-17.35.44.000000	1340	2232	-	...
...	-	0	0	0	...

Output from this query (continued):

...	PAGES_SAVED_PERCENT	BYTES_SAVED_PERCENT	AVG_COMPRESS_REC_LENGTH
...	0	0	0
...	-	-	-
...	-	-	-
...	0	0	0

Usage notes

- If both the *tabschema* and *tablename* are specified, information is returned for that specific table only.
- If the *tabschema* is specified but *tablename* is empty (") or NULL, information is returned for all tables in the given schema.
- If the *tabschema* is empty (") or NULL and *tablename* is specified, an error is returned. To retrieve information for a specific table, the table must be identified by both schema and table name.

- If both *tabschema* and *tablename* are empty (") or NULL, information is returned for all tables.
- If *tabschema* or *tablename* do not exist, or *tablename* does not correspond to a table name (type T), a materialized query table name (type S) or a hierarchy table name (type H), an empty result set is returned.
- When the ADMIN_GET_TAB_COMPRESS_INFO table function is retrieving data for a given table, it will acquire a shared lock on the corresponding row of SYSTABLES to ensure consistency of the data that is returned (for example, to ensure that the table is not altered while information is being retrieved for it). The lock will only be held for as long as it takes to retrieve the compression information for the table, and not for the duration of the table function call.
- If the queried table is a non-XML table, there will be a row returned for the XML storage object (XDA).

Information returned

<i>Table 229. Information returned by ADMIN_TAB_COMPRESS_INFO administrative view and ADMIN_GET_TAB_COMPRESS_INFO</i>		
Column Name	Data Type	Description
TABSCHEMA	VARCHAR(128)	table_schema - Table schema name monitor element
TABNAME	VARCHAR(128)	table_name - Table name monitor element
DBPARTITIONNUM	SMALLINT	dbpartitionnum - Database partition number monitor element
DATA_PARTITION_ID	INTEGER	data_partition_id - Data partition identifier monitor element
COMPRESS_ATTR	CHAR(1)	The state of the COMPRESS attribute on the table which can be one of the following values: <ul style="list-style-type: none"> • 'Y' = Row compression is set to yes • 'N' = Row compression is set to no
DICT_BUILDER	VARCHAR(30)	Code path taken to build the dictionary which can be one of the following values: <ul style="list-style-type: none"> • 'INSPECT' = INSPECT ROWCOMPESTIMATE • 'LOAD' = LOAD INSERT/REPLACE • 'NOT BUILT' = no dictionary available • 'REDISTRIBUTE' = REDISTRIBUTE • 'REORG' = REORG RESETDICTIONARY • 'TABLE GROWTH' = INSERT • 'TABLE FUNCTION' = built by table function for the 'ESTIMATE' option
DICT_BUILD_TIMESTAMP	TIMESTAMP	Timestamp of when the dictionary was built. Timestamp granularity is to the second. If no dictionary is available, then the timestamp is NULL.
COMPRESS_DICT_SIZE	BIGINT	Size of compression dictionary measured in bytes.
EXPAND_DICT_SIZE	BIGINT	Size of the expansion dictionary measured in bytes. If a historical dictionary exists, this value is the sum of the current and historical dictionary sizes.
ROWS_SAMPLED	BIGINT	Number of records that contributed to building the dictionary. Migrated tables with compression dictionaries will return NULL in this column.

Table 229. Information returned by ADMIN_TAB_COMPRESS_INFO administrative view and ADMIN_GET_TAB_COMPRESS_INFO (continued)

Column Name	Data Type	Description
PAGES_SAVED_PERCENT	SMALLINT	Percentage of pages saved from compression. This information is based on the record data in the sample buffer only. Migrated tables with compression dictionaries will return NULL in this column.
BYTES_SAVED_PERCENT	SMALLINT	Percentage of bytes saved from compression. This information is based on the record data in the sample buffer only. Migrated tables with compression dictionaries will return NULL in this column.
AVG_COMPRESS_REC_LENGTH	SMALLINT	Average compressed record length of the records contributing to building the dictionary. Migrated tables with compression dictionaries will return NULL in this column.

ADMIN_GET_TAB_COMPRESS_INFO_V97

The ADMIN_GET_TAB_COMPRESS_INFO_V97 table function returns compression information for tables, materialized query tables (MQT) and hierarchy tables.

Note: This table function has been deprecated and replaced by the ADMIN_GET_TAB_COMPRESS_INFO table function and the ADMIN_GET_TAB_DICTIONARY_INFO table function.

Refer to the [Table 230 on page 1167](#) table for a complete list of information that can be returned.

Syntax

```

▶▶ ADMIN_GET_TAB_COMPRESS_INFO_V97  ( ( — tabschema — , — tablename — , →
    — execmode — ) ▶▶

```

The schema is SYSPROC.

Table function parameters

tabschema

An input argument of type VARCHAR(128) that specifies a schema name.

tablename

An input argument of type VARCHAR(128) that specifies a table name, a materialized query table name or a hierarchy table name.

execmode

An input argument of type VARCHAR(30) that specifies the execution mode. The execution mode can be one of the following modes:

- 'REPORT' -- Reports compression information as of last generation. This is the default value.
- 'ESTIMATE' -- Generates new compression information based on the current table.

Authorization

One of the following authorities is required to execute the routine:

- EXECUTE privilege on the routine
- DATAACCESS authority

- DBADM authority
- SQLADM authority

Default PUBLIC privilege

None

Examples

Example 1: Retrieve existing compression information for table SIMAP2.STAFF

```
SELECT *
FROM TABLE (
  SYSPROC.ADMIN_GET_TAB_COMPRESS_INFO_V97('SIMAP2', 'STAFF', 'REPORT'))
AS T
```

The following is an example from output of this query:

TABSCHEMA	TABNAME	DBPARTITIONNUM	DATA_PARTITION_ID	COMPRESS_ATTR	DICT_BUILDER	...
SIMAP2	STAFF	0	4	Y	REORG	...
SIMAP2	STAFF	0	4	Y	NOT BUILT	...

2 record(s) selected.

Output from this query (continued):

DICT_BUILD_TIMESTAMP	COMPRESS_DICT_SIZE	EXPAND_DICT_SIZE	ROWS_SAMPLED	...
2009-03-31-12.19.30.000000	13312	5296	35	...
-	0	0	0	...

Output from this query (continued):

PAGES_SAVED_PERCENT	BYTES_SAVED_PERCENT	AVG_COMPRESS_REC_LENGTH	OBJECT_TYPE
38	38	27	DATA
0	0	0	XML

Example 2: Retrieve estimated compression information for table SIMAP2.STAFF as of now.

```
SELECT *
FROM TABLE (
  SYSPROC.ADMIN_GET_TAB_COMPRESS_INFO_V97('SIMAP2', 'STAFF', 'ESTIMATE'))
AS T
```

The following is an example from output of this query:

TABSCHEMA	TABNAME	DBPARTITIONNUM	DATA_PARTITION_ID	COMPRESS_ATTR	DICT_BUILDER	...
SIMAP2	STAFF	0	4	Y	TABLE FUNCTION	...
SIMAP2	STAFF	0	4	Y	TABLE FUNCTION	...

2 record(s) selected.

Output from this query (continued):

DICT_BUILD_TIMESTAMP	COMPRESS_DICT_SIZE	EXPAND_DICT_SIZE	ROWS_SAMPLED	...
2009-03-31-12.27.06.000000	13312	5296	35	...
2009-03-31-12.27.06.000000	13312	9544	8	...

Output from this query (continued):

PAGES_SAVED_PERCENT	BYTES_SAVED_PERCENT	AVG_COMPRESS_REC_LENGTH	OBJECT_TYPE
38	38	27	DATA
75	75	95	XML

Example 3: Determine the total dictionary size for all objects in tables in the schema SIMAP2

```
SELECT TABSCHEMA, TABNAME, OBJECT_TYPE, DICT_BUILDER, (
    COMPRESS_DICT_SIZE+EXPAND_DICT_SIZE)
    AS TOTAL_DICT_SIZE, DBPARTITIONNUM, DATA_PARTITION_ID
FROM TABLE (
    SYSPROC.ADMIN_GET_TAB_COMPRESS_INFO_V97('SIMAP2', '', 'REPORT'))
AS T
```

Output from this query:

TABSCHEMA	TABNAME	OBJECT_TYPE	DICT_BUILDER	...
SIMAP2	ACT	DATA	NOT BUILT	...
SIMAP2	ACT	XML	NOT BUILT	...
SIMAP2	ADEFUSR	DATA	INSPECT	...
SIMAP2	ADEFUSR	XML	NOT BUILT	...
...				
SIMAP2	CUSTOMER	DATA	REORG	...
SIMAP2	CUSTOMER	XML	REORG	...
SIMAP2	DEPARTMENT	DATA	NOT BUILT	...
SIMAP2	DEPARTMENT	XML	NOT BUILT	...
...				
SIMAP2	STAFF	DATA	REORG	...
SIMAP2	STAFF	XML	NOT BUILT	...
SIMAP2	SUPPLIERS	DATA	TABLE GROWTH	...
SIMAP2	SUPPLIERS	XML	NOT BUILT	...

44 record(s) selected.

Output from this query (continued):

TOTAL_DICT_SIZE	DBPARTITIONNUM	DATA_PARTITION_ID	...
0	0	0	...
0	0	0	...
1890	0	0	...
0	0	0	...
...			
6968	0	1	...
24256	0	1	...
0	1	0	...
0	1	0	...
...			
18608	0	4	...
0	0	4	...
6960	0	2	...
0	0	2	...

Example 4: View a report of the dictionary information of tables in the SIMAP2 schema.

```
SELECT * FROM TABLE (
    SYSPROC.ADMIN_GET_TAB_COMPRESS_INFO_V97('SIMAP2', '', 'REPORT'))
AS T
```

Output from this query:

TABSCHEMA	TABNAME	DBPARTITIONNUM	DATA_PARTITION_ID	COMPRESS_ATTR	DICT_BUILDER	...
SIMAP2	ACT	0	0	N	NOT BUILT	...
SIMAP2	ACT	0	0	N	NOT BUILT	...
SIMAP2	ADEFUSR	0	0	N	INSPECT	...
SIMAP2	ADEFUSR	0	0	N	NOT BUILT	...
...						
SIMAP2	CUSTOMER	0	1	Y	REORG	...
SIMAP2	CUSTOMER	0	1	Y	REORG	...
...						
SIMAP2	STAFF	0	4	Y	REORG	...
SIMAP2	STAFF	0	4	Y	NOT BUILT	...
SIMAP2	SUPPLIERS	0	2	N	NOT BUILT	...
SIMAP2	SUPPLIERS	0	2	N	NOT BUILT	...

44 record(s) selected.

Output from this query (continued):

DICT_BUILD_TIMESTAMP	COMPRESS_DICT_SIZE	EXPAND_DICT_SIZE	ROWS_SAMPLED	...
-	0	0	0	...
-	0	0	0	...
2009-03-31-12.11.02.000000	290	1890	22	...
-	0	0	0	...
...				
2009-03-31-11.08.18.000000	3968	3000	6	...
2009-03-31-11.08.18.000000	13312	10944	6	...
...				
2009-03-31-12.19.30.000000	13312	5296	35	...
-	0	0	0	...
-	0	0	0	...
-	0	0	0	...

Output from this query (continued):

PAGES_SAVED_PERCENT	BYTES_SAVED_PERCENT	AVG_COMPRESS_REC_LENGTH	OBJECT_TYPE
0	0	0	DATA
0	0	0	XML
20	25	21	DATA
0	0	0	XML
...			
70	70	31	DATA
66	66	235	XML
...			
38	38	27	DATA
0	0	0	XML
0	0	0	DATA
0	0	0	XML

Example 5: View a report of the dictionary information of DATA objects of tables in the SIMAP2 schema.

```
SELECT * FROM TABLE (
  SYSPROC.ADMIN_GET_TAB_COMPRESS_INFO_V97('SIMAP2',' ','REPORT'))
WHERE OBJECT_TYPE='DATA'
```

Output from this query:

TABSHEMA	TABNAME	DBPARTITIONNUM	DATA_PARTITION_ID	COMPRESS_ATTR	DICT_BUILDER	...
SIMAP2	ACT	0	0	N	NOT BUILT	...
SIMAP2	ADEFUSR	0	0	N	INSPECT	...
...						
SIMAP2	CUSTOMER	0	1	Y	REORG	...
SIMAP2	DEPARTMENT	1	0	N	NOT BUILT	...
...						
SIMAP2	STAFF	0	4	Y	REORG	...
SIMAP2	SUPPLIERS	0	2	N	NOT BUILT	...

22 record(s) selected.

Output from this query (continued):

DICT_BUILD_TIMESTAMP	COMPRESS_DICT_SIZE	EXPAND_DICT_SIZE	ROWS_SAMPLED	...
-	0	0	0	...
2009-03-31-12.11.02.000000	290	1890	22	...
...				
2009-03-31-11.08.18.000000	3968	3000	6	...
-	0	0	0	...
...				
2009-03-31-12.19.30.000000	13312	5296	35	...
-	0	0	0	...

Output from this query (continued):

PAGES_SAVED_PERCENT	BYTES_SAVED_PERCENT	AVG_COMPRESS_REC_LENGTH	OBJECT_TYPE
0	0	0	DATA
20	25	21	DATA
70	70	31	DATA
0	0	0	DATA

```

38          38          27 DATA
0          0          0 DATA

```

Example 6: View a report of the dictionary information of XML objects of the CUSTOMER table in the SIMAP2 schema.

```

SELECT * FROM TABLE (
  SYSPROC.ADMIN_GET_TAB_COMPRESS_INFO_V97('SIMAP2', 'CUSTOMER', 'REPORT'))
WHERE OBJECT_TYPE='XML'

```

Output from this query:

```

TABSCHEMA TABNAME  DBPARTITIONNUM DATA_PARTITION_ID COMPRESS_ATTR DICT_BUILDER ...
-----
SIMAP2     CUSTOMER         0                1 Y            REORG         ...

```

Output from this query (continued):

```

DICT_BUILD_TIMESTAMP  COMPRESS_DICT_SIZE EXPAND_DICT_SIZE ROWS_SAMPLED ...
-----
2009-03-31-11.08.18.000000  13312             10944             6 ...

```

Output from this query (continued):

```

PAGES_SAVED_PERCENT BYTES_SAVED_PERCENT AVG_COMPRESS_REC_LENGTH OBJECT_TYPE
-----
66                   66                   235 XML

```

Usage notes

- If both the *tabschema* and *tablename* are specified, information is returned for that specific table only.
- If the *tabschema* is specified but *tablename* is empty (") or NULL, information is returned for all tables in the given schema.
- If the *tabschema* is empty (") or NULL and *tablename* is specified, an error is returned. To retrieve information for a specific table, the table must be identified by both schema and table name.
- If both *tabschema* and *tablename* are empty (") or NULL, information is returned for all tables.
- If *tabschema* or *tablename* do not exist, or *tablename* does not correspond to a table name (type T), a materialized query table name (type S) or a hierarchy table name (type H), an empty result set is returned.
- When the ADMIN_GET_TAB_COMPRESS_INFO_V97 table function is retrieving data for a given table, it will acquire a shared lock on the corresponding row of SYSTABLES to ensure consistency of the data that is returned (for example, to ensure that the table is not altered while information is being retrieved for it). The lock will only be held for as long as it takes to retrieve the compression information for the table, and not for the duration of the table function call.
- If the queried table is a non-XML table, there will be a row returned for the XML storage object (XDA).

Information returned

<i>Table 230. Information returned by ADMIN_GET_TAB_COMPRESS_INFO_V97</i>		
Column Name	Data Type	Description
TABSCHEMA	VARCHAR(128)	table_schema - Table schema name monitor element
TABNAME	VARCHAR(128)	table_name - Table name monitor element
DBPARTITIONNUM	SMALLINT	dbpartitionnum - Database partition number monitor element
DATA_PARTITION_ID	INTEGER	data_partition_id - Data partition identifier monitor element

Table 230. Information returned by ADMIN_GET_TAB_COMPRESS_INFO_V97 (continued)

Column Name	Data Type	Description
COMPRESS_ATTR	CHAR(1)	The state of the COMPRESS attribute on the table which can be one of the following values: <ul style="list-style-type: none"> 'Y' = Row compression is set to yes 'N' = Row compression is set to no
DICT_BUILDER	VARCHAR(30)	Code path taken to build the dictionary which can be one of the following values: <ul style="list-style-type: none"> 'INSPECT' = INSPECT ROWCOMPESTIMATE 'LOAD' = LOAD INSERT/REPLACE 'NOT BUILT' = no dictionary available 'REDISTRIBUTE' = REDISTRIBUTE 'REORG' = REORG RESETDICTIONARY 'TABLE GROWTH' = INSERT 'TABLE FUNCTION' = built by table function for the 'ESTIMATE' option
DICT_BUILD_TIMESTAMP	TIMESTAMP	Timestamp of when the dictionary was built. Timestamp granularity is to the second. If no dictionary is available, then the timestamp is NULL.
COMPRESS_DICT_SIZE	BIGINT	Size of compression dictionary measured in bytes.
EXPAND_DICT_SIZE	BIGINT	Size of the expansion dictionary measured in bytes. If a historical dictionary exists, this value is the sum of the current and historical dictionary sizes.
ROWS_SAMPLED	BIGINT	Number of records that contributed to building the dictionary. Migrated tables with compression dictionaries will return NULL in this column.
PAGES_SAVED_PERCENT	SMALLINT	Percentage of pages saved from compression. This information is based on the record data in the sample buffer only. Migrated tables with compression dictionaries will return NULL in this column.
BYTES_SAVED_PERCENT	SMALLINT	Percentage of bytes saved from compression. This information is based on the record data in the sample buffer only. Migrated tables with compression dictionaries will return NULL in this column.
AVG_COMPRESS_REC_LENGTH	SMALLINT	Average compressed record length of the records contributing to building the dictionary. Migrated tables with compression dictionaries will return NULL in this column.
OBJECT_TYPE	VARCHAR(4)	objtype - Object type monitor element

ADMIN_GET_TAB_INFO_V95 table function - Retrieve size and state information for tables

The ADMIN_GET_TAB_INFO_V95 table function provides methods to retrieve table size and state information that is not currently available in the catalog views.

Note: This table function has been deprecated and replaced by the “ADMINTABINFO administrative view and ADMIN_GET_TAB_INFO table function - retrieve table size and state information” on page 180.

Refer to the [Table 231 on page 1170](#) table for a complete list of information that can be returned.

Syntax

➤ ADMIN_GET_TAB_INFO_V95 (— *tabschema* — , — *tablename* —) ➤

The schema is SYSPROC.

Table function parameters

tabschema

An input argument of type VARCHAR(128) that specifies a schema name.

tablename

An input argument of type VARCHAR(128) that specifies a table name, a materialized query table name or a hierarchy table name.

Authorization

One of the following authorities is required to execute the routine:

- EXECUTE privilege on the routine
- DATAACCESS authority
- DBADM authority
- SQLADM authority

Default PUBLIC privilege

In a non-restrictive database, EXECUTE privilege is granted to PUBLIC when the function is automatically created.

Examples

Example 1: Retrieve size and state information for the table DBUSER1.EMPLOYEE.

```
SELECT * FROM TABLE (SYSPROC.ADMIN_GET_TAB_INFO_V95('DBUSER1', 'EMPLOYEE'))
AS T
```

Example 2: Suppose there exists a non-partitioned table (DBUSER1.EMPLOYEE), with all associated objects (for example, indexes and LOBs) stored in a single table space. Calculate how much physical space the table is using in the table space:

```
SELECT (data_object_p_size + index_object_p_size + long_object_p_size +
lob_object_p_size + xml_object_p_size) as total_p_size
FROM TABLE( SYSPROC.ADMIN_GET_TAB_INFO_V95( 'DBUSER1', 'EMPLOYEE' )) AS T
```

Calculate how much space would be required if the table were moved to another table space, where the new table space has the same page size and extent size as the original table space:

```
SELECT (data_object_l_size + index_object_l_size + long_object_l_size +
lob_object_l_size + xml_object_l_size) as total_l_size
FROM TABLE( SYSPROC.ADMIN_GET_TAB_INFO_V95( 'DBUSER1', 'EMPLOYEE' )) AS T
```

Example 3: Check the current type of statistics information collected for table T1

```
db2 => select substr(tabschema, 1, 10) as tbschema, substr(tabname, 1, 10)
       as tbname, statstype from SYSIBMADM.ADMINTABINFO where tabname = 'T1';
```

```
TBSHEMA  TBNAME      STATSTYPE
-----
DB2USER1  T1            U
```

1 record(s) selected.

Usage notes

- If both the *tabschema* and *tabname* are specified, information is returned for that specific table only.
- If the *tabschema* is specified but *tabname* is empty (") or NULL, information is returned for all tables in the given schema.
- If the *tabschema* is empty (") or NULL and *tabname* is specified, an error is returned. To retrieve information for a specific table, the table must be identified by both schema and table name.
- If both *tabschema* and *tabname* are empty (") or NULL, information is returned for all tables.
- If *tabschema* or *tabname* do not exist, or *tabname* does not correspond to a table name (type T), a materialized query table name (type S) or a hierarchy table name (type H), an empty result set is returned.
- When the ADMIN_GET_TAB_INFO_V95 table function is retrieving data for a given table, it will acquire a shared lock on the corresponding row of SYSTABLES to ensure consistency of the data that is returned (for example, to ensure that the table is not dropped while information is being retrieved for it). The lock will only be held for as long as it takes to retrieve the size and state information for the table, not for the duration of the table function call.
- Physical size reported for tables in SMS table spaces is the same as logical size.
- When an inplace reorg is active on a table, the physical size for the data object (DATA_OBJECT_P_SIZE) will not be calculated. Only the logical size will be returned. You can tell if an inplace reorg is active on the table by looking at the INPLACE_REORG_STATUS output column.

REDISTRIBUTING_PENDING

1. no redistribute has been run for the given table N
2. redistribute started to run on the database partition group but not on the table N
3. redistribute failed in the phase before moving data N
4. redistribute failed in the phase of moving data Y
5. redistribute completely successfully and committed for the table. N

Information returned

Table 231. Information returned by the ADMIN_GET_TAB_INFO_V95 table function

Column name	Data type	Description
TABSHEMA	VARCHAR(128)	table_schema - Table schema name monitor element
TABNAME	VARCHAR(128)	table_name - Table name monitor element
TABTYPE	CHAR(1)	Table type: <ul style="list-style-type: none"> • 'H' = hierarchy table • 'S' = materialized query table • 'T' = table
DBPARTITIONNUM	SMALLINT	dbpartitionnum - Database partition number monitor element

Table 231. Information returned by the ADMIN_GET_TAB_INFO_V95 table function (continued)

Column name	Data type	Description
DATA_PARTITION_ID	INTEGER	data_partition_id - Data partition identifier monitor element
AVAILABLE	CHAR(1)	<p>State of the table:</p> <ul style="list-style-type: none"> 'N' = the table is unavailable. If the table is unavailable, all other output columns relating to the size and state will be NULL. 'Y' = the table is available. <p>Note: Rollforward through an unrecoverable load will put a table into the unavailable state.</p>
DATA_OBJECT_L_SIZE	BIGINT	Data object logical size. Amount of disk space logically allocated for the table, reported in kilobytes. The logical size is the amount of space that the table knows about. It might be less than the amount of space physically allocated for the table (for example, in the case of a logical table truncation). For multi-dimensional clustering (MDC) tables, this size includes the logical size of the block map object. The size returned takes into account full extents that are logically allocated for the table and, for objects created in DMS table spaces, an estimate of the Extent Map Page (EMP) extents. This size represents the logical size of the base table only. Space consumed by LOB data, Long Data, Indexes and XML objects are reported by other columns.
DATA_OBJECT_P_SIZE	BIGINT	Data object physical size. Amount of disk space physically allocated for the table, reported in kilobytes. For MDC tables, this size includes the size of the block map object. The size returned takes into account full extents allocated for the table and includes the EMP extents for objects created in DMS table spaces. This size represents the physical size of the base table only. Space consumed by LOB data, Long Data, Indexes and XML objects are reported by other columns.
INDEX_OBJECT_L_SIZE	BIGINT	Index object logical size. Amount of disk space logically allocated for the indexes defined on the table, reported in kilobytes. The logical size is the amount of space that the table knows about. It might be less than the amount of space physically allocated to hold index data for the table (for example, in the case of a logical table truncation). The size returned takes into account full extents that are logically allocated for the indexes and, for indexes created in DMS table spaces, an estimate of the EMP extents. This value is only reported for non-partitioned tables. For partitioned tables, this value will be 0.

Table 231. Information returned by the ADMIN_GET_TAB_INFO_V95 table function (continued)

Column name	Data type	Description
INDEX_OBJECT_P_SIZE	BIGINT	Index object physical size. Amount of disk space physically allocated for the indexes defined on the table, reported in kilobytes. The size returned takes into account full extents allocated for the indexes and includes the EMP extents for indexes created in DMS table spaces. This value is only reported for non-partitioned tables. For partitioned tables this value will be 0.
LONG_OBJECT_L_SIZE	BIGINT	Long object logical size. Amount of disk space logically allocated for long field data in a table, reported in kilobytes. The logical size is the amount of space that the table knows about. It might be less than the amount of space physically allocated to hold long field data for the table (for example, in the case of a logical table truncation). The size returned takes into account full extents that are logically allocated for long field data and, for long field data created in DMS table spaces, an estimate of the EMP extents.
LONG_OBJECT_P_SIZE	BIGINT	Long object physical size. Amount of disk space physically allocated for long field data in a table, reported in kilobytes. The size returned takes into account full extents allocated for long field data and includes the EMP extents for long field data created in DMS table spaces.
LOB_OBJECT_L_SIZE	BIGINT	LOB object logical size. Amount of disk space logically allocated for LOB data in a table, reported in kilobytes. The logical size is the amount of space that the table knows about. It might be less than the amount of space physically allocated to hold LOB data for the table (for example, in the case of a logical table truncation). The size includes space logically allocated for the LOB allocation object. The size returned takes into account full extents that are logically allocated for LOB data and, for LOB data created in DMS table spaces, an estimate of the EMP extents.
LOB_OBJECT_P_SIZE	BIGINT	LOB object physical size. Amount of disk space physically allocated for LOB data in a table, reported in kilobytes. The size includes space allocated for the LOB allocation object. The size returned takes into account full extents allocated for LOB data and includes the EMP extents for LOB data created in DMS table spaces.
XML_OBJECT_L_SIZE	BIGINT	XML object logical size. Amount of disk space logically allocated for XML data in a table, reported in kilobytes. The logical size is the amount of space that the table knows about. It might be less than the amount of space physically allocated to hold XML data for the table (for example, in the case of a logical table truncation). The size returned takes into account full extents that are logically allocated for XML data and, for XML data created in DMS table spaces, an estimate of the EMP extents.

Table 231. Information returned by the ADMIN_GET_TAB_INFO_V95 table function (continued)

Column name	Data type	Description
XML_OBJECT_P_SIZE	BIGINT	XML object physical size. Amount of disk space physically allocated for XML data in a table, reported in kilobytes. The size returned takes into account full extents allocated for XML data and includes the EMP extents for XML data created in DMS table spaces.
INDEX_TYPE	SMALLINT	Indicates the type of indexes currently in use for the table. Returns: <ul style="list-style-type: none"> • 1 if type-1 indexes are being used. • 2 if type-2 indexes are being used.
REORG_PENDING	CHAR(1)	A value of 'Y' indicates that a reorg recommended alter has been applied to the table and a classic (offline) reorg is required. Otherwise 'N' is returned.
INPLACE_REORG_STATUS	VARCHAR(10)	Current status of an inplace table reorganization on the table. The status value can be one of the following values: <ul style="list-style-type: none"> • ABORTED (in a PAUSED state, but unable to RESUME; STOP is required) • EXECUTING • NULL (if no inplace reorg has been performed on the table) • PAUSED
LOAD_STATUS	VARCHAR(12)	Current status of a load operation against the table. The status value can be one of the following values: <ul style="list-style-type: none"> • IN_PROGRESS • NULL (if there is no load in progress for the table and the table is not in load pending state) • PENDING
READ_ACCESS_ONLY	CHAR(1)	'Y' if the table is in Read Access Only state, 'N' otherwise. A value of 'N' should not be interpreted as meaning that the table is fully accessible. If a load is in progress or pending, a value of 'Y' means the table data is available for read access, and a value of 'N' means the table is inaccessible. Similarly, if the table status is set integrity pending (refer to SYSCAT.TABLES STATUS column), then a value of 'N' means the table is inaccessible.
NO_LOAD_RESTART	CHAR(1)	A value of 'Y' indicates the table is in a partially loaded state that will not allow a load restart. A value of 'N' is returned otherwise.
NUM_REORG_REC_ALTERS	SMALLINT	Number of reorg recommend alter operations (for example, alter operations after which a reorganization is required) that have been performed against this table since the last reorganization.
INDEXES_REQUIRE_REBUILD	CHAR(1)	'Y' if any of the indexes defined on the table require a rebuild, and 'N' otherwise.

Table 231. Information returned by the ADMIN_GET_TAB_INFO_V95 table function (continued)

Column name	Data type	Description
LARGE_RIDS	CHAR(1)	Indicates whether or not the table is using large row IDs (RIDs) (4 byte page number, 2 byte slot number). A value of 'Y' indicates that the table is using large RIDs and 'N' indicates that it is not using large RIDs. A value of 'P' (pending) will be returned if the table supports large RIDs (that is, the table is in a large table space), but at least one of the indexes for the table has not been reorganized or rebuilt yet, so the table is still using 4 byte RIDs (which means that action must be taken to convert the table or indexes).
LARGE_SLOTS	CHAR(1)	Indicates whether or not the table is using large slots (which allows more than 255 rows per page). A value of 'Y' indicates that the table is using large slots and 'N' indicates that it is not using large slots. A value of 'P' (pending) will be returned if the table supports large slots (that is, the table is in a large table space), but there has been no offline table reorganization or table truncation operation performed on the table yet, so it is still using a maximum of 255 rows per page.
DICTIONARY_SIZE	BIGINT	Size of the dictionary, in bytes, used for row compression if a row compression dictionary exists for the table.
BLOCKS_PENDING_CLEANUP	BIGINT	blocks_pending_cleanup - Pending cleanup rolled-out blocks monitor element
STATSTYPE	CHAR(1)	<ul style="list-style-type: none"> • 'F' = System fabricated statistics without table or index scan. These statistics are stored in memory and are different from what is stored in the system catalogs. This is a temporary state and eventually full statistics will be gathered by the database system and stored in the system catalogs. • 'A'= System asynchronously gathered statistics. Statistics have been automatically collected by the database system by a background process and stored in the system catalogs. • 'S' = System synchronously gathered statistics. Statistics have been automatically collected by the database system during SQL statement compilation. These statistics are stored in memory and are different from what is stored in the system catalogs. This is a temporary state and eventually the database system stores the statistics in the system catalogs. • 'U' = User gathered statistics. Statistics gathering was initiated by the user through a utility such as RUNSTATS, CREATE INDEX, LOAD, REDISTRIBUTE or by manually updating system catalog statistics. • NULL = unknown type

ADMIN_GET_TAB_INFO_V97 table function - Retrieve size and state information for tables

The ADMIN_GET_TAB_INFO_V97 table function provides methods to retrieve table size and state information that is not currently available in the catalog views.

Note: This table function has been deprecated and replaced by the “ADMINTABINFO administrative view and ADMIN_GET_TAB_INFO table function - retrieve table size and state information” on page 180.

Refer to the [Table 232 on page 1176](#) table for a complete list of information that can be returned.

Syntax

➤ ADMIN_GET_TAB_INFO_V97 (— *tabschema* — , — *tablename* —) ➤

The schema is SYSPROC.

Table function parameters

tabschema

An input argument of type VARCHAR(128) that specifies a schema name.

tablename

An input argument of type VARCHAR(128) that specifies a table name, a materialized query table name or a hierarchy table name.

Authorization

One of the following authorities is required to execute the routine:

- EXECUTE privilege on the routine
- DATAACCESS authority
- DBADM authority
- SQLADM authority

Default PUBLIC privilege

In a non-restrictive database, EXECUTE privilege is granted to PUBLIC when the function is automatically created.

Examples

Example 1: Retrieve size and state information for the table DBUSER1.EMPLOYEE.

```
SELECT * FROM TABLE (SYSPROC.ADMIN_GET_TAB_INFO_V97('DBUSER1', 'EMPLOYEE'))
AS T
```

Example 2: Suppose there exists a non-partitioned table (DBUSER1.EMPLOYEE), with all associated objects (for example, indexes and LOBs) stored in a single table space. Calculate how much physical space the table is using in the table space:

```
SELECT (data_object_p_size + index_object_p_size + long_object_p_size +
lob_object_p_size + xml_object_p_size) as total_p_size
FROM TABLE( SYSPROC.ADMIN_GET_TAB_INFO_V97( 'DBUSER1', 'EMPLOYEE' )) AS T
```

Calculate how much space would be required if the table were moved to another table space, where the new table space has the same page size and extent size as the original table space:

```
SELECT (data_object_l_size + index_object_l_size + long_object_l_size +
lob_object_l_size + xml_object_l_size) as total_l_size
FROM TABLE( SYSPROC.ADMIN_GET_TAB_INFO_V97( 'DBUSER1', 'EMPLOYEE' )) AS T
```

Example 3: Determine the total size for the compression dictionaries for the table DBUSER1.EMPLOYEE.

```
SELECT SUBSTR(TABSHEMA,1,10) AS TBSHEMA, SUBSTR(TABNAME,1,10) AS TBNAME,
       DICTIONARY_SIZE + XML_DICTIONARY_SIZE AS TOTAL_DICTIONARY_SIZE
FROM TABLE(SYSPROC.ADMIN_GET_TAB_INFO_V97('DBUSER1','EMPLOYEE'))
```

Example 4: Determine the amount of space reclaimable from a multidimensional clustering table SAMPLE.STAFF:

```
SELECT RECLAIMABLE_SPACE
FROM TABLE(SYSPROC.ADMIN_GET_TAB_INFO_V97('SAMPLE','STAFF'))
```

Usage notes

- If both the *tabschema* and *tablename* are specified, information is returned for that specific table only.
- If the *tabschema* is specified but *tablename* is NULL or the empty string ("), then information is returned for all tables in the given schema.
- If the *tabschema* is NULL or the empty string (") and *tablename* is specified, then an error is returned. To retrieve information for a specific table, the table must be identified by both schema and table name.
- If both *tabschema* and *tablename* are NULL or the empty string ("), then information is returned for all tables.
- If *tabschema* or *tablename* do not exist, or *tablename* does not correspond to a table name (type T), a materialized query table name (type S) or a hierarchy table name (type H), an empty result set is returned.
- When the ADMIN_GET_TAB_INFO_V97 table function is retrieving data for a given table, it will acquire a shared lock on the corresponding row of SYSTABLES to ensure consistency of the data that is returned (for example, to ensure that the table is not dropped while information is being retrieved for it). The lock will only be held for as long as it takes to retrieve the size and state information for the table, not for the duration of the table function call.
- Physical size reported for tables in SMS table spaces is the same as logical size.
- When an inplace reorg is active on a table, the physical size for the data object (DATA_OBJECT_P_SIZE) will not be calculated. Only the logical size will be returned. You can tell if an inplace reorg is active on the table by looking at the INPLACE_REORG_STATUS output column.

REDISTRIBUTING_PENDING

1. no redistribute has been run for the given table N
2. redistribute started to run on the database partition group but not on the table N
3. redistribute failed in the phase before moving data N
4. redistribute failed in the phase of moving data Y
5. redistribute completely successfully and committed for the table N

Information returned

<i>Table 232. Information returned by ADMIN_TABINFO administrative view and the ADMIN_GET_TAB_INFO_V97</i>		
Column name	Data type	Description
TABSHEMA	VARCHAR(128)	table_schema - Table schema name monitor element
TABNAME	VARCHAR(128)	table_name - Table name monitor element
TABTYPE	CHAR(1)	Table type: <ul style="list-style-type: none"> • 'H' = hierarchy table • 'S' = materialized query table • 'T' = table

Table 232. Information returned by ADMIN_TABINFO administrative view and the ADMIN_GET_TAB_INFO_V97 (continued)

Column name	Data type	Description
DBPARTITIONNUM	SMALLINT	dbpartitionnum - Database partition number monitor element
DATA_PARTITION_ID	INTEGER	data_partition_id - Data partition identifier monitor element
AVAILABLE	CHAR(1)	<p>State of the table:</p> <ul style="list-style-type: none"> 'N' = the table is unavailable. If the table is unavailable, all other output columns relating to the size and state will be NULL. 'Y' = the table is available. <p>Note: Rollforward through an unrecoverable load will put a table into the unavailable state.</p>
DATA_OBJECT_L_SIZE	BIGINT	Data object logical size. Amount of disk space logically allocated for the table, reported in kilobytes. The logical size is the amount of space that the table knows about. It might be less than the amount of space physically allocated for the table (for example, in the case of a logical table truncation). For multi-dimensional clustering (MDC) tables, this size includes the logical size of the block map object. The size returned takes into account full extents that are logically allocated for the table and, for objects created in DMS table spaces, an estimate of the Extent Map Page (EMP) extents. This size represents the logical size of the base table only. Space consumed by LOB data, Long Data, Indexes and XML objects are reported by other columns.
DATA_OBJECT_P_SIZE	BIGINT	Data object physical size. Amount of disk space physically allocated for the table, reported in kilobytes. For MDC tables, this size includes the size of the block map object. The size returned takes into account full extents allocated for the table and includes the EMP extents for objects created in DMS table spaces. This size represents the physical size of the base table only. Space consumed by LOB data, Long Data, Indexes and XML objects are reported by other columns.

Table 232. Information returned by ADMIN_TABINFO administrative view and the ADMIN_GET_TAB_INFO_V97 (continued)

Column name	Data type	Description
INDEX_OBJECT_L_SIZE	BIGINT	<p>Index object logical size. Amount of disk space logically allocated for the indexes defined on the table, reported in kilobytes. The logical size is the amount of space that the table knows about. It might be less than the amount of space physically allocated to hold index data for the table (for example, in the case of a logical table truncation). The size returned takes into account full extents that are logically allocated for the indexes and, for indexes created in DMS table spaces, an estimate of the EMP extents.</p> <p>For partitioned indexes on partitioned tables, this is the logical size of the index object containing index partitions for the data partition identified by DATA_PARTITION_ID. This value does not take into account nonpartitioned indexes on partitioned tables. For information about both partitioned and nonpartitioned indexes, you can use the ADMIN_GET_INDEX_INFO function.</p>
INDEX_OBJECT_P_SIZE	BIGINT	<p>Index object physical size. Amount of disk space physically allocated for the indexes defined on the table, reported in kilobytes. The size returned takes into account full extents allocated for the indexes and includes the EMP extents for indexes created in DMS table spaces.</p> <p>For partitioned indexes on partitioned tables, this is the physical size of the index object containing index partitions for the data partition identified by DATA_PARTITION_ID. This value does not take into account nonpartitioned indexes on partitioned tables. For information about both partitioned and nonpartitioned indexes, you can use the ADMIN_GET_INDEX_INFO function.</p>
LONG_OBJECT_L_SIZE	BIGINT	<p>Long object logical size. Amount of disk space logically allocated for long field data in a table, reported in kilobytes. The logical size is the amount of space that the table knows about. It might be less than the amount of space physically allocated to hold long field data for the table (for example, in the case of a logical table truncation). The size returned takes into account full extents that are logically allocated for long field data and, for long field data created in DMS table spaces, an estimate of the EMP extents.</p>
LONG_OBJECT_P_SIZE	BIGINT	<p>Long object physical size. Amount of disk space physically allocated for long field data in a table, reported in kilobytes. The size returned takes into account full extents allocated for long field data and includes the EMP extents for long field data created in DMS table spaces.</p>

Table 232. Information returned by ADMINTABINFO administrative view and the ADMIN_GET_TAB_INFO_V97 (continued)

Column name	Data type	Description
LOB_OBJECT_L_SIZE	BIGINT	LOB object logical size. Amount of disk space logically allocated for LOB data in a table, reported in kilobytes. The logical size is the amount of space that the table knows about. It might be less than the amount of space physically allocated to hold LOB data for the table (for example, in the case of a logical table truncation). The size includes space logically allocated for the LOB allocation object. The size returned takes into account full extents that are logically allocated for LOB data and, for LOB data created in DMS table spaces, an estimate of the EMP extents.
LOB_OBJECT_P_SIZE	BIGINT	LOB object physical size. Amount of disk space physically allocated for LOB data in a table, reported in kilobytes. The size includes space allocated for the LOB allocation object. The size returned takes into account full extents allocated for LOB data and includes the EMP extents for LOB data created in DMS table spaces.
XML_OBJECT_L_SIZE	BIGINT	XML object logical size. Amount of disk space logically allocated for XML data in a table, reported in kilobytes. The logical size is the amount of space that the table knows about. It might be less than the amount of space physically allocated to hold XML data for the table (for example, in the case of a logical table truncation). The size returned takes into account full extents that are logically allocated for XML data and, for XML data created in DMS table spaces, an estimate of the EMP extents.
XML_OBJECT_P_SIZE	BIGINT	XML object physical size. Amount of disk space physically allocated for XML data in a table, reported in kilobytes. The size returned takes into account full extents allocated for XML data and includes the EMP extents for XML data created in DMS table spaces.
INDEX_TYPE	SMALLINT	Indicates the type of indexes currently in use for the table. Returns: <ul style="list-style-type: none"> • 1 if type-1 indexes are being used. • 2 if type-2 indexes are being used.
REORG_PENDING	CHAR(1)	A value of 'Y' indicates that a reorg recommended alter has been applied to the table and a classic (offline) reorg is required. Otherwise 'N' is returned.

Table 232. Information returned by ADMIN_TABINFO administrative view and the ADMIN_GET_TAB_INFO_V97 (continued)

Column name	Data type	Description
INPLACE_REORG_STATUS	VARCHAR(10)	Current status of an inplace table reorganization on the table. The status value can be one of the following values: <ul style="list-style-type: none"> • ABORTED (in a PAUSED state, but unable to RESUME; STOP is required) • EXECUTING • NULL (if no inplace reorg has been performed on the table) • PAUSED
LOAD_STATUS	VARCHAR(12)	Current status of a load operation against the table. The status value can be one of the following values: <ul style="list-style-type: none"> • IN_PROGRESS • NULL (if there is no load in progress for the table and the table is not in load pending state) • PENDING
READ_ACCESS_ONLY	CHAR(1)	'Y' if the table is in Read Access Only state, 'N' otherwise. A value of 'N' should not be interpreted as meaning that the table is fully accessible. If a load is in progress or pending, a value of 'Y' means the table data is available for read access, and a value of 'N' means the table is inaccessible. Similarly, if the table status is set integrity pending (refer to SYSCAT.TABLES STATUS column), then a value of 'N' means the table is inaccessible.
NO_LOAD_RESTART	CHAR(1)	A value of 'Y' indicates the table is in a partially loaded state that will not allow a load restart. A value of 'N' is returned otherwise.
NUM_REORG_REC_ALTERS	SMALLINT	Number of reorg recommend alter operations (for example, alter operations after which a reorganization is required) that have been performed against this table since the last reorganization.
INDEXES_REQUIRE_REBUILD	CHAR(1)	For nonpartitioned tables, 'Y' if any of the indexes defined on the table require a rebuild, and 'N' otherwise. For partitioned tables, 'Y' if any index partitions for the data partition identified by DATA_PARTITION_ID require a rebuild, and 'N' otherwise.
LARGE_RIDS	CHAR(1)	Indicates whether or not the table is using large row IDs (RIDs) (4 byte page number, 2 byte slot number). A value of 'Y' indicates that the table is using large RIDs and 'N' indicates that it is not using large RIDs. A value of 'P' (pending) will be returned if the table supports large RIDs (that is, the table is in a large table space), but at least one of the indexes for the table has not been reorganized or rebuilt yet, so the table is still using 4 byte RIDs (which means that action must be taken to convert the table or indexes).

Table 232. Information returned by ADMIN_TABINFO administrative view and the ADMIN_GET_TAB_INFO_V97 (continued)

Column name	Data type	Description
LARGE_SLOTS	CHAR(1)	Indicates whether or not the table is using large slots (which allows more than 255 rows per page). A value of 'Y' indicates that the table is using large slots and 'N' indicates that it is not using large slots. A value of 'P' (pending) will be returned if the table supports large slots (that is, the table is in a large table space), but there has been no offline table reorganization or table truncation operation performed on the table yet, so it is still using a maximum of 255 rows per page.
DICTIONARY_SIZE	BIGINT	Size of the table dictionary, in bytes, used for row compression if a row compression dictionary exists for the table. If a historical dictionary exists, this value is the sum of the current and historical dictionary sizes.
BLOCKS_PENDING_CLEANUP	BIGINT	blocks_pending_cleanup - Pending cleanup rolled-out blocks monitor element
STATSTYPE	CHAR(1)	<ul style="list-style-type: none"> • 'F' = System fabricated statistics without table or index scan. These statistics are stored in memory and are different from what is stored in the system catalogs. This is a temporary state and eventually full statistics will be gathered by the database system and stored in the system catalogs. • 'A' = System asynchronously gathered statistics. Statistics have been automatically collected by the database system by a background process and stored in the system catalogs. • 'S' = System synchronously gathered statistics. Statistics have been automatically collected by the database system during SQL statement compilation. These statistics are stored in memory and are different from what is stored in the system catalogs. This is a temporary state and eventually the database system stores the statistics in the system catalogs. • 'U' = User gathered statistics. Statistics gathering was initiated by the user through a utility such as RUNSTATS, CREATE INDEX, LOAD, REDISTRIBUTE or by manually updating system catalog statistics. • NULL = unknown type
XML_RECORD_TYPE	SMALLINT	<p>Indicates the type of XML record currently in use for the table.</p> <ul style="list-style-type: none"> • 1 if the type-1 (single node) XML record format is being used. • 2 if the type-2 (multi-node) XML record format is being used. • Null if the table has no XML columns.

Table 232. Information returned by ADMIN_TABINFO administrative view and the ADMIN_GET_TAB_INFO_V97 (continued)

Column name	Data type	Description
RECLAIMABLE_SPACE	BIGINT	For an MDC table in a DMS table space, this value indicates the amount of disk space that can be reclaimed by running the REORG command with the RECLAIM option. Disk space is reported in kilobytes. For any other table, the value is zero.
XML_DICTIONARY_SIZE	BIGINT	Size of the XML dictionary, in bytes, used for data compression if a data compression dictionary exists for the XML storage object. If the table does not contain any XML columns or if a compression dictionary has not been created, the value is 0.

AM_BASE_RPT_RECOMS - Recommendations for activity reports

The AM_BASE_RPT_RECOMS table function returns recommendations for activity reports used by the activity event monitor.

Syntax

Important: The related activity monitor routines is deprecated and might be removed in a future release. For more information, see "Activity monitor routines have been deprecated" at http://www.ibm.com/support/knowledgecenter/SSEPGG_10.1.0/com.ibm.db2.luw.wn.doc/doc/i0059660.html.

➤ AM_BASE_RPT_RECOMS (— *report_id* — , — *client_locale* —) ➤

The schema is SYSPROC.

Table function parameters

report_id

An input argument of type INTEGER that specifies a report ID. If the argument is null, recommendations for all available reports are returned.

client_locale

An input argument of type VARCHAR(33) that specifies a client language identifier. If the argument is null or an empty string, the default value is 'En_US' (English). If the message files for the specified locale are not available on the server, 'En_US' is used.

Authorization

One of the following authorities is required to execute the routine:

- EXECUTE privilege on the routine
- DATAACCESS authority
- DBADM authority
- SQLADM authority

Default PUBLIC privilege

In a non-restrictive database, EXECUTE privilege is granted to PUBLIC when the function is automatically created.

Examples

Example 1: Request recommendations (in English) for the activity event monitor report with an ID of 1. Assume the default client language identifier 'En_US'.

```
SELECT *
  FROM TABLE(SYSPROC.AM_BASE_RPT_RECOMS(1, CAST(NULL AS VARCHAR(33))))
 AS RECOMS
```

Example 2: Request recommendations (in French) for the activity event monitor report with an ID of 12.

```
SELECT *
  FROM TABLE(SYSPROC.AM_BASE_RPT_RECOMS(12, CAST('Fr_FR' AS VARCHAR(33))))
 AS RECOMS
```

Information returned

Table 233. Information returned by the AM_BASE_RPT_RECOMS table function		
Column name	Data type	Description
REPORT_ID	INTEGER	The report ID.
RECOM_NAME	VARCHAR(256)	The name or short description of the recommendation.
RECOM_DESCRIPTION	CLOB(32K)	The detailed description of the recommendation.

AM_BASE_RPTS - Activity event monitor reports

The AM_BASE_RPTS table function returns activity reports used by the activity event monitor.

Syntax

Important: The related activity monitor routines is deprecated and might be removed in a future release. For more information, see "Activity monitor routines have been deprecated" at http://www.ibm.com/support/knowledgecenter/SSEPGG_10.1.0/com.ibm.db2.luw.wn.doc/doc/i0059660.html.

►► AM_BASE_RPTS ((— *report_id* — , — *type* — , — *client_locale* —))◄◄

The schema is SYSPROC.

Table function parameters

report_id

An input argument of type INTEGER that specifies a unique report ID. If the argument is null, reports with any report ID are returned.

type

An input argument of type CHAR(4) that specifies the report type. Valid values are:

APPL

Application

STMT

SQL statement

TRAN

Transaction

CACH

Dynamic SQL statement cache

Values can be specified in uppercase or lowercase characters. If the argument is null or an empty string, reports of any type are returned.

client_locale

An input argument of type VARCHAR(33) that specifies a client language identifier. If the argument is null or an empty string, or the message files for the specified locale are not available on the server, 'En_US' is used.

Authorization

One of the following authorities is required to execute the routine:

- EXECUTE privilege on the routine
- DATAACCESS authority
- DBADM authority
- SQLADM authority

Default PUBLIC privilege

In a non-restrictive database, EXECUTE privilege is granted to PUBLIC when the function is automatically created.

Examples

Example 1:

```
SELECT * FROM TABLE(SYSPROC.AM_BASE_RPTS(CAST(NULL AS INTEGER),
CAST(NULL AS CHAR(4)), CAST(NULL AS VARCHAR(33)))) AS REPORTS
```

Example 2:

```
SELECT ID, NAME FROM TABLE(SYSPROC.AM_BASE_RPTS(
CAST(NULL AS INTEGER), CAST('STMT' AS CHAR(4)), 'En_US'))
AS REPORTS WHERE TYPE = 'STMT'
```

Information returned

<i>Table 234. Information returned by the AM_BASE_RPTS table function</i>		
Column name	Data type	Description
ID	INTEGER	id - cluster caching facility identification monitor element
TYPE	CHAR(4)	The report type. Valid values are: APPL, STMT, TRAN, CACH.
NAME	VARCHAR(256)	The name or short description of the report.
DESCRIPTION	VARCHAR(16384)	The detailed description of the report.
SWITCHES	VARCHAR(100)	The monitor switches required for this report.

AM_DROP_TASK - Delete a monitoring task

The AM_DROP_TASK procedure deletes a monitoring task. It does not return any data.

Syntax

Important: The related activity monitor routines is deprecated and might be removed in a future release. For more information, see "Activity monitor routines have been deprecated" at http://www.ibm.com/support/knowledgecenter/SSEPGG_10.1.0/com.ibm.db2.luw.wn.doc/doc/i0059660.html.

➤ AM_DROP_TASK — (— *task_id* —) ➤

The schema is SYSPROC.

Procedure parameter

task_id

An input argument of type INTEGER that specifies a unique monitoring task ID.

Authorization

One of the following authorities is required to execute the routine:

- EXECUTE privilege on the routine
- DATAACCESS authority
- DBADM authority
- SQLADM authority

Default PUBLIC privilege

In a non-restrictive database, EXECUTE privilege is granted to PUBLIC when the procedure is automatically created.

Example

Drop the monitoring task with ID 5.

```
CALL SYSPROC.AM_DROP_TASK(5)
```

AM_GET_LOCK_CHN_TB - Retrieve application lock chain data in a tabular format

The AM_GET_LOCK_CHN_TB procedure returns application lock chain data in tabular format. A lock chain consists of all the applications that the current application is holding up or waiting for, either directly or indirectly.

Syntax

Important: The related activity monitor routines is deprecated and might be removed in a future release. For more information, see "Activity monitor routines have been deprecated" at http://www.ibm.com/support/knowledgecenter/SSEPGG_10.1.0/com.ibm.db2.luw.wn.doc/doc/i0059660.html.

➤ AM_GET_LOCK_CHN_TB — (— *agent_id* —) ➤

The schema is SYSPROC.

Procedure parameters

agent_id

An input argument of type BIGINT that specifies the agent ID of the application for which lock chain data is to be retrieved.

Authorization

- SYSMON authority
- EXECUTE privilege on the AM_GET_LOCK_CHN_TB procedure.

Default PUBLIC privilege

In a non-restrictive database, EXECUTE privilege is granted to PUBLIC when the procedure is automatically created.

Example

Retrieve lock chain information for agent ID 68.

```
CALL SYSPROC.AM_GET_LOCK_CHN_TB(68)
```

Information returned

The procedure returns the following table. Each row of this table represents a lock-wait relationship. The result set also contains a row for each holding-only application; in this case, the HOLDING_AGENT_ID column is null, and the other four columns are for the holding-only application.

Table 235. Information returned by the AM_GET_LOCK_CHN_TB procedure

Column name	Data Type	Description
HOLDING_AGENT_ID	BIGINT	The agent ID of the application holding the lock.
AGENT_ID	BIGINT	agent_id - Application handle (agent ID) monitor element
APPL_NAME	VARCHAR(255)	appl_name - Application name monitor element
AUTH_ID	VARCHAR(128)	auth_id - Authorization ID monitor element
APPL_ID	VARCHAR(64)	appl_id - Application ID monitor element

AM_GET_LOCK_CHNS - Retrieve lock chain information for a specific application

The AM_GET_LOCK_CHNS procedure returns lock chains for the specified application as a formatted string. A lock chain consists of all the applications that the current application is holding up or waiting for, either directly or indirectly.

Syntax

Important: The related activity monitor routines is deprecated and might be removed in a future release. For more information, see "Activity monitor routines have been deprecated" at http://www.ibm.com/support/knowledgecenter/SSEPGG_10.1.0/com.ibm.db2.luw.wn.doc/doc/i0059660.html.

➤ AM_GET_LOCK_CHNS — (— *agent_id* — , — *lock_chains* —) ➤

The schema is SYSPROC.

Procedure parameters

agent_id

An input argument of type BIGINT that specifies the agent ID of the application whose lock chains are to be displayed.

lock_chains

An output argument of type CLOB(2M) that shows all the lock chains for the specified application.

Authorization

- SYSMON authority
- EXECUTE privilege on the AM_GET_LOCK_CHNS procedure.

Default PUBLIC privilege

In a non-restrictive database, EXECUTE privilege is granted to PUBLIC when the procedure is automatically created.

Example

```
CALL SYSPROC.AM_GET_LOCK_CHNS(17,?)
```

Value of output parameters

Parameter Name : LOCK_CHAINS
Parameter Value : >db2bp.exe (Agent ID: 17) (Auth ID: AMUSERC)

<db2bp.exe (Agent ID: 17) (Auth ID: AMUSERC)
 <db2bp.exe (Agent ID: 18) (Auth ID: AMUSERB)
 <db2bp.exe (Agent ID: 16) (Auth ID: AMUSERA)

Return Status = 0

AM_GET_LOCK_RPT - Retrieve application lock details

The AM_GET_LOCK_RPT procedure returns lock details for an application in three output result sets.

Syntax

Important: The related activity monitor routines is deprecated and might be removed in a future release. For more information, see "Activity monitor routines have been deprecated" at http://www.ibm.com/support/knowledgecenter/SSEPGG_10.1.0/com.ibm.db2.luw.wn.doc/doc/i0059660.html.

➤ AM_GET_LOCK_RPT — (— *agent_id* —) ➤

The schema is SYSPROC.

Procedure parameter

agent_id

An input argument of type BIGINT that specifies the agent ID of the application whose lock details are to be returned.

Authorization

- SYSMON authority

- EXECUTE privilege on the AM_GET_LOCK_RPT procedure.

Default PUBLIC privilege

In a non-restrictive database, EXECUTE privilege is granted to PUBLIC when the procedure is automatically created.

Example

```
CALL SYSPROC.AM_GET_LOCK_RPT(68)
```

Usage note

The DFT_MON_LOCK monitor switch must be turned on for this procedure to return any information.

Information returned

The procedure returns three result sets: one for application general information; one for locks that the application holds; and one for locks that the application is waiting for.

<i>Table 236. General application information returned by the AM_GET_LOCK_RPT procedure</i>		
Column name	Data Type	Description
AGENT_ID	BIGINT	agent_id - Application handle (agent ID)
APPL_NAME	VARCHAR(256)	appl_name - Application name
PRIMARY_AUTH_ID	VARCHAR(128)	auth_id - Authorization ID
APPL_ID	VARCHAR(128)	appl_id - Application ID

Table 236. General application information returned by the AM_GET_LOCK_RPT procedure (continued)

Column name	Data Type	Description
APPL_STATUS	VARCHAR(22)	<p>appl_status - Application status. This interface returns a text identifier based on the defines in sqlmon.h, and is one of:</p> <ul style="list-style-type: none"> • BACKUP • COMMIT_ACT • COMP • CONNECTED • CONNECTPEND • CREATE_DB • DECOUPLED • DISCONNECTPEND • INTR • IOERROR_WAIT • LOAD • LOCKWAIT • QUIESCE_TABLESPACE • RECOMP • REMOTE_RQST • RESTART • RESTORE • ROLLBACK_ACT • ROLLBACK_TO_SAVEPOINT • TEND • THABRT • THCOMT • TPREP • UNLOAD • UOWEXEC • UOWWAIT • WAITFOR_REMOTE
COORD_NODE_NUM	SMALLINT	coord_node - Coordinating node
SEQUENCE_NO	VARCHAR(4)	sequence_no - Sequence number
CLIENT_PRDID	VARCHAR(128)	client_prdid - Client product/version ID
CLIENT_PID	BIGINT	client_pid - Client process ID

Table 236. General application information returned by the AM_GET_LOCK_RPT procedure (continued)

Column name	Data Type	Description
CLIENT_PLATFORM	VARCHAR(12)	<p>client_platform - Client operating platform. This interface returns a text identifier based on the defines in sqlmon.h,</p> <ul style="list-style-type: none"> • AIX • AIX64 • AS400_DRDA • DOS • DYNIX • HP • HP64 • HPIA • HPIA64 • LINUX • LINUX390 • LINUXIA64 • LINUXPPC • LINUXPPC64 • LINUXX8664 • LINUXZ64 • MAC • MVS_DRDA • NT • NT64 • OS2 • OS390 • SCO • SGI • SNI • SUN • SUN64 • UNKNOWN • UNKNOWN_DRDA • VM_DRDA • VSE_DRDA • WINDOWS • WINDOWS95

Table 236. General application information returned by the AM_GET_LOCK_RPT procedure (continued)

Column name	Data Type	Description
CLIENT_PROTOCOL	VARCHAR(10)	client_protocol - Client communication protocol. This interface returns a text identifier based on the defines in sqlmon.h, <ul style="list-style-type: none"> • CPIC • LOCAL • NPIPE • TCPIP (for Db2) • TCPIP4 • TCPIP6
CLIENT_NNAME	VARCHAR(128)	client_nname - Client name monitor element
LOCKS_HELD	BIGINT	locks_held - Locks held
LOCK_WAIT_START_TIME	TIMESTAMP	lock_wait_start_time - Lock wait start timestamp
LOCK_WAIT_TIME	BIGINT	lock_wait_time - Time waited on locks
LOCK_WAITS	BIGINT	lock_waits - Lock waits
LOCK_TIMEOUTS	BIGINT	lock_timeouts - Number of lock timeouts
LOCK_ESCALS	BIGINT	lock_escals - Number of lock escalations
X_LOCK_ESCALS	BIGINT	x_lock_escals - Exclusive lock escalations
DEADLOCKS	BIGINT	deadlocks - Deadlocks detected

Table 237. Locks held information returned by the AM_GET_LOCK_RPT procedure

Column name	Data Type	Description
TBSP_NAME	VARCHAR(128)	tablespace_name - Table space name
TABSCHEMA	VARCHAR(128)	table_schema - Table schema name
TABNAME	VARCHAR(128)	table_name - Table name

Table 237. Locks held information returned by the AM_GET_LOCK_RPT procedure (continued)

Column name	Data Type	Description
LOCK_OBJECT_TYPE	VARCHAR(18)	<p>lock_object_type - Lock object type waited on. This interface returns a text identifier based on the defines in sqlmon.h and is one of:</p> <ul style="list-style-type: none"> • AUTORESIZE_LOCK • AUTOSTORAGE_LOCK • BLOCK_LOCK • EOT_LOCK • INPLACE_REORG_LOCK • INTERNAL_LOCK • INTERNALB_LOCK • INTERNALC_LOCK • INTERNALJ_LOCK • INTERNALL_LOCK • INTERNALO_LOCK • INTERNALQ_LOCK • INTERNALP_LOCK • INTERNALS_LOCK • INTERNALT_LOCK • INTERNALV_LOCK • KEYVALUE_LOCK • ROW_LOCK • SYSBOOT_LOCK • TABLE_LOCK • TABLE_PART_LOCK • TABLESPACE_LOCK • XML_PATH_LOCK • COL_TABLE_SERIALIZE_LOCK

Table 237. Locks held information returned by the AM_GET_LOCK_RPT procedure (continued)

Column name	Data Type	Description
LOCK_MODE	VARCHAR(10)	lock_mode - Lock mode. This interface returns a text identifier based on the defines in sqlmon.h and is one of: <ul style="list-style-type: none"> • IN • IS • IX • NON (if no lock) • NS • NW • S • SIX • U • X • Z
LOCK_STATUS	VARCHAR(10)	lock_status - Lock status. This interface returns a text identifier based on the defines in sqlmon.h and is one of: <ul style="list-style-type: none"> • CONV • GRNT
LOCK_ESCALATION	SMALLINT	lock_escalation - Lock escalation
LOCK_NAME	VARCHAR(32)	lock_name - Lock name
DBPARTITIONNUM	SMALLINT	dbpartitionnum - Database partition number monitor element

Table 238. Locks wait information returned by the AM_GET_LOCK_RPT procedure

Column name	Data Type	Description
AGENT_ID_HOLDING_LK	BIGINT	agent_id_holding_lock - Agent ID holding lock
APPL_ID_HOLDING_LK	VARCHAR(128)	appl_id_holding_lk - Application ID holding lock
LOCK_WAIT_START_TIME	TIMESTAMP	lock_wait_start_time - Lock wait start timestamp
DBPARTITIONNUM	SMALLINT	dbpartitionnum - Database partition number monitor element
TBSP_NAME	VARCHAR(128)	tablespace_name - Table space name
TABSCHEMA	VARCHAR(128)	table_schema - Table schema name
TABNAME	VARCHAR(128)	table_name - Table name

Table 238. Locks wait information returned by the AM_GET_LOCK_RPT procedure (continued)

Column name	Data Type	Description
LOCK_OBJECT_TYPE	VARCHAR(18)	<p>lock_object_type - Lock object type waited on. This interface returns a text identifier based on the defines in sqlmon.h and is one of:</p> <ul style="list-style-type: none"> • AUTORESIZE_LOCK • AUTOSTORAGE_LOCK • BLOCK_LOCK • EOT_LOCK • INPLACE_REORG_LOCK • INTERNAL_LOCK • INTERNALB_LOCK • INTERNALC_LOCK • INTERNALJ_LOCK • INTERNALL_LOCK • INTERNALO_LOCK • INTERNALQ_LOCK • INTERNALP_LOCK • INTERNALS_LOCK • INTERNALT_LOCK • INTERNALV_LOCK • KEYVALUE_LOCK • ROW_LOCK • SYSBOOT_LOCK • TABLE_LOCK • TABLE_PART_LOCK • TABLESPACE_LOCK • XML_PATH_LOCK
LOCK_MODE	VARCHAR(10)	<p>lock_mode - Lock mode. This interface returns a text identifier based on the defines in sqlmon.h and is one of:</p> <ul style="list-style-type: none"> • IN • IS • IX • NON (if no lock) • NS • NW • S • SIX • U • X • Z

Table 238. Locks wait information returned by the AM_GET_LOCK_RPT procedure (continued)

Column name	Data Type	Description
LOCK_MODE_REQUESTED	VARCHAR(10)	lock_mode_requested - Lock mode requested. This interface returns a text identifier based on the defines in sqlmon.h and is one of: <ul style="list-style-type: none"> • IN • IS • IX • NON (if no lock) • NS • NW • S • SIX • U • X • Z
LOCK_ESCALATION	SMALLINT	lock_escalation - Lock escalation

AM_GET_RPT - Retrieve activity monitor data

The AM_GET_RPT procedure returns activity monitor data for a report.

Syntax

Important: The related activity monitor routines is deprecated and might be removed in a future release. For more information, see "Activity monitor routines have been deprecated" at http://www.ibm.com/support/knowledgecenter/SSEPGG_10.1.0/com.ibm.db2.luw.wn.doc/doc/i0059660.html.

➤ AM_GET_RPT (— *partition* — , — *report_id* — , — *appl_filter* — , — *max_number* —) ➤

The schema is SYSPROC.

Procedure parameters

partition

An input argument of type INTEGER that specifies a database partition number. Valid values are -2 (denoting all database partitions) and the database partition number of any existing database partition.

report_id

An input argument of type INTEGER that specifies a unique report ID.

appl_filter

An input argument of type CLOB(32K) that specifies an application filter. An application filter is a search condition involving any or all of the three columns AGENT_ID, APPL_NAME, and PRIMARY_AUTH_ID, where AGENT_ID and PRIMARY_AUTH_ID are integers, and APPL_NAME is a character string. If the argument is null or an empty string, no filtering is performed.

max_number

An input argument of type INTEGER that specifies the maximum number of applications, statements, or transactions that are to be displayed. If the argument is null, all applications, statements, and transactions will be displayed.

Authorization

- SYSMON authority
- EXECUTE privilege on the AM_GET_RPT procedure.

Default PUBLIC privilege

In a non-restrictive database, EXECUTE privilege is granted to PUBLIC when the procedure is automatically created.

Example

```
CALL SYSPROC.AM_GET_RPT(-2, 18,  
  CAST('AGENT_ID=29 AND PRIMARY_AUTH_ID <> 'dbuser'' AND APPL_NAME LIKE 'db2%''  
  AS CLOB(32K)), 100)
```

Usage note

The result set returned is different for each report id. This procedure is intended to support the discontinued Activity Monitor graphical tool. To build reports that can be parsed, snapshot administrative SQL routines and views should be used instead. To use this procedure, the DFT_MON_LOCK monitor switch must be turned on.

AM_SAVE_TASK - Create or modify a monitoring task

The AM_SAVE_TASK procedure creates or modifies a monitoring task.

Syntax

Important: The related activity monitor routines is deprecated and might be removed in a future release. For more information, see "Activity monitor routines have been deprecated" at http://www.ibm.com/support/knowledgecenter/SSEPGG_10.1.0/com.ibm.db2.luw.wn.doc/doc/i0059660.html.

```
►► AM_SAVE_TASK — ( — mode — , — task_id — , — task_name — , — appl_filter — , ►  
  ► — show_lock_chains — , — report_ids — ) ►◄
```

The schema is SYSPROC.

Procedure parameters

mode

An input argument of type CHAR(1) that specifies whether to create a new monitoring task ('C') or to modify an existing monitoring task ('M').

task_id

An input argument of type INTEGER that specifies a unique monitoring task ID. When *mode* is 'C', any specified input for *task_id* is ignored. An ID for the new monitoring task will be generated by the procedure and returned in the output. When *mode* is 'M', specifies the ID of the monitoring task that is being modified.

task_name

An input argument of type VARCHAR(128) that specifies a name or short description for a monitoring task.

appl_filter

An input argument of type CLOB(32K) that specifies an application filter. An application filter is a search condition involving any or all of the three columns AGENT_ID, APPL_NAME, and AUTH_ID, where AGENT_ID and AUTH_ID are integers, and APPL_NAME is a character string. If the argument is null or an empty string, no filtering is performed.

show_lock_chains

An input argument of type CHAR(1) that specifies whether lock chains are to be shown. Valid values are 'Y' and 'N'. If the argument is null, lock chains are not to be shown.

report_ids

An input argument of type VARCHAR(3893) that specifies one or more report IDs separated by commas.

Authorization

One of the following authorities is required to execute the routine:

- EXECUTE privilege on the routine
- DATAACCESS authority
- DBADM authority
- SQLADM authority

Default PUBLIC privilege

In a non-restrictive database, EXECUTE privilege is granted to PUBLIC when the procedure is automatically created.

Example

Example:

```
CALL SYSPROC.AM_SAVE_TASK('M',11,'Task ABC',CAST (NULL AS CLOB(32K)),  
'N', '1,2,4,8,9,12')
```

APPL_PERFORMANCE administrative view - Retrieve percentage of rows selected for an application

The APPL_PERFORMANCE administrative view displays information about the percentage of rows selected by an application. The information returned is for all database partitions for the currently connected database. This view can be used to look for applications that might be performing large table scans or to look for potentially troublesome queries.

Important: The APPL_PERFORMANCE administrative view is deprecated and has been replaced by the [“MON_CONNECTION_SUMMARY - Retrieve metrics for all connections”](#) on page 372.

The schema is SYSIBMADM.

Authorization

One of the following authorizations is required:

- SELECT privilege on the APPL_PERFORMANCE administrative view
- CONTROL privilege on the APPL_PERFORMANCE administrative view
- DATAACCESS authority
- DBADM authority
- SQLADM authority
- ACCESSCTRL authority
- SECADM authority

In addition, to access snapshot monitor data, one of the following authorities is also required:

- SYSMON
- SYSCTRL

- SYSMANT
- SYSADM

Default PUBLIC privilege

In a non-restrictive database, SELECT privilege is granted to PUBLIC when the view is automatically created.

Example

Retrieve the report on application performance.

```
SELECT SNAPSHOT_TIMESTAMP, SUBSTR(AUTHID,1,10) AS AUTHID,
       SUBSTR(APPL_NAME,1,10) AS APPL_NAME,AGENT_ID,
       PERCENT_ROWS_SELECTED, DBPARTITIONNUM
FROM SYSIBMADM.APPL_PERFORMANCE
```

The following is an example of output for this query.

```
SNAPSHOT_TIMESTAMP      AUTHID      APPL_NAME ...
-----
2006-01-07-17.01.15.966668 JESSICAE   db2bp.exe ...
2006-01-07-17.01.15.980278 JESSICAE   db2taskd  ...
2006-01-07-17.01.15.980278 JESSICAE   db2bp.exe ...
3 record(s) selected.  ...
```

Output for this query (continued).

```
... AGENT_ID      PERCENT_ROWS_SELECTED DBPARTITIONNUM
... -----
...          67              -                1
...          68              -                0
...          67              57.14           0
...          ...
```

Information returned

<i>Table 239. Information returned by the APPL_PERFORMANCE administrative view</i>		
Column name	Data type	Description or corresponding monitor element
SNAPSHOT_TIMESTAMP	TIMESTAMP	The date and time that the snapshot was taken.
AUTHID	VARCHAR(128)	auth_id - Authorization ID
APPL_NAME	VARCHAR(256)	appl_name - Application name
AGENT_ID	BIGINT	agent_id - Application handle (agent ID)
PERCENT_ROWS_SELECTED	DECIMAL(5,2)	The percent of rows read from disk that were actually returned to the application. Note: The percentage shown will not be greater than 100.00 percent.
DBPARTITIONNUM	SMALLINT	dbpartitionnum - Database partition number monitor element
MEMBER	SMALLINT	member - Database member monitor element

APPLICATIONS administrative view - Retrieve connected database application information

The APPLICATIONS administrative view returns information about the connected database applications. The view is an SQL interface for the **LIST APPLICATIONS SHOW DETAIL** CLP command, but only for the currently connected database. Its information is based on the SNAPAPPL_INFO administrative view.

Important: The SNAPAPPL administrative view and the SNAP_GET_APPL table function are deprecated and have been replaced by the [“MON_GET_CONNECTION table function - Get connection metrics”](#) on [page 532](#).

The schema is SYSIBMADM.

Authorization

One of the following authorizations is required:

- SELECT privilege on the APPLICATIONS administrative view
- CONTROL privilege on the APPLICATIONS administrative view
- DATAACCESS authority
- DBADM authority
- SQLADM authority

In addition, to access snapshot monitor data, one of the following authorities is also required:

- SYSMON
- SYSCTRL
- SYSMAINT
- SYSADM

Default PUBLIC privilege

In a non-restrictive database, SELECT privilege is granted to PUBLIC when the view is automatically created.

Example

Example 1: List information for all the active applications in the single-partitioned database SAMPLE.

```
SELECT AGENT_ID, SUBSTR(APPL_NAME,1,10) AS APPL_NAME, AUTHID,
       APPL_STATUS FROM SYSIBMADM.APPLICATIONS WHERE DB_NAME = 'SAMPLE'
```

The following is an example of output for this query.

```
AGENT_ID          APPL_NAME  AUTHID  APPL_STATUS
-----
                23 db2bp.exe  JESSICAE  UOWEXEC

1 record(s) selected.
```

Example 2: List the number of agents per application on database partition 0 for the multi-partition database SAMPLE.

```
SELECT SUBSTR(APPL_NAME, 1, 10) AS APPL_NAME, COUNT(*) AS NUM
       FROM SYSIBMADM.APPLICATIONS WHERE DBPARTITIONNUM = 0
       AND DB_NAME = 'SAMPLE' GROUP BY APPL_NAME
```

The following is an example of output for this query.

```
APPL_NAME  NUM
-----
db2bp.exe  3
javaw.exe  1
```

2 record(s) selected.

Usage notes

The view does not support the **GLOBAL** syntax available from the CLP. However, aggregation can be done using SQL aggregation functions as data from all database partitions is returned from the view.

Information returned

<i>Table 240. Information returned by the APPLICATIONS administrative view</i>		
Column name	Data type	Description or corresponding monitor element
SNAPSHOT_TIMESTAMP	TIMESTAMP	The date and time that the snapshot was taken.
CLIENT_DB_ALIAS	VARCHAR(128)	client_db_alias - Database alias used by application
DB_NAME	VARCHAR(128)	db_name - Database name
AGENT_ID	BIGINT	agent_id - Application handle (agent ID)
APPL_NAME	VARCHAR(256)	appl_name - Application name
AUTHID	VARCHAR(128)	auth_id - Authorization ID
APPL_ID	VARCHAR(128)	appl_id - Application ID

Table 240. Information returned by the APPLICATIONS administrative view (continued)

Column name	Data type	Description or corresponding monitor element
APPL_STATUS	VARCHAR(22)	<p>appl_status - Application status. This interface returns a text identifier based on defines in sqlmon.h, and is one of:</p> <ul style="list-style-type: none"> • BACKUP • COMMIT_ACT • COMP • CONNECTED • CONNECTPEND • CREATE_DB • DECOUPLED • DISCONNECTPEND • INTR • IOERROR_WAIT • LOAD • LOCKWAIT • QUIESCE_TABLESPACE • RECOMP • REMOTE_RQST • RESTART • RESTORE • ROLLBACK_ACT • ROLLBACK_TO_SAVEPOINT • TEND • THABRT • THCOMT • TPREP • UNLOAD • UOWEXEC • UOWWAIT • WAITFOR_REMOTE
STATUS_CHANGE_TIME	TIMESTAMP	status_change_time - Application status change time
SEQUENCE_NO	VARCHAR(4)	sequence_no - Sequence number
CLIENT_PRDID	VARCHAR(128)	client_prdid - Client product/version ID
CLIENT_PID	BIGINT	client_pid - Client process ID

Table 240. Information returned by the APPLICATIONS administrative view (continued)

Column name	Data type	Description or corresponding monitor element
CLIENT_PLATFORM	VARCHAR(12)	<p>client_platform - Client operating platform. This interface returns a text identifier based on defines in sqlmon.h, and is one of:</p> <ul style="list-style-type: none"> • AIX • AIX64 • AS400_DRDA • DOS • DYNIX • HP • HP64 • HPIA • HPIA64 • LINUX • LINUX390 • LINUXIA64 • LINUXPPC • LINUXPPC64 • LINUXX8664 • LINUXZ64 • MAC • MVS_DRDA • NT • NT64 • OS2 • OS390 • SCO • SGI • SNI • SUN • SUN64 • UNKNOWN • UNKNOWN_DRDA • VM_DRDA • VSE_DRDA • WINDOWS • WINDOWS95

Table 240. Information returned by the APPLICATIONS administrative view (continued)

Column name	Data type	Description or corresponding monitor element
CLIENT_PROTOCOL	VARCHAR(10)	client_protocol - Client communication protocol. This interface returns a text identifier based on the defines in sqlmon.h, <ul style="list-style-type: none"> • CPIC • LOCAL • NPIPE • TCPIP • TCPIP4 • TCPIP6
CLIENT_NNAME	VARCHAR(128)	client_nname - Client name monitor element
COORD_NODE_NUM	SMALLINT	coord_node - Coordinating node
COORD_AGENT_PID	BIGINT	coord_agent_pid - Coordinator agent
NUM_ASSOC_AGENTS	BIGINT	num_assoc_agents - Number of associated agents
TPMON_CLIENT_USERID	VARCHAR(256)	tpmon_client_userid - TP monitor client user ID
TPMON_CLIENT_WKSTN	VARCHAR(256)	tpmon_client_wkstn - TP monitor client workstation name
TPMON_CLIENT_APP	VARCHAR(256)	tpmon_client_app - TP monitor client application name
TPMON_ACC_STR	VARCHAR(255)	tpmon_acc_str - TP monitor client accounting string
DBPARTITIONNUM	SMALLINT	dbpartitionnum - Database partition number monitor element
MEMBER	SMALLINT	member - Database member monitor element
COORD_MEMBER	SMALLINT	coord_member - Coordinator member monitor element
COORD_DBPARTITIONNUM	SMALLINT	The coordinating database partition number.

APPLICATION_ID

The APPLICATION_ID function returns the application ID of the current connection. The data type of the result is VARCHAR(128).

The value returned by the function is unique within a 100-year interval and valid only for the duration of the connection established before calling the function.

Note: This scalar function has been deprecated and replaced by the [MON_GET_APPLICATION_ID](#) scalar function.

Syntax

➤ APPLICATION_ID — (—) ➤

The schema is SYSFUN.

Authorization

One of the following authorities is required to execute the function:

- EXECUTE privilege on the function
- DATAACCESS authority
- DBADM authority
- SQLADM authority

Default PUBLIC privilege

In a non-restrictive database, EXECUTE privilege is granted to PUBLIC when the function is automatically created.

Example

```
SELECT APPLICATION_ID() AS APPL_ID FROM SYSIBM.SYSDUMMY1
```

BP_HITRATIO administrative view - Retrieve bufferpool hit ratio information

The BP_HITRATIO administrative view returns bufferpool hit ratios, including total hit ratio, data hit ratio, XDA hit ratio and index hit ratio, for all bufferpools and all database partitions in the currently connected database.

Important: The BP_HITRATIO administrative view is deprecated and has been replaced by the [“MON_BP_UTILIZATION administrative view - Retrieve metrics for bufferpools”](#) on page 364.

Note: This administrative view works only in Db2 environments without the IBM Db2 pureScale Feature. For information about calculating hit ratios in a Db2 pureScale environment, see "Calculating buffer pool hit ratios in a Db2 pureScale environment", in the *Database Monitoring Guide and Reference*.

The schema is SYSIBMADM.

Authorization

One of the following authorizations is required:

- SELECT privilege on the BP_HITRATIO administrative view
- CONTROL privilege on the BP_HITRATIO administrative view
- DATAACCESS authority
- DBADM authority
- SQLADM authority
- ACCESSCTRL authority
- SECADM authority

In addition, to access snapshot monitor data, one of the following authorities is also required:

- SYSMON
- SYSCTRL
- SYSMAINT
- SYSADM

Default PUBLIC privilege

In a non-restrictive database, SELECT privilege is granted to PUBLIC when the view is automatically created.

Example

Retrieve a report for all bufferpools in the connected database.

```
SELECT SUBSTR(DB_NAME,1,8) AS DB_NAME, SUBSTR(BP_NAME,1,14) AS BP_NAME,
TOTAL_HIT_RATIO_PERCENT, DATA_HIT_RATIO_PERCENT,
INDEX_HIT_RATIO_PERCENT, XDA_HIT_RATIO_PERCENT, DBPARTITIONNUM
FROM SYSIBMADM.BP_HITRATIO ORDER BY DBPARTITIONNUM
```

The following is an example of output for this query.

DB_NAME	BP_NAME	TOTAL_HIT_RATIO_PERCENT	DATA_HIT_RATIO_PERCENT	...
TEST	IBMDEFAULTBP	63.09	68.94	...
TEST	IBMSYSTEMBP4K	-	-	...
TEST	IBMSYSTEMBP8K	-	-	...
TEST	IBMSYSTEMBP16K	-	-	...
TEST	IBMSYSTEMBP32K	-	-	...

Output for this query (continued).

...	INDEX_HIT_RATIO_PERCENT	XDA_HIT_RATIO_PERCENT	DBPARTITIONNUM
...	43.20	-	0
...	-	-	0
...	-	-	0
...	-	-	0
...	-	-	0

Usage notes

The ratio of physical reads to total reads gives the hit ratio for the bufferpool. The lower the hit ratio, the more the data is being read from disk rather than the cached buffer pool which can be a more costly operation.

Information returned

<i>Table 241. Information returned by the BP_HITRATIO administrative view</i>		
Column name	Data type	Description or corresponding monitor element
SNAPSHOT_TIMESTAMP	TIMESTAMP	Timestamp when the report was requested.
DB_NAME	VARCHAR(128)	db_name - Database name
BP_NAME	VARCHAR(128)	bp_name - Buffer pool name
TOTAL_LOGICAL_READS	BIGINT	Total logical reads (index, XDA and data) in the bufferpool.
TOTAL_PHYSICAL_READS	BIGINT	Total physical reads (index, XDA and data) in the bufferpool.
TOTAL_HIT_RATIO_PERCENT	DECIMAL(5,2)	Total hit ratio (index, XDA and data reads).
DATA_LOGICAL_READS	BIGINT	pool_data_l_reads - Buffer pool data logical reads

Table 241. Information returned by the BP_HITRATIO administrative view (continued)

Column name	Data type	Description or corresponding monitor element
DATA_PHYSICAL_READS	BIGINT	pool_data_p_reads - Buffer pool data physical reads
DATA_HIT_RATIO_PERCENT	DECIMAL(5,2)	Data hit ratio.
INDEX_LOGICAL_READS	BIGINT	pool_index_l_reads - Buffer pool index logical reads
INDEX_PHYSICAL_READS	BIGINT	pool_index_p_reads - Buffer pool index physical reads
INDEX_HIT_RATIO_PERCENT	DECIMAL(5,2)	Index hit ratio.
XDA_LOGICAL_READS	BIGINT	pool_xda_l_reads - Buffer Pool XDA Data Logical Reads
XDA_PHYSICAL_READS	BIGINT	pool_xda_p_reads - Buffer Pool XDA Data Physical Reads
XDA_HIT_RATIO_PERCENT	DECIMAL(5,2)	Auxiliary storage objects hit ratio.
DBPARTITIONNUM	SMALLINT	dbpartitionnum - Database partition number monitor element
MEMBER	SMALLINT	member - Database member monitor element

BP_READ_IO administrative view - Retrieve bufferpool read performance information

The BP_READ_IO administrative view returns bufferpool read performance information. This view can be used to look at each bufferpool to see how effective the prefetchers are.

Important: The BP_READ_IO administrative view is deprecated and has been replaced by the “MON_BP_UTILIZATION administrative view - Retrieve metrics for bufferpools” on page 364.

The schema is SYSIBMADM.

Authorization

One of the following authorizations is required:

- SELECT privilege on the BP_READ_IO administrative view
- CONTROL privilege on the BP_READ_IO administrative view
- DATAACCESS authority
- DBADM authority
- SQLADM authority

In addition, to access snapshot monitor data, one of the following authorities is also required:

- SYSMON
- SYSCTRL
- SYSMAINT
- SYSADM

Default PUBLIC privilege

In a non-restrictive database, SELECT privilege is granted to PUBLIC when the view is automatically created.

Example

Retrieve total physical reads and average read time for all bufferpools on all partitions of the currently connected database.

```
SELECT SUBSTR(BP_NAME, 1, 15) AS BP_NAME, TOTAL_PHYSICAL_READS,
       AVERAGE_READ_TIME_MS, DBPARTITIONNUM
FROM SYSIBMADM.BP_READ_IO ORDER BY DBPARTITIONNUM
```

The following is an example of output for this query.

BP_NAME	TOTAL_PHYSICAL_READS	AVERAGE_READ_TIME_MS	DBPARTITIONNUM
IBMDEFAULTBP	811	4	0
IBMSYSTEMBP4K	0	-	0
IBMSYSTEMBP8K	0	-	0
IBMSYSTEMBP16K	0	-	0
IBMDEFAULTBP	34	0	1
IBMSYSTEMBP4K	0	-	1
IBMSYSTEMBP8K	0	-	1
IBMDEFAULTBP	34	0	2
IBMSYSTEMBP4K	0	-	2
IBMSYSTEMBP8K	0	-	2

10 record(s) selected.

Information returned

Column name	Data type	Description or corresponding monitor element
SNAPSHOT_TIMESTAMP	TIMESTAMP	Date and time the report was generated.
BP_NAME	VARCHAR(128)	bp_name - Buffer pool name
TOTAL_PHYSICAL_READS	BIGINT	Total physical reads.
AVERAGE_READ_TIME_MS	BIGINT	Average read time in milliseconds.
TOTAL_ASYNC_READS	BIGINT	Total asynchronous reads.
AVERAGE_ASYNC_READ_TIME_MS	BIGINT	Average asynchronous read time in milliseconds.
TOTAL_SYNC_READS	BIGINT	Total synchronous reads.
AVERAGE_SYNC_READ_TIME_MS	BIGINT	Average synchronous read time in milliseconds.

Table 242. Information returned by the BP_READ_IO administrative view (continued)

Column name	Data type	Description or corresponding monitor element
PERCENT_SYNC_READS	DECIMAL(5,2)	Percentage of pages read synchronously without prefetching. If many of the applications are reading data synchronously without prefetching then the system might not be tuned optimally.
ASYNC_NOT_READ_PERCENT	DECIMAL(5,2)	Percentage of pages read asynchronously from disk, but never accessed by a query. If too many pages are read asynchronously from disk into the bufferpool, but no query ever accesses those pages, then the prefetching might degrade performance.
DBPARTITIONNUM	SMALLINT	dbpartitionnum - Database partition number monitor element
MEMBER	SMALLINT	member - Database member monitor element

BP_WRITE_IO administrative view - Retrieve bufferpool write performance information

The BP_WRITE_IO administrative view returns bufferpool write performance information per bufferpool.

Important: The BP_WRITE_IO administrative view is deprecated and has been replaced by the “MON_BP_UTILIZATION administrative view - Retrieve metrics for bufferpools” on page 364.

The schema is SYSIBMADM.

Authorization

One of the following authorizations is required:

- SELECT privilege on the BP_WRITE_IO administrative view
- CONTROL privilege on the BP_WRITE_IO administrative view
- DATAACCESS authority
- DBADM authority
- SQLADM authority

In addition, to access snapshot monitor data, one of the following authorities is also required:

- SYSMON
- SYSCTRL
- SYSMAINT
- SYSADM

Default PUBLIC privilege

In a non-restrictive database, SELECT privilege is granted to PUBLIC when the view is automatically created.

Example

Retrieve total writes and average write time for all bufferpools on all database partitions of the currently connected database.

```
SELECT SUBSTR(BP_NAME, 1, 15) AS BP_NAME, TOTAL_WRITES,
       AVERAGE_WRITE_TIME_MS, DBPARTITIONNUM
FROM SYSIBMADM.BP_WRITE_IO ORDER BY DBPARTITIONNUM
```

The following is an example of output for this query.

BP_NAME	TOTAL_WRITES	AVERAGE_WRITE_TIME_MS	DBPARTITIONNUM
IBMDEFAULTBP	11	5	0
IBMSYSTEMBP4K	0	-	0
IBMSYSTEMBP8K	0	-	0
IBMSYSTEMBP16K	0	-	0
IBMSYSTEMBP32K	0	-	0
IBMDEFAULTBP	0	-	1
IBMSYSTEMBP4K	0	-	1
IBMSYSTEMBP8K	0	-	1
IBMDEFAULTBP	0	-	2
IBMSYSTEMBP4K	0	-	2
IBMSYSTEMBP8K	0	-	2

11 record(s) selected.

Information returned

<i>Table 243. Information returned by the BP_WRITE_IO administrative view</i>		
Column name	Data type	Description or corresponding monitor element
SNAPSHOT_TIMESTAMP	TIMESTAMP	The date and time the report was generated.
BP_NAME	VARCHAR(128)	bp_name - Buffer pool name
TOTAL_WRITES	BIGINT	Total writes.
AVERAGE_WRITE_TIME_MS	BIGINT	Average write time in milliseconds.
TOTAL_ASYNC_WRITES	BIGINT	Total asynchronous writes.
PERCENT_WRITES_ASYNC	BIGINT	Percent of writes that are asynchronous.
AVERAGE_ASYNC_WRITE_TIME_MS	BIGINT	Average asynchronous write time in milliseconds.

Table 243. Information returned by the BP_WRITE_IO administrative view (continued)

Column name	Data type	Description or corresponding monitor element
TOTAL_SYNC_WRITES	BIGINT	Total synchronous writes.
AVERAGE_SYNC_WRITE_TIME_MS	BIGINT	Average synchronous write time in milliseconds.
DBPARTITIONNUM	SMALLINT	dbpartitionnum - Database partition number monitor element
MEMBER	SMALLINT	member - Database member monitor element

CONTAINER_UTILIZATION administrative view - Retrieve table space container and utilization information

The CONTAINER_UTILIZATION administrative view returns information about table space containers and utilization rates. It retrieve a similar report to the LIST TABLESPACES command on a single partitioned database. Its information is based on the SNAPCONTAINER administrative view.

Important: The CONTAINER_UTILIZATION administrative view is deprecated and has been replaced by the “[MON_GET_CONTAINER table function - Get table space container metrics](#)” on page 568.

The schema is SYSIBMADM.

Authorization

One of the following authorizations is required:

- SELECT privilege on the CONTAINER_UTILIZATION administrative view
- CONTROL privilege on the CONTAINER_UTILIZATION administrative view
- DATAACCESS authority
- DBADM authority
- SQLADM authority
- ACCESSCTRL authority
- SECADM authority

In addition, to access snapshot monitor data, one of the following authorities is also required:

- SYSMON
- SYSCTRL
- SYSMAINT
- SYSADM

Default PUBLIC privilege

In a non-restrictive database, SELECT privilege is granted to PUBLIC when the view is automatically created.

Example

Retrieve a list of all table spaces containers in the connected single partition database, including information about the total and usable pages as well as their accessibility status.

```
SELECT SUBSTR(TBSP_NAME,1,20) AS TBSP_NAME, INT(TBSP_ID) AS TBSP_ID,
       SUBSTR(CONTAINER_NAME,1,45) AS CONTAINER_NAME, INT(CONTAINER_ID)
       AS CONTAINER_ID, CONTAINER_TYPE, INT(TOTAL_PAGES) AS TOTAL_PAGES,
       INT(USABLE_PAGES) AS USABLE_PAGES, ACCESSIBLE
FROM SYSIBMADM.CONTAINER_UTILIZATION
```

The following is an example of output for this query.

```
TBSP_NAME          TBSP_ID    CONTAINER_NAME          ...
-----
SYSCATSPACE          0  D:\DB2\NODE0000\SQL00001\SQLT0000.0  ...
TEMPSPACE1          1  D:\DB2\NODE0000\SQL00001\SQLT0001.0  ...
USERSPACE1          2  D:\DB2\NODE0000\SQL00001\SQLT0002.0  ...
SYSTOOLSPACE        3  D:\DB2\NODE0000\SQL00001\SYSTOOLSPACE  ...
SYSTOOLSTMPSPACE    4  D:\DB2\NODE0000\SQL00001\SYSTOOLSTMPSPACE  ...

    5 record(s) selected.
```

Output for this query (continued).

```
... CONTAINER_ID CONTAINER_TYPE TOTAL_PAGES USABLE_PAGES ACCESSIBLE
... -----
...          0 PATH          0          0          1
...          0 PATH          0          0          1
...          0 PATH          0          0          1
...          0 PATH          0          0          1
...          0 PATH          0          0          1
```

Information returned

The BUFFERPOOL snapshot monitor switch must be enabled at the database manager configuration for the file system information to be returned.

<i>Table 244. Information returned by the CONTAINER_UTILIZATION administrative view</i>		
Column name	Data type	Description or corresponding monitor element
SNAPSHOT_TIMESTAMP	TIMESTAMP	The date and time that the snapshot was taken.
TBSP_NAME	VARCHAR(128)	tablespace_name - Table space name
TBSP_ID	BIGINT	tablespace_id - Table space identification
CONTAINER_NAME	VARCHAR(256)	container_name - Container name
CONTAINER_ID	BIGINT	container_id - Container identification
CONTAINER_TYPE	VARCHAR(16)	container_type - Container type This is a text identifier based on the defines in sqlutil.h and is one of: <ul style="list-style-type: none"> • DISK_EXTENT_TAG • DISK_PAGE_TAG • FILE_EXTENT_TAG • FILE_PAGE_TAG • PATH

Table 244. Information returned by the CONTAINER_UTILIZATION administrative view (continued)

Column name	Data type	Description or corresponding monitor element
TOTAL_PAGES	BIGINT	container_total_pages - Total pages in container
USABLE_PAGES	BIGINT	container_usable_pages - Usable pages in container
ACCESSIBLE	SMALLINT	container_accessible - Accessibility of container
STRIPE_SET	BIGINT	container_stripe_set - Stripe set
FS_ID	VARCHAR(22)	fs_id - Unique file system identification number
FS_TOTAL_SIZE_KB	BIGINT	fs_total_size - Total size of a file system. This interface returns the value in KB.
FS_USED_SIZE_KB	BIGINT	fs_used_size - Amount of space used on a file system. This interface returns the value in KB.
DBPARTITIONNUM	SMALLINT	dbpartitionnum - Database partition number monitor element

DB_PARTITIONS

The DB_PARTITIONS table function returns the contents of the db2nodes . c f g file in table format.

Note: This table function has been deprecated and replaced by the DB2_MEMBER and DB2_CF administrative views and DB2_GET_INSTANCE_INFO table function.

Syntax

►► DB_PARTITIONS — (—) ►►

The schema is SYSPROC.

Authorization

One of the following authorities is required to execute the routine:

- EXECUTE privilege on the routine
- DATAACCESS authority
- DBADM authority
- SQLADM authority

Default PUBLIC privilege

In a non-restrictive database, EXECUTE privilege is granted to PUBLIC when the function is automatically created.

Table function parameters

The function has no input parameters.

Examples

Retrieve information from a 4 member partitioned database instance.

```
SELECT * FROM TABLE(DB_PARTITIONS()) as T
```

The following is an example of the output from this query:

```
PARTITION_NUMBER  HOST_NAME  PORT_NUMBER  SWITCHNAME
-----
0 so1            0 so1-ib0
1 so2            0 so2-ib0
2 so3            0 so3-ib0
3 so4            0 so4-ib0

4 record(s) selected.
```

In a Db2 pureScale environment, retrieve information from a 3 member and 1 cluster caching facility Db2 pureScale instance.

```
SELECT * FROM TABLE(DB_PARTITIONS()) as T
```

The following is an example of the output from this query:

```
PARTITION_NUMBER  HOST_NAME  PORT_NUMBER  SWITCHNAME
-----
0 so1            0 so1-ib0
0 so2            0 so2-ib0
0 so3            0 so3-ib0

3 record(s) selected.
```

Usage notes

For Db2 Enterprise Server Edition and in a partitioned database environment, the DB_PARTITIONS table function returns one row for each entry in the db2nodes . cfg file.

In a Db2 pureScale environment, the DB_PARTITIONS table function returns multiple rows, with the following information in the columns:

- The PARTITION_NUMBER column always contains 0.
- The remaining columns show information for the entry in the db2nodes . cfg file for the current member.

Information returned

Column name	Data type	Description
PARTITION_NUMBER	SMALLINT	partition_number - Partition Number monitor element
HOST_NAME	VARCHAR(256)	host_name - Host name monitor element
PORT_NUMBER	SMALLINT	The port number for the database partition server.
SWITCH_NAME	VARCHAR(128)	The name of a high speed interconnect, or switch, for database partition communications.

ENV_SYS_RESOURCES administrative view - Return system information

The ENV_SYS_RESOURCES administrative view returns operating system, CPU, memory and other information related to the system.

Note: The ENV_SYS_RESOURCES administrative view and the associated ENV_GET_SYS_RESOURCES table function are deprecated and have been replaced by the [ENV_GET_SYSTEM_RESOURCES table function](#).

The ENV_SYS_RESOURCES administrative view returns operating system, CPU, memory, and other information related to the system.

The schema is SYSIBMADM.

Authorization

One of the following authorizations is required:

- SELECT privilege on the ENV_SYS_RESOURCES administrative view
- CONTROL privilege on the ENV_SYS_RESOURCES administrative view
- DATAACCESS authority

Default PUBLIC privilege

In a non-restrictive database, SELECT privilege is granted to PUBLIC when the view is automatically created.

Example

```
SELECT SUBSTR(NAME,1,20) AS NAME, SUBSTR(VALUE,1,10) AS VALUE,  
       SUBSTR(DATATYPE,1,10) AS DATATYPE, DBPARTITIONNUM  
FROM SYSIBMADM.ENV_SYS_RESOURCES  
WHERE SUBSTR(NAME,1,8)='CPU_LOAD' OR NAME='CPU_USAGE_TOTAL'
```

The following is an example of output from this query.

NAME	VALUE	DATATYPE	DBPARTITIONNUM
CPU_LOAD_SHORT	0.044052	DECIMAL	0
CPU_LOAD_MEDIUM	0.087250	DECIMAL	0
CPU_LOAD_LONG	0.142059	DECIMAL	0
CPU_USAGE_TOTAL	7	SMALLINT	0

4 record(s) selected.

Usage Notes

To return accurate results, the ENV_SYS_RESOURCES administrative view takes more than 1 second on AIX, HP, and Windows operating systems.

ENV_SYS_RESOURCES administrative view metadata

Column name	Data type	Description
NAME	VARCHAR(128)	Name of the attribute. See Table 247 on page 1215 for possible values. Note: Some attributes might not be available depending on the operating system and hardware configuration at the server.
VALUE	VARCHAR(1024)	The value of the attribute.

Table 246. ENV_SYS_RESOURCES administrative view metadata (continued)

Column name	Data type	Description
DATATYPE	VARCHAR(128)	Attribute data type.
UNIT	VARCHAR(128)	Unit used for the VALUE column if applicable. NULL is returned if not applicable.
DBPARTITIONNUM	SMALLINT	dbpartitionnum - Database partition number monitor element

Table 247. Possible values for the NAME column

Information type	Name	Data types	Description	Platforms that return this information	UNIT
Operating system	OS_NAME	VARCHAR(256)	Name of the operating system software.	All	NULL
	HOST_NAME	VARCHAR(256)	Host name of the system.	All	NULL
	OS_VERSION	VARCHAR(256)	Version of the operating system. For example, AIX: 4.3 version = 4.	All	NULL
	OS_RELEASE	VARCHAR(256)	Release of the operating system. For example, AIX: 4.3 release = 3.	All	NULL
	MACHINE_IDENTIFICATION	VARCHAR(256)	Machine hardware identification.	All	NULL
	OS_LEVEL	VARCHAR(256)	Maintenance level of the current version and release. For example, LINUX: 2.4.9, level = 9.	Linux	NULL

Table 247. Possible values for the NAME column (continued)

Information type	Name	Data types	Description	Platforms that return this information	UNIT
CPU	CPU_TOTAL	BIGINT	Total number of CPUs.	All	NULL
	CPU_ONLINE	BIGINT	Number of CPUs online.	All	NULL
	CPU_CONFIGURED	BIGINT	Number of CPUs configured.	All	NULL
	CPU_SPEED	BIGINT	Speed of CPUs.	All	MHz
	CPU_TIMEBASE	BIGINT	Frequency of timebase register increment.	Linux PowerPC®	Hz
	CPU_HMT_DEGREE	BIGINT	On systems that support hardware multithreading (HMT), this is the number of processors that a physical processor will appear to the operating system as. On non-HMT systems, this value is 1. On HMT systems, "total" will reflect the number of logical CPUs. To get the number of physical CPUs, divide the "total" by "threadingDegree".	All	NULL
	CPU_CORES_PER_SOCKET	BIGINT	Number of CPU cores per socket. On single core systems this value is 1.	All	NULL
Physical memory	MEMORY_TOTAL	BIGINT	Total size of physical memory.	All	MB
	MEMORY_FREE	BIGINT	Amount of free physical memory.	All	MB
	MEMORY_SWAP_TOTAL	BIGINT	Total amount of swap space.	All	MB
	MEMORY_SWAP_FREE	BIGINT	Amount of free swap space.	All	MB

Table 247. Possible values for the NAME column (continued)

Information type	Name	Data types	Description	Platforms that return this information	UNIT
Virtual memory	VIRTUAL_MEM_TOTAL	BIGINT	Total amount of virtual memory on the system.	All	MB
	VIRTUAL_MEM_RESERVED	BIGINT	Amount of reserved virtual memory.	All	MB
	VIRTUAL_MEM_FREE	BIGINT	Amount of virtual memory free.	All	MB
CPU load	CPU_LOAD_SHORT	DECIMAL	Shortest period duration. For example, load samples over last 5 minutes.	All except Windows operating systems	NULL
	CPU_LOAD_MEDIUM	DECIMAL	Medium period duration. For example, load samples over last 10 minutes.	All except Windows operating systems	NULL
	CPU_LOAD_LONG	DECIMAL	Long period duration. For example, load samples over last 15 minutes.	All except Windows operating systems	NULL
	CPU_USAGE_TOTAL	SMALLINT	Percentage of overall CPU usage of the machine.	All	Percent

ENV_GET_SYS_RESOURCES table function - return system information

The ENV_GET_SYS_RESOURCES table function returns operating system, CPU, memory, and other information related to the system.

Important: The ENV_GET_SYS_RESOURCES table function has been deprecated and replaced by the “ENV_GET_SYSTEM_RESOURCES table function - Return system information” on page 340.

Syntax

➤ ENV_GET_SYS_RESOURCES — (—) ➤

The schema is SYSPROC.

Authorization

EXECUTE privilege on the ENV_GET_SYS_RESOURCES table function.

Examples

The following example describes a sample query that uses the ENV_GET_SYS_RESOURCES table function, and the resulting output.

```
SELECT SUBSTR(NAME,1,20) AS NAME, SUBSTR(VALUE,1,10) AS VALUE,  
SUBSTR(DATATYPE,1,10) AS DATATYPE, DBPARTITIONNUM  
FROM TABLE(SYSPROC.ENV_GET_SYS_RESOURCES()) AS T
```

NAME	VALUE	DATATYPE	DBPARTITIONNUM
OS_NAME	Linux	VARCHAR(25)	0
HOST_NAME	host1	VARCHAR(25)	0
OS_VERSION	2	VARCHAR(25)	0
OS_RELEASE	6	VARCHAR(25)	0
MACHINE_IDENTIFICATI	x86_64	VARCHAR(25)	0
OS_LEVEL	5	VARCHAR(25)	0
CPU_TOTAL	4	BIGINT	0
CPU_ONLINE	4	BIGINT	0
CPU_CONFIGURED	4	BIGINT	0
CPU_SPEED	2599	BIGINT	0
CPU_HMT_DEGREE	1	BIGINT	0
CPU_CORES_PER_SOCKET	1	BIGINT	0
MEMORY_TOTAL	7778	BIGINT	0
MEMORY_FREE	2474	BIGINT	0
MEMORY_SWAP_TOTAL	2056	BIGINT	0
MEMORY_SWAP_FREE	1964	BIGINT	0
VIRTUAL_MEM_TOTAL	9834	BIGINT	0
VIRTUAL_MEM_FREE	4438	BIGINT	0
CPU_LOAD_SHORT	0.020000	DECIMAL	0
CPU_LOAD_MEDIUM	0.030000	DECIMAL	0
CPU_LOAD_LONG	0.040000	DECIMAL	0
CPU_USAGE_TOTAL	0	SMALLINT	0

22 record(s) selected.

Usage Notes

To return accurate results, the ENV_GET_SYS_RESOURCES table function takes more than 1 second on AIX, HP, and Windows operating systems.

ENV_SYS_RESOURCES administrative view metadata

Table 248. ENV_SYS_RESOURCES table function metadata

Column name	Data type	Description
NAME	VARCHAR(128)	Name of the attribute. See Table 249 on page 1219 for possible values. Note: Some attributes might not be available depending on the operating system and hardware configuration at the server.
VALUE	VARCHAR(1024)	The value of the attribute.
DATATYPE	VARCHAR(128)	Attribute data type.
UNIT	VARCHAR(128)	Unit used for the VALUE column if applicable. NULL is returned if not applicable.
DBPARTITIONNUM	SMALLINT	The database partition from which the data was retrieved for this row.

Table 249. Possible values for the NAME column

Information type	Name	Data Types	Description	Platforms that return this information	UNIT
Operating system	OS_NAME	VARCHAR(256)	Name of the operating system software.	All	NULL
Operating system	HOST_NAME	VARCHAR(256)	Host name of the system.	All	NULL
Operating system	OS_VERSION	VARCHAR(256)	Version of the operating system. For example, AIX: 4.3 version = 4.	All	NULL
Operating system	OS_RELEASE	VARCHAR(256)	Release of the operating system. For example, AIX: 4.3 release = 3.	All	NULL
Operating system	MACHINE_IDENTIFICATION	VARCHAR(256)	Machine hardware identification.	All	NULL
Operating system	OS_LEVEL	VARCHAR(256)	Maintenance level of the current version and release. For example, LINUX: 2.4.9, level = 9.	Linux	NULL
CPU	CPU_TOTAL	BIGINT	Total number of CPUs.	All	NULL
CPU	CPU_ONLINE	BIGINT	Number of CPUs online.	All	NULL
CPU	CPU_CONFIGURED	BIGINT	Number of CPUs configured.	All	NULL
CPU	CPU_SPEED	BIGINT	Speed of CPUs.	All	MHz
CPU	CPU_TIMEBASE	BIGINT	Frequency of timebase register increment.	Linux PowerPC	Hz

Table 249. Possible values for the NAME column (continued)

Information type	Name	Data Types	Description	Platforms that return this information	UNIT
CPU	CPU_HMT_DEGREE	BIGINT	On systems that support hardware multithreading (HMT), this is the number of processors that a physical processor will appear to the operating system as. On non-HMT systems, this value is 1. On HMT systems, "total" will reflect the number of logical CPUs. To get the number of physical CPUs, divide the "total" by "threadingDegree".	All	NULL
CPU	CPU_CORES_PER_SOCKET	BIGINT	Number of CPU cores per socket. On single core systems this value is 1.	All	NULL
Physical memory	MEMORY_TOTAL	BIGINT	Total size of physical memory.	All	MB
Physical memory	MEMORY_FREE	BIGINT	Amount of free physical memory.	All	MB
Physical memory	MEMORY_SWAP_TOTAL	BIGINT	Total amount of swap space.	All	MB
Physical memory	MEMORY_SWAP_FREE	BIGINT	Amount of free swap space.	All	MB
Virtual memory	VIRTUAL_MEM_TOTAL	BIGINT	Total amount of virtual memory on the system.	All	MB
Virtual memory	VIRTUAL_MEM_RESERVED	BIGINT	Amount of reserved virtual memory.	All	MB
Virtual memory	VIRTUAL_MEM_FREE	BIGINT	Amount of virtual memory free.	All	MB
CPU load	CPU_LOAD_SHORT	DECIMAL	Shortest period duration. For example, load samples over last 5 minutes.	All except Windows operating systems	NULL

Table 249. Possible values for the NAME column (continued)

Information type	Name	Data Types	Description	Platforms that return this information	UNIT
CPU load	CPU_LOAD_MEDIUM	DECIMAL	Medium period duration. For example, load samples over last 10 minutes.	All except Windows operating systems	NULL
CPU load	CPU_LOAD_LONG	DECIMAL	Long period duration. For example, load samples over last 15 minutes.	All except Windows operating systems	NULL
CPU load	CPU_USAGE_TOTAL	SMALLINT	Percentage of overall CPU usage of the machine.	All	Percent

GET_DB_CONFIG

The GET_DB_CONFIG procedure returns database configuration information. The procedure does not take any arguments.

Note: This procedure has been deprecated and replaced by the “[DBCFCG administrative view and DB_GET_CFG table function - Retrieve database configuration parameter information](#)” on page 310.

►► GET_DB_CONFIG — (—) ►►

The schema is SYSPROC.

The procedure returns a single result set with two rows containing a column for each parameter. The first column is named DBCONFIG_TYPE, as shown in the following table.

Column name	Data type	Description
DBCONFIG_TYPE	INTEGER	The row with a value of 0 in this column contains the values of the database configuration parameters stored on disk. The row with a value of 1 in this column contains the current values of the database configuration parameters stored in memory.

This procedure requires a user temporary table space that is used to create a global temporary table named DB_CONFIG to store the result set.

Authorization

One of the following authorities is required to execute the procedure:

- EXECUTE privilege on the procedure
- DATAACCESS authority
- DBADM authority
- SQLADM authority

Default PUBLIC privilege

In a non-restrictive database, EXECUTE privilege is granted to PUBLIC when the procedure is automatically created.

Example

Using the command line processor (CLP), change the value of the **logarchmeth1** database configuration parameter. Retrieve the original (on disk) and updated (in memory) values by calling the GET_DB_CONFIG procedure and then querying the resulting global temporary table (DB_CONFIG).

```
CONNECT TO SAMPLE

CREATE BUFFERPOOL MY8KPOOL SIZE 250 PAGESIZE 8K

CREATE USER TEMPORARY TABLESPACE MYTSP2 PAGESIZE
      8K MANAGED BY SYSTEM USING ( 'TSC2' ) BUFFERPOOL MY8KPOOL

UPDATE DB CFG USING LOGARCHMETH1 USEREXIT

CALL SYSPROC.GET_DB_CONFIG()

SELECT DBCONFIG_TYPE, LOGARCHMETH1
      FROM SESSION.DB_CONFIG

CONNECT RESET
```

The following is an example of output from this query.

```
DBCONFIG_TYPE LOGARCHMETH1
-----
              0              1
              1              0

2 record(s) selected.
```

GET_DBM_CONFIG

The GET_DBM_CONFIG table function returns database manager configuration information. The function does not take any arguments.

Note: This table function has been deprecated and replaced by the [“DBMCFG administrative view and DBM_GET_CFG table function - Retrieve database manager configuration parameter information”](#) on page 313.

►► GET_DBM_CONFIG — (—) ◄◄

The schema is SYSFUN.

Authorization

One of the following authorities is required to execute the function:

- EXECUTE privilege on the function
- DATAACCESS authority
- DBADM authority
- SQLADM authority

Default PUBLIC privilege

In a non-restrictive database, EXECUTE privilege is granted to PUBLIC when the function is automatically created.

The function returns a table with two rows containing a column for each parameter. The first column is named DBMCONFIG_TYPE, as shown in the following table.

Table 251. Information returned by the GET_DBM_CONFIG table function

Column name	Data type	Description
DBMCONFIG_TYPE	INTEGER	The row with a value of 0 in this column contains the values of the database manager configuration parameters stored on disk. The row with a value of 1 in this column contains the current values of the database manager configuration parameters stored in memory.

Example

Using the command line processor (CLP), change the value of the **numdb** and the **diaglevel** database manager configuration parameters, and then retrieve the original (on disk) and updated (in memory) values.

```
UPDATE DBM CFG USING NUMDB 32 DIAGLEVEL 4
CONNECT TO SAMPLE
SELECT DBMCONFIG_TYPE, NUMDB, DIAGLEVEL
FROM TABLE(SYSFUN.GET_DBM_CONFIG()) AS DBMCFG
CONNECT RESET
```

The following is an example of output from this query.

```
DBMCONFIG_TYPE NUMDB      DIAGLEVEL
-----
                0         32          4
                1          8          3
```

2 record(s) selected.

Health snapshot routines

HEALTH_CONT_HI

The HEALTH_CONT_HI table function returns health indicator information for table space containers from a health snapshot of table spaces in a database.

Important: This table function has been deprecated and might be removed in a future release because the health monitor has been deprecated. It is not supported in Db2 pureScale environments. For more information, see "Health monitor has been deprecated" at http://www.ibm.com/support/knowledgecenter/SSEPGG_9.7.0/com.ibm.db2.luw.wn.doc/doc/i0055045.html.

Syntax

```
►► HEALTH_CONT_HI — ( — dbname — , — member — ) ►►
```

The schema is SYSPROC.

Table function parameters

dbname

An input argument of type VARCHAR(255) that specifies a valid database name in the same instance as the currently connected database when calling this function. Specify a database name that has a directory entry type of either "Indirect" or "Home", as returned by the **LIST DATABASE DIRECTORY** command. Specify the null value to take the snapshot from the currently connected database.

member

An input argument of type INTEGER that specifies a valid database member number. Specify -1 for the current database member, or -2 for an aggregate of all active database members. An active

database member is a member where the database is available for connection and use by applications.

If the null value is specified, -1 is set implicitly.

Authorization

One of the following authorities is required to execute the routine:

- EXECUTE privilege on the routine
- DATAACCESS authority
- DBADM authority
- SQLADM authority

Default PUBLIC privilege

In a non-restrictive database, EXECUTE privilege is granted to PUBLIC when the function is automatically created.

Example

```
SELECT * FROM TABLE(HEALTH_CONT_HI('',-1)) AS T
```

The following is an example of output from this query.

```

SNAPSHOT_TIMESTAMP      CONTAINER_NAME      ...
-----
2006-02-13-12.30.40.759542 D:\DB2\NODE0000\SAMPLE\T0000000\C0000000.CAT ...
2006-02-13-12.30.40.759542 D:\DB2\NODE0000\SAMPLE\T0000003\C0000000.LRG ...
2006-02-13-12.30.40.759542 D:\DB2\NODE0000\SAMPLE\T0000004\C0000000.UTM ...
2006-02-13-12.30.40.759542 D:\DB2\NODE0000\SAMPLE\T0000001\C0000000.TMP ...
2006-02-13-12.30.40.759542 D:\DB2\NODE0000\SAMPLE\T0000002\C0000000.LRG ...

```

5 record(s) selected.

Output from this query (continued).

```

... NODE_NUMBER HI_ID      HI_VALUE HI_TIMESTAMP      ...
... -----
... -            -            3001      1 2006-02-13-12.26.26.158000 ...
... -            -            3001      1 2006-02-13-12.26.26.158000 ...
... -            -            3001      1 2006-02-13-12.26.26.158000 ...
... -            -            3001      1 2006-02-13-12.26.26.158000 ...
... -            -            3001      1 2006-02-13-12.26.26.158000 ...

```

Output from this query (continued).

```

... HI_ALERT_STATE      HI_ALERT_STATE_DETAIL HI_FORMULA      HI_ADDITIONAL_INFO
... -----
... 1 Normal            1              1              -
... 1 Normal            1              1              -
... 1 Normal            1              1              -
... 1 Normal            1              1              -
... 1 Normal            1              1              -

```

Information returned

<i>Table 252. Information returned by the HEALTH_CONT_HI table function</i>		
Column name	Data type	Description or corresponding monitor element
SNAPSHOT_TIMESTAMP	TIMESTAMP	snapshot_timestamp - Snapshot timestamp

Table 252. Information returned by the HEALTH_CONT_HI table function (continued)

Column name	Data type	Description or corresponding monitor element
CONTAINER_NAME	VARCHAR(256)	container_name - Container name
NODE_NUMBER	INTEGER	node_number - Node number
HI_ID	BIGINT	A number that uniquely identifies the health indicator in the snapshot data stream.
HI_VALUE	SMALLINT	The value of the health indicator.
HI_TIMESTAMP	TIMESTAMP	The date and time that the alert was generated.
HI_ALERT_STATE	BIGINT	The severity of the alert.
HI_ALERT_STATE_DETAIL	VARCHAR(20)	The text description of the HI_ALERT_STATE column.
HI_FORMULA	VARCHAR(2048)	The formula used to calculate the health indicator.
HI_ADDITIONAL_INFO	VARCHAR(4096)	Additional information about the health indicator.

HEALTH_CONT_HI_HIS

Returns health indicator history information for containers from a health snapshot of a database.

Important: This table function has been deprecated and might be removed in a future release because the health monitor has been deprecated. It is not supported in Db2 pureScale environments. For more information, see "Health monitor has been deprecated" at http://www.ibm.com/support/knowledgecenter/SSEPGG_9.7.0/com.ibm.db2.luw.wn.doc/doc/i0055045.html.

Syntax

➤ HEALTH_CONT_HI_HIS ((— *dbname* — , — *member* —)) ➤

The schema is SYSPROC.

Table function parameters

dbname

An input argument of type VARCHAR(255) that specifies a valid database name in the same instance as the currently connected database when calling this function. Specify a database name that has a directory entry type of either "Indirect" or "Home", as returned by the **LIST DATABASE DIRECTORY** command. Specify the null value to take the snapshot from the currently connected database.

member

An input argument of type INTEGER that specifies a valid database member number. Specify -1 for the current database member, or -2 for an aggregate of all active database members. An active database member is a member where the database is available for connection and use by applications.

If the null value is specified, -1 is set implicitly.

Authorization

One of the following authorities is required to execute the routine:

- EXECUTE privilege on the routine
- DATAACCESS authority
- DBADM authority
- SQLADM authority

Default PUBLIC privilege

In a non-restrictive database, EXECUTE privilege is granted to PUBLIC when the function is automatically created.

Example

```
SELECT * FROM TABLE(HEALTH_CONT_HI_HIS(' ', -1)) AS T
```

The following is an example of output from this query.

```

SNAPSHOT_TIMESTAMP      CONTAINER_NAME          ...
-----
2006-02-13-12.30.41.915646 D:\DB2\NODE0000\SAMPLE\T0000000\C0000000.CAT ...
2006-02-13-12.30.41.915646 D:\DB2\NODE0000\SAMPLE\T0000000\C0000000.CAT ...
2006-02-13-12.30.41.915646 D:\DB2\NODE0000\SAMPLE\T0000003\C0000000.LRG ...
2006-02-13-12.30.41.915646 D:\DB2\NODE0000\SAMPLE\T0000003\C0000000.LRG ...
2006-02-13-12.30.41.915646 D:\DB2\NODE0000\SAMPLE\T0000004\C0000000.UTM ...
2006-02-13-12.30.41.915646 D:\DB2\NODE0000\SAMPLE\T0000004\C0000000.UTM ...
2006-02-13-12.30.41.915646 D:\DB2\NODE0000\SAMPLE\T0000001\C0000000.TMP ...
2006-02-13-12.30.41.915646 D:\DB2\NODE0000\SAMPLE\T0000001\C0000000.TMP ...
2006-02-13-12.30.41.915646 D:\DB2\NODE0000\SAMPLE\T0000002\C0000000.LRG ...
2006-02-13-12.30.41.915646 D:\DB2\NODE0000\SAMPLE\T0000002\C0000000.LRG ...

10 record(s) selected.
```

Output from this query (continued).

```

... NODE_NUMBER HI_ID      HI_TIMESTAMP          HI_VALUE HI_ALERT_STATE ...
... -----
... -          3001 2006-02-13-12.16.25.911000      1        1 ...
... -          3001 2006-02-13-12.06.26.168000      1        1 ...
... -          3001 2006-02-13-12.16.25.911000      1        1 ...
... -          3001 2006-02-13-12.06.26.168000      1        1 ...
... -          3001 2006-02-13-12.16.25.911000      1        1 ...
... -          3001 2006-02-13-12.06.26.168000      1        1 ...
... -          3001 2006-02-13-12.16.25.911000      1        1 ...
... -          3001 2006-02-13-12.06.26.168000      1        1 ...
... -          3001 2006-02-13-12.16.25.911000      1        1 ...
... -          3001 2006-02-13-12.06.26.168000      1        1 ...
```

Output from this query (continued).

```

... HI_ALERT_STATE_DETAIL HI_FORMULA      HI_ADDITIONAL_INFO
... -----
... Normal              1              -
... Normal              1              -
... Normal              1              -
... Normal              1              -
... Normal              1              -
... Normal              1              -
... Normal              1              -
... Normal              1              -
... Normal              1              -
... Normal              1              -
```


Information returned

Column name	Data type	Description or corresponding monitor element
SNAPSHOT_TIMESTAMP	TIMESTAMP	snapshot_timestamp - Snapshot timestamp
CONTAINER_NAME	VARCHAR(256)	container_name - Container name
NODE_NUMBER	INTEGER	node_number - Node number
HI_ID	BIGINT	A number that uniquely identifies the health indicator in the snapshot data stream.
HI_TIMESTAMP	TIMESTAMP	The date and time that the alert was generated.
HI_VALUE	SMALLINT	The value of the health indicator.
HI_ALERT_STATE	BIGINT	The severity of the alert.
HI_ALERT_STATE_DETAIL	VARCHAR(20)	The text description of the HI_ALERT_STATE column.
HI_FORMULA	VARCHAR(2048)	The formula used to calculate the health indicator.
HI_ADDITIONAL_INFO	VARCHAR(4096)	Additional information about the health indicator.

HEALTH_CONT_INFO

The HEALTH_CONT_INFO table function returns container information from a health snapshot of a database.

Important: This table function has been deprecated and might be removed in a future release because the health monitor has been deprecated. It is not supported in Db2 pureScale environments. For more information, see "Health monitor has been deprecated" at http://www.ibm.com/support/knowledgecenter/SSEPGG_9.7.0/com.ibm.db2.luw.wn.doc/doc/i0055045.html.

Syntax

➤ HEALTH_CONT_INFO — (— *dbname* — , — *member* —) — ➤

The schema is SYSPROC.

Table function parameters

dbname

An input argument of type VARCHAR(255) that specifies a valid database name in the same instance as the currently connected database when calling this function. Specify a database name that has a directory entry type of either "Indirect" or "Home", as returned by the **LIST DATABASE DIRECTORY** command. Specify the null value to take the snapshot from the currently connected database.

member

An input argument of type INTEGER that specifies a valid database member number. Specify -1 for the current database member, or -2 for an aggregate of all active database members. An active database member is a member where the database is available for connection and use by applications.

If the null value is specified, -1 is set implicitly.

Authorization

One of the following authorities is required to execute the routine:

- EXECUTE privilege on the routine
- DATAACCESS authority
- DBADM authority
- SQLADM authority

Default PUBLIC privilege

In a non-restrictive database, EXECUTE privilege is granted to PUBLIC when the function is automatically created.

Example

```
SELECT * FROM TABLE(HEALTH_CONT_INFO('',-1)) AS T
```

The following is an example of output from this query.

```

SNAPSHOT_TIMESTAMP      CONTAINER_NAME          ...
-----
2006-02-13-12.30.40.541209 D:\DB2\NODE0000\SAMPLE\T0000000\C0000000.CAT ...
2006-02-13-12.30.40.541209 D:\DB2\NODE0000\SAMPLE\T0000003\C0000000.LRG ...
2006-02-13-12.30.40.541209 D:\DB2\NODE0000\SAMPLE\T0000004\C0000000.UTM ...
2006-02-13-12.30.40.541209 D:\DB2\NODE0000\SAMPLE\T0000001\C0000000.TMP ...
2006-02-13-12.30.40.541209 D:\DB2\NODE0000\SAMPLE\T0000002\C0000000.LRG ...

5 record(s) selected.
```

Output from this query (continued).

```

... TABLESPACE_NAME      NODE_NUMBER ...
... -----
... SYSCATSPACE           - ...
... SYSTOOLSPACE          - ...
... SYSTOOLSTMPSPACE      - ...
... TEMPSPACE1            - ...
... USERSPACE1            - ...
```

Output from this query (continued).

```

... ROLLED_UP_ALERT_STATE ROLLED_UP_ALERT_STATE_DETAIL
... -----
... 1 Normal
... 1 Normal
... 1 Normal
... 1 Normal
... 1 Normal
```

Information returned

<i>Table 254. Information returned by the HEALTH_CONT_INFO table function</i>		
Column name	Data type	Description or corresponding monitor element
SNAPSHOT_TIMESTAMP	TIMESTAMP	snapshot_timestamp - Snapshot timestamp
CONTAINER_NAME	VARCHAR(256)	container_name - Container name

Table 254. Information returned by the HEALTH_CONT_INFO table function (continued)

Column name	Data type	Description or corresponding monitor element
TABLESPACE_NAME	VARCHAR(128)	tablespace_name - Table space name
NODE_NUMBER	INTEGER	node_number - Node number
ROLLED_UP_ALERT_STATE	BIGINT	The most severe alert state captured by this snapshot.
ROLLED_UP_ALERT_STATE_DETAIL	VARCHAR(20)	The text description of the ROLLED_UP_ALERT_STATE column.

HEALTH_DB_HI

The HEALTH_DB_HI table function returns health indicator information from a health snapshot of a database.

Important: This table function has been deprecated and might be removed in a future release because the health monitor has been deprecated. It is not supported in Db2 pureScale environments. For more information, see "Health monitor has been deprecated" at http://www.ibm.com/support/knowledgecenter/SSEPGG_9.7.0/com.ibm.db2.luw.wn.doc/doc/i0055045.html.

Syntax

➤ HEALTH_DB_HI ((— *dbname* — , — *member* —)) ➤

The schema is SYSPROC.

Table function parameters

dbname

An input argument of type VARCHAR(255) that specifies a valid database name in the same instance as the currently connected database when calling this function. Specify a database name that has a directory entry type of either "Indirect" or "Home", as returned by the **LIST DATABASE DIRECTORY** command. Specify the null value to take the snapshot from all databases under the database instance.

member

An input argument of type INTEGER that specifies a valid database member number. Specify -1 for the current database member, or -2 for an aggregate of all active database members. An active database member is a member where the database is available for connection and use by applications.

If the null value is specified, -1 is set implicitly.

Authorization

One of the following authorities is required to execute the routine:

- EXECUTE privilege on the routine
- DATAACCESS authority
- DBADM authority
- SQLADM authority


```

... ((5264 / (50 * 4096)) * 100)          ...
... ((0 / 5) * 100)                      ...
... ((4587520 / 6160384) * 100)         ...
... -                                     ...
...                                     ...
...                                     ...
...                                     ...
...                                     ...
... -                                     ...
...                                     ...
...                                     ...
...                                     ...
...                                     ...
...                                     ...
... -                                     ...
...                                     ...
...                                     ...

```

Output from this query (continued).

```

... HI_ADDITIONAL_INFO
... -----
... -
... The high watermark for shared sort
... memory is "57". "99%" of the time
... the sort heap allocation is less
... than or equal to "246". The sort
... heap (sortheap) database
... configuration parameter is set
... to "256". The high watermark for
... private sort memory is "0".
... The sort heap (sortheap) database
... configuration parameter is set to
... "256". The high watermark for
... private sort memory is "57". The
... high watermark for shared sort
... memory is "0"
... The following are the related
... database configuration parameter
... settings: logprimary is "3",
... logsecond is "2", and logfilsiz
... is "1000". The application with
... the oldest transaction is "712".
... The following are the related
... database configuration parameter
... settings: logprimary is "3",
... logsecond is "2", and logfilsiz
... is "1000", blk_log_dsk_ful is
... "NO", logarchmeth1 is "OFF" and
... logarchmeth2 is "OFF".
... -
... -
... -
... The scope setting in the reorganization
... policy is "TABSCHEMA NOT LIKE 'SYS%'".
... Automatic reorganization (AUTO_REORG)
... for this database is set to "OFF".
... The longest estimated reorganization
... time is "N/A".
... The last successful backup was taken
... at "N/A". The log space consumed since
... this last backup has been "N/A" 4KB
... pages. Automation for database backup
... is set to "OFF". The last automated
... backup returned with SQLCODE = "N/A".
... The longest estimated backup time
... is "N/A".
... The scope is "N\A". Automatic
... statistics collection (AUTO_RUNSTATS)
... is set to "OFF".

```

Information returned

Table 255. Information returned by the HEALTH_DB_HI table function

Column name	Data type	Description or corresponding monitor element
SNAPSHOT_TIMESTAMP	TIMESTAMP	snapshot_timestamp - Snapshot timestamp
HI_ID	BIGINT	A number that uniquely identifies the health indicator in the snapshot data stream.
DB_NAME	VARCHAR(128)	db_name - Database name
HI_VALUE	SMALLINT	The value of the health indicator.
HI_TIMESTAMP	TIMESTAMP	The date and time that the alert was generated.
HI_ALERT_STATE	BIGINT	The severity of the alert.
HI_ALERT_STATE_DETAIL	VARCHAR(20)	The text description of the HI_ALERT_STATE column.
HI_FORMULA	VARCHAR(2048)	The formula used to calculate the health indicator.
HI_ADDITIONAL_INFO	VARCHAR(4096)	Additional information about the health indicator.

HEALTH_DB_HI_HIS

The HEALTH_DB_HI_HIS table function returns health indicator history information from a health snapshot of a database.

Important: This table function has been deprecated and might be removed in a future release because the health monitor has been deprecated. It is not supported in Db2 pureScale environments. For more information, see "Health monitor has been deprecated" at http://www.ibm.com/support/knowledgecenter/SSEPGG_9.7.0/com.ibm.db2.luw.wn.doc/doc/i0055045.html.

Syntax

➤ HEALTH_DB_HI_HIS — (— *dbname* — , — *member* —) ➤

The schema is SYSPROC.

Table function parameters

dbname

An input argument of type VARCHAR(255) that specifies a valid database name in the same instance as the currently connected database when calling this function. Specify a database name that has a directory entry type of either "Indirect" or "Home", as returned by the **LIST DATABASE DIRECTORY** command. Specify the null value to take the snapshot from all databases under the database instance.

member

An input argument of type INTEGER that specifies a valid database member number. Specify -1 for the current database member, or -2 for an aggregate of all active database members. An active database member is a member where the database is available for connection and use by applications.

If the null value is specified, -1 is set implicitly.

Authorization

One of the following authorities is required to execute the routine:

- EXECUTE privilege on the routine
- DATAACCESS authority
- DBADM authority
- SQLADM authority

Default PUBLIC privilege

In a non-restrictive database, EXECUTE privilege is granted to PUBLIC when the function is automatically created.

Example

```
SELECT * FROM TABLE(HEALTH_DB_HI_HIS('',-1)) AS T
```

The following is an example of output from this query.

SNAPSHOT_TIMESTAMP	HI_ID	DB_NAME	HI_VALUE	...
2006-02-13-12.30.26.325627	1001	SAMPLE	0	...
2006-02-13-12.30.26.325627	1002	SAMPLE	0	...
2006-02-13-12.30.26.325627	1003	SAMPLE	0	...
2006-02-13-12.30.26.325627	1005	SAMPLE	3	...
2006-02-13-12.30.26.325627	1008	SAMPLE	2	...
2006-02-13-12.30.26.325627	1010	SAMPLE	0	...
2006-02-13-12.30.26.325627	1014	SAMPLE	73	...
2006-02-13-12.30.26.325627	1015	SAMPLE	1	...
2006-02-13-12.30.26.325627	1018	SAMPLE	1	...
2006-02-13-12.30.26.325627	1022	SAMPLE	1	...
...

Output from this query (continued).

...	HI_TIMESTAMP	HI_ALERT_STATE	HI_ALERT_STATE_DETAIL	...
...	2006-02-13-12.21.25.649000	1	Normal	...
...	2006-02-13-12.21.25.649000	1	Normal	...
...	2006-02-13-12.20.25.182000	1	Normal	...
...	2006-02-13-12.16.25.911000	1	Normal	...
...	2006-02-13-12.16.25.911000	1	Normal	...
...	2006-02-13-12.16.25.911000	1	Normal	...
...	2006-02-13-12.21.25.649000	1	Normal	...
...	2006-02-13-12.29.55.461000	2	Attention	...
...	2006-02-13-12.29.25.281000	2	Attention	...
...	2006-02-13-12.27.55.743000	2	Attention	...
...

Output from this query (continued).

...	HI_FORMULA	...
...


```

... is "1000". The application with
... the oldest transaction is "712".
...
... -
...
... -
...
... -
...
... The scope setting in the
... reorganization policy is
... "TABSCHEMA NOT LIKE 'SYS%'",
... Automatic reorganization
... (AUTO_REORG) for this database
... is set to "OFF". The longest
... estimated reorganization time
... is "N/A".
...
... The last successful backup was taken
... at "N/A". The log space consumed
... since this last backup has been
... "N/A" 4KB pages. Automation for
... database backup is set to "OFF". The
... last automated backup returned with
... SQLCODE = "N/A". The longest
... estimated backup time is "N/A".
...
... The scope is "N/A". Automatic
... statistics collection
... (AUTO_RUNSTATS) is set to "OFF".
...

```

Information returned

Table 256. Information returned by the HEALTH_DB_HI_HIS table function

Column name	Data type	Description or corresponding monitor element
SNAPSHOT_TIMESTAMP	TIMESTAMP	snapshot_timestamp - Snapshot timestamp
HI_ID	BIGINT	A number that uniquely identifies the health indicator in the snapshot data stream.
DB_NAME	VARCHAR(128)	db_name - Database name
HI_VALUE	SMALLINT	The value of the health indicator.
HI_TIMESTAMP	TIMESTAMP	The date and time that the alert was generated.
HI_ALERT_STATE	BIGINT	The severity of the alert.
HI_ALERT_STATE_DETAIL	VARCHAR(20)	The text description of the HI_ALERT_STATE column.
HI_FORMULA	VARCHAR(2048)	The formula used to calculate the health indicator.
HI_ADDITIONAL_INFO	VARCHAR(4096)	Additional information about the health indicator.

HEALTH_DB_HIC

The HEALTH_DB_HIC function returns collection health indicator information from a health snapshot of a database.

Important: This table function has been deprecated and might be removed in a future release because the health monitor has been deprecated. It is not supported in Db2 pureScale environments. For more

information, see "Health monitor has been deprecated" at http://www.ibm.com/support/knowledgecenter/SSEPGG_9.7.0/com.ibm.db2.luw.wn.doc/doc/i0055045.html.

Syntax

►► HEALTH_DB_HIC — (— *dbname* — , — *member* —) ►►

The schema is SYSPROC.

Table function parameters

dbname

An input argument of type VARCHAR(255) that specifies a valid database name in the same instance as the currently connected database when calling this function. Specify a database name that has a directory entry type of either "Indirect" or "Home", as returned by the **LIST DATABASE DIRECTORY** command. Specify the null value to take the snapshot from all databases under the database instance.

member

An input argument of type INTEGER that specifies a valid database member number. Specify -1 for the current database member, or -2 for all active database members. An active database member is a member where the database is available for connection and use by applications.

If the null value is specified, -1 is set implicitly.

Authorization

One of the following authorities is required to execute the routine:

- EXECUTE privilege on the routine
- DATAACCESS authority
- DBADM authority
- SQLADM authority

Default PUBLIC privilege

In a non-restrictive database, EXECUTE privilege is granted to PUBLIC when the function is automatically created.

Example

```
SELECT * FROM TABLE(HEALTH_DB_HIC('',-1)) AS T
```

The following is an example of output from this query.

SNAPSHOT_TIMESTAMP	HI_ID	DB_NAME	...
2006-02-13-12.30.33.870959	1015	SAMPLE	...
2006-02-13-12.30.33.870959	1022	SAMPLE	...

2 record(s) selected.

Output from this query (continued).

HI_OBJ_NAME	HI_OBJ_DETAIL	...
"JESSICAE"."EMPLOYEE"	REORG TABLE	...
"SYSIBM"."SYSDATAPARTITIONEXPRESSION"	RUNSTATS	...

Output from this query (continued).

HI_OBJ_STATE	HI_OBJ_STATE_DETAIL	HI_TIMESTAMP	...
...

...	2 Attention	2006-02-13-12.24.27.000000
...	2 Attention	2006-02-13-12.29.26.000000

Information returned

<i>Table 257. Information returned by the HEALTH_DB_HIC table function</i>		
Column name	Data type	Description or corresponding monitor element
SNAPSHOT_TIMESTAMP	TIMESTAMP	snapshot_timestamp - Snapshot timestamp
HI_ID	BIGINT	A number that uniquely identifies the health indicator in the snapshot data stream.
DB_NAME	VARCHAR(128)	db_name - Database name
HI_OBJ_NAME	VARCHAR(512)	A name that uniquely identifies an object in the collection.
HI_OBJ_DETAIL	VARCHAR(512)	Text that describes why the object was added to the collection.
HI_OBJ_STATE	SMALLINT	The state of the object. Valid states (defined in sqlmon.h) include: <ul style="list-style-type: none"> • NORMAL (1). Action is not required on this object. • ATTENTION (2). Automation is not enabled for this health indicator; action must be taken manually. • AUTOMATED (5). Automation is enabled for this health indicator; action will be started automatically. • AUTOMATE_FAILED (6). Automation is enabled for this health indicator; action was started, but could not complete successfully. Manual intervention is now required.
HI_OBJ_STATE_DETAIL	VARCHAR(20)	A translated string version of the value in the HI_OBJ_STATE column.
HI_TIMESTAMP	TIMESTAMP	The date and time that the alert was generated.

HEALTH_DB_HIC_HIS

Returns collection health indicator history information from a health snapshot of a database.

Important: This table function has been deprecated and might be removed in a future release because the health monitor has been deprecated. It is not supported in Db2 pureScale environments. For more

information, see "Health monitor has been deprecated" at http://www.ibm.com/support/knowledgecenter/SSEPGG_9.7.0/com.ibm.db2.luw.wn.doc/doc/i0055045.html.

Syntax

► HEALTH_DB_HIC_HIS ((— *dbname* — , — *member* —)) ►

The schema is SYSPROC.

Table function parameters

dbname

An input argument of type VARCHAR(255) that specifies a valid database name in the same instance as the currently connected database when calling this function. Specify a database name that has a directory entry type of either "Indirect" or "Home", as returned by the **LIST DATABASE DIRECTORY** command. Specify the null value to take the snapshot from all databases under the database instance.

member

An input argument of type INTEGER that specifies a valid database member number. Specify -1 for the current database member, or -2 for all active database partitions. An active database member is a member where the database is available for connection and use by applications.

If the null value is specified, -1 is set implicitly.

Authorization

One of the following authorities is required to execute the routine:

- EXECUTE privilege on the routine
- DATAACCESS authority
- DBADM authority
- SQLADM authority

Default PUBLIC privilege

In a non-restrictive database, EXECUTE privilege is granted to PUBLIC when the function is automatically created.

Example

```
SELECT * FROM TABLE(HEALTH_DB_HIC_HIS('',-1)) AS T
```

The following is an example of output from this query.

HI_HIS_ENTRY_NUM	SNAPSHOT_TIMESTAMP	HI_ID	...
1	2006-02-13-12.30.34.496720	1015	...
2	2006-02-13-12.30.34.496720	1022	...
3	2006-02-13-12.30.34.496720	1022	...
4	2006-02-13-12.30.34.496720	1022	...
5	2006-02-13-12.30.34.496720	1022	...
6	2006-02-13-12.30.34.496720	1022	...
7	2006-02-13-12.30.34.496720	1022	...
8	2006-02-13-12.30.34.496720	1022	...
9	2006-02-13-12.30.34.496720	1022	...
10	2006-02-13-12.30.34.496720	1022	...

10 record(s) selected.

Output from this query (continued).

...	DB_NAME	HI_OBJ_NAME	HI_OBJ_STATE	...
...

```

... SAMPLE "JESSICAE"."EMPLOYEE" 2 ...
... SAMPLE "SYSIBM"."SYSDATAPARTITIONEXPRESSION" 2 ...
... SAMPLE "SYSIBM"."SYSDATAPARTITIONEXPRESSION" 2 ...
... SAMPLE "SYSIBM"."SYSDATAPARTITIONEXPRESSION" 2 ...
... SAMPLE "SYSIBM"."SYSDATAPARTITIONEXPRESSION" 1 ...
... SAMPLE "SYSIBM"."SYSDATAPARTITIONEXPRESSION" 1 ...
... SAMPLE "SYSIBM"."SYSDATAPARTITIONEXPRESSION" 1 ...
... SAMPLE "SYSIBM"."SYSDATAPARTITIONEXPRESSION" 1 ...
... SAMPLE "SYSIBM"."SYSDATAPARTITIONEXPRESSION" 1 ...
... SAMPLE "SYSIBM"."SYSDATAPARTITIONEXPRESSION" 1 ...

```

Output from this query (continued).

```

... HI_OBJ_STATE_DETAIL HI_TIMESTAMP
... -----
... Attention 2006-02-10-09.04.57.000000
... Attention 2006-02-13-12.27.56.000000
... Attention 2006-02-13-12.26.27.000000
... Attention 2006-02-13-12.24.56.000000
... Normal 2006-02-13-12.23.28.000000
... Normal 2006-02-13-12.21.56.000000
... Normal 2006-02-13-12.20.26.000000
... Normal 2006-02-13-12.18.57.000000
... Normal 2006-02-13-12.17.27.000000
... Normal 2006-02-13-12.15.56.000000

```

Information returned

<i>Table 258. Information returned by the HEALTH_DB_HIC_HIS table function</i>		
Column name	Data type	Description or corresponding monitor element
HI_HIS_ENTRY_NUM	SMALLINT	A number that uniquely identifies the history entry.
SNAPSHOT_TIMESTAMP	TIMESTAMP	snapshot_timestamp - Snapshot timestamp
HI_ID	BIGINT	A number that uniquely identifies the health indicator in the snapshot data stream.
DB_NAME	VARCHAR(128)	db_name - Database name
HI_OBJ_NAME	VARCHAR(512)	A name that uniquely identifies an object in the collection.

Table 258. Information returned by the HEALTH_DB_HIC_HIS table function (continued)

Column name	Data type	Description or corresponding monitor element
HI_OBJ_STATE	SMALLINT	The state of the object. Valid states (defined in sqlmon.h) include: <ul style="list-style-type: none"> • NORMAL (1). Action is not required on this object. • ATTENTION (2). Automation is not enabled for this health indicator; action must be taken manually. • AUTOMATED (5). Automation is enabled for this health indicator; action will be started automatically. • AUTOMATE_FAILED (6). Automation is enabled for this health indicator; action was started, but could not complete successfully. Manual intervention is now required.
HI_OBJ_STATE_DETAIL	VARCHAR(20)	A translated string version of the value in the HI_OBJ_STATE column.
HI_TIMESTAMP	TIMESTAMP	The date and time that the alert was generated.

HEALTH_DB_INFO

The HEALTH_DB_INFO table function returns information from a health snapshot of a database.

Important: This table function has been deprecated and might be removed in a future release because the health monitor has been deprecated. It is not supported in Db2 pureScale environments. For more information, see "Health monitor has been deprecated" at http://www.ibm.com/support/knowledgecenter/SSEPGG_9.7.0/com.ibm.db2.luw.wn.doc/doc/i0055045.html.

Syntax

►► HEALTH_DB_INFO — (— *dbname* — , — *member* —) ►◄

The schema is SYSPROC.

Table function parameters

dbname

An input argument of type VARCHAR(255) that specifies a valid database name in the same instance as the currently connected database when calling this function. Specify a database name that has a directory entry type of either "Indirect" or "Home", as returned by the **LIST DATABASE DIRECTORY** command. Specify the null value to take the snapshot from all databases under the database instance.

member

An input argument of type INTEGER that specifies a valid database member number. Specify -1 for the current database member, or -2 for an aggregate of all active database members. An active

database member is a member where the database is available for connection and use by applications.

If the null value is specified, -1 is set implicitly.

Authorization

One of the following authorities is required to execute the routine:

- EXECUTE privilege on the routine
- DATAACCESS authority
- DBADM authority
- SQLADM authority

Default PUBLIC privilege

In a non-restrictive database, EXECUTE privilege is granted to PUBLIC when the function is automatically created.

Example

```
SELECT * FROM TABLE(HEALTH_DB_INFO('',-1)) AS T
```

The following is an example of output from this query.

```

SNAPSHOT_TIMESTAMP      DB_NAME      INPUT_DB_ALIAS      ...
-----
2006-02-13-12.30.23.340081 SAMPLE      SAMPLE      ...

1 record(s) selected.
```

Output from this query (continued).

```

... DB_PATH      DB_LOCATION      SERVER_PLATFORM      ...
... D:\DB2\NODE0000\SQL00003\      1      5 ...
```

Output from this query (continued).

```

... ROLLED_UP_ALERT_STATE      ROLLED_UP_ALERT_STATE_DETAIL
...
...      4 Alarm
```

Information returned

<i>Table 259. Information returned by the HEALTH_DB_INFO table function</i>		
Column name	Data type	Description or corresponding monitor element
SNAPSHOT_TIMESTAMP	TIMESTAMP	snapshot_timestamp - Snapshot timestamp
DB_NAME	VARCHAR(128)	db_name - Database name
INPUT_DB_ALIAS	VARCHAR(128)	input_db_alias - Input database alias
DB_PATH	VARCHAR(1024)	db_path - Database path
DB_LOCATION	INTEGER	db_location - Database location
SERVER_PLATFORM	INTEGER	server_platform - Server operating system

Table 259. Information returned by the HEALTH_DB_INFO table function (continued)		
Column name	Data type	Description or corresponding monitor element
ROLLED_UP_ALERT_STATE	BIGINT	The most severe alert state captured by this snapshot.
ROLLED_UP_ALERT_STATE_DETAIL	VARCHAR(20)	The text description of the ROLLED_UP_ALERT_STATE column.

HEALTH_DBM_HI

The HEALTH_DBM_HI table function returns health indicator information from a health snapshot of the database manager.

Important: This table function has been deprecated and might be removed in a future release because the health monitor has been deprecated. It is not supported in Db2 pureScale environments. For more information, see "Health monitor has been deprecated" at http://www.ibm.com/support/knowledgecenter/SSEPGG_9.7.0/com.ibm.db2.luw.wn.doc/doc/i0055045.html.

Syntax

```
➤➤ HEALTH_DBM_HI ( — member — ) ➤➤
```

The schema is SYSPROC.

Table function parameter

member

An input argument of type INTEGER that specifies a valid database member number. Specify -1 for the current database member, or -2 for an aggregate of all active database members. An active database member is a member where the database is available for connection and use by applications.

If the null value is specified, -1 is set implicitly.

Authorization

One of the following authorities is required to execute the routine:

- EXECUTE privilege on the routine
- DATAACCESS authority
- DBADM authority
- SQLADM authority

Default PUBLIC privilege

In a non-restrictive database, EXECUTE privilege is granted to PUBLIC when the function is automatically created.

Example

```
SELECT * FROM TABLE(HEALTH_DBM_HI(-1)) AS T
```

The following is an example of output from this query.

SNAPSHOT_TIMESTAMP	HI_ID	SERVER_INSTANCE_NAME	...
2006-02-13-12.30.19.773632	1	DB2	...
2006-02-13-12.30.19.773632	4	DB2	...

2 record(s) selected.

Output from this query (continued).

```
... HI_VALUE HI_TIMESTAMP HI_ALERT_STATE HI_ALERT_STATE_DETAIL ...
... -----
...      0 2006-02-13-12.26.26.158000      1 Normal
...     100 2006-02-13-12.26.26.158000      4 Alarm
... -----
```

Output from this query (continued).

```
... HI_FORMULA HI_ADDITIONAL_INFO
... -----
...      0 -
... ((327680 / 327680) * 100) -
```

Table 260. Information returned by the HEALTH_DBM_HI table function

Column name	Data type	Description or corresponding monitor element
SNAPSHOT_TIMESTAMP	TIMESTAMP	snapshot_timestamp - Snapshot timestamp
HI_ID	BIGINT	A number that uniquely identifies the health indicator in the snapshot data stream.
SERVER_INSTANCE_NAME	VARCHAR(128)	server_instance_name - Server instance name
HI_VALUE	SMALLINT	The value of the health indicator.
HI_TIMESTAMP	TIMESTAMP	The date and time that the alert was generated.
HI_ALERT_STATE	BIGINT	The severity of the alert.
HI_ALERT_STATE_DETAIL	VARCHAR(20)	The text description of the HI_ALERT_STATE column.
HI_FORMULA	VARCHAR(2048)	The formula used to calculate the health indicator.
HI_ADDITIONAL_INFO	VARCHAR(4096)	Additional information about the health indicator.

HEALTH_DBM_HI_HIS

The HEALTH_DBM_HI_HIS table function returns health indicator history information from a health snapshot of the database manager.

Important: This table function has been deprecated and might be removed in a future release because the health monitor has been deprecated. It is not supported in Db2 pureScale environments. For more information, see "Health monitor has been deprecated" at http://www.ibm.com/support/knowledgecenter/SSEPGG_9.7.0/com.ibm.db2.luw.wn.doc/doc/i0055045.html.

Syntax

➤ HEALTH_DBM_HI_HIS — (— *member* —) ➤

The schema is SYSPROC.

Table function parameter

member

An input argument of type INTEGER that specifies a valid database member number. Specify -1 for the current database member, or -2 for an aggregate of all active database members. An active database member is a member where the database is available for connection and use by applications.

If the null value is specified, -1 is set implicitly.

Authorization

One of the following authorities is required to execute the routine:

- EXECUTE privilege on the routine
- DATAACCESS authority
- DBADM authority
- SQLADM authority

Default PUBLIC privilege

In a non-restrictive database, EXECUTE privilege is granted to PUBLIC when the function is automatically created.

Example

```
SELECT * FROM TABLE(HEALTH_DBM_HI_HIS(-1)) AS T
```

The following is an example of output from this query.

SNAPSHOT_TIMESTAMP	HI_ID	SERVER_INSTANCE_NAME	HI_VALUE	...
2006-02-13-12.30.20.460905	1	DB2	0	...
2006-02-13-12.30.20.460905	1	DB2	0	...
2006-02-13-12.30.20.460905	1	DB2	0	...
2006-02-13-12.30.20.460905	1	DB2	0	...
2006-02-13-12.30.20.460905	1	DB2	0	...
2006-02-13-12.30.20.460905	1	DB2	0	...
2006-02-13-12.30.20.460905	1	DB2	0	...
2006-02-13-12.30.20.460905	1	DB2	0	...
2006-02-13-12.30.20.460905	1	DB2	0	...
2006-02-13-12.30.20.460905	4	DB2	100	...
2006-02-13-12.30.20.460905	4	DB2	100	...
2006-02-13-12.30.20.460905	4	DB2	100	...
2006-02-13-12.30.20.460905	4	DB2	100	...
2006-02-13-12.30.20.460905	4	DB2	60	...
2006-02-13-12.30.20.460905	4	DB2	60	...
2006-02-13-12.30.20.460905	4	DB2	60	...
2006-02-13-12.30.20.460905	4	DB2	60	...
2006-02-13-12.30.20.460905	4	DB2	60	...

18 record(s) selected.

Output for this query (continued).

...	HI_TIMESTAMP	HI_ALERT_STATE	HI_ALERT_STATE_DETAIL	...
...	2006-02-13-12.21.25.649000	1	Normal	...
...	2006-02-13-12.16.25.911000	1	Normal	...
...	2006-02-13-12.11.25.377000	1	Normal	...
...	2006-02-13-12.06.26.168000	1	Normal	...
...	2006-02-13-12.01.25.165000	1	Normal	...
...	2006-02-13-11.56.25.927000	1	Normal	...
...	2006-02-13-11.51.25.452000	1	Normal	...
...	2006-02-13-11.46.25.211000	1	Normal	...
...	2006-02-13-11.41.25.972000	1	Normal	...
...	2006-02-13-12.21.25.649000	4	Alarm	...
...	2006-02-13-12.16.25.911000	4	Alarm	...
...	2006-02-13-12.11.25.377000	4	Alarm	...
...	2006-02-13-12.06.26.168000	4	Alarm	...

```

... 2006-02-13-12.01.25.165000      1 Normal      ...
... 2006-02-13-11.56.25.927000      1 Normal      ...
... 2006-02-13-11.51.25.452000      1 Normal      ...
... 2006-02-13-11.46.25.211000      1 Normal      ...
... 2006-02-13-11.41.25.972000      1 Normal      ...

```

Output for this query (continued).

```

... HI_FORMULA                      HI_ADDITIONAL_INFO
... -----
... 0                                -
... 0                                -
... 0                                -
... 0                                -
... 0                                -
... 0                                -
... 0                                -
... 0                                -
... 0                                -
... 0                                -
... ((327680 / 327680) * 100)        -
... ((327680 / 327680) * 100)        -
... ((327680 / 327680) * 100)        -
... ((327680 / 327680) * 100)        -
... ((196608 / 327680) * 100)        -
... ((196608 / 327680) * 100)        -
... ((196608 / 327680) * 100)        -
... ((196608 / 327680) * 100)        -
... ((196608 / 327680) * 100)        -
... ((196608 / 327680) * 100)        -

```

Information returned

<i>Table 261. Information returned by the HEALTH_DBM_HI_HIS table function</i>		
Column name	Data type	Description or corresponding monitor element
SNAPSHOT_TIMESTAMP	TIMESTAMP	snapshot_timestamp - Snapshot timestamp
HI_ID	BIGINT	A number that uniquely identifies the health indicator in the snapshot data stream.
SERVER_INSTANCE_NAME	VARCHAR(128)	server_instance_name - Server instance name
HI_VALUE	SMALLINT	The value of the health indicator.
HI_TIMESTAMP	TIMESTAMP	The date and time that the alert was generated.
HI_ALERT_STATE	BIGINT	The severity of the alert.
HI_ALERT_STATE_DETAIL	VARCHAR(20)	The text description of the HI_ALERT_STATE column.
HI_FORMULA	VARCHAR(2048)	The formula used to calculate the health indicator.
HI_ADDITIONAL_INFO	VARCHAR(4096)	Additional information about the health indicator.

HEALTH_DBM_INFO

The HEALTH_DBM_INFO function returns information from a health snapshot of the database manager.

Important: This table function has been deprecated and might be removed in a future release because the health monitor has been deprecated. It is not supported in Db2 pureScale environments. For more

information, see "Health monitor has been deprecated" at http://www.ibm.com/support/knowledgecenter/SSEPGG_9.7.0/com.ibm.db2.luw.wn.doc/doc/i0055045.html.

Syntax

► HEALTH_DBM_INFO — (— *member* —) ◄

The schema is SYSPROC.

Table function parameter

member

An input argument of type INTEGER that specifies a valid database member number. Specify -1 for the current database member, or -2 for an aggregate of all active database members. An active database member is a member where the database is available for connection and use by applications.

If the null value is specified, -1 is set implicitly.

Authorization

One of the following authorities is required to execute the routine:

- EXECUTE privilege on the routine
- DATAACCESS authority
- DBADM authority
- SQLADM authority

Default PUBLIC privilege

In a non-restrictive database, EXECUTE privilege is granted to PUBLIC when the function is automatically created.

Example

```
SELECT * FROM TABLE(HEALTH_DBM_INFO(-1)) AS T
```

The following is an example of output from this query.

SNAPSHOT_TIMESTAMP	SERVER_INSTANCE_NAME	ROLLED_UP_ALERT_STATE	...
2006-02-13-12.30.19.663924	DB2	4	...

1 record(s) selected.

Output from this query (continued).

...	ROLLED_UP_ALERT_STATE_DETAIL	DB2START_TIME	...
...	Alarm	2006-02-09-10.56.18.126182	...

Output from this query (continued).

...	LAST_RESET	NUM_NODES_IN_DB2_INSTANCE
...	-	1

Information returned

Table 262. Information returned by the HEALTH_DBM_INFO table function

Column name	Data type	Description or corresponding monitor element
SNAPSHOT_TIMESTAMP	TIMESTAMP	snapshot_timestamp - Snapshot timestamp
SERVER_INSTANCE_NAME	VARCHAR(128)	server_instance_name - Server instance name
ROLLED_UP_ALERT_STATE	BIGINT	The most severe alert state captured by this snapshot.
ROLLED_UP_ALERT_STATE_DETAIL	VARCHAR(20)	The text description of the ROLLED_UP_ALERT_STATE column.
DB2START_TIME	TIMESTAMP	db2start_time - Start database manager timestamp
LAST_RESET	TIMESTAMP	last_reset - Last reset timestamp
NUM_NODES_IN_DB2_INSTANCE	INTEGER	num_nodes_in_db2_instance - Number of nodes in database partition

HEALTH_GET_ALERT_ACTION_CFG

Returns health alert action configuration settings for various object types (database manager, database, table space, and table space container) and for various configuration levels (install default, instance, global, and object).

Important: This table function has been deprecated and might be removed in a future release because the health monitor has been deprecated. It is not supported in Db2 pureScale environments. For more information, see "Health monitor has been deprecated" at http://www.ibm.com/support/knowledgecenter/SSEPGG_9.7.0/com.ibm.db2.luw.wn.doc/doc/i0055045.html.

Syntax

```
►► HEALTH_GET_ALERT_ACTION_CFG — ( — objecttype — , — cfg_level — , — dbname — , —►  
  
    ► — objectname — ) ►►
```

The schema is SYSPROC.

Table function parameters

objecttype

An input argument of type VARCHAR(3) that indicates the object type. The value must be one of the following case-insensitive values:

- 'DBM' for database manager
- 'DB' for database
- 'TS' for table space
- 'TSC' for table space container

Note: Leading and trailing spaces will be ignored.

cfg_level

An input argument of type VARCHAR(1) that indicates the configuration level. The value must be one of the following case-insensitive values:

- For *objecttype* 'DBM': 'D' for install default; 'G' or 'O' for instance level.
- For *objecttype* that is not 'DBM': 'D' for install default; 'G' for global level; 'O' for object level.

dbname

An input argument of type VARCHAR(128) that indicates the database name. The database name must be provided if *objecttype* is 'DB', 'TS', or 'TSC', and *cfg_level* is 'O'. For all other combinations of *objecttype* and *cfg_level*, the *dbname* parameter should be NULL (or an empty string).

objectname

An input argument of type VARCHAR(1024) that indicates the object name, for example, <table space name> or <table space name>.<container name>. The object name must be provided if *objecttype* is 'TS' or 'TSC', and *cfg_level* is 'O'. For all other combinations of *objecttype* and *cfg_level*, the *objectname* parameter should be NULL (or an empty string).

Authorization

One of the following authorities is required to execute the routine:

- EXECUTE privilege on the routine
- DATAACCESS authority
- DBADM authority
- SQLADM authority

Default PUBLIC privilege

In a non-restrictive database, EXECUTE privilege is granted to PUBLIC when the function is automatically created.

Examples

Example 1: Retrieve object level alert action configuration settings for database SAMPLE for health indicator ID 1004.

```
SELECT OBJECTTYPE, CFG_LEVEL, SUBSTR(DBNAME,1,8) AS DBNAME,
       SUBSTR(OBJECTNAME,1,8) AS OBJECTNAME, ID, IS_DEFAULT,
       SUBSTR(CONDITION,1,10) AS CONDITION, ACTIONTYPE,
       SUBSTR(ACTIONNAME,1,30) AS ACTIONNAME, SUBSTR(USERID,1,8) AS USERID,
       SUBSTR(HOSTNAME,1,10) AS HOSTNAME, SCRIPT_TYPE,
       SUBSTR(WORKING_DIR,1,10) AS WORKING_DIR, TERMINATION_CHAR,
       SUBSTR(PARAMETERS,1,10) AS PARAMETERS
FROM TABLE(HEALTH_GET_ALERT_ACTION_CFG('DB','O','SAMPLE','')) AS ACTION_CFG
WHERE ID = 1004
```

The following is an example of output for this query.

OBJECTTYPE	CFG_LEVEL	DBNAME	OBJECTNAME	ID	IS_DEFAULT	CONDITION
DB	0	SAMPLE		1004	1	ALARM
DB	0	SAMPLE		1004	1	ALARM

2 record(s) selected.

Output for this query (continued).

...	ACTIONTYPE	ACTIONNAME	USERID	HOSTNAME
...	S	~/health_center/script/scrpn6	uid1	-
...	T	00.0005	uid1	HOST3

Output for this query (continued).

```

... SCRIPT_TYPE WORKING_DIR TERMINATION_CHAR PARAMETERS
... -----
... 0          ~/health_c - -
... -          - - -

```

Example 2: Retrieve the condition, action type, action name, hostname, and script type for database SAMPLE for health indicator ID 1004.

```

SELECT CONDITION, ACTIONTYPE, SUBSTR(ACTIONNAME,1,35) AS ACTIONNAME,
       SUBSTR(USERID,1,8) AS USERID, SUBSTR(HOSTNAME,1,10) AS HOSTNAME, SCRIPT_TYPE
FROM TABLE(HEALTH_GET_ALERT_ACTION_CFG('DB','0','SAMPLE','')) AS ALERT_ACTION_CFG
WHERE ID=1004

```

The following is an example of output for this query.

```

CONDITION      ACTIONTYPE ACTIONNAME      ...
-----
ALARM          S          ~/health_center/script/scrpn6 ...
ALARM          T          00.0005        ...

  2 record(s) selected.

```

Output for this query (continued).

```

... USERID  HOSTNAME  SCRIPT_TYPE
... -----
... uid1    -        0
... uid1    HOST3    -

```

Usage notes

The HEALTH_GET_IND_DEFINITION table function can be used to map health indicator IDs to the health indicator names.

Information returned

<i>Table 263. Information returned by the HEALTH_GET_ALERT_ACTION_CFG table function</i>		
Column name	Data type	Description
OBJECTTYPE	VARCHAR(3)	Object type.
CFG_LEVEL	CHAR(1)	Configuration level.
DBNAME	VARCHAR(128)	Database name.
OBJECTNAME	VARCHAR(512)	object_name - Object name monitor element
ID	BIGINT	id - cluster caching facility identification monitor element
IS_DEFAULT	SMALLINT	Whether the settings is the default: 1 if it is the default, 0 if it is not the default, Null if it is not applicable.
CONDITION	VARCHAR(32)	Alert condition upon which the action is triggered.
ACTIONTYPE	CHAR(1)	Action type: 'S' for script action or 'T' for task action.
ACTIONNAME	VARCHAR(5000)	If ACTIONTYPE is 'S', this is the script path name. If ACTIONTYPE is 'T', this is the task ID.

Table 263. Information returned by the HEALTH_GET_ALERT_ACTION_CFG table function (continued)

Column name	Data type	Description
USERID	VARCHAR(1024)	User name under which the action will be executed.
HOSTNAME	VARCHAR(255)	hostname - Host name monitor element
SCRIPT_TYPE	CHAR(1)	Script type: If ACTIONTYPE is 'S', 'O' for an operating system command script or 'D' for a database command script; if ACTIONTYPE is 'T', this value is null.
WORKING_DIR	VARCHAR(5000)	If ACTIONTYPE is 'S', the working directory for the script; if ACTIONTYPE is 'T', this value is null.
TERMINATION_CHAR	VARCHAR(4)	For a database command script action, the statement termination character; otherwise, this values is null.
PARAMETERS	VARCHAR(200)	For a operating system command script action, the command line parameters.

HEALTH_GET_ALERT_CFG

Returns health alert configuration settings for various object types (database manager, database, table space, table space container) and for various configuration levels (install default, global, and object).

Important: This table function has been deprecated and might be removed in a future release because the health monitor has been deprecated. It is not supported in Db2 pureScale environments. For more information, see "Health monitor has been deprecated" at http://www.ibm.com/support/knowledgecenter/SSEPGG_9.7.0/com.ibm.db2.luw.wn.doc/doc/i0055045.html.

Syntax

```
►► HEALTH_GET_ALERT_CFG ( ( — objecttype — , — cfg_level — , — dbname — , —►
    ► — objectname — ) ►►
```

The schema is SYSPROC.

Table function parameters

objecttype

An input argument of type VARCHAR(3) that indicates the object type. The value must be one of the following case-insensitive values:

- 'DBM' for database manager
- 'DB' for database
- 'TS' for table space
- 'TSC' for table space container

Note: Leading and trailing spaces will be ignored.

cfg_level

An input argument of type VARCHAR(1) that indicates the configuration level. The value must be one of the following case-insensitive values:

- For *objecttype* 'DBM': 'D' for install default; 'G' or 'O' for instance level.
- For *objecttype* that is not 'DBM': 'D' for install default; 'G' for global level; 'O' for object level.

dbname

An input argument of type VARCHAR(128) that indicates the database name. The database name must be provided if *objecttype* is 'DB', 'TS', or 'TSC', and *cfg_level* is 'O'. For all other combinations of *objecttype* and *cfg_level*, the *dbname* parameter should be NULL (or an empty string).

objectname

An input argument of type VARCHAR(1024) that indicates the object name, for example, <table space name> or <table space name>.<container name>. The object name must be provided if *objecttype* is 'TS' or 'TSC', and *cfg_level* is 'O'. For all other combinations of *objecttype* and *cfg_level*, the *objectname* parameter should be NULL (or an empty string).

Authorization

One of the following authorities is required to execute the routine:

- EXECUTE privilege on the routine
- DATAACCESS authority
- DBADM authority
- SQLADM authority

Default PUBLIC privilege

In a non-restrictive database, EXECUTE privilege is granted to PUBLIC when the function is automatically created.

Examples

Example 1: Retrieve the object level alert configuration settings for database SAMPLE.

```
SELECT * FROM TABLE(SYSPROC.HEALTH_GET_ALERT_CFG('DB', 'O', 'SAMPLE', ''))
AS ALERT_CFG
```

The following is an example of output for this query.

OBJECTTYPE	CFG_LEVEL	DBNAME	OBJECTNAME	...
DB	0	SAMPLE		...
DB	0	SAMPLE		...
DB	0	SAMPLE		...
DB	0	SAMPLE		...
DB	0	SAMPLE		...
DB	0	SAMPLE		...
DB	0	SAMPLE		...
DB	0	SAMPLE		...
DB	0	SAMPLE		...
DB	0	SAMPLE		...
DB	0	SAMPLE		...
DB	0	SAMPLE		...
DB	0	SAMPLE		...
DB	0	SAMPLE		...
DB	0	SAMPLE		...
...				...

Output for this query (continued).

...	ID	IS_DEFAULT	WARNING_THRESHOLD	...
...				...
...	1001	0	0	...
...	1018	0	0	...
...	1015	0	0	...
...	1022	0	0	...

```

...      1002      1      95 ...
...      1003      1      30 ...
...      1004      1      60 ...
...      1005      1      75 ...
...      1006      1      75 ...
...      1007      1       5 ...
...      1008      1      75 ...
...      1009      1       5 ...
...      1010      1      50 ...
...      1011      1      80 ...

```

Output for this query (continued).

```

... ALARM_THRESHOLD      SENSITIVITY      EVALUATE ACTION_ENABLED
... -----
...          0          0          0          0
...          0          0          1          0
...          0          0          1          0
...          0          0          1          0
...         100          0          0          0
...          50          0          1          0
...          30          0          1          0
...          85          0          1          0
...          85          0          1          0
...          10          0          1          0
...          85          0          1          0
...          10          0          1          0
...          70          0          1          0
...          70          0          0          0

```

Example 2: Retrieve the warning and alarm thresholds for the health indicator ID '2002' for table space USERSPACE1 in database SAMPLE.

```

SELECT WARNING_THRESHOLD, ALARM_THRESHOLD
FROM TABLE(SYSPROC.HEALTH_GET_ALERT_CFG('TS', '0', 'SAMPLE', 'USERSPACE1'))
AS T WHERE ID = 2002

```

The following is an example of output for this query.

```

WARNING_THRESHOLD      ALARM_THRESHOLD
-----
          80          90
SQL22004N Cannot find the requested configuration for the given object.
Returning default configuration for "tablespaces".

1 record(s) selected with 1 warning messages printed.

```

Usage notes

The HEALTH_GET_IND_DEFINITION table function can be used to map health indicator IDs to the health indicator names.

Example: Retrieve the warning and alarm thresholds for the health indicator Tablespace Utilization (ts.ts_util) for table space USERSPACE1 in database SAMPLE.

```

WITH HINAME(ID) AS (SELECT ID FROM TABLE(SYSPROC.HEALTH_GET_IND_DEFINITION('')) AS W
WHERE NAME = 'ts.ts_util')
SELECT WARNING_THRESHOLD, ALARM_THRESHOLD
FROM TABLE(SYSPROC.HEALTH_GET_ALERT_CFG('TS', '0', 'SAMPLE', 'USERSPACE1')) AS T,
HINAME AS H
WHERE T.ID = H.ID

```

The following is an example of output for this query.

```

WARNING_THRESHOLD      ALARM_THRESHOLD
-----
          80          90
SQL22004N Cannot find the requested configuration for the given object.
Returning default configuration for "tablespaces".

1 record(s) selected with 1 warning messages printed.

```

Information returned

Table 264. Information returned by the HEALTH_GET_ALERT_CFG table function		
Column name	Data type	Description
OBJECTTYPE	VARCHAR(3)	Object type.
CFG_LEVEL	CHAR(1)	Configuration level.
DBNAME	VARCHAR(128)	Database name.
OBJECTNAME	VARCHAR(512)	object_name - Object name monitor element
ID	BIGINT	id - cluster caching facility identification monitor element
IS_DEFAULT	SMALLINT	Whether the settings is the default: 1 if it is the default, 0 if it is not the default or Null if not applicable.
WARNING_THRESHOLD	BIGINT	Warning threshold. Null if not applicable.
ALARM_THRESHOLD	BIGINT	Alarm threshold. Null if not applicable.
SENSITIVITY	BIGINT	Health indicator sensitivity.
EVALUATE	SMALLINT	1 if this health indicator is being evaluated or 0 if it is not being evaluated.
ACTION_ENABLED	SMALLINT	1 if an action is enabled to run upon an alert occurrence or 0 if no action is enabled to run upon an alert occurrence.

HEALTH_GET_IND_DEFINITION

Returns the health indicator definitions.

Important: This table function has been deprecated and might be removed in a future release because the health monitor has been deprecated. It is not supported in Db2 pureScale environments. For more information, see "Health monitor has been deprecated" at http://www.ibm.com/support/knowledgecenter/SSEPGG_9.7.0/com.ibm.db2.luw.wn.doc/doc/i0055045.html.

Syntax

➤ HEALTH_GET_IND_DEFINITION — (— *locale* —) ➤

The schema is SYSPROC.

Table function parameter

locale

An input argument of type VARCHAR(33) that indicates the locale in which the translatable output is to be returned. If the input locale is not supported by the database server, an SQL warning message is issued, and the default language (English) is used. If the input locale is not provided, that is, its value is NULL (or an empty string), the default language is used.

Authorization

One of the following authorities is required to execute the routine:

- EXECUTE privilege on the routine
- DATAACCESS authority
- DBADM authority
- SQLADM authority

Default PUBLIC privilege

In a non-restrictive database, EXECUTE privilege is granted to PUBLIC when the function is automatically created.

Examples

Example 1: Retrieve the type and short description for health indicator db.db_op_status in French.

```
SELECT TYPE, SHORT_DESCRIPTION
FROM TABLE(SYSPROC.HEALTH_GET_IND_DEFINITION('fr_FR'))
AS IND_DEFINITION WHERE NAME = 'db.db_op_status'
```

The following is an example of output for this query.

```
TYPE          SHORT_DESCRIPTION
-----
STATE         Etat opérationnel de la base de données

1 record(s) selected.
```

Example 2: Retrieve the short description for health indicator ID 1001 in English.

```
SELECT SHORT_DESCRIPTION FROM TABLE(SYSPROC.HEALTH_GET_IND_DEFINITION('en_US'))
AS IND_DEFINITION WHERE ID = 1001
```

The following is an example of output for this query.

```
SHORT_DESCRIPTION
-----
Database Operational State
```

Example 3: Retrieve all health indicator IDs and names.

```
SELECT ID, NAME FROM TABLE(HEALTH_GET_IND_DEFINITION('')) AS T
```

The following is an example of output for this query.

```
ID          NAME
-----
1 db2.db2_op_status
2 db2.sort_privmem_util
4 db2.mon_heap_util
1001 db.db_op_status
1002 db.sort_shmem_util
...
2001 ts.ts_op_status
2002 ts.ts_util
...
3002 tsc.tscont_util
1015 db.tb_reorg_req
...
```

Information returned

<i>Table 265. Information returned by the HEALTH_GET_IND_DEFINITION table function</i>		
Column name	Data type	Description
ID	BIGINT	id - cluster caching facility identification monitor element
NAME	VARCHAR(128)	Health indicator name.
SHORT_DESCRIPTION	VARCHAR(1024)	Health indicator short description.
LONG_DESCRIPTION	VARCHAR(32672)	Health indicator long description.
TYPE	VARCHAR(16)	Health indicator type. Possible values are: <ul style="list-style-type: none"> 'THRESHOLD_UPPER': upper-bounded threshold-based health indicators. 'THRESHOLD_LOWER': lower-bounded threshold-based health indicators. 'STATE': state-based health indicators. 'COLLECTION_STATE': collection state-based health indicators.
UNIT	VARCHAR(1024)	Unit of the health indicator values and thresholds or Null if not applicable.
CATEGORY	VARCHAR(1024)	Health indicator category.
FORMULA	VARCHAR(512)	Health indicator formula.
REFRESH_INTERVAL	BIGINT	Health indicator evaluation interval in seconds.

HEALTH_HI_REC

Retrieves a set of recommendations that address a health indicator in alert state on a particular database object. Recommendations are returned in an XML document that contains information about actions that can be taken (for example, scripts that can be run) to resolve the alert state.

Important: This procedure has been deprecated and might be removed in a future release because the health monitor was deprecated in Version 9.7.

Syntax

```

▶▶ HEALTH_HI_REC ( — schema-version — , — indicator-id — , — dbname — , —▶
    ▶ — object-type — , — object-name — , — dbpartitionnum — , — client-locale — , —▶
    ▶ — recommendation-doc — ) ▶▶

```

The schema is SYSPROC.

Any scripts that are returned by this procedure must be invoked from the instance on which the health indicator entered the alert state.

If the specified health indicator on the identified object is not in an alert state, an error is returned (SQLSTATE 5U0ZZ).

Procedure parameters

schema-version

An input argument of type INTEGER that specifies the version ID of the schema used to represent the XML document. The recommendation document will only contain elements and attributes that were defined for that schema version. Valid schema versions are defined in `db2ApiDef.h`, located in the include subdirectory of the `sqllib` directory.

indicator-id

An input argument of type INTEGER that specifies the numeric identifier of the health indicator for which recommendations are being requested. Valid health indicator IDs are defined in `sqlmon.h`, located in the include subdirectory of the `sqllib` directory.

dbname

An input argument of type VARCHAR(255) that specifies an alias name for the database against which the health indicator entered an alert state, and when object type is either DB2HEALTH_OBJTYPE_TS_CONTAINER, DB2HEALTH_OBJTYPE_TABLESPACE, or DB2HEALTH_OBJTYPE_DATABASE. Specify NULL otherwise.

object-type

An input argument of type INTEGER that specifies the type of object on which the health indicator entered an alert state. Valid object types are defined in `sqlmon.h`, located in the include subdirectory of the `sqllib` directory.

object-name

An input argument of type VARCHAR(255) that specifies the name of a table space or table space container when the object type is set to DB2HEALTH_OBJTYPE_TABLESPACE or DB2HEALTH_OBJTYPE_TS_CONTAINER. Specify NULL if the object type is DB2HEALTH_OBJTYPE_DATABASE or DB2HEALTH_OBJTYPE_DATABASE_MANAGER. In the case of a table space container, the object name is specified as *table_space_name.container_name*.

dbpartitionnum

An input argument of type INTEGER that specifies the number of the database partition on which the health indicator entered an alert state. Valid values are 0 to 999, -1 (which specifies the currently connected database partition), and -2 (which specifies all active database partitions). An active database partition is a partition where the database is available for connection and use by applications.

client-locale

An input argument of type VARCHAR(33) that specifies a client language identifier. Use this parameter to specify the language in which recommendations are to be returned. If no value is specified, 'En_US' (English) will be used. Note that if the message files for the specified locale are not available on the server, 'En_US' will be used as the default.

recommendation-doc

An output argument of type BLOB(2M) that contains the recommendation document (XML), formatted according to the Health Recommendation schema definition (see the XML schema `DB2RecommendationSchema.xsd`, located in the `misc` subdirectory of the `sqllib` directory). The XML document is encoded in UTF-8, and text in the document is in the locale of the caller, or English, if messages are not available in the caller's locale at the target instance.

Authorization

One of the following authorities is required to execute the procedure:

- EXECUTE privilege on the procedure
- DATAACCESS authority

- DBADM authority
- SQLADM authority

Default PUBLIC privilege

In a non-restrictive database, EXECUTE privilege is granted to PUBLIC when the procedure is automatically created.

HEALTH_TBS_HI

Returns health indicator information for table spaces from a health snapshot of table spaces in a database.

Important: This table function has been deprecated and might be removed in a future release because the health monitor has been deprecated. It is not supported in Db2 pureScale environments. For more information, see "Health monitor has been deprecated" at http://www.ibm.com/support/knowledgecenter/SSEPGG_9.7.0/com.ibm.db2.luw.wn.doc/doc/i0055045.html.

Syntax

► HEALTH_TBS_HI ((— *dbname* — , — *member* —)) ◄

The schema is SYSPROC.

Table function parameters

dbname

An input argument of type VARCHAR(255) that specifies a valid database name in the same instance as the currently connected database when calling this function. Specify a database name that has a directory entry type of either "Indirect" or "Home", as returned by the **LIST DATABASE DIRECTORY** command. Specify the null value to take the snapshot from the currently connected database.

member

An input argument of type INTEGER that specifies a valid database member number. Specify -1 for the current database member, or -2 for an aggregate of all active database members. An active database member is a member where the database is available for connection and use by applications.

If the null value is specified, -1 is set implicitly.

Authorization

One of the following authorities is required to execute the routine:

- EXECUTE privilege on the routine
- DATAACCESS authority
- DBADM authority
- SQLADM authority

Default PUBLIC privilege

In a non-restrictive database, EXECUTE privilege is granted to PUBLIC when the function is automatically created.

Example

```
SELECT * FROM TABLE(HEALTH_TBS_HI('',-1)) AS T
```

The following is an example of output from this query.

SNAPSHOT_TIMESTAMP	TABLESPACE_NAME	HI_ID	HI_VALUE	...
2006-02-13-12.30.35.229196	SYSCATSPACE	2001	0	...
2006-02-13-12.30.35.229196	SYSCATSPACE	2002	99	...
2006-02-13-12.30.35.229196	SYSCATSPACE	2003	0	...
2006-02-13-12.30.35.229196	SYSTOOLSPACE	2001	0	...
2006-02-13-12.30.35.229196	SYSTOOLSPACE	2002	62	...
2006-02-13-12.30.35.229196	SYSTOOLSPACE	2003	0	...
2006-02-13-12.30.35.229196	SYSTOOLSTMPSPACE	2001	0	...
2006-02-13-12.30.35.229196	TEMPSPACE1	2001	0	...
2006-02-13-12.30.35.229196	USERSPACE1	2001	0	...
2006-02-13-12.30.35.229196	USERSPACE1	2002	100	...
2006-02-13-12.30.35.229196	USERSPACE1	2003	0	...

11 record(s) selected.

Output from this query (continued).

...	HI_TIMESTAMP	HI_ALERT_STATE	HI_ALERT_STATE_DETAIL	...
...	2006-02-13-12.26.26.158000	1	Normal	...
...	2006-02-13-12.26.26.158000	4	Alarm	...
...	2006-02-13-12.26.26.158000	1	Normal	...
...	2006-02-13-12.26.26.158000	1	Normal	...
...	2006-02-13-12.26.26.158000	1	Normal	...
...	2006-02-13-12.26.26.158000	1	Normal	...
...	2006-02-13-12.26.26.158000	1	Normal	...
...	2006-02-13-12.26.26.158000	1	Normal	...
...	2006-02-13-12.26.26.158000	1	Normal	...
...	2006-02-13-12.26.26.158000	4	Alarm	...
...	2006-02-13-12.26.26.158000	1	Normal	...

Output from this query (continued).

...	HI_FORMULA	HI_ADDITIONAL_INFO
...	0	-
...	((9376 / 9468) * 100)	The short term table space growth rate from "02/13/2006 11:26:26.000158" to "02/13/2006 12:26:26.000158" is "N/A" bytes per second and the long term growth rate from "02/12/2006 12:26:26.000158" to "02/13/2006 12:26:26.000158" is "N/A" bytes per second. Time to fullness is projected to be "N/A" and "N/A". The table space is defined with automatic storage set to "YES" and automatic resize enabled set to "YES".
...	0	The table space is defined with automatic storage set to "YES" and automatic resize enabled set to "YES". The following are the automatic resize settings: increase size (bytes) "-1", increase size (percent) "N/A", maximum size (bytes) "-1". The current table space size (bytes) is "38797312".
...	0	-
...	((156 / 252) * 100)	The short term table space growth rate from "02/13/2006 11:26:26.000158" to "02/13/2006 12:26:26.000158" is "N/A" bytes per second and the long term growth rate from "02/12/2006 12:26:26.000158" to "02/13/2006 12:26:26.000158" is "N/A" bytes per second. Time to fullness is projected to be "N/A" and "N/A". The table space is defined with automatic storage set to "YES" and automatic resize enabled set to "YES".
...	0	The table space is defined with automatic storage set to "YES" and automatic resize enabled set to "YES". The following are the automatic resize settings: increase size (bytes) "-1", increase size (percent) "N/A", maximum size (bytes) "-1". The current table space size (bytes) is "1048576".
...	0	-
...	0	-
...	0	-


```

... ((1504 / 1504) * 100)    The short term table space growth rate from
                             "02/13/2006 11:26:26.000158" to
                             "02/13/2006 12:26:26.000158" is "N/A"
                             bytes per second and the long term growth
                             rate from "02/12/2006 12:26:26.000158" to
                             "02/13/2006 12:26:26.000158" is "N/A" bytes
                             per second. Time to fullness is projected
                             to be "N/A" and "N/A". The
                             table space is defined with automatic storage
                             set to "YES" and automatic resize enabled
                             set to "YES".
... 0                        The table space is defined with automatic
                             storage set to "YES" and automatic resize
                             enabled set to "YES". The following are
                             the automatic resize settings: increase
                             size (bytes) "-1", increase size (percent)
                             "N/A", maximum size (bytes) "-1". The
                             current table space size (bytes) is
                             "6291456".

```

Information returned

<i>Table 266. Information returned by the HEALTH_TBS_HI table function</i>		
Column name	Data type	Description or corresponding monitor element
SNAPSHOT_TIMESTAMP	TIMESTAMP	snapshot_timestamp - Snapshot timestamp
TABLESPACE_NAME	VARCHAR(128)	tablespace_name - Table space name
HI_ID	BIGINT	A number that uniquely identifies the health indicator in the snapshot data stream.
HI_VALUE	SMALLINT	The value of the health indicator.
HI_TIMESTAMP	TIMESTAMP	The date and time that the alert was generated.
HI_ALERT_STATE	BIGINT	The severity of the alert.
HI_ALERT_STATE_DETAIL	VARCHAR(20)	The text description of the HI_ALERT_STATE column.
HI_FORMULA	VARCHAR(2048)	The formula used to calculate the health indicator.
HI_ADDITIONAL_INFO	VARCHAR(4096)	Additional information about the health indicator.

HEALTH_TBS_HI_HIS

The HEALTH_TBS_HI_HIS table function returns health indicator history information for table spaces from a health snapshot of a database.

Important: This table function has been deprecated and might be removed in a future release because the health monitor has been deprecated. It is not supported in Db2 pureScale environments. For more information, see "Health monitor has been deprecated" at http://www.ibm.com/support/knowledgecenter/SSEPGG_9.7.0/com.ibm.db2.luw.wn.doc/doc/i0055045.html.

Syntax

```

▶▶ HEALTH_TBS_HI_HIS — ( — dbname — , — member — ) ▶▶

```

The schema is SYSPROC.

Table function parameters

dbname

An input argument of type VARCHAR(255) that specifies a valid database name in the same instance as the currently connected database when calling this function. Specify a database name that has a directory entry type of either "Indirect" or "Home", as returned by the **LIST DATABASE DIRECTORY** command. Specify the null value to take the snapshot from the currently connected database.

member

An input argument of type INTEGER that specifies a valid database member number. Specify -1 for the current database member, or -2 for an aggregate of all active database members. An active database member is a member where the database is available for connection and use by applications.

If the null value is specified, -1 is set implicitly.

Authorization

One of the following authorities is required to execute the routine:

- EXECUTE privilege on the routine
- DATAACCESS authority
- DBADM authority
- SQLADM authority

Default PUBLIC privilege

In a non-restrictive database, EXECUTE privilege is granted to PUBLIC when the function is automatically created.

Example

```
SELECT * FROM TABLE(HEALTH_TBS_HI_HIS('',-1)) AS T
```

The following is an example of output from this query.

SNAPSHOT_TIMESTAMP	TABLESPACE_NAME	HI_ID	...
2006-02-13-12.30.37.181478	SYSCATSPACE	2001	...
2006-02-13-12.30.37.181478	SYSCATSPACE	2001	...
2006-02-13-12.30.37.181478	SYSCATSPACE	2002	...
2006-02-13-12.30.37.181478	SYSCATSPACE	2002	...
2006-02-13-12.30.37.181478	SYSCATSPACE	2003	...
2006-02-13-12.30.37.181478	SYSCATSPACE	2003	...
2006-02-13-12.30.37.181478	SYSTOOLSPACE	2001	...
2006-02-13-12.30.37.181478	SYSTOOLSPACE	2001	...
2006-02-13-12.30.37.181478	SYSTOOLSPACE	2002	...
2006-02-13-12.30.37.181478	SYSTOOLSPACE	2002	...
2006-02-13-12.30.37.181478	SYSTOOLSPACE	2003	...
2006-02-13-12.30.37.181478	SYSTOOLSPACE	2003	...
2006-02-13-12.30.37.181478	SYSTOOLSTMPSPACE	2001	...
2006-02-13-12.30.37.181478	SYSTOOLSTMPSPACE	2001	...
2006-02-13-12.30.37.181478	TEMPSPACE1	2001	...
2006-02-13-12.30.37.181478	TEMPSPACE1	2001	...
2006-02-13-12.30.37.181478	USERSPACE1	2001	...
2006-02-13-12.30.37.181478	USERSPACE1	2001	...
2006-02-13-12.30.37.181478	USERSPACE1	2002	...
2006-02-13-12.30.37.181478	USERSPACE1	2002	...
2006-02-13-12.30.37.181478	USERSPACE1	2003	...
2006-02-13-12.30.37.181478	USERSPACE1	2003	...

22 record(s) selected.

Output from this query (continued).

...	HI_TIMESTAMP	HI_VALUE	HI_ALERT_STATE	HI_ALERT_STATE_DETAIL	...
...	2006-02-13-12.16.25.911000	0	1	Normal	...

```

... 2006-02-13-12.06.26.168000      0          1 Normal      ...
... 2006-02-13-12.16.25.911000     99         4 Alarm       ...
... 2006-02-13-12.06.26.168000     99         4 Alarm       ...
... 2006-02-13-12.16.25.911000      0          1 Normal      ...
... 2006-02-13-12.06.26.168000      0          1 Normal      ...
... 2006-02-13-12.16.25.911000      0          1 Normal      ...
... 2006-02-13-12.06.26.168000      0          1 Normal      ...
... 2006-02-13-12.16.25.911000     62         1 Normal      ...
... 2006-02-13-12.06.26.168000     62         1 Normal      ...
... 2006-02-13-12.16.25.911000      0          1 Normal      ...
... 2006-02-13-12.06.26.168000      0          1 Normal      ...
... 2006-02-13-12.16.25.911000      0          1 Normal      ...
... 2006-02-13-12.06.26.168000      0          1 Normal      ...
... 2006-02-13-12.16.25.911000      0          1 Normal      ...
... 2006-02-13-12.06.26.168000      0          1 Normal      ...
... 2006-02-13-12.16.25.911000     100        4 Alarm       ...
... 2006-02-13-12.06.26.168000     100        4 Alarm       ...
... 2006-02-13-12.16.25.911000      0          1 Normal      ...
... 2006-02-13-12.06.26.168000      0          1 Normal      ...

```

Output from this query (continued).

```

... HI_FORMULA          HI_ADDITIONAL_INFO
... -----
... 0                  -
... 0                  -
... ((9376 / 9468) * 100) The short term table space growth rate from
...                               "02/13/2006 11:16:25.000911" to
...                               "02/13/2006 12:16:25.000911" is "N/A" bytes
...                               per second and the long term growth rate
...                               from "02/12/2006 12:16:25.000911" to
...                               "02/13/2006 12:16:25.000911" is "N/A" bytes
...                               per second. Time to fullness is projected
...                               to be "N/A" and "N/A". The
...                               table space is defined with automatic
...                               storage set to "YES" and automatic resize
...                               enabled set to "YES".
... ((9376 / 9468) * 100) The short term table space growth rate from
...                               "02/13/2006 11:06:26.000168" to
...                               "02/13/2006 12:06:26.000168" is "N/A" bytes
...                               per second and the long term growth rate
...                               from "02/12/2006 12:06:26.000168" to
...                               "02/13/2006 12:06:26.000168" is "N/A" bytes
...                               per second. Time to fullness is projected
...                               to be "N/A" and "N/A". The
...                               table space is defined with automatic
...                               storage set to "YES" and automatic resize
...                               enabled set to "YES".
... 0                  The table space is defined with automatic
...                               storage set to "YES" and automatic resize
...                               enabled set to "YES". The following are
...                               the automatic resize settings: increase
...                               size (bytes) "-1", increase size (percent)
...                               "N/A", maximum size (bytes) "-1". The
...                               current table space size (bytes) is
...                               "38797312".
... 0                  The table space is defined with automatic
...                               storage set to "YES" and automatic resize
...                               enabled set to "YES". The following are
...                               the automatic resize settings: increase
...                               size (bytes) "-1", increase size (percent)
...                               "N/A", maximum size (bytes) "-1". The
...                               current table space size (bytes) is
...                               "38797312".
... 0                  -
... 0                  -
... ((156 / 252) * 100) The short term table space growth rate from
...                               "02/13/2006 11:16:25.000911" to
...                               "02/13/2006 12:16:25.000911" is "N/A"
...                               bytes per second and the long term growth
...                               rate from "02/12/2006 12:16:25.000911" to
...                               "02/13/2006 12:16:25.000911" is "N/A" bytes
...                               per second. Time to fullness is projected
...                               to be "N/A" and "N/A". The
...                               table space is defined with automatic
...                               storage set to "YES" and automatic resize
...                               enabled set to "YES".
... ((156 / 252) * 100) The short term table space growth rate from

```

```

"02/13/2006 11:06:26.000168" to
"02/13/2006 12:06:26.000168" is "N/A"
bytes per second and the long term growth
rate from "02/12/2006 12:06:26.000168" to
"02/13/2006 12:06:26.000168" is "N/A" bytes
per second. Time to fullness is projected
to be "N/A" and "N/A". The
table space is defined with automatic
storage set to "YES" and automatic resize
enabled set to "YES".
... 0 The table space is defined with automatic
storage set to "YES" and automatic resize
enabled set to "YES". The following are
the automatic resize settings: increase
size (bytes) "-1", increase size (percent)
"N/A", maximum size (bytes) "-1". The
current table space size (bytes) is
"1048576".
... 0 The table space is defined with automatic
storage set to "YES" and automatic resize
enabled set to "YES". The following are
the automatic resize settings: increase
size (bytes) "-1", increase size (percent)
"N/A", maximum size (bytes) "-1". The
current table space size (bytes) is
"1048576".
... 0 -
... 0 -
... 0 -
... 0 -
... 0 -
... 0 -
... ((1504 / 1504) * 100) The short term table space growth rate
from "02/13/2006 11:16:25.000911" to
"02/13/2006 12:16:25.000911" is "N/A"
bytes per second and the long term growth
rate from "02/12/2006 12:16:25.000911"
to "02/13/2006 12:16:25.000911" is "N/A"
bytes per second. Time to fullness is
projected to be "N/A" and "N/A".
The table space is defined
with automatic storage set to "YES" and
automatic resize enabled set to "YES".
... ((1504 / 1504) * 100) The short term table space growth rate
from "02/13/2006 11:06:26.000168" to
"02/13/2006 12:06:26.000168" is "N/A"
bytes per second and the long term growth
rate from "02/12/2006 12:06:26.000168"
to "02/13/2006 12:06:26.000168" is "N/A"
bytes per second. Time to fullness is
projected to be "N/A" and "N/A".
The table space is defined
with automatic storage set to "YES" and
automatic resize enabled set to "YES".
... 0 The table space is defined with automatic
storage set to "YES" and automatic
resize enabled set to "YES". The
following are the automatic resize
settings: increase size (bytes) "-1",
increase size (percent) "N/A", maximum
size (bytes) "-1". The current table
space size (bytes) is "6291456".
... 0 The table space is defined with automatic
storage set to "YES" and automatic
resize enabled set to "YES". The
following are the automatic resize
settings: increase size (bytes) "-1",
increase size (percent) "N/A", maximum
size (bytes) "-1". The current table
space size (bytes) is "6291456".

```

Information returned

Table 267. Information returned by the HEALTH_TBS_HI_HIS table function

Column name	Data type	Description or corresponding monitor element
SNAPSHOT_TIMESTAMP	TIMESTAMP	snapshot_timestamp - Snapshot timestamp
TABLESPACE_NAME	VARCHAR(128)	tablespace_name - Table space name
HI_ID	BIGINT	A number that uniquely identifies the health indicator in the snapshot data stream.
HI_TIMESTAMP	TIMESTAMP	The date and time that the alert was generated.
HI_VALUE	SMALLINT	The value of the health indicator.
HI_ALERT_STATE	BIGINT	The severity of the alert.
HI_ALERT_STATE_DETAIL	VARCHAR(20)	The text description of the HI_ALERT_STATE column.
HI_FORMULA	VARCHAR(2048)	The formula used to calculate the health indicator.
HI_ADDITIONAL_INFO	VARCHAR(4096)	Additional information about the health indicator.

HEALTH_TBS_INFO

Returns table space information from a health snapshot of a database.

Important: This table function has been deprecated and might be removed in a future release because the health monitor has been deprecated. It is not supported in Db2 pureScale environments. For more information, see "Health monitor has been deprecated" at http://www.ibm.com/support/knowledgecenter/SSEPGG_9.7.0/com.ibm.db2.luw.wn.doc/doc/i0055045.html.

Syntax

➤ HEALTH_TBS_INFO (— *dbname* — , — *member* —) ➤

The schema is SYSPROC.

Table function parameters

dbname

An input argument of type VARCHAR(255) that specifies a valid database name in the same instance as the currently connected database when calling this function. Specify a database name that has a directory entry type of either "Indirect" or "Home", as returned by the **LIST DATABASE DIRECTORY** command. Specify the null value to take the snapshot from the currently connected database.

member

An input argument of type INTEGER that specifies a valid database member number. Specify -1 for the current database member, or -2 for an aggregate of all active database members. An active database member is a member where the database is available for connection and use by applications.

If the null value is specified, -1 is set implicitly.

Authorization

One of the following authorities is required to execute the routine:

- EXECUTE privilege on the routine
- DATAACCESS authority
- DBADM authority
- SQLADM authority

Default PUBLIC privilege

In a non-restrictive database, EXECUTE privilege is granted to PUBLIC when the function is automatically created.

Example

```
SELECT * FROM TABLE(HEALTH_TBS_INFO(' ', -1)) AS T
```

The following is an example of output from this query.

```
SNAPSHOT_TIMESTAMP      TABLESPACE_NAME      ...
-----
2006-02-13-12.30.35.027383 SYSCATSPACE          ...
2006-02-13-12.30.35.027383 SYSTOOLSPACE         ...
2006-02-13-12.30.35.027383 SYSTOOLSTMPSPACE    ...
2006-02-13-12.30.35.027383 TEMPSPACE1          ...
2006-02-13-12.30.35.027383 USERSPACE1          ...

5 record(s) selected.
```

Output from this query (continued).

```
... ROLLED_UP_ALERT_STATE ROLLED_UP_ALERT_STATE_DETAIL
... -----
... 4 Alarm
... 1 Normal
... 1 Normal
... 1 Normal
... 4 Alarm
```

Information returned

Column name	Data type	Description or corresponding monitor element
SNAPSHOT_TIMESTAMP	TIMESTAMP	snapshot_timestamp - Snapshot timestamp
TABLESPACE_NAME	VARCHAR(128)	tablespace_name - Table space name
ROLLED_UP_ALERT_STATE	BIGINT	The most severe alert state captured by this snapshot.
ROLLED_UP_ALERT_STATE_DETAIL	VARCHAR(20)	The text description of the ROLLED_UP_ALERT_STATE column.

LOCKS_HELD administrative view - Retrieve information about locks held

The LOCKS_HELD administrative view returns information about the current locks held.

Note: This administrative view has been deprecated and replaced by the [“MON_GET_APPL_LOCKWAIT - Get information about locks for which an application is waiting”](#) on page 503, [“MON_GET_LOCKS - List all locks in the currently connected database”](#) on page 628, and [“MON_FORMAT_LOCK_NAME - Format the internal lock name and return details”](#) on page 420.

The schema is SYSIBMADM.

Authorization

One of the following authorizations is required:

- SELECT privilege on the LOCKS_HELD administrative view
- CONTROL privilege on the LOCKS_HELD administrative view
- DATAACCESS authority

In addition, to access snapshot monitor data, one of the following authorities is also required:

- SYSMON
- SYSCTRL
- SYSMAINT
- SYSADM

Default PUBLIC privilege

In a non-restrictive database, SELECT privilege is granted to PUBLIC when the view is automatically created.

Example

Example 1: List the total number of locks held by each table in the database SAMPLE.

```
SELECT TABSCHEMA, TABNAME, COUNT(*) AS NUMBER_OF_LOCKS_HELD
FROM SYSIBMADM.LOCKS_HELD WHERE DB_NAME = 'SAMPLE'
GROUP BY DBPARTITIONNUM, TABSCHEMA, TABNAME
```

The following is an example of output for this query.

TABSCHEMA	TABNAME	NUMBER_OF_LOCKS_HELD
JESSICAE	EMPLOYEE	5
JESSICAE	EMP_RESUME	1
JESSICAE	ORG	3

Example 2: List all the locks that have not escalated in the currently connected database, SAMPLE.

```
SELECT AGENT_ID, TABSCHEMA, TABNAME, LOCK_OBJECT_TYPE, LOCK_MODE,
LOCK_STATUS FROM SYSIBMADM.LOCKS_HELD WHERE LOCK_ESCALATION = 0
AND DBPARTITIONNUM = 0
```

The following is an example of output for this query.

AGENT_ID	TABSCHEMA	TABNAME	LOCK_OBJECT_TYPE	LOCK_MODE	LOCK_STATUS
680	JESSICAE	EMPLOYEE	INTERNALV_LOCK	S	GRNT
680	JESSICAE	EMPLOYEE	INTERNALP_LOCK	S	GRNT

Example 3: List lock information for the locks that are currently held by the application with agent ID 310.

```
SELECT TABSCHEMA, TABNAME, LOCK_OBJECT_TYPE, LOCK_MODE, LOCK_STATUS,
LOCK_ESCALATION FROM SYSIBMADM.LOCKS_HELD WHERE AGENT_ID = 310
```

The following is an example of output for this query.

TABSCHEMA	TABNAME	LOCK_OBJECT_TYPE	LOCK_MODE	LOCK_STATUS
JESSICAE	EMP_RESUME	TABLE_LOCK	S	GRNT
JESSICAE	EMPLOYEE	ROW_LOCK	S	GRNT

Information returned

<i>Table 269. Information returned by the LOCKS_HELD administrative view</i>		
Column name	Data type	Description or corresponding monitor element
SNAPSHOT_TIMESTAMP	TIMESTAMP	Date and time the report was generated.
DB_NAME	VARCHAR(128)	db_name - Database name
AGENT_ID	BIGINT	agent_id - Application handle (agent ID)
APPL_NAME	VARCHAR(256)	appl_name - Application name
AUTHID	VARCHAR(128)	auth_id - Authorization ID
TBSP_NAME	VARCHAR(128)	tablespace_name - Table space name
TABSCHEMA	VARCHAR(128)	table_schema - Table schema name
TABNAME	VARCHAR(128)	table_name - Table name
TAB_FILE_ID	BIGINT	table_file_id - Table file identification

Table 269. Information returned by the LOCKS_HELD administrative view (continued)

Column name	Data type	Description or corresponding monitor element
LOCK_OBJECT_TYPE	VARCHAR(18)	lock_object_type - Lock object type waited on. This interface returns a text identifier based on the defines in sqlmon.h and is one of: <ul style="list-style-type: none"> • AUTORESIZE_LOCK • AUTOSTORAGE_LOCK • BLOCK_LOCK • EOT_LOCK • INPLACE_REORG_LOCK • INTERNAL_LOCK • INTERNALB_LOCK • INTERNALC_LOCK • INTERNALJ_LOCK • INTERNALL_LOCK • INTERNALO_LOCK • INTERNALQ_LOCK • INTERNALP_LOCK • INTERNALS_LOCK • INTERNALT_LOCK • INTERNALV_LOCK • KEYVALUE_LOCK • ROW_LOCK • SYSBOOT_LOCK • TABLE_LOCK • TABLE_PART_LOCK • TABLESPACE_LOCK • XML_PATH_LOCK • COL_TABLE_SERIALIZE_LOCK
LOCK_NAME	VARCHAR(32)	lock_name - Lock name

Table 269. Information returned by the LOCKS_HELD administrative view (continued)

Column name	Data type	Description or corresponding monitor element
LOCK_MODE	VARCHAR(10)	lock_mode - Lock mode. This interface returns a text identifier based on the defines in sqlmon.h and is one of: <ul style="list-style-type: none"> • IN • IS • IX • NON (if no lock) • NS • NW • S • SIX • U • X • Z
LOCK_STATUS	VARCHAR(10)	lock_status - Lock status. This interface returns a text identifier based on the defines in sqlmon.h and is one of: <ul style="list-style-type: none"> • CONV • GRNT
LOCK_ESCALATION	SMALLINT	lock_escalation - Lock escalation
DBPARTITIONNUM	SMALLINT	dbpartitionnum - Database partition number monitor element
MEMBER	SMALLINT	member - Database member monitor element

LOCKWAITS administrative view - Retrieve current lockwaits information

The LOCKWAITS administrative view returns information about database agents working on behalf of applications that are waiting to obtain locks.

Note: This administrative view has been deprecated and replaced by the [“MON_LOCKWAITS administrative view - Retrieve metrics for applications that are waiting to obtain locks”](#) on page 382.

The schema is SYSIBMADM.

Authorization

One of the following authorizations is required:

- SELECT privilege on the LOCKWAITS administrative view
- CONTROL privilege on the LOCKWAITS administrative view
- DATAACCESS authority

In addition, to access snapshot monitor data, one of the following authorities is also required:

- SYSMON
- SYSCTRL

- SYSMANT
- SYSADM

Default PUBLIC privilege

In a non-restrictive database, SELECT privilege is granted to PUBLIC when the view is automatically created.

Examples

Example 1: List information for all the lock waits for application with agent ID 89.

```
SELECT SUBSTR(TABSCHEMA,1,8) AS TABSCHEMA, SUBSTR(TABNAME,1,15) AS TABNAME,
       LOCK_OBJECT_TYPE, LOCK_MODE, LOCK_MODE_REQUESTED, AGENT_ID_HOLDING_LK
FROM SYSIBMADM.LOCKWAITS WHERE AGENT_ID = 89
```

The following is an example of output for this query.

```
TABSCHEMA TABNAME      LOCK_OBJECT_TYPE LOCK_MODE  ...
-----
JESSICAE  T1          ROW_LOCK        X          ...

1 record(s) selected.
```

Output for this query (continued).

```
... LOCK_MODE_REQUESTED AGENT_ID_HOLDING_LK
... -----
... NS                      7
```

Example 2: List the total number of outstanding lock requests per table in the database SAMPLE. By sorting the output by number of requests, tables with the highest contention can be identified.

```
SELECT SUBSTR(TABSCHEMA,1,8) AS TABSCHEMA, SUBSTR(TABNAME, 1, 15)
       AS TABNAME, COUNT(*) AS NUM_OF_LOCK_REQUESTS_WAITING,
       DBPARTITIONNUM
FROM SYSIBMADM.LOCKWAITS WHERE DB_NAME = 'SAMPLE'
GROUP BY TABSCHEMA, TABNAME, DBPARTITIONNUM
ORDER BY NUM_OF_LOCK_REQUESTS_WAITING DESC
```

The following is an example of output for this query.

```
TABSCHEMA TABNAME      NUM_OF_LOCK_REQUESTS_WAITING DBPARTITIONNUM
-----
JESSICAE  T3                      2                0
JESSICAE  T1                      1                0
JESSICAE  T2                      1                0

3 record(s) selected.
```

Information returned

<i>Table 270. Information returned by the LOCKWAITS administrative view</i>		
Column name	Data type	Description or corresponding monitor element
SNAPSHOT_TIMESTAMP	TIMESTAMP	Date and time the report was generated.
DB_NAME	VARCHAR(128)	db_name - Database name
AGENT_ID	BIGINT	agent_id - Application handle (agent ID)
APPL_NAME	VARCHAR(256)	appl_name - Application name
AUTHID	VARCHAR(128)	auth_id - Authorization ID

Table 270. Information returned by the LOCKWAITS administrative view (continued)

Column name	Data type	Description or corresponding monitor element
TBSP_NAME	VARCHAR(128)	tablespace_name - Table space name
TABSHEMA	VARCHAR(128)	table_schema - Table schema name
TABNAME	VARCHAR(128)	table_name - Table name
SUBSECTION_NUMBER	BIGINT	ss_number - Subsection number
LOCK_OBJECT_TYPE	VARCHAR(18)	lock_object_type - Lock object type waited on. This interface returns a text identifier based on the defines in sqlmon.h and is one of: <ul style="list-style-type: none"> • AUTORESIZE_LOCK • AUTOSTORAGE_LOCK • BLOCK_LOCK • EOT_LOCK • INPLACE_REORG_LOCK • INTERNAL_LOCK • INTERNALB_LOCK • INTERNALC_LOCK • INTERNALJ_LOCK • INTERNALL_LOCK • INTERNALO_LOCK • INTERNALQ_LOCK • INTERNALP_LOCK • INTERNALS_LOCK • INTERNALT_LOCK • INTERNALV_LOCK • KEYVALUE_LOCK • ROW_LOCK • SYSBOOT_LOCK • TABLE_LOCK • TABLE_PART_LOCK • TABLESPACE_LOCK • XML_PATH_LOCK • COL_TABLE_SERIALIZE_LOCK
LOCK_WAIT_START_TIME	TIMESTAMP	lock_wait_start_time - Lock wait start timestamp
LOCK_NAME	VARCHAR(32)	lock_name - Lock name

Table 270. Information returned by the LOCKWAITS administrative view (continued)

Column name	Data type	Description or corresponding monitor element
LOCK_MODE	VARCHAR(10)	lock_mode - Lock mode. This interface returns a text identifier based on the defines in sqlmon.h and is one of: <ul style="list-style-type: none"> • IN • IS • IX • NON (if no lock) • NS • NW • S • SIX • U • X • Z
LOCK_MODE_REQUESTED	VARCHAR(10)	lock_mode_requested - Lock mode requested. This interface returns a text identifier based on the defines in sqlmon.h and is one of: <ul style="list-style-type: none"> • IN • IS • IX • NON (if no lock) • NS • NW • S • SIX • U • X • Z
AGENT_ID_HOLDING_LK	BIGINT	agent_id_holding_lock - Agent ID holding lock
APPL_ID_HOLDING_LK	VARCHAR(128)	appl_id_holding_lk - Application ID holding lock
LOCK_ESCALATION	SMALLINT	lock_escalation - Lock escalation
DBPARTITIONNUM	SMALLINT	dbpartitionnum - Database partition number monitor element
MEMBER	SMALLINT	member - Database member monitor element

LOG_UTILIZATION administrative view - Retrieve log utilization information

The LOG_UTILIZATION administrative view returns information about log utilization for the currently connected database. A single row is returned for each database partition.

Important: The LOG_UTILIZATION administrative view is deprecated and has been replaced by the “MON_TRANSACTION_LOG_UTILIZATION administrative view - Retrieve log utilization information” on page 395.

The schema is SYSIBMADM.

Authorization

One of the following authorizations is required:

- SELECT privilege on the LOG_UTILIZATION administrative view
- CONTROL privilege on the LOG_UTILIZATION administrative view
- DATAACCESS authority
- DBADM authority
- SQLADM authority

In addition, to access snapshot monitor data, one of the following authorities is also required:

- SYSMON
- SYSCTRL
- SYSMANT
- SYSADM

Default PUBLIC privilege

In a non-restrictive database, SELECT privilege is granted to PUBLIC when the view is automatically created.

Example

List the log utilization for the currently connected database, SAMPLE.

```
SELECT * FROM SYSIBMADM.LOG_UTILIZATION
```

The following is an example of output for this query.

```
DB_NAME    ... LOG_UTILIZATION_PERCENT  TOTAL_LOG_USED_KB    ...
-----
SAMPLE    ...                9.75                1989    ...
1 record(s) selected.
```

Output for this query (continued).

```
... TOTAL_LOG_AVAILABLE_KB  TOTAL_LOG_USED_TOP_KB  DBPARTITIONNUM
-----
...                18411                1990                0
...
...
...
```

Usage note

For databases that are configured for infinite logging, the LOG_UTILIZATION_PERCENT and TOTAL_LOG_AVAILABLE_KB will be NULL.

Information returned

<i>Table 271. Information returned by the LOG_UTILIZATION administrative view</i>		
Column name	Data type	Description or corresponding monitor element
DB_NAME	VARCHAR(128)	db_name - Database name
LOG_UTILIZATION_PERCENT	DECIMAL(5,2)	Percent utilization of total log space.
TOTAL_LOG_USED_KB	BIGINT	total_log_used - Total log space used. This interface returns the value in KB.
TOTAL_LOG_AVAILABLE_KB	BIGINT	total_log_available - Total log available. This interface returns the value in KB.
TOTAL_LOG_USED_TOP_KB	BIGINT	tot_log_used_top - Maximum total log space used. This interface returns the value in KB.
DBPARTITIONNUM	SMALLINT	dbpartitionnum - Database partition number monitor element
MEMBER	SMALLINT	member - Database member monitor element

LONG_RUNNING_SQL administrative view

The LONG_RUNNING_SQL administrative view returns SQL statements executed in the currently connected database. This view can be used to identify long-running SQL statements in the database.

Important: The LONG_RUNNING_SQL administrative view is deprecated and has been replaced by the “MON_CURRENT_SQL - Retrieve key metrics for all activities on all members” on page 376.

The schema is SYSIBMADM.

Authorization

One of the following authorizations is required:

- SELECT privilege on the LONG_RUNNING_SQL administrative view
- CONTROL privilege on the LONG_RUNNING_SQL administrative view
- DATAACCESS authority
- DBADM authority
- SQLADM authority
- ACCESSCTRL authority
- SECADM authority

In addition, to access snapshot monitor data, one of the following authorities is also required:

- SYSMON
- SYSCTRL
- SYSMAINT
- SYSADM

Default PUBLIC privilege

In a non-restrictive database, SELECT privilege is granted to PUBLIC when the view is automatically created.

Example

Retrieve a report on long running SQL statements in the currently connected database.

```
SELECT SUBSTR(STMT_TEXT, 1, 50) AS STMT_TEXT, AGENT_ID,  
       ELAPSED_TIME_MIN, APPL_STATUS, DBPARTITIONNUM  
FROM SYSIBMADM.LONG_RUNNING_SQL ORDER BY DBPARTITIONNUM
```

The following is an example of output for this query.

```
STMT_TEXT                AGENT_ID    ...  
-----  
select * from dbuser.employee      228 ...  
select * from dbuser.employee      228 ...  
select * from dbuser.employee      228 ...  
3 record(s) selected.              ...
```

Output for this query (continued).

```
... ELAPSED_TIME_MIN  APPL_STATUS    DBPARTITIONNUM  
... -----  
...                2 UOWWAIT              0  
...                0 CONNECTED             1  
...                0 CONNECTED             2
```

Usage note

This view can be used to identify long-running SQL statements in the database. You can look at the currently running queries to see which statements are the longest running and the current status of the query. Further investigation can be done of the application containing the SQL statement, using agent ID as the unique identifier. If executing a long time and waiting on a lock, you might want to dig deeper using the LOCKWAITS or LOCKS_HELD administrative views. If "waiting on User", this means that the database server is not doing anything but rather is waiting for the application to do something (like issue the next fetch or submit the next SQL statement).

Information returned

<i>Table 272. Information returned by the LONG_RUNNING_SQL administrative view</i>		
Column name	Data type	Description or corresponding monitor element
SNAPSHOT_TIMESTAMP	TIMESTAMP	Time the report was generated.
ELAPSED_TIME_MIN	INTEGER	Elapsed time of the statement in minutes.
AGENT_ID	BIGINT	agent_id - Application handle (agent ID)
APPL_NAME	VARCHAR(256)	appl_name - Application name

Table 272. Information returned by the LONG_RUNNING_SQL administrative view (continued)

Column name	Data type	Description or corresponding monitor element
APPL_STATUS	VARCHAR(22)	<p>appl_status - Application status. This interface returns a text identifier based on the defines in sqlmon.h, and is one of:</p> <ul style="list-style-type: none"> • BACKUP • COMMIT_ACT • COMP • CONNECTED • CONNECTPEND • CREATE_DB • DECOUPLED • DISCONNECTPEND • INTR • IOERROR_WAIT • LOAD • LOCKWAIT • QUIESCE_TABLESPACE • RECOMP • REMOTE_RQST • RESTART • RESTORE • ROLLBACK_ACT • ROLLBACK_TO_SAVEPOINT • TEND • THABRT • THCOMT • TPREP • UNLOAD • UOWEXEC • UOWWAI • WAITFOR_REMOTE
AUTHID	VARCHAR(128)	auth_id - Authorization ID
INBOUND_COMM_ADDRESS	VARCHAR(32)	inbound_comm_address - Inbound communication address
STMT_TEXT	CLOB(16 M)	stmt_text - SQL statement text
DBPARTITIONNUM	SMALLINT	dbpartitionnum - Database partition number monitor element
MEMBER	SMALLINT	member - Database member monitor element

REG_VARIABLES administrative view - Retrieve database registry settings in use

The REG_VARIABLES administrative view returns the database registry settings from all database partitions. The database registry variable values returned when the REG_VARIABLES administrative view is queried can differ from those returned by the **db2set** command if a database registry variable is configured using the **db2set** command after the instance has been started. The difference occurs because REG_VARIABLES only returns the values that were in effect when the instance was started.

Note: This administrative view has been deprecated and replaced by the ENV_GET_REG_VARIABLES table function.

The schema is SYSIBMADM.

Authorization

One of the following authorizations is required:

- SELECT privilege on the REG_VARIABLES administrative view
- CONTROL privilege on the REG_VARIABLES administrative view
- DATAACCESS authority

Default PUBLIC privilege

In a non-restrictive database, SELECT privilege is granted to PUBLIC when the view is automatically created.

Example

Request the database registry settings that are currently being used.

```
SELECT * from SYSIBMADM.REG_VARIABLES
```

The following is an example of output from this query.

DBPARTITIONNUM	REG_VAR_NAME	REG_VAR_VALUE	IS_AGGREGATE	AGGREGATE_NAME
0	DB2ADMINSERVER	DB2DAS00	0	-
0	DB2INSTPROF	D:\SQLLIB	0	-
0	DB2PATH	D:\SQLLIB	0	-
0	DB2SYSTEM	D570	0	-
0	DB2TEMPDIR	D:\SQLLIB\	0	-
0	DB2_EXTSECURITY	YES	0	-

6 record(s)
selected.

Information returned

Table 273. Information returned by the REG_VARIABLES administrative view		
Column name	Data type	Description
DBPARTITIONNUM	SMALLINT	dbpartitionnum - Database partition number monitor element
REG_VAR_NAME	VARCHAR(256)	Name of the database registry variable.
REG_VAR_VALUE	VARCHAR(2048)	Current setting of the database registry variable.

Table 273. Information returned by the REG_VARIABLES administrative view (continued)

Column name	Data type	Description
IS_AGGREGATE	SMALLINT	Indicates whether or not the database registry variable is an aggregate variable. The possible return values are 0 if it is not an aggregate variable, and 1 if it is an aggregate variable.
AGGREGATE_NAME	VARCHAR(256)	Name of the aggregate if the database registry variable is currently obtaining its value from a configured aggregate. If the registry variable is not being set through an aggregate, or is set through an aggregate but has been overridden, the value of AGGREGATE_NAME is NULL.
LEVEL	CHAR(1)	Indicates the level at which the database registry variable acquires its value. The possible return values and the corresponding levels that they represent are: <ul style="list-style-type: none"> • I = instance • G = global • N = database partition • E = environment

REG_LIST_VARIABLES table function - return registry settings

Note: The REG_LIST_VARIABLES table function has been deprecated and replaced by the ENV_GET_REG_VARIABLES table function.

The REG_LIST_VARIABLES table function returns the Db2 registry settings that are currently being used by the database partition from which the function was invoked.

Syntax

►► REG_LIST_VARIABLES — (—) ►►

The schema is SYSPROC.

Authorization

EXECUTE privilege on the REG_LIST_VARIABLES table function.

Information returned

<i>Table 274. Information returned by the REG_LIST_VARIABLES table function</i>		
Column name	Data type	Description
DBPARTITIONNUM	SMALLINT	The logical partition number of each database partition on which this function runs.
REG_VAR_NAME	VARCHAR(256)	The name of the Db2 registry variable.
REG_VAR_VALUE	VARCHAR(2048)	The current setting of the Db2 registry variable.
IS_AGGREGATE	SMALLINT	Indicates if the Db2 registry variable is an aggregate variable. Possible return values are: <ul style="list-style-type: none">• 0 - Not aggregate• 1 - Aggregate
AGGREGATE_NAME	VARCHAR(256)	The name of the aggregate if the Db2 registry variable is currently obtaining its value from a configured aggregate. If the registry variable is not being set through an aggregate or if it is being set by an aggregate that is overridden, the value of AGGREGATE_NAME is NULL.
LEVEL	CHAR(1)	Indicates the level at which the Db2 registry variable acquires its value. Possible return value are: <ul style="list-style-type: none">• I - Instance• G - Global• N - Database partition• E - Environment

Usage notes

The output from the **db2set** command and REG_LIST_VARIABLES might not be identical if a Db2 registry variable is configured using the **db2set** command after the instance is started because REG_LIST_VARIABLES only returns the values that are used when the instance starts.

Example

Request the Db2 registry settings that are currently being used by the current database partition. To format the output into a manageable table, you can use the SUBSTR scalar function to remove trailing blanks from variable length character string column values.

```
SELECT DBPARTITIONNUM,  
       SUBSTR(REG_VAR_NAME, 1, 15) AS REG_VAR_NAME,  
       SUBSTR(REG_VAR_VALUE, 1, 13) AS REG_VAR_VALUE,  
       IS_AGGREGATE,  
       SUBSTR(AGGREGATE_NAME, 1, 14) AS AGGREGATE_NAME,  
       LEVEL  
FROM TABLE(SYSPROC.REG_LIST_VARIABLES()) AS REGISTRYINFO
```

This query returns the following output:

DBPARTITIONNUM	REG_VAR_NAME	REG_VAR_VALUE	IS_AGGREGATE	AGGREGATE_NAME	LEVEL
0	DB2ADMINSERVER	DB2DAS00	0	-	I
0	DB2INSTPROF	D:\SQLLIB	0	-	I
0	DB2PATH	D:\SQLLIB	0	-	I
0	DB2SYSTEM	D570	0	-	I
0	DB2TEMPDIR	D:\SQLLIB\	0	-	I
0	DB2_EXTSECURITY	YES	0	-	I

6 record(s) selected.

SNAPAGENT administrative view and SNAP_GET_AGENT table function - Retrieve agent logical data group application snapshot information

The SNAPAGENT administrative view and the SNAP_GET_AGENT table function return information about agents from an application snapshot, in particular, the agent logical data group.

Important: The SNAPAGENT administrative view and the SNAP_GET_AGENT table function are deprecated and have been replaced by the [“MON_GET_AGENT table function - List agents, fenced mode processes, and system entities for the database”](#) on page 494 and [“MON_GET_CONNECTION table function - Get connection metrics”](#) on page 532.

Depending on if you are using the administrative view or the table function, refer to one of the following sections:

- [“SNAPAGENT administrative view”](#) on page 1279
- [“SNAP_GET_AGENT table function”](#) on page 1280

SNAPAGENT administrative view

This administrative view allows you to retrieve agent logical data group application snapshot information for the currently connected database.

Used with the MON_GET_CONNECTION, MON_GET_MEMORY_POOL, and MON_GET_MEMORY_SET table functions and the MON_CURRENT_SQL and SNAPSUBSECTION administrative views, the SNAPAGENT administrative view provides information equivalent to the **GET SNAPSHOT FOR APPLICATIONS ON database-alias** CLP command, but retrieves data from all database members.

The schema is SYSIBMADM.

Refer to [Table 275 on page 1282](#) for a complete list of information that can be returned.

Authorization

One of the following authorizations is required to use the view:

- SELECT privilege on the SNAPAGENT administrative view
- CONTROL privilege on the SNAPAGENT administrative view
- DATAACCESS authority
- DBADM authority
- SQLADM authority

One of the following is required to use the table function:

- EXECUTE privilege on the SNAP_GET_AGENT table function
- DATAACCESS authority
- DBADM authority
- SQLADM authority

In addition, to access snapshot monitor data, one of the following authorities is also required:

- SYSMON
- SYSCTRL
- SYSMAINT
- SYSADM

Default PUBLIC privilege

In a non-restrictive database, SELECT privilege is granted to PUBLIC when the view is automatically created.

Example

Retrieve all application snapshot information for the currently connected database from the agent logical data group.

```
SELECT * FROM SYSIBMADM.SNAPAGENT
```

The following is an example of output from this query.

```

SNAPSHOT_TIMESTAMP      DB_NAME      AGENT_ID      ...
-----
2005-07-19-11.03.26.740423 SAMPLE      101 ...
2005-07-19-11.03.26.740423 SAMPLE      49 ...
2 record(s) selected.

```

Output from this query (continued).

```

... AGENT_PID      LOCK_TIMEOUT_VAL      DBPARTITIONNUM
... -----
...      11980      -1      0
...      15940      -1      0
...
...

```

SNAP_GET_AGENT table function

The SNAP_GET_AGENT table function returns the same information as the SNAPAGENT administrative view, but allows you to retrieve the information for a specific database on a specific database member, aggregate of all database members or all database members.

Used with the SNAP_GET_AGENT_MEMORY_POOL, SNAP_GET_APPL, SNAP_GET_APPL_INFO, SNAP_GET_STMT and SNAP_GET_SUBSECTION table functions, the SNAP_GET_AGENT table function provides information equivalent to the **GET SNAPSHOT FOR ALL APPLICATIONS** CLP command, but retrieves data from all database members.

Refer to [Table 275 on page 1282](#) for a complete list of information that can be returned.

Syntax

```

➤ SNAP_GET_AGENT ( ( — dbname ————— ) ) ➤
                    |
                    | , member
                    |

```

The schema is SYSPROC.

Table function parameters

dbname

An input argument of type VARCHAR(128) that specifies a valid database name in the same instance as the currently connected database. Specify a database name that has a directory entry type of either "Indirect" or "Home", as returned by the **LIST DATABASE DIRECTORY** command. Specify an

empty string to take the snapshot from the currently connected database. Specify a NULL value to take the snapshot from all databases within the same instance as the currently connected database.

member

An optional input argument of type INTEGER that specifies a valid database member number. Specify -1 for the current database member, or -2 for an aggregate of all active database members. If *dbname* is not set to NULL and *member* is set to NULL, -1 is set implicitly for *member*. If this input option is not used, that is, only *dbname* is provided, data is returned from all active database members. An active database member is a member where the database is available for connection and use by applications.

If both *dbname* and *member* are set to NULL, an attempt is made to read data from the file created by SNAP_WRITE_FILE procedure. Note that this file could have been created at any time, which means that the data might not be current. If a file with the corresponding snapshot API request type does not exist, then the SNAP_GET_AGENT table function takes a snapshot for the currently connected database and database member number.

Authorization

One of the following authorizations is required:

- EXECUTE privilege on the SNAP_GET_AGENT table function
- DATAACCESS authority

In addition, to access snapshot monitor data, one of the following authorities is also required:

- SYSMON
- SYSCTRL
- SYSMAINT
- SYSADM

Default PUBLIC privilege

In a non-restrictive database, EXECUTE privilege is granted to PUBLIC when the function is automatically created.

Example

Retrieve all application snapshot information for all applications in all active databases.

```
SELECT * FROM TABLE(SNAP_GET_AGENT(CAST(NULL AS VARCHAR(128)), -1)) AS T
```

The following is an example of output from this query.

SNAPSHOT_TIMESTAMP	DB_NAME	AGENT_ID	...
2006-01-03-17.21.38.530785	SAMPLE	48	...
2006-01-03-17.21.38.530785	SAMPLE	47	...
2006-01-03-17.21.38.530785	SAMPLE	46	...
2006-01-03-17.21.38.530785	TESTDB	30	...
2006-01-03-17.21.38.530785	TESTDB	29	...
2006-01-03-17.21.38.530785	TESTDB	28	...

6 record(s) selected.

Output from this query (continued).

...	AGENT_PID	LOCK_TIMEOUT_VAL	DBPARTITIONNUM
...	7696	-1	0
...	8536	-1	0
...	6672	-1	0
...	2332	-1	0
...	8360	-1	0

Information returned

Table 275. Information returned by the SNAPAGENT administrative view and the SNAP_GET_AGENT table function

Column name	Data type	Description or corresponding monitor element
SNAPSHOT_TIMESTAMP	TIMESTAMP	The date and time that the snapshot was taken.
DB_NAME	VARCHAR(128)	db_name - Database name
AGENT_ID	BIGINT	agent_id - Application handle (agent ID)
AGENT_PID	BIGINT	agent_pid - Engine dispatchable unit (EDU)
LOCK_TIMEOUT_VAL	BIGINT	lock_timeout_val - Lock timeout (seconds)
DBPARTITIONNUM	SMALLINT	dbpartitionnum - Database partition number monitor element
MEMBER	SMALLINT	member - Database member monitor element

SNAPAGENT_MEMORY_POOL administrative view and SNAP_GET_AGENT_MEMORY_POOL table function - Retrieve memory_pool logical data group snapshot information

The SNAPAGENT_MEMORY_POOL administrative view and the SNAP_GET_AGENT_MEMORY_POOL table function return information about memory usage at the agent level.

Important: The SNAPAGENT_MEMORY_POOL administrative view and SNAP_GET_AGENT_MEMORY_POOL table function have been deprecated and replaced by the [“MON_GET_MEMORY_POOL - get memory pool information”](#) on page 633 and [“MON_GET_MEMORY_SET - get memory set information ”](#) on page 635.

Depending on if you are using the administrative view or the table function, refer to one of the following sections:

- [“SNAPAGENT_MEMORY_POOL administrative view”](#) on page 1282
- [“SNAP_GET_AGENT_MEMORY_POOL table function”](#) on page 1283

SNAPAGENT_MEMORY_POOL administrative view

This administrative view allows you to retrieve the memory_pool logical data group snapshot information about memory usage at the agent level for the currently connected database.

Used with the MON_GET_AGENT and MON_GET_CONNECTION table functions and the MON_CURRENT_SQL and SNAPSUBSECTION administrative views, the SNAPAGENT_MEMORY_POOL administrative view provides information equivalent to the **GET SNAPSHOT FOR APPLICATIONS ON database-alias** CLP command.

The schema is SYSIBMADM.

Refer to [Table 276](#) on page 1285 for a complete list of information that can be returned.

Authorization

One of the following is required to use the view:

- SELECT privilege on the SNAPAGENT_MEMORY_POOL administrative view
- CONTROL privilege on the SNAPAGENT_MEMORY_POOL administrative view
- DATAACCESS authority
- DBADM authority
- SQLADM authority
- ACCESSCTRL authority
- SECADM authority

One of the following is required to use the table function:

- EXECUTE privilege on the SNAP_GET_AGENT_MEMORY_POOL table function
- DATAACCESS authority
- DBADM authority
- SQLADM authority

In addition, to access snapshot monitor data, one of the following authorities is also required:

- SYSMON
- SYSCTRL
- SYSMAINT
- SYSADM

Default PUBLIC privilege

In a non-restrictive database, SELECT privilege is granted to PUBLIC when the view is automatically created.

Example

Retrieve a list of memory pools and their current size.

```
SELECT AGENT_ID, POOL_ID, POOL_CUR_SIZE FROM SYSIBMADM.SNAPAGENT_MEMORY_POOL
```

The following is an example of output from this query.

AGENT_ID	POOL_ID	POOL_CUR_SIZE
48	APPLICATION	65536
48	OTHER	65536
48	APPL_CONTROL	65536
47	APPLICATION	65536
47	OTHER	131072
47	APPL_CONTROL	65536
46	OTHER	327680
46	APPLICATION	262144
46	APPL_CONTROL	65536

9 record(s) selected.

SNAP_GET_AGENT_MEMORY_POOL table function

The SNAP_GET_AGENT_MEMORY_POOL table function returns the same information as the SNAPAGENT_MEMORY_POOL administrative view, but allows you to retrieve the information for a specific database on a specific database member, aggregate of all database members or all database members.

Used with the SNAP_GET_AGENT, SNAP_GET_APPL, SNAP_GET_APPL_INFO, SNAP_GET_STMT and SNAP_GET_SUBSECTION table functions, the SNAP_GET_AGENT_MEMORY_POOL table function provides information equivalent to the **GET SNAPSHOT FOR ALL APPLICATIONS** CLP command.

Refer to [Table 276 on page 1285](#) for a complete list of information that can be returned.

Syntax

➤ SNAP_GET_AGENT_MEMORY_POOL (— *dbname* — , *member*) ➤

The schema is SYSPROC.

Table function parameters

dbname

An input argument of type VARCHAR(128) that specifies a valid database name in the same instance as the currently connected database. Specify a database name that has a directory entry type of either "Indirect" or "Home", as returned by the **LIST DATABASE DIRECTORY** command. Specify an empty string to take the snapshot from the currently connected database. Specify a NULL value to take the snapshot from all databases within the same instance as the currently connected database.

member

An optional input argument of type INTEGER that specifies a valid database member number. Specify -1 for the current database member, or -2 for an aggregate of all active database members. If *dbname* is not set to NULL and *member* is set to NULL, -1 is set implicitly for *member*. If this input option is not used, that is, only *dbname* is provided, data is returned from all active database members. An active database member is a member where the database is available for connection and use by applications.

If both *dbname* and *member* are set to NULL, an attempt is made to read data from the file created by SNAP_WRITE_FILE procedure. Note that this file could have been created at any time, which means that the data might not be current. If a file with the corresponding snapshot API request type does not exist, then the SNAP_GET_AGENT_MEMORY_POOL table function takes a snapshot for the currently connected database and database member number.

Authorization

One of the following authorizations is required:

- EXECUTE privilege on the SNAP_GET_AGENT_MEMORY_POOL table function
- DATAACCESS authority

In addition, to access snapshot monitor data, one of the following authorities is also required:

- SYSMON
- SYSCTRL
- SYSMAINT
- SYSADM

Default PUBLIC privilege

In a non-restrictive database, EXECUTE privilege is granted to PUBLIC when the function is automatically created.

Example

Retrieve a list of memory pools and their current size for all databases.

```
SELECT SUBSTR(DB_NAME,1,8) AS DB_NAME, AGENT_ID, POOL_ID, POOL_CUR_SIZE
FROM TABLE(SNAP_GET_AGENT_MEMORY_POOL(CAST (NULL AS VARCHAR(128)), -1))
AS T
```

The following is an example of output from this query.

```

DB_NAME  AGENT_ID    POOL_ID    POOL_CUR_SIZE
-----
SAMPLE   48  APPLICATION  65536
SAMPLE   48  OTHER        65536
SAMPLE   48  APPL_CONTROL 65536
SAMPLE   47  APPLICATION  65536
SAMPLE   47  OTHER        131072
SAMPLE   47  APPL_CONTROL 65536
SAMPLE   46  OTHER        327680
SAMPLE   46  APPLICATION  262144
SAMPLE   46  APPL_CONTROL 65536
TESTDB   30  APPLICATION  65536
TESTDB   30  OTHER        65536
TESTDB   30  APPL_CONTROL 65536
TESTDB   29  APPLICATION  65536
TESTDB   29  OTHER        131072
TESTDB   29  APPL_CONTROL 65536
TESTDB   28  OTHER        327680
TESTDB   28  APPLICATION  65536
TESTDB   28  APPL_CONTROL 65536

```

18 record(s) selected.

Information returned

Table 276. Information returned by the SNAPAGENT_MEMORY_POOL administrative view and the SNAP_GET_AGENT_MEMORY_POOL table function

Column name	Data type	Description or corresponding monitor element
SNAPSHOT_TIMESTAMP	TIMESTAMP	The date and time that the snapshot was taken.
DB_NAME	VARCHAR(128)	db_name - Database name
AGENT_ID	BIGINT	agent_id - Application handle (agent ID)
AGENT_PID	BIGINT	agent_pid - Engine dispatchable unit (EDU)

Table 276. Information returned by the SNAPAGENT_MEMORY_POOL administrative view and the SNAP_GET_AGENT_MEMORY_POOL table function (continued)

Column name	Data type	Description or corresponding monitor element
POOL_ID	VARCHAR(14)	pool_id - Memory pool identifier. This interface returns a text identifier based on defines in sqlmon.h, and is one of: <ul style="list-style-type: none"> • APP_GROUP • APPL_CONTROL • APPLICATION • BP • CAT_CACHE • DATABASE • DFM • FCMBP • IMPORT_POOL • LOCK_MGR • MONITOR • OTHER • PACKAGE_CACHE • QUERY • SHARED_SORT • SORT • STATEMENT • STATISTICS • UTILITY
POOL_CUR_SIZE	BIGINT	pool_cur_size - Current size of memory pool
POOL_WATERMARK	BIGINT	pool_watermark - Memory pool watermark
POOL_CONFIG_SIZE	BIGINT	pool_config_size - Configured size of memory pool
DBPARTITIONNUM	SMALLINT	dbpartitionnum - Database partition number monitor element
MEMBER	SMALLINT	member - Database member monitor element

SNAPAPPL_INFO administrative view and SNAP_GET_APPL_INFO table function - Retrieve appl_info logical data group snapshot information

The SNAPAPPL_INFO administrative view and the SNAP_GET_APPL_INFO table function return information about applications from an application snapshot, in particular, the appl_info logical data group.

Important: The SNAPAPPL_INFO administrative view and the SNAP_GET_APPL_INFO table function are deprecated and have been replaced by the [“MON_GET_CONNECTION table function - Get connection metrics”](#) on page 532.

Depending on if you are using the administrative view or the table function, refer to one of the following sections:

- [“SNAPAPPL_INFO administrative view”](#) on page 1287
- [“SNAP_GET_APPL_INFO table function”](#) on page 1288

SNAPAPPL_INFO administrative view

This administrative view allows you to retrieve appl_info logical data group snapshot information for the currently connected database.

Used with the MON_GET_AGENT, MON_GET_CONNECTION, MON_GET_MEMORY_POOL, and MON_GET_MEMORY_SET table functions and the MON_CURRENT_SQL and SNAPSUBSECTION administrative views, the SNAPAPPL_INFO administrative view provides information equivalent to the **GET SNAPSHOT FOR APPLICATIONS ON database-alias** CLP command, but retrieves data from all database members.

The schema is SYSIBMADM.

Refer to [Table 277 on page 1290](#) for a complete list of information that can be returned.

Authorization

One of the following authorizations is required to use the view:

- SELECT privilege on the SNAPAPPL_INFO administrative view
- CONTROL privilege on the SNAPAPPL_INFO administrative view
- DATAACCESS authority
- DBADM authority
- SQLADM authority
- ACCESSCTRL authority
- SECADM authority

One of the following is required to use the table function:

- EXECUTE privilege on the SNAP_GET_APPL_INFO table function
- DATAACCESS authority
- DBADM authority
- SQLADM authority

Also, one of the following authorities is required:

- SYSMON
- SYSMAINT
- SYSCTRL
- SYSADM

Default PUBLIC privilege

In a non-restrictive database, SELECT privilege is granted to PUBLIC when the view is automatically created.

Example

Retrieve the status of the applications connected to the current database.

```
SELECT AGENT_ID, SUBSTR(APPL_NAME,1,10) AS APPL_NAME, APPL_STATUS  
FROM SYSIBMADM.SNAPAPPL_INFO
```

The following is an example of output from this query.

```
AGENT_ID          APPL_NAME  APPL_STATUS  
-----  
          101 db2bp.exe  UOWEXEC  
          49  db2bp.exe  CONNECTED  
  
2 record(s) selected.
```

SNAP_GET_APPL_INFO table function

The SNAP_GET_APPL_INFO table function returns the same information as the SNAPAPPL_INFO administrative view, but allows you to retrieve the information for a specific database on a specific database member, aggregate of all database members or all database members.

Used with the SNAP_GET_AGENT, SNAP_GET_AGENT_MEMORY_POOL, SNAP_GET_APPL, SNAP_GET_STMT and SNAP_GET_SUBSECTION table functions, the SNAP_GET_APPL_INFO table function provides information equivalent to the **GET SNAPSHOT FOR ALL APPLICATIONS CLP** command, but retrieves data from all database members.

Refer to [Table 277 on page 1290](#) for a complete list of information that can be returned.

Syntax

► SNAP_GET_APPL_INFO — (— *dbname* —) ◀
 └── , *member* ─┘

The schema is SYSPROC.

Table function parameters

dbname

An input argument of type VARCHAR(128) that specifies a valid database name in the same instance as the currently connected database. Specify a database name that has a directory entry type of either "Indirect" or "Home", as returned by the **LIST DATABASE DIRECTORY** command. Specify an empty string to take the snapshot from the currently connected database. Specify a NULL value to take the snapshot from all databases within the same instance as the currently connected database.

member

An optional input argument of type INTEGER that specifies a valid database member number. Specify -1 for the current database member, or -2 for an aggregate of all active database members. If *dbname* is not set to NULL and *member* is set to NULL, -1 is set implicitly for *member*. If this input option is not used, that is, only *dbname* is provided, data is returned from all active database members. An active database member is a member where the database is available for connection and use by applications.

If both *dbname* and *member* are set to NULL, an attempt is made to read data from the file created by SNAP_WRITE_FILE procedure. Note that this file could have been created at any time, which means that the data might not be current. If a file with the corresponding snapshot API request type does not exist, then the SNAP_GET_APPL_INFO table function takes a snapshot for the currently connected database and database member number.

Authorization

One of the following authorizations is required:

- EXECUTE privilege on the SNAP_GET_APPL_INFO table function
- DATAACCESS authority

In addition, to access snapshot monitor data, one of the following authorities is also required:

- SYSMON
- SYSCTRL
- SYSMAINT
- SYSADM

Default PUBLIC privilege

In a non-restrictive database, EXECUTE privilege is granted to PUBLIC when the function is automatically created.

Examples

Retrieve the status of all applications on the connected database member.

```
SELECT SUBSTR(DB_NAME,1,8) AS DB_NAME, AGENT_ID,  
       SUBSTR(APPL_NAME,1,10) AS APPL_NAME, APPL_STATUS  
FROM TABLE(SNAP_GET_APPL_INFO(CAST(NULL AS VARCHAR(128)),-1)) AS T
```

The following is an example of output from this query.

DB_NAME	AGENT_ID	APPL_NAME	APPL_STATUS
TOOLSDB	14	db2bp.exe	CONNECTED
SAMPLE	15	db2bp.exe	UOWEXEC
SAMPLE	8	javaw.exe	CONNECTED
SAMPLE	7	db2bp.exe	UOWWAIT

4 record(s) selected.

The following shows what you obtain when you SELECT from the result of the table function.

```
SELECT SUBSTR(DB_NAME,1,8) AS DB_NAME, AUTHORITY_LVL  
FROM TABLE(SNAP_GET_APPL_INFO(CAST(NULL AS VARCHAR(128)),-1)) AS T
```

The following is an example of output from this query.

DB_NAME	AUTHORITY_LVL
TESTDB	SYSADM(GROUP) + DBADM(USER) + CREATETAB(USER, GROUP) + BINDADD(USER, GROUP) + CONNECT(USER, GROUP) + CREATE_NOT_FENC(USER) + IMPLICIT_SCHEMA(USER, GROUP) + LOAD(USER) + CREATE_EXT_RT(USER) + QUIESCE_CONN(USER)
TESTDB	SYSADM(GROUP) + DBADM(USER) + CREATETAB(USER, GROUP) + BINDADD(USER, GROUP) + CONNECT(USER, GROUP) + CREATE_NOT_FENC(USER) + IMPLICIT_SCHEMA(USER, GROUP) + LOAD(USER) + CREATE_EXT_RT(USER) + QUIESCE_CONN(USER)
TESTDB	SYSADM(GROUP) + DBADM(USER) + CREATETAB(USER, GROUP) + BINDADD(USER, GROUP) + CONNECT(USER, GROUP) + CREATE_NOT_FENC(USER) + IMPLICIT_SCHEMA(USER, GROUP) + LOAD(USER) + CREATE_EXT_RT(USER) + QUIESCE_CONN(USER)

3 record(s) selected.

Information returned

<i>Table 277. Information returned by the SNAPAPPL_INFO administrative view and the SNAP_GET_APPL_INFO table function</i>		
Column name	Data type	Description or corresponding monitor element
SNAPSHOT_TIMESTAMP	TIMESTAMP	The date and time that the snapshot was taken.
AGENT_ID	BIGINT	agent_id - Application handle (agent ID)
APPL_STATUS	VARCHAR(22)	<p>appl_status - Application status. This interface returns a text identifier based on the defines in sqlmon.h, and is one of:</p> <ul style="list-style-type: none"> • BACKUP • COMMIT_ACT • COMP • CONNECTED • CONNECTPEND • CREATE_DB • DECOUPLED • DISCONNECTPEND • INTR • IOERROR_WAIT • LOAD • LOCKWAIT • QUIESCE_TABLESPACE • RECOMP • REMOTE_RQST • RESTART • RESTORE • ROLLBACK_ACT • ROLLBACK_TO_SAVEPOINT • TEND • THABRT • THCOMT • TPREP • UNLOAD • UOWEXEC • UOWWAIT • WAITFOR_REMOTE
CODEPAGE_ID	BIGINT	codepage_id - ID of code page used by application
NUM_ASSOC_AGENTS	BIGINT	num_assoc_agents - Number of associated agents

Table 277. Information returned by the SNAPAPPL_INFO administrative view and the SNAP_GET_APPL_INFO table function (continued)

Column name	Data type	Description or corresponding monitor element
COORD_NODE_NUM	SMALLINT	COORD_NODE_NUM is deprecated and is replaced by MEMBER.

Table 277. Information returned by the SNAPAPPL_INFO administrative view and the SNAP_GET_APPL_INFO table function (continued)

Column name	Data type	Description or corresponding monitor element
AUTHORITY_LVL	VARCHAR(512)	<p>authority_bitmap - User authorization level.</p> <p>This interface returns a text identifier based on the database authorities defined in sql.h and their source, and has the following format: authority(source, ...) + authority(source, ...) + ... The source of an authority can be multiple: either from a USER, a GROUP, or a USER and a GROUP.</p> <p>Possible values for "authority":</p> <ul style="list-style-type: none"> • ACCESSCTRL • BINDADD • CONNECT • CREATE_EXT_RT • CREATE_NOT_FENC • CREATETAB • DATAACCESS • DBADM • EXPLAIN • IMPLICIT_SCHEMA • LOAD • LIBADM • QUIESCE_CONN • SECADM • SQLADM • SYSADM • SYSCTRL • SYSMANT • SYSMON • SYSQUIESCE • WLMADM <p>Possible values for "source":</p> <ul style="list-style-type: none"> • USER - authority granted to the user or to a role granted to the user. • GROUP - authority granted to a group to which the user belongs or to a role granted to the group to which the user belongs.
CLIENT_PID	BIGINT	client_pid - Client process ID

Table 277. Information returned by the SNAPAPPL_INFO administrative view and the SNAP_GET_APPL_INFO table function (continued)

Column name	Data type	Description or corresponding monitor element
COORD_AGENT_PID	BIGINT	coord_agent_pid - Coordinator agent
STATUS_CHANGE_TIME	TIMESTAMP	status_change_time - Application status change time
CLIENT_PLATFORM	VARCHAR(12)	<p>client_platform - Client operating platform. This interface returns a text identifier based on the defines in sqlmon.h,</p> <ul style="list-style-type: none"> • AIX • AIX64 • AS400_DRDA • DOS • DYNIX • HP • HP64 • HPIA • HPIA64 • LINUX • LINUX390 • LINUXIA64 • LINUXPPC • LINUXPPC64 • LINUXX8664 • LINUXZ64 • MAC • MVS_DRDA • NT • NT64 • OS2 • OS390 • SCO • SGI • SNI • SUN • SUN64 • UNKNOWN • UNKNOWN_DRDA • VM_DRDA • VSE_DRDA • WINDOWS

Table 277. Information returned by the SNAPAPPL_INFO administrative view and the SNAP_GET_APPL_INFO table function (continued)

Column name	Data type	Description or corresponding monitor element
CLIENT_PROTOCOL	VARCHAR(10)	client_protocol - Client communication protocol. This interface returns a text identifier based on the defines in sqlmon.h, <ul style="list-style-type: none"> • CPIC • LOCAL • NPIPE • TCPIP (for Db2) • TCPIP4 • TCPIP6
TERRITORY_CODE	SMALLINT	territory_code - Database territory code
APPL_NAME	VARCHAR(256)	appl_name - Application name
APPL_ID	VARCHAR(128)	appl_id - Application ID
SEQUENCE_NO	VARCHAR(4)	sequence_no - Sequence number
PRIMARY_AUTH_ID	VARCHAR(128)	auth_id - Authorization ID
SESSION_AUTH_ID	VARCHAR(128)	session_auth_id - Session authorization ID
CLIENT_NNAME	VARCHAR(128)	client_nname - Client name monitor element
CLIENT_PRDID	VARCHAR(128)	client_prdid - Client product/version ID
INPUT_DB_ALIAS	VARCHAR(128)	input_db_alias - Input database alias
CLIENT_DB_ALIAS	VARCHAR(128)	client_db_alias - Database alias used by application
DB_NAME	VARCHAR(128)	db_name - Database name
DB_PATH	VARCHAR(1024)	db_path - Database path
EXECUTION_ID	VARCHAR(128)	execution_id - User login ID
CORR_TOKEN	VARCHAR(128)	corr_token - DRDA correlation token
TPMON_CLIENT_USERID	VARCHAR(256)	tpmon_client_userid - TP monitor client user ID
TPMON_CLIENT_WKSTN	VARCHAR(256)	tpmon_client_wkstn - TP monitor client workstation name
TPMON_CLIENT_APP	VARCHAR(256)	tpmon_client_app - TP monitor client application name
TPMON_ACC_STR	VARCHAR(255)	tpmon_acc_str - TP monitor client accounting string
DBPARTITIONNUM	SMALLINT	dbpartitionnum - Database partition number monitor element

Table 277. Information returned by the SNAPAPPL_INFO administrative view and the SNAP_GET_APPL_INFO table function (continued)

Column name	Data type	Description or corresponding monitor element
WORKLOAD_ID	INTEGER	workload_id - Workload ID monitor element
IS_SYSTEM_APPL	SMALLINT	is_system_appl - Is System Application monitor element
MEMBER	SMALLINT	member - Database member monitor element
COORD_MEMBER	SMALLINT	coord_member - Coordinator member monitor element
COORD_DBPARTITIONNUM	SMALLINT	The coordinating database partition number.

SNAP_GET_APPL_INFO_V95 table function - Retrieve appl_info logical data group snapshot information

The SNAP_GET_APPL_INFO_V95 table function returns information about applications from an application snapshot, in particular, the appl_info logical data group.

Important: The SNAP_GET_APPL_INFO_V95 table function is deprecated and has been replaced by the “[MON_GET_CONNECTION table function - Get connection metrics](#)” on page 532.

Refer to [Table 278 on page 1297](#) for a complete list of information that can be returned.

Syntax

```
➔ SNAP_GET_APPL_INFO_V95 ( ( dbname [ , member ] ) ) ➔
```

The schema is SYSPROC.

Table function parameters

dbname

An input argument of type VARCHAR(128) that specifies a valid database name in the same instance as the currently connected database. Specify a database name that has a directory entry type of either "Indirect" or "Home", as returned by the **LIST DATABASE DIRECTORY** command. Specify an empty string to take the snapshot from the currently connected database. Specify a NULL value to take the snapshot from all databases within the same instance as the currently connected database.

member

An optional input argument of type INTEGER that specifies a valid database member number. Specify -1 for the current database member, or -2 for an aggregate of all active database members. If *dbname* is not set to NULL and *member* is set to NULL, -1 is set implicitly for *member*. If this input option is not used, that is, only *dbname* is provided, data is returned from all active database members. An active database member is a member where the database is available for connection and use by applications.

If both *dbname* and *member* are set to NULL, an attempt is made to read data from the file created by SNAP_WRITE_FILE procedure. Note that this file could have been created at any time, which means that the data might not be current. If a file with the corresponding snapshot API request type does not exist, then the SNAP_GET_APPL_INFO_V95 table function takes a snapshot for the currently connected database and database member number.

Authorization

One of the following authorizations is required:

- EXECUTE privilege on the SNAP_GET_APPL_INFO_V95 table function
- DATAACCESS authority

In addition, to access snapshot monitor data, one of the following authorities is also required:

- SYSMON
- SYSCTRL
- SYSMAINT
- SYSADM

Default PUBLIC privilege

In a non-restrictive database, EXECUTE privilege is granted to PUBLIC when the function is automatically created.

Examples

Retrieve the status of all applications on the connected database member.

```
SELECT SUBSTR(DB_NAME,1,8) AS DB_NAME, AGENT_ID,  
       SUBSTR(APPL_NAME,1,10) AS APPL_NAME, APPL_STATUS  
FROM TABLE(SNAP_GET_APPL_INFO_V95(CAST(NULL AS VARCHAR(128)),-1)) AS T
```

The following is an example of output from this query.

DB_NAME	AGENT_ID	APPL_NAME	APPL_STATUS
TOOLSDB	14	db2bp.exe	CONNECTED
SAMPLE	15	db2bp.exe	UOWEXEC
SAMPLE	8	javaw.exe	CONNECTED
SAMPLE	7	db2bp.exe	UOWWAIT

4 record(s) selected.

The following shows what you obtain when you SELECT from the result of the table function.

```
SELECT SUBSTR(DB_NAME,1,8) AS DB_NAME, AUTHORITY_LVL  
FROM TABLE(SNAP_GET_APPL_INFO_V95(CAST(NULL AS VARCHAR(128)),-1)) AS T
```

The following is an example of output from this query.

DB_NAME	AUTHORITY_LVL
TESTDB	SYSADM(GROUP) + DBADM(USER) + CREATETAB(USER, GROUP) + BINDADD(USER, GROUP) + CONNECT(USER, GROUP) + CREATE_NOT_FENC(USER) + IMPLICIT_SCHEMA(USER, GROUP) + LOAD(USER) + CREATE_EXT_RT(USER) + QUIESCE_CONN(USER)
TESTDB	SYSADM(GROUP) + DBADM(USER) + CREATETAB(USER, GROUP) + BINDADD(USER, GROUP) + CONNECT(USER, GROUP) + CREATE_NOT_FENC(USER) + IMPLICIT_SCHEMA(USER, GROUP) + LOAD(USER) + CREATE_EXT_RT(USER) + QUIESCE_CONN(USER)
TESTDB	SYSADM(GROUP) + DBADM(USER) + CREATETAB(USER, GROUP) + BINDADD(USER, GROUP) + CONNECT(USER, GROUP) + CREATE_NOT_FENC(USER) + IMPLICIT_SCHEMA(USER, GROUP) + LOAD(USER) + CREATE_EXT_RT(USER) + QUIESCE_CONN(USER)

3 record(s) selected.

Information returned

<i>Table 278. Information returned by the SNAP_GET_APPL_INFO_V95 table function</i>		
Column name	Data type	Description or corresponding monitor element
SNAPSHOT_TIMESTAMP	TIMESTAMP	The date and time that the snapshot was taken.
AGENT_ID	BIGINT	agent_id - Application handle (agent ID)
APPL_STATUS	VARCHAR(22)	<p>appl_status - Application status. This interface returns a text identifier based on the defines in sqlmon.h, and is one of:</p> <ul style="list-style-type: none"> • BACKUP • COMMIT_ACT • COMP • CONNECTED • CONNECTPEND • CREATE_DB • DECOUPLED • DISCONNECTPEND • INTR • IOERROR_WAIT • LOAD • LOCKWAIT • QUIESCE_TABLESPACE • RECOMP • REMOTE_RQST • RESTART • RESTORE • ROLLBACK_ACT • ROLLBACK_TO_SAVEPOINT • TEND • THABRT • THCOMT • TPREP • UNLOAD • UOWEXEC • UOWWAIT • WAITFOR_REMOTE
CODEPAGE_ID	BIGINT	codepage_id - ID of code page used by application
NUM_ASSOC_AGENTS	BIGINT	num_assoc_agents - Number of associated agents
COORD_NODE_NUM	SMALLINT	coord_node - Coordinating node

Table 278. Information returned by the SNAP_GET_APPL_INFO_V95 table function (continued)

Column name	Data type	Description or corresponding monitor element
AUTHORITY_LVL	VARCHAR(512)	<p>authority_bitmap - User authorization level.</p> <p>This interface returns a text identifier based on the database authorities defined in sql . h and their source, and has the following format: <i>authority(source, ...)</i> + <i>authority(source, ...)</i> + ...</p> <p>The source of an authority can be multiple: either from a USER, a GROUP, or a USER and a GROUP.</p> <p>Possible values for "authority":</p> <ul style="list-style-type: none"> • ACCESSCTRL • BINDADD • CONNECT • CREATE_EXT_RT • CREATE_NOT_FENC • CREATETAB • DATAACCESS • DBADM • EXPLAIN • IMPLICIT_SCHEMA • LOAD • LIBADM • QUIESCE_CONN • SECADM • SQLADM • SYSADM • SYSCTRL • SYSMAINT • SYSMON • SYSQUIESCE • WLMADM <p>Possible values for "source":</p> <ul style="list-style-type: none"> • USER - authority granted to the user or to a role granted to the user. • GROUP - authority granted to a group to which the user belongs or to a role granted to the group to which the user belongs.
CLIENT_PID	BIGINT	client_pid - Client process ID
COORD_AGENT_PID	BIGINT	coord_agent_pid - Coordinator agent

Table 278. Information returned by the SNAP_GET_APPL_INFO_V95 table function (continued)

Column name	Data type	Description or corresponding monitor element
STATUS_CHANGE_TIME	TIMESTAMP	status_change_time - Application status change time
CLIENT_PLATFORM	VARCHAR(12)	<p>client_platform - Client operating platform. This interface returns a text identifier based on the defines in sqlmon.h,</p> <ul style="list-style-type: none"> • AIX • AIX64 • AS400_DRDA • DOS • DYNIX • HP • HP64 • HPIA • HPIA64 • LINUX • LINUX390 • LINUXIA64 • LINUXPPC • LINUXPPC64 • LINUXX8664 • LINUXZ64 • MAC • MVS_DRDA • NT • NT64 • OS2 • OS390 • SCO • SGI • SNI • SUN • SUN64 • UNKNOWN • UNKNOWN_DRDA • VM_DRDA • VSE_DRDA • WINDOWS

Table 278. Information returned by the SNAP_GET_APPL_INFO_V95 table function (continued)

Column name	Data type	Description or corresponding monitor element
CLIENT_PROTOCOL	VARCHAR(10)	client_protocol - Client communication protocol. This interface returns a text identifier based on the defines in sqlmon.h, <ul style="list-style-type: none"> • CPIC • LOCAL • NPIPE • TCPIP (for Db2) • TCPIP4 • TCPIP6
TERRITORY_CODE	SMALLINT	territory_code - Database territory code
APPL_NAME	VARCHAR(256)	appl_name - Application name
APPL_ID	VARCHAR(128)	appl_id - Application ID
SEQUENCE_NO	VARCHAR(4)	sequence_no - Sequence number
PRIMARY_AUTH_ID	VARCHAR(128)	auth_id - Authorization ID
SESSION_AUTH_ID	VARCHAR(128)	session_auth_id - Session authorization ID
CLIENT_NNAME	VARCHAR(128)	client_nname - Client name monitor element
CLIENT_PRDID	VARCHAR(128)	client_prdid - Client product/version ID
INPUT_DB_ALIAS	VARCHAR(128)	input_db_alias - Input database alias
CLIENT_DB_ALIAS	VARCHAR(128)	client_db_alias - Database alias used by application
DB_NAME	VARCHAR(128)	db_name - Database name
DB_PATH	VARCHAR(1024)	db_path - Database path
EXECUTION_ID	VARCHAR(128)	execution_id - User login ID
CORR_TOKEN	VARCHAR(128)	corr_token - DRDA correlation token
TPMON_CLIENT_USERID	VARCHAR(256)	tpmon_client_userid - TP monitor client user ID
TPMON_CLIENT_WKSTN	VARCHAR(256)	tpmon_client_wkstn - TP monitor client workstation name
TPMON_CLIENT_APP	VARCHAR(256)	tpmon_client_app - TP monitor client application name
TPMON_ACC_STR	VARCHAR(255)	tpmon_acc_str - TP monitor client accounting string
DBPARTITIONNUM	SMALLINT	dbpartitionnum - Database partition number monitor element
WORKLOAD_ID	INTEGER	workload_id - Workload ID monitor element

Table 278. Information returned by the SNAP_GET_APPL_INFO_V95 table function (continued)		
Column name	Data type	Description or corresponding monitor element
IS_SYSTEM_APPL	SMALLINT	is_system_appl - Is System Application monitor element

SNAPAPPL administrative view and SNAP_GET_APPL table function - Retrieve appl logical data group snapshot information

The SNAPAPPL administrative view and the SNAP_GET_APPL table function return information about applications from an application snapshot, in particular, the appl logical data group.

Important: The SNAPAPPL administrative view and the SNAP_GET_APPL table function are deprecated and have been replaced by the [“MON_GET_CONNECTION table function - Get connection metrics”](#) on page 532.

Depending on if you are using the administrative view or the table function, refer to one of the following sections:

- [“SNAPAPPL administrative view”](#) on page 1301
- [“SNAP_GET_APPL table function”](#) on page 1302

SNAPAPPL administrative view

This administrative view allows you to retrieve appl logical data group snapshot information for the currently connected database.

Used with the MON_GET_AGENT, MON_GET_CONNECTION, MON_GET_MEMORY_POOL, and MON_GET_MEMORY_SET table functions and the MON_CURRENT_SQL and SNAPSUBSECTION administrative views, the SNAPAPPL administrative view provides information equivalent to the **GET SNAPSHOT FOR APPLICATIONS ON database-alias** CLP command, but retrieves data from all database members.

The schema is SYSIBMADM.

Refer to [Table 279 on page 1303](#) for a complete list of information that can be returned.

Authorization

One of the following authorizations is required to use the view:

- SELECT privilege on the SNAPAPPL administrative view
- CONTROL privilege on the SNAPAPPL administrative view
- DATAACCESS authority
- DBADM authority
- SQLADM authority

One of the following privileges or authorities is required to use the table function:

- EXECUTE privilege on the SNAP_GET_APPL table function
- DATAACCESS authority
- DBADM authority
- SQLADM authority

In addition, to access snapshot monitor data, one of the following authorities is also required:

- SYSMON
- SYSCTRL

- SYSMANT
- SYSADM

Default PUBLIC privilege

In a non-restrictive database, SELECT privilege is granted to PUBLIC when the view is automatically created.

Example

Retrieve details on rows read and written for each application in the connected database.

```
SELECT SUBSTR(DB_NAME,1,8) AS DB_NAME, AGENT_ID, ROWS_READ, ROWS_WRITTEN
FROM SYSIBMADM.SNAPAPPL
```

The following is an example of output from this query.

DB_NAME	AGENT_ID	ROWS_READ	ROWS_WRITTEN
SAMPLE		7	25

1 record(s) selected.

SNAP_GET_APPL table function

The SNAP_GET_APPL table function returns the same information as the SNAPAPPL administrative view, but allows you to retrieve the information for a specific database on a specific database member, aggregate of all database members or all database members.

Used with the SNAP_GET_AGENT, SNAP_GET_AGENT_MEMORY_POOL, SNAP_GET_APPL_INFO, SNAP_GET_STMT and SNAP_GET_SUBSECTION table functions, the SNAP_GET_APPL table function provides information equivalent to the **GET SNAPSHOT FOR ALL APPLICATIONS** CLP command, but retrieves data from all database members.

Refer to [Table 279 on page 1303](#) for a complete list of information that can be returned.

Syntax

```
➔ SNAP_GET_APPL ( ( dbname [ , member ] ) ) ➔
```

The schema is SYSPROC.

Table function parameters

dbname

An input argument of type VARCHAR(128) that specifies a valid database name in the same instance as the currently connected database. Specify a database name that has a directory entry type of either "Indirect" or "Home", as returned by the **LIST DATABASE DIRECTORY** command. Specify an empty string to take the snapshot from the currently connected database. Specify a NULL value to take the snapshot from all databases within the same instance as the currently connected database.

member

An optional input argument of type INTEGER that specifies a valid database member number. Specify -1 for the current database member, or -2 for an aggregate of all active database members. If *dbname* is not set to NULL and *member* is set to NULL, -1 is set implicitly for *member*. If this input option is not used, that is, only *dbname* is provided, data is returned from all active database members. An active database member is a member where the database is available for connection and use by applications.

If both *dbname* and *member* are set to NULL, an attempt is made to read data from the file created by SNAP_WRITE_FILE procedure. Note that this file could have been created at any time, which means that

the data might not be current. If a file with the corresponding snapshot API request type does not exist, then the SNAP_GET_APPL table function takes a snapshot for the currently connected database and database member number.

Authorization

One of the following authorizations is required:

- EXECUTE privilege on the SNAP_GET_APPL table function
- DATAACCESS authority

In addition, to access snapshot monitor data, one of the following authorities is also required:

- SYSMON
- SYSCTRL
- SYSMMAINT
- SYSADM

Default PUBLIC privilege

In a non-restrictive database, EXECUTE privilege is granted to PUBLIC when the function is automatically created.

Example

Retrieve details on rows read and written for each application for all active databases.

```
SELECT SUBSTR(DB_NAME,1,8) AS DB_NAME, AGENT_ID, ROWS_READ, ROWS_WRITTEN
FROM TABLE (SNAP_GET_APPL(CAST(NULL AS VARCHAR(128)),-1)) AS T
```

The following is an example of output from this query.

DB_NAME	AGENT_ID	ROWS_READ	ROWS_WRITTEN
WSDB	679	0	0
WSDB	461	3	0
WSDB	460	4	0
TEST	680	4	0
TEST	455	6	0
TEST	454	0	0
TEST	453	50	0

Information returned

<i>Table 279. Information returned by the SNAPAPPL administrative view and the SNAP_GET_APPL table function</i>		
Column name	Data type	Description or corresponding monitor element
SNAPSHOT_TIMESTAMP	TIMESTAMP	The date and time that the snapshot was taken.
DB_NAME	VARCHAR(128)	db_name - Database name
AGENT_ID	BIGINT	agent_id - Application handle (agent ID)
UOW_LOG_SPACE_USED	BIGINT	uow_log_space_used - Unit of work log space used
ROWS_READ	BIGINT	rows_read - Rows read
ROWS_WRITTEN	BIGINT	rows_written - Rows written

Table 279. Information returned by the SNAPAPPL administrative view and the SNAP_GET_APPL table function (continued)

Column name	Data type	Description or corresponding monitor element
INACT_STMTHIST_SZ	BIGINT	inact_stmthist_sz - Statement history list size
POOL_DATA_L_READS	BIGINT	pool_data_l_reads - Buffer pool data logical reads
POOL_DATA_P_READS	BIGINT	pool_data_p_reads - Buffer pool data physical reads
POOL_DATA_WRITES	BIGINT	pool_data_writes - Buffer pool data writes
POOL_INDEX_L_READS	BIGINT	pool_index_l_reads - Buffer pool index logical reads
POOL_INDEX_P_READS	BIGINT	pool_index_p_reads - Buffer pool index physical reads
POOL_INDEX_WRITES	BIGINT	pool_index_writes - Buffer pool index writes
POOL_TEMP_DATA_L_READS	BIGINT	pool_temp_data_l_reads - Buffer pool temporary data logical reads
POOL_TEMP_DATA_P_READS	BIGINT	pool_temp_data_p_reads - Buffer pool temporary data physical reads
POOL_TEMP_INDEX_L_READS	BIGINT	pool_temp_index_l_reads - Buffer pool temporary index logical reads
POOL_TEMP_INDEX_P_READS	BIGINT	pool_temp_index_p_reads - Buffer pool temporary index physical reads
POOL_TEMP_XDA_L_READS	BIGINT	pool_temp_xda_l_reads - Buffer Pool Temporary XDA Data Logical Reads
POOL_TEMP_XDA_P_READS	BIGINT	pool_temp_xda_p_reads - Buffer Pool Temporary XDA Data Physical Reads monitor element
POOL_XDA_L_READS	BIGINT	pool_xda_l_reads - Buffer Pool XDA Data Logical Reads
POOL_XDA_P_READS	BIGINT	pool_xda_p_reads - Buffer Pool XDA Data Physical Reads
POOL_XDA_WRITES	BIGINT	pool_xda_writes - Buffer Pool XDA Data Writes
POOL_READ_TIME	BIGINT	pool_read_time - Total buffer pool physical read time
POOL_WRITE_TIME	BIGINT	pool_write_time - Total buffer pool physical write time
DIRECT_READS	BIGINT	direct_reads - Direct reads from database
DIRECT_WRITES	BIGINT	direct_writes - Direct writes to database

Table 279. Information returned by the SNAPAPPL administrative view and the SNAP_GET_APPL table function (continued)

Column name	Data type	Description or corresponding monitor element
DIRECT_READ_REQS	BIGINT	direct_read_reqs - Direct read requests
DIRECT_WRITE_REQS	BIGINT	direct_write_reqs - Direct write requests
DIRECT_READ_TIME	BIGINT	direct_read_time - Direct read time
DIRECT_WRITE_TIME	BIGINT	direct_write_time - Direct write time
UNREAD_PREFETCH_PAGES	BIGINT	unread_prefetch_pages - Unread prefetch pages
LOCKS_HELD	BIGINT	locks_held - Locks held
LOCK_WAITS	BIGINT	lock_waits - Lock waits
LOCK_WAIT_TIME	BIGINT	lock_wait_time - Time waited on locks
LOCK_ESCALS	BIGINT	lock_escals - Number of lock escalations
X_LOCK_ESCALS	BIGINT	x_lock_escals - Exclusive lock escalations
DEADLOCKS	BIGINT	deadlocks - Deadlocks detected
TOTAL_SORTS	BIGINT	total_sorts - Total sorts
TOTAL_SORT_TIME	BIGINT	total_sort_time - Total sort time
SORT_OVERFLOWS	BIGINT	sort_overflows - Sort overflows
COMMIT_SQL_STMTS	BIGINT	commit_sql_stmts - Commit statements attempted
ROLLBACK_SQL_STMTS	BIGINT	rollback_sql_stmts - Rollback statements attempted
DYNAMIC_SQL_STMTS	BIGINT	dynamic_sql_stmts - Dynamic SQL statements attempted
STATIC_SQL_STMTS	BIGINT	static_sql_stmts - Static SQL statements attempted
FAILED_SQL_STMTS	BIGINT	failed_sql_stmts - Failed statement operations
SELECT_SQL_STMTS	BIGINT	select_sql_stmts - Select SQL statements executed
DDL_SQL_STMTS	BIGINT	ddl_sql_stmts - Data definition language (DDL) SQL statements
UID_SQL_STMTS	BIGINT	uid_sql_stmts - UPDATE/INSERT/DELETE SQL statements executed
INT_AUTO_REBINDS	BIGINT	int_auto_rebinds - Internal automatic rebinds
INT_ROWS_DELETED	BIGINT	int_rows_deleted - Internal rows deleted
INT_ROWS_UPDATED	BIGINT	int_rows_updated - Internal rows updated

Table 279. Information returned by the SNAPAPPL administrative view and the SNAP_GET_APPL table function (continued)

Column name	Data type	Description or corresponding monitor element
INT_COMMITS	BIGINT	int_commits - Internal commits
INT_ROLLBACKS	BIGINT	int_rollbacks - Internal rollbacks
INT_DEADLOCK_ROLLBACKS	BIGINT	int_deadlock_rollbacks - Internal rollbacks due to deadlock
ROWS_DELETED	BIGINT	rows_deleted - Rows deleted
ROWS_INSERTED	BIGINT	rows_inserted - Rows inserted
ROWS_UPDATED	BIGINT	rows_updated - Rows updated
ROWS_SELECTED	BIGINT	rows_selected - Rows selected
BINDS_PRECOMPILES	BIGINT	binds_precompiles - Binds/precompiles attempted
OPEN_REM_CURS	BIGINT	open_rem_curs - Open remote cursors
OPEN_REM_CURS_BLK	BIGINT	open_rem_curs_blk - Open remote cursors with blocking
REJ_CURS_BLK	BIGINT	rej_curs_blk - Rejected block cursor requests
ACC_CURS_BLK	BIGINT	acc_curs_blk - Accepted block cursor requests
SQL_REQS_SINCE_COMMIT	BIGINT	sql_reqs_since_commit - SQL requests since last commit
LOCK_TIMEOUTS	BIGINT	lock_timeouts - Number of lock timeouts
INT_ROWS_INSERTED	BIGINT	int_rows_inserted - Internal rows inserted
OPEN_LOC_CURS	BIGINT	open_loc_curs - Open local cursors
OPEN_LOC_CURS_BLK	BIGINT	open_loc_curs_blk - Open local cursors with blocking
PKG_CACHE_LOOKUPS	BIGINT	pkg_cache_lookups - Package cache lookups
PKG_CACHE_INSERTS	BIGINT	pkg_cache_inserts - Package cache inserts
CAT_CACHE_LOOKUPS	BIGINT	cat_cache_lookups - Catalog cache lookups
CAT_CACHE_INSERTS	BIGINT	cat_cache_inserts - Catalog cache inserts
CAT_CACHE_OVERFLOWS	BIGINT	cat_cache_overflows - Catalog cache overflows
NUM_AGENTS	BIGINT	num_agents - Number of agents working on a statement

Table 279. Information returned by the SNAPAPPL administrative view and the SNAP_GET_APPL table function (continued)

Column name	Data type	Description or corresponding monitor element
AGENTS_STOLEN	BIGINT	agents_stolen - Stolen agents
ASSOCIATED_AGENTS_TOP	BIGINT	associated_agents_top - Maximum number of associated agents
APPL_PRIORITY	BIGINT	appl_priority - Application agent priority
APPL_PRIORITY_TYPE	VARCHAR(16)	appl_priority_type - Application priority type. This interface returns a text identifier, based on defines in sqlmon.h, and is one of: <ul style="list-style-type: none"> • DYNAMIC_PRIORITY • FIXED_PRIORITY
PREFETCH_WAIT_TIME	BIGINT	prefetch_wait_time - Time waited for prefetch
APPL_SECTION_LOOKUPS	BIGINT	appl_section_lookups - Section lookups
APPL_SECTION_INSERTS	BIGINT	appl_section_inserts - Section inserts
LOCKS_WAITING	BIGINT	locks_waiting - Current agents waiting on locks
TOTAL_HASH_JOINS	BIGINT	total_hash_joins - Total hash joins
TOTAL_HASH_LOOPS	BIGINT	total_hash_loops - Total hash loops
HASH_JOIN_OVERFLOW	BIGINT	hash_join_overflows - Hash join overflows
HASH_JOIN_SMALL_OVERFLOW	BIGINT	hash_join_small_overflows - Hash join small overflows
APPL_IDLE_TIME	BIGINT	appl_idle_time - Application idle time
UOW_LOCK_WAIT_TIME	BIGINT	uow_lock_wait_time - Total time unit of work waited on locks
UOW_COMP_STATUS	VARCHAR(14)	uow_comp_status - Unit of work completion status. This interface returns a text identifier, based on defines in sqlmon.h, and is one of: <ul style="list-style-type: none"> • APPL_END • UOWABEND • UOWCOMMIT • UOWDEADLOCK • UOWLOCKTIMEOUT • UOWROLLBACK • UOWUNKNOWN
AGENT_USR_CPU_TIME_S	BIGINT	agent_usr_cpu_time - User CPU time used by agent (in seconds)*

Table 279. Information returned by the SNAPAPPL administrative view and the SNAP_GET_APPL table function (continued)

Column name	Data type	Description or corresponding monitor element
AGENT_USR_CPU_TIME_MS	BIGINT	agent_usr_cpu_time - User CPU time used by agent (fractional, in microseconds)*
AGENT_SYS_CPU_TIME_S	BIGINT	agent_sys_cpu_time - System CPU time used by agent (in seconds)*
AGENT_SYS_CPU_TIME_MS	BIGINT	agent_sys_cpu_time - System CPU time used by agent (fractional, in microseconds)*
APPL_CON_TIME	TIMESTAMP	appl_con_time - Connection request start timestamp
CONN_COMPLETE_TIME	TIMESTAMP	conn_complete_time - Connection request completion timestamp
LAST_RESET	TIMESTAMP	last_reset - Last reset timestamp
UOW_START_TIME	TIMESTAMP	uow_start_time - Unit of work start timestamp
UOW_STOP_TIME	TIMESTAMP	uow_stop_time - Unit of work stop timestamp
PREV_UOW_STOP_TIME	TIMESTAMP	prev_uow_stop_time - Previous unit of work completion timestamp
UOW_ELAPSED_TIME_S	BIGINT	uow_elapsed_time - Most recent unit of work elapsed time (in seconds)*
UOW_ELAPSED_TIME_MS	BIGINT	uow_elapsed_time - Most recent unit of work elapsed time (fractional, in microseconds)*
ELAPSED_EXEC_TIME_S	BIGINT	elapsed_exec_time - Statement execution elapsed time (in seconds)*
ELAPSED_EXEC_TIME_MS	BIGINT	elapsed_exec_time - Statement execution elapsed time (fractional, in microseconds)*
INBOUND_COMM_ADDRESS	VARCHAR(32)	inbound_comm_address - Inbound communication address
LOCK_TIMEOUT_VAL	BIGINT	lock_timeout_val - Lock timeout (seconds)
PRIV_WORKSPACE_NUM_OVERFLOWS	BIGINT	priv_workspace_num_overflows - Private workspace overflows
PRIV_WORKSPACE_SECTION_INSERTS	BIGINT	priv_workspace_section_inserts - Private workspace section inserts
PRIV_WORKSPACE_SECTION_LOOKUPS	BIGINT	priv_workspace_section_lookups - Private workspace section lookups
PRIV_WORKSPACE_SIZE_TOP	BIGINT	priv_workspace_size_top - Maximum private workspace size

Table 279. Information returned by the SNAPAPPL administrative view and the SNAP_GET_APPL table function (continued)

Column name	Data type	Description or corresponding monitor element
SHR_WORKSPACE_NUM_OVERFLOWS	BIGINT	shr_workspace_num_overflows - Shared workspace overflows
SHR_WORKSPACE_SECTION_INSERTS	BIGINT	shr_workspace_section_inserts - Shared workspace section inserts
SHR_WORKSPACE_SECTION_LOOKUPS	BIGINT	shr_workspace_section_lookups - Shared workspace section lookups
SHR_WORKSPACE_SIZE_TOP	BIGINT	shr_workspace_size_top - Maximum shared workspace size
DBPARTITIONNUM	SMALLINT	dbpartitionnum - Database partition number monitor element
CAT_CACHE_SIZE_TOP	BIGINT	cat_cache_size_top - Catalog cache high water mark
TOTAL_OLAP_FUNCS	BIGINT	total_olap_funcs - Total OLAP functions
OLAP_FUNC_OVERFLOWS	BIGINT	olap_func_overflows - OLAP function overflows
MEMBER	SMALLINT	member - Database member monitor element
<p>* To calculate the total time spent for the monitor element that this column is based on, you must add the full seconds reported in the column for this monitor element that ends with _S to the fractional seconds reported in the column for this monitor element that ends with _MS, using the following formula: $(\text{monitor-element-name}_S \times 1,000,000 + \text{monitor-element-name}_{MS}) \div 1,000,000$. For example, $(\text{ELAPSED_EXEC_TIME}_S \times 1,000,000 + \text{ELAPSED_EXEC_TIME}_{MS}) \div 1,000,000$.</p>		

SNAP_GET_APPL_V95 table function - Retrieve appl logical data group snapshot information

The SNAP_GET_APPL_V95 table function returns information about applications from an application snapshot, in particular, the appl logical data group.

Important: The SNAP_GET_APPL_V95 table function is deprecated and has been replaced by the “MON_GET_CONNECTION table function - Get connection metrics” on page 532.

Refer to [Table 280 on page 1311](#) for a complete list of information that can be returned.

Syntax

```

➔ SNAP_GET_APPL_V95 ( ( dbname  ) ) ➔
└── , member ──┘

```

The schema is SYSPROC.

Table function parameters

dbname

An input argument of type VARCHAR(128) that specifies a valid database name in the same instance as the currently connected database. Specify a database name that has a directory entry type of either "Indirect" or "Home", as returned by the **LIST DATABASE DIRECTORY** command. Specify an

empty string to take the snapshot from the currently connected database. Specify a NULL value to take the snapshot from all databases within the same instance as the currently connected database.

member

An optional input argument of type INTEGER that specifies a valid database member number. Specify -1 for the current database member, or -2 for an aggregate of all active database members. If *dbname* is not set to NULL and *member* is set to NULL, -1 is set implicitly for *member*. If this input option is not used, that is, only *dbname* is provided, data is returned from all active database members. An active database member is a member where the database is available for connection and use by applications.

If both *dbname* and *member* are set to NULL, an attempt is made to read data from the file created by SNAP_WRITE_FILE procedure. Note that this file could have been created at any time, which means that the data might not be current. If a file with the corresponding snapshot API request type does not exist, then the SNAP_GET_APPL_V95 table function takes a snapshot for the currently connected database and database member number.

Authorization

One of the following authorizations is required:

- EXECUTE privilege on the SNAP_GET_APPL_V95 table function
- DATAACCESS authority

In addition, to access snapshot monitor data, one of the following authorities is also required:

- SYSMON
- SYSCTRL
- SYSMAINT
- SYSADM

Default PUBLIC privilege

In a non-restrictive database, EXECUTE privilege is granted to PUBLIC when the function is automatically created.

Example

Retrieve details on rows read and written for each application for all active databases.

```
SELECT SUBSTR(DB_NAME,1,8) AS DB_NAME, AGENT_ID, ROWS_READ, ROWS_WRITTEN
FROM TABLE (SNAP_GET_APPL_V95(CAST(NULL AS VARCHAR(128)), -1)) AS T
```

The following is an example of output from this query.

DB_NAME	AGENT_ID	ROWS_READ	ROWS_WRITTEN
WSDB	679	0	0
WSDB	461	3	0
WSDB	460	4	0
TEST	680	4	0
TEST	455	6	0
TEST	454	0	0
TEST	453	50	0

Information returned

<i>Table 280. Information returned by the SNAP_GET_APPL_V95 table function</i>		
Column name	Data type	Description or corresponding monitor element
SNAPSHOT_TIMESTAMP	TIMESTAMP	The date and time that the snapshot was taken.
DB_NAME	VARCHAR(128)	db_name - Database name
AGENT_ID	BIGINT	agent_id - Application handle (agent ID)
UOW_LOG_SPACE_USED	BIGINT	uow_log_space_used - Unit of work log space used
ROWS_READ	BIGINT	rows_read - Rows read
ROWS_WRITTEN	BIGINT	rows_written - Rows written
STMT_HISTORY_LIST_SIZE	BIGINT	stmt_history_list_size - Statement history list size
POOL_DATA_L_READS	BIGINT	pool_data_l_reads - Buffer pool data logical reads
POOL_DATA_P_READS	BIGINT	pool_data_p_reads - Buffer pool data physical reads
POOL_DATA_WRITES	BIGINT	pool_data_writes - Buffer pool data writes
POOL_INDEX_L_READS	BIGINT	pool_index_l_reads - Buffer pool index logical reads
POOL_INDEX_P_READS	BIGINT	pool_index_p_reads - Buffer pool index physical reads
POOL_INDEX_WRITES	BIGINT	pool_index_writes - Buffer pool index writes
POOL_TEMP_DATA_L_READS	BIGINT	pool_temp_data_l_reads - Buffer pool temporary data logical reads
POOL_TEMP_DATA_P_READS	BIGINT	pool_temp_data_p_reads - Buffer pool temporary data physical reads
POOL_TEMP_INDEX_L_READS	BIGINT	pool_temp_index_l_reads - Buffer pool temporary index logical reads
POOL_TEMP_INDEX_P_READS	BIGINT	pool_temp_index_p_reads - Buffer pool temporary index physical reads
POOL_TEMP_XDA_L_READS	BIGINT	pool_temp_xda_l_reads - Buffer Pool Temporary XDA Data Logical Reads
POOL_TEMP_XDA_P_READS	BIGINT	pool_temp_xda_p_reads - Buffer Pool Temporary XDA Data Physical Reads monitor element
POOL_XDA_L_READS	BIGINT	pool_xda_l_reads - Buffer Pool XDA Data Logical Reads
POOL_XDA_P_READS	BIGINT	pool_xda_p_reads - Buffer Pool XDA Data Physical Reads

Table 280. Information returned by the SNAP_GET_APPL_V95 table function (continued)

Column name	Data type	Description or corresponding monitor element
POOL_XDA_WRITES	BIGINT	pool_xda_writes - Buffer Pool XDA Data Writes
POOL_READ_TIME	BIGINT	pool_read_time - Total buffer pool physical read time
POOL_WRITE_TIME	BIGINT	pool_write_time - Total buffer pool physical write time
DIRECT_READS	BIGINT	direct_reads - Direct reads from database
DIRECT_WRITES	BIGINT	direct_writes - Direct writes to database
DIRECT_READ_REQS	BIGINT	direct_read_reqs - Direct read requests
DIRECT_WRITE_REQS	BIGINT	direct_write_reqs - Direct write requests
DIRECT_READ_TIME	BIGINT	direct_read_time - Direct read time
DIRECT_WRITE_TIME	BIGINT	direct_write_time - Direct write time
UNREAD_PREFETCH_PAGES	BIGINT	unread_prefetch_pages - Unread prefetch pages
LOCKS_HELD	BIGINT	locks_held - Locks held
LOCK_WAITS	BIGINT	lock_waits - Lock waits
LOCK_WAIT_TIME	BIGINT	lock_wait_time - Time waited on locks
LOCK_ESCALS	BIGINT	lock_escals - Number of lock escalations
X_LOCK_ESCALS	BIGINT	x_lock_escals - Exclusive lock escalations
DEADLOCKS	BIGINT	deadlocks - Deadlocks detected
TOTAL_SORTS	BIGINT	total_sorts - Total sorts
TOTAL_SORT_TIME	BIGINT	total_sort_time - Total sort time
SORT_OVERFLOWS	BIGINT	sort_overflows - Sort overflows
COMMIT_SQL_STMTS	BIGINT	commit_sql_stmts - Commit statements attempted
ROLLBACK_SQL_STMTS	BIGINT	rollback_sql_stmts - Rollback statements attempted
DYNAMIC_SQL_STMTS	BIGINT	dynamic_sql_stmts - Dynamic SQL statements attempted
STATIC_SQL_STMTS	BIGINT	static_sql_stmts - Static SQL statements attempted
FAILED_SQL_STMTS	BIGINT	failed_sql_stmts - Failed statement operations
SELECT_SQL_STMTS	BIGINT	select_sql_stmts - Select SQL statements executed

Table 280. Information returned by the SNAP_GET_APPL_V95 table function (continued)

Column name	Data type	Description or corresponding monitor element
DDL_SQL_STMTS	BIGINT	ddl_sql_stmts - Data definition language (DDL) SQL statements
UID_SQL_STMTS	BIGINT	uid_sql_stmts - UPDATE/INSERT/DELETE SQL statements executed
INT_AUTO_REBINDS	BIGINT	int_auto_rebinds - Internal automatic rebinds
INT_ROWS_DELETED	BIGINT	int_rows_deleted - Internal rows deleted
INT_ROWS_UPDATED	BIGINT	int_rows_updated - Internal rows updated
INT_COMMITS	BIGINT	int_commits - Internal commits
INT_ROLLBACKS	BIGINT	int_rollback - Internal rollbacks
INT_DEADLOCK_ROLLBACKS	BIGINT	int_deadlock_rollback - Internal rollbacks due to deadlock
ROWS_DELETED	BIGINT	rows_deleted - Rows deleted
ROWS_INSERTED	BIGINT	rows_inserted - Rows inserted
ROWS_UPDATED	BIGINT	rows_updated - Rows updated
ROWS_SELECTED	BIGINT	rows_selected - Rows selected
BINDS_PRECOMPILES	BIGINT	binds_precompiles - Binds/precompiles attempted
OPEN_REM_CURS	BIGINT	open_rem_curs - Open remote cursors
OPEN_REM_CURS_BLK	BIGINT	open_rem_curs_blk - Open remote cursors with blocking
REJ_CURS_BLK	BIGINT	rej_curs_blk - Rejected block cursor requests
ACC_CURS_BLK	BIGINT	acc_curs_blk - Accepted block cursor requests
SQL_REQS_SINCE_COMMIT	BIGINT	sql_reqs_since_commit - SQL requests since last commit
LOCK_TIMEOUTS	BIGINT	lock_timeouts - Number of lock timeouts
INT_ROWS_INSERTED	BIGINT	int_rows_inserted - Internal rows inserted
OPEN_LOC_CURS	BIGINT	open_loc_curs - Open local cursors
OPEN_LOC_CURS_BLK	BIGINT	open_loc_curs_blk - Open local cursors with blocking
PKG_CACHE_LOOKUPS	BIGINT	pkg_cache_lookups - Package cache lookups

Table 280. Information returned by the SNAP_GET_APPL_V95 table function (continued)

Column name	Data type	Description or corresponding monitor element
PKG_CACHE_INSERTS	BIGINT	pkg_cache_inserts - Package cache inserts
CAT_CACHE_LOOKUPS	BIGINT	cat_cache_lookups - Catalog cache lookups
CAT_CACHE_INSERTS	BIGINT	cat_cache_inserts - Catalog cache inserts
CAT_CACHE_OVERFLOWS	BIGINT	cat_cache_overflows - Catalog cache overflows
NUM_AGENTS	BIGINT	num_agents - Number of agents working on a statement
AGENTS_STOLEN	BIGINT	agents_stolen - Stolen agents
ASSOCIATED_AGENTS_TOP	BIGINT	associated_agents_top - Maximum number of associated agents
APPL_PRIORITY	BIGINT	appl_priority - Application agent priority
APPL_PRIORITY_TYPE	VARCHAR(16)	appl_priority_type - Application priority type. This interface returns a text identifier, based on defines in sqlmon.h, and is one of: <ul style="list-style-type: none"> • DYNAMIC_PRIORITY • FIXED_PRIORITY
PREFETCH_WAIT_TIME	BIGINT	prefetch_wait_time - Time waited for prefetch
APPL_SECTION_LOOKUPS	BIGINT	appl_section_lookups - Section lookups
APPL_SECTION_INSERTS	BIGINT	appl_section_inserts - Section inserts
LOCKS_WAITING	BIGINT	locks_waiting - Current agents waiting on locks
TOTAL_HASH_JOINS	BIGINT	total_hash_joins - Total hash joins
TOTAL_HASH_LOOPS	BIGINT	total_hash_loops - Total hash loops
HASH_JOIN_OVERFLOWS	BIGINT	hash_join_overflows - Hash join overflows
HASH_JOIN_SMALL_OVERFLOWS	BIGINT	hash_join_small_overflows - Hash join small overflows
APPL_IDLE_TIME	BIGINT	appl_idle_time - Application idle time
UOW_LOCK_WAIT_TIME	BIGINT	uow_lock_wait_time - Total time unit of work waited on locks

Table 280. Information returned by the SNAP_GET_APPL_V95 table function (continued)

Column name	Data type	Description or corresponding monitor element
UOW_COMP_STATUS	VARCHAR(14)	uow_comp_status - Unit of work completion status. This interface returns a text identifier, based on defines in sqlmon.h, and is one of: <ul style="list-style-type: none"> • APPL_END • UOWABEND • UOWCOMMIT • UOWDEADLOCK • UOWLOCKTIMEOUT • UOWROLLBACK • UOWUNKNOWN
AGENT_USR_CPU_TIME_S	BIGINT	agent_usr_cpu_time - User CPU time used by agent (in seconds)*
AGENT_USR_CPU_TIME_MS	BIGINT	agent_usr_cpu_time - User CPU time used by agent (fractional, in microseconds)*
AGENT_SYS_CPU_TIME_S	BIGINT	agent_sys_cpu_time - System CPU time used by agent (in seconds)*
AGENT_SYS_CPU_TIME_MS	BIGINT	agent_sys_cpu_time - System CPU time used by agent (fractional, in microseconds)*
APPL_CON_TIME	TIMESTAMP	appl_con_time - Connection request start timestamp
CONN_COMPLETE_TIME	TIMESTAMP	conn_complete_time - Connection request completion timestamp
LAST_RESET	TIMESTAMP	last_reset - Last reset timestamp
UOW_START_TIME	TIMESTAMP	uow_start_time - Unit of work start timestamp
UOW_STOP_TIME	TIMESTAMP	uow_stop_time - Unit of work stop timestamp
PREV_UOW_STOP_TIME	TIMESTAMP	prev_uow_stop_time - Previous unit of work completion timestamp
UOW_ELAPSED_TIME_S	BIGINT	uow_elapsed_time - Most recent unit of work elapsed time (in seconds)*
UOW_ELAPSED_TIME_MS	BIGINT	uow_elapsed_time - Most recent unit of work elapsed time (fractional, in microseconds)*
ELAPSED_EXEC_TIME_S	BIGINT	elapsed_exec_time - Statement execution elapsed time (in seconds)*
ELAPSED_EXEC_TIME_MS	BIGINT	elapsed_exec_time - Statement execution elapsed time (fractional, in microseconds)*

Table 280. Information returned by the SNAP_GET_APPL_V95 table function (continued)

Column name	Data type	Description or corresponding monitor element
INBOUND_COMM_ADDRESS	VARCHAR(32)	inbound_comm_address - Inbound communication address
LOCK_TIMEOUT_VAL	BIGINT	lock_timeout_val - Lock timeout (seconds)
PRIV_WORKSPACE_NUM_OVERFLOWS	BIGINT	priv_workspace_num_overflows - Private workspace overflows
PRIV_WORKSPACE_SECTION_INSERTS	BIGINT	priv_workspace_section_inserts - Private workspace section inserts
PRIV_WORKSPACE_SECTION_LOOKUPS	BIGINT	priv_workspace_section_lookups - Private workspace section lookups
PRIV_WORKSPACE_SIZE_TOP	BIGINT	priv_workspace_size_top - Maximum private workspace size
SHR_WORKSPACE_NUM_OVERFLOWS	BIGINT	shr_workspace_num_overflows - Shared workspace overflows
SHR_WORKSPACE_SECTION_INSERTS	BIGINT	shr_workspace_section_inserts - Shared workspace section inserts
SHR_WORKSPACE_SECTION_LOOKUPS	BIGINT	shr_workspace_section_lookups - Shared workspace section lookups
SHR_WORKSPACE_SIZE_TOP	BIGINT	shr_workspace_size_top - Maximum shared workspace size
DBPARTITIONNUM	SMALLINT	dbpartitionnum - Database partition number monitor element
CAT_CACHE_SIZE_TOP	BIGINT	cat_cache_size_top - Catalog cache high water mark
TOTAL_OLAP_FUNCS	BIGINT	total_olap_funcs - Total OLAP Functions monitor element
OLAP_FUNC_OVERFLOWS	BIGINT	olap_func_overflows - OLAP Function Overflows monitor element
<p>* To calculate the total time spent for the monitor element that this column is based on, you must add the full seconds reported in the column for this monitor element that ends with _S to the fractional seconds reported in the column for this monitor element that ends with _MS, using the following formula: $(\text{monitor-element-name}_S \times 1,000,000 + \text{monitor-element-name}_{MS}) \div 1,000,000$. For example, $(\text{ELAPSED_EXEC_TIME}_S \times 1,000,000 + \text{ELAPSED_EXEC_TIME}_{MS}) \div 1,000,000$.</p>		

SNAPBP administrative view and SNAP_GET_BP table function - Retrieve bufferpool logical group snapshot information

The SNAPBP administrative view and the SNAP_GET_BP table function return information about buffer pools from a bufferpool snapshot, in particular, the bufferpool logical data group.

Important: The SNAPBP administrative view and the SNAP_GET_BP table function are deprecated and have been replaced by the [“MON_GET_BUFFERPOOL table function - Get buffer pool metrics”](#) on page 513.

Depending on if you are using the administrative view or the table function, refer to one of the following sections:

- [“SNAPBP administrative view” on page 1317](#)
- [“SNAP_GET_BP table function” on page 1318](#)

SNAPBP administrative view

This administrative view allows you to retrieve bufferpool logical group snapshot information for the currently connected database.

Used with the MON_GET_BUFFERPOOL table function, the SNAPBP administrative view provides the data equivalent to the **GET SNAPSHOT FOR BUFFERPOOLS ON database-alias** CLP command.

The schema is SYSIBMADM.

Refer to [Table 281 on page 1319](#) for a complete list of information that can be returned.

Authorization

One of the following authorizations is required to use the view:

- SELECT privilege on the SNAPBP administrative view
- CONTROL privilege on the SNAPBP administrative view
- DATAACCESS authority
- DBADM authority
- SQLADM authority

One of the following is required to use the table function:

- EXECUTE privilege on the SNAP_GET_BP table function
- DATAACCESS authority
- DBADM authority
- SQLADM authority

In addition, to access snapshot monitor data, one of the following authorities is also required:

- SYSMON
- SYSCTRL
- SYSMOINT
- SYSADM

Default PUBLIC privilege

In a non-restrictive database, SELECT privilege is granted to PUBLIC when the view is automatically created.

Example

Retrieve data and index writes for all the bufferpools of the currently connected database.

```
SELECT SUBSTR(DB_NAME,1,8) AS DB_NAME,SUBSTR(BP_NAME,1,15)
      AS BP_NAME,POOL_DATA_WRITES,POOL_INDEX_WRITES
FROM SYSIBMADM.SNAPBP
```

The following is an example of output from this query.

DB_NAME	BP_NAME	POOL_DATA_WRITES	POOL_INDEX_WRITES
TEST	IBMDEFAULTBP	0	0
TEST	IBMSYSTEMBP4K	0	0
TEST	IBMSYSTEMBP8K	0	0

Default PUBLIC privilege

In a non-restrictive database, EXECUTE privilege is granted to PUBLIC when the function is automatically created.

Example

Retrieve total physical and logical reads for all bufferpools for all active databases for the currently connected database member.

```
SELECT SUBSTR(T.DB_NAME,1,10) AS DB_NAME,
       SUBSTR(T.BP_NAME,1,20) AS BP_NAME,
       (T.POOL_DATA_L_READS+T.POOL_INDEX_L_READS) AS TOTAL_LOGICAL_READS,
       (T.POOL_DATA_P_READS+T.POOL_INDEX_P_READS) AS TOTAL_PHYSICAL_READS,
       T.DBPARTITIONNUM
FROM TABLE(SNAP_GET_BP(CAST(NULL AS VARCHAR(128)), -1)) AS T
```

The following is an example of output from this query.

```
DB_NAME      BP_NAME      TOTAL_LOGICAL_READS  ...
-----
SAMPLE      IBMDEFAULTBP      0 ...
TOOLSDB     IBMDEFAULTBP      0 ...
TOOLSDB     BP32K0000         0 ...

3 record(s) selected.
```

Output from this query (continued).

```
... TOTAL_PHYSICAL_READS  DBPARTITIONNUM
... -----
...                      0                      0
...                      0                      0
...                      0                      0
```

Information returned

<i>Table 281. Information returned by the SNAPBP administrative view and the SNAP_GET_BP table function</i>		
Column name	Data type	Description or corresponding monitor element
SNAPSHOT_TIMESTAMP	TIMESTAMP	The date and time that the snapshot was taken.
BP_NAME	VARCHAR(128)	bp_name - Buffer pool name
DB_NAME	VARCHAR(128)	db_name - Database name
DB_PATH	VARCHAR(1024)	db_path - Database path
INPUT_DB_ALIAS	VARCHAR(128)	input_db_alias - Input database alias
POOL_DATA_L_READS	BIGINT	pool_data_l_reads - Buffer pool data logical reads
POOL_DATA_P_READS	BIGINT	pool_data_p_reads - Buffer pool data physical reads
POOL_DATA_WRITES	BIGINT	pool_data_writes - Buffer pool data writes
POOL_INDEX_L_READS	BIGINT	pool_index_l_reads - Buffer pool index logical reads
POOL_INDEX_P_READS	BIGINT	pool_index_p_reads - Buffer pool index physical reads

Table 281. Information returned by the SNAPBP administrative view and the SNAP_GET_BP table function (continued)

Column name	Data type	Description or corresponding monitor element
POOL_INDEX_WRITES	BIGINT	pool_index_writes - Buffer pool index writes
POOL_XDA_L_READS	BIGINT	pool_xda_l_reads - Buffer Pool XDA Data Logical Reads
POOL_XDA_P_READS	BIGINT	pool_xda_p_reads - Buffer Pool XDA Data Physical Reads
POOL_XDA_WRITES	BIGINT	pool_xda_writes - Buffer Pool XDA Data Writes
POOL_READ_TIME	BIGINT	pool_read_time - Total buffer pool physical read time
POOL_WRITE_TIME	BIGINT	pool_write_time - Total buffer pool physical write time
POOL_ASYNC_DATA_READS	BIGINT	pool_async_data_reads - Buffer pool asynchronous data reads
POOL_ASYNC_DATA_WRITES	BIGINT	pool_async_data_writes - Buffer pool asynchronous data writes
POOL_ASYNC_INDEX_READS	BIGINT	pool_async_index_reads - Buffer pool asynchronous index reads
POOL_ASYNC_INDEX_WRITES	BIGINT	pool_async_index_writes - Buffer pool asynchronous index writes
POOL_ASYNC_XDA_READS	BIGINT	pool_async_xda_reads - Buffer Pool Asynchronous XDA Data Reads
POOL_ASYNC_XDA_WRITES	BIGINT	pool_async_xda_writes - Buffer Pool Asynchronous XDA Data Writes
POOL_ASYNC_READ_TIME	BIGINT	pool_async_read_time - Buffer pool asynchronous read time
POOL_ASYNC_WRITE_TIME	BIGINT	pool_async_write_time - Buffer pool asynchronous write time
POOL_ASYNC_DATA_READ_REQS	BIGINT	pool_async_data_read_reqs - Buffer pool asynchronous read requests
POOL_ASYNC_INDEX_READ_REQS	BIGINT	pool_async_index_read_reqs - Buffer pool asynchronous index read requests
POOL_ASYNC_XDA_READ_REQS	BIGINT	pool_async_xda_read_reqs - Buffer Pool Asynchronous XDA Read Requests
DIRECT_READS	BIGINT	direct_reads - Direct reads from database
DIRECT_WRITES	BIGINT	direct_writes - Direct writes to database
DIRECT_READ_REQS	BIGINT	direct_read_reqs - Direct read requests
DIRECT_WRITE_REQS	BIGINT	direct_write_reqs - Direct write requests
DIRECT_READ_TIME	BIGINT	direct_read_time - Direct read time

Table 281. Information returned by the SNAPBP administrative view and the SNAP_GET_BP table function (continued)

Column name	Data type	Description or corresponding monitor element
DIRECT_WRITE_TIME	BIGINT	direct_write_time - Direct write time
UNREAD_PREFETCH_PAGES	BIGINT	unread_prefetch_pages - Unread prefetch pages
FILES_CLOSED	BIGINT	files_closed - Database files closed
POOL_TEMP_DATA_L_READS	BIGINT	pool_temp_data_l_reads - Buffer pool temporary data logical reads
POOL_TEMP_DATA_P_READS	BIGINT	pool_temp_data_p_reads - Buffer pool temporary data physical reads
POOL_TEMP_INDEX_L_READS	BIGINT	pool_temp_index_l_reads - Buffer pool temporary index logical reads
POOL_TEMP_INDEX_P_READS	BIGINT	pool_temp_index_p_reads - Buffer pool temporary index physical reads
POOL_TEMP_XDA_L_READS	BIGINT	pool_temp_xda_l_reads - Buffer Pool Temporary XDA Data Logical Reads
POOL_TEMP_XDA_P_READS	BIGINT	pool_temp_xda_p_reads - Buffer Pool Temporary XDA Data Physical Reads monitor element
POOL_NO_VICTIM_BUFFER	BIGINT	pool_no_victim_buffer - Buffer pool no victim buffers
PAGES_FROM_BLOCK_IOS	BIGINT	pages_from_block_ios - Total number of pages read by block I/O
PAGES_FROM_VECTORED_IOS	BIGINT	pages_from_vectored_ios - Total pages read by vectored I/O
VECTORED_IOS	BIGINT	vectored_ios - Number of vectored I/O requests
DBPARTITIONNUM	SMALLINT	dbpartitionnum - Database partition number monitor element
MEMBER	SMALLINT	member - Database member monitor element

SNAPBP_PART administrative view and SNAP_GET_BP_PART table function - Retrieve bufferpool_nodeinfo logical data group snapshot information

The SNAPBP_PART administrative view and the SNAP_GET_BP_PART table function return information about buffer pools from a bufferpool snapshot, in particular, the bufferpool_nodeinfo logical data group.

Important: The SNAPBP_PART administrative view and the SNAP_GET_BP_PART table function are deprecated and have been replaced by the [“MON_GET_BUFFERPOOL table function - Get buffer pool metrics”](#) on page 513.

Depending on if you are using the administrative view or the table function, refer to one of the following sections:

- [“SNAPBP_PART administrative view”](#) on page 1322

- [“SNAP_GET_BP_PART table function” on page 1323](#)

SNAPBP_PART administrative view

This administrative view allows you to retrieve bufferpool_nodeinfo logical data group snapshot information for the currently connected database.

Used with the MON_GET_BUFFERPOOL table function, the SNAPBP_PART administrative view provides the data equivalent to the **GET SNAPSHOT FOR BUFFERPOOLS ON database-alias** CLP command.

The schema is SYSIBMADM.

Refer to [Table 282 on page 1324](#) for a complete list of information that can be returned.

Authorization

One of the following authorizations is required to use the view:

- SELECT privilege on the SNAPBP_PART administrative view
- CONTROL privilege on the SNAPBP_PART administrative view
- DATAACCESS authority
- DBADM authority
- SQLADM authority
- ACCESSCTRL authority
- SECADM authority

One of the following is required to use the table function:

- EXECUTE privilege on the SNAP_GET_BP_PART table function
- DATAACCESS authority
- DBADM authority
- SQLADM authority

In addition, to access snapshot monitor data, one of the following authorities is also required:

- SYSMON
- SYSCTRL
- SYSMAINT
- SYSADM

Default PUBLIC privilege

In a non-restrictive database, SELECT privilege is granted to PUBLIC when the view is automatically created.

Example

Retrieve data for all bufferpools when connected to SAMPLE database.

```
SELECT SUBSTR(DB_NAME,1,8) AS DB_NAME, SUBSTR(BP_NAME,1,15) AS BP_NAME,
       BP_CUR_BUFFSZ, BP_NEW_BUFFSZ, BP_PAGES_LEFT_T0_REMOVE, BP_TBSP_USE_COUNT
FROM SYSIBMADM.SNAPBP_PART
```

The following is an example of output from this query.

DB_NAME	BP_NAME	BP_CUR_BUFFSZ	BP_NEW_BUFFSZ	...
SAMPLE	IBMDEFAULTBP	1000	1000	...
SAMPLE	IBMSYSTEMBP4K	16	16	...
SAMPLE	IBMSYSTEMBP8K	16	16	...
SAMPLE	IBMSYSTEMBP16K	16	16	...

then the SNAP_GET_BP_V95 table function takes a snapshot for the currently connected database and database member number.

Authorization

One of the following authorizations is required:

- EXECUTE privilege on the SNAP_GET_BP_V95 table function
- DATAACCESS authority

In addition, to access snapshot monitor data, one of the following authorities is also required:

- SYSMON
- SYSCTRL
- SYSMAINT
- SYSADM

Default PUBLIC privilege

In a non-restrictive database, EXECUTE privilege is granted to PUBLIC when the function is automatically created.

Example

Retrieve total physical and logical reads for all bufferpools for all active databases for the currently connected database member.

```
SELECT SUBSTR(T.DB_NAME,1,10) AS DB_NAME,
SUBSTR(T.BP_NAME,1,20) AS BP_NAME,
(T.POOL_DATA_L_READS+T.POOL_INDEX_L_READS) AS TOTAL_LOGICAL_READS,
(T.POOL_DATA_P_READS+T.POOL_INDEX_P_READS) AS TOTAL_PHYSICAL_READS,
T.DBPARTITIONNUM
FROM TABLE(SNAP_GET_BP_V95(CAST(NULL AS VARCHAR(128)), -1)) AS T
```

The following is an example of output from this query.

```
DB_NAME      BP_NAME      TOTAL_LOGICAL_READS  ...
-----
SAMPLE      IBMDEFAULTBP      0 ...
TOOLSDB     IBMDEFAULTBP      0 ...
TOOLSDB     BP32K0000         0 ...

3 record(s) selected.
```

Output from this query (continued).

```
... TOTAL_PHYSICAL_READS  DBPARTITIONNUM
... -----
... 0 0
... 0 0
... 0 0
```

Information returned

<i>Table 283. Information returned by the SNAP_GET_BP_V95 table function</i>		
Column name	Data type	Description or corresponding monitor element
SNAPSHOT_TIMESTAMP	TIMESTAMP	The date and time that the snapshot was taken.
BP_NAME	VARCHAR(128)	bp_name - Buffer pool name
DB_NAME	VARCHAR(128)	db_name - Database name

Table 283. Information returned by the SNAP_GET_BP_V95 table function (continued)

Column name	Data type	Description or corresponding monitor element
DB_PATH	VARCHAR(1024)	db_path - Database path
INPUT_DB_ALIAS	VARCHAR(128)	input_db_alias - Input database alias
POOL_DATA_L_READS	BIGINT	pool_data_l_reads - Buffer pool data logical reads
POOL_DATA_P_READS	BIGINT	pool_data_p_reads - Buffer pool data physical reads
POOL_DATA_WRITES	BIGINT	pool_data_writes - Buffer pool data writes
POOL_INDEX_L_READS	BIGINT	pool_index_l_reads - Buffer pool index logical reads
POOL_INDEX_P_READS	BIGINT	pool_index_p_reads - Buffer pool index physical reads
POOL_INDEX_WRITES	BIGINT	pool_index_writes - Buffer pool index writes
POOL_XDA_L_READS	BIGINT	pool_xda_l_reads - Buffer Pool XDA Data Logical Reads
POOL_XDA_P_READS	BIGINT	pool_xda_p_reads - Buffer Pool XDA Data Physical Reads
POOL_XDA_WRITES	BIGINT	pool_xda_writes - Buffer Pool XDA Data Writes
POOL_READ_TIME	BIGINT	pool_read_time - Total buffer pool physical read time
POOL_WRITE_TIME	BIGINT	pool_write_time - Total buffer pool physical write time
POOL_ASYNC_DATA_READS	BIGINT	pool_async_data_reads - Buffer pool asynchronous data reads
POOL_ASYNC_DATA_WRITES	BIGINT	pool_async_data_writes - Buffer pool asynchronous data writes
POOL_ASYNC_INDEX_READS	BIGINT	pool_async_index_reads - Buffer pool asynchronous index reads
POOL_ASYNC_INDEX_WRITES	BIGINT	pool_async_index_writes - Buffer pool asynchronous index writes
POOL_ASYNC_XDA_READS	BIGINT	pool_async_xda_reads - Buffer Pool Asynchronous XDA Data Reads
POOL_ASYNC_XDA_WRITES	BIGINT	pool_async_xda_writes - Buffer Pool Asynchronous XDA Data Writes
POOL_ASYNC_READ_TIME	BIGINT	pool_async_read_time - Buffer pool asynchronous read time
POOL_ASYNC_WRITE_TIME	BIGINT	pool_async_write_time - Buffer pool asynchronous write time

Table 283. Information returned by the SNAP_GET_BP_V95 table function (continued)

Column name	Data type	Description or corresponding monitor element
POOL_ASYNC_DATA_READ_REQS	BIGINT	pool_async_data_read_reqs - Buffer pool asynchronous read requests
POOL_ASYNC_INDEX_READ_REQS	BIGINT	pool_async_index_read_reqs - Buffer pool asynchronous index read requests
POOL_ASYNC_XDA_READ_REQS	BIGINT	pool_async_xda_read_reqs - Buffer Pool Asynchronous XDA Read Requests
DIRECT_READS	BIGINT	direct_reads - Direct reads from database
DIRECT_WRITES	BIGINT	direct_writes - Direct writes to database
DIRECT_READ_REQS	BIGINT	direct_read_reqs - Direct read requests
DIRECT_WRITE_REQS	BIGINT	direct_write_reqs - Direct write requests
DIRECT_READ_TIME	BIGINT	direct_read_time - Direct read time
DIRECT_WRITE_TIME	BIGINT	direct_write_time - Direct write time
UNREAD_PREFETCH_PAGES	BIGINT	unread_prefetch_pages - Unread prefetch pages
FILES_CLOSED	BIGINT	files_closed - Database files closed
POOL_TEMP_DATA_L_READS	BIGINT	pool_temp_data_l_reads - Buffer pool temporary data logical reads
POOL_TEMP_DATA_P_READS	BIGINT	pool_temp_data_p_reads - Buffer pool temporary data physical reads
POOL_TEMP_INDEX_L_READS	BIGINT	pool_temp_index_l_reads - Buffer pool temporary index logical reads
POOL_TEMP_INDEX_P_READS	BIGINT	pool_temp_index_p_reads - Buffer pool temporary index physical reads
POOL_TEMP_XDA_L_READS	BIGINT	pool_temp_xda_l_reads - Buffer Pool Temporary XDA Data Logical Reads
POOL_TEMP_XDA_P_READS	BIGINT	pool_temp_xda_p_reads - Buffer Pool Temporary XDA Data Physical Reads monitor element
POOL_NO_VICTIM_BUFFER	BIGINT	pool_no_victim_buffer - Buffer pool no victim buffers
PAGES_FROM_BLOCK_IOS	BIGINT	pages_from_block_ios - Total number of pages read by block I/O
PAGES_FROM_VECTORED_IOS	BIGINT	pages_from_vectored_ios - Total pages read by vectored I/O
VECTORED_IOS	BIGINT	vectored_ios - Number of vectored I/O requests
DBPARTITIONNUM	SMALLINT	dbpartitionnum - Database partition number monitor element

SNAPCONTAINER administrative view and SNAP_GET_CONTAINER table function - Retrieve tablespace_container logical data group snapshot information

The SNAPCONTAINER administrative view and the SNAP_GET_CONTAINER table function return table space snapshot information from the tablespace_container logical data group.

Important: The SNAPCONTAINER administrative view and the SNAP_GET_CONTAINER table function are deprecated and have been replaced by the [“MON_GET_CONTAINER table function - Get table space container metrics”](#) on page 568.

Depending on if you are using the administrative view or the table function, refer to one of the following sections:

- [“SNAPCONTAINER administrative view”](#) on page 1329
- [“SNAP_GET_CONTAINER table function”](#) on page 1330

SNAPCONTAINER administrative view

This administrative view allows you to retrieve tablespace_container logical data group snapshot information for the currently connected database.

Used with the MON_GET_TABLESPACE table function and the SNAPTbsp_QUIESCER SNAPTbsp_RANGE administrative view, the SNAPCONTAINER administrative view returns data equivalent to the **GET SNAPSHOT FOR TABLESPACES ON database-alias** CLP command.

The schema is SYSIBMADM.

Refer to [Table 284 on page 1332](#) for a complete list of information that can be returned.

Authorization

One of the following authorizations is required to use the view:

- SELECT privilege on the SNAPCONTAINER administrative view
- CONTROL privilege on the SNAPCONTAINER administrative view
- DATAACCESS authority
- DBADM authority
- SQLADM authority

One of the following is required to use the table function:

- EXECUTE privilege on the SNAP_GET_CONTAINER table function
- DATAACCESS authority
- DBADM authority
- SQLADM authority

In addition, to access snapshot monitor data, one of the following authorities is also required:

- SYSMON
- SYSCTRL
- SYSMAINT
- SYSADM

Default PUBLIC privilege

In a non-restrictive database, SELECT privilege is granted to PUBLIC when the view is automatically created.

Example

Retrieve details for the table space containers for all database members for the currently connected database.

```
SELECT SNAPSHOT_TIMESTAMP, SUBSTR(TBSP_NAME, 1, 15) AS TBSP_NAME,  
       TBSP_ID, SUBSTR(CONTAINER_NAME, 1, 20) AS CONTAINER_NAME,  
       CONTAINER_ID, CONTAINER_TYPE, ACCESSIBLE, DBPARTITIONNUM  
FROM SYSIBMADM.SNAPCONTAINER ORDER BY DBPARTITIONNUM
```

The following is an example of output from this query.

SNAPSHOT_TIMESTAMP	TBSP_NAME	TBSP_ID	...
2006-01-08-16.49.24.639945	SYSCATSPACE	0	...
2006-01-08-16.49.24.639945	TEMPSPACE1	1	...
2006-01-08-16.49.24.639945	USERSPACE1	2	...
2006-01-08-16.49.24.639945	SYSTOOLSPACE	3	...
2006-01-08-16.49.24.640747	TEMPSPACE1	1	...
2006-01-08-16.49.24.640747	USERSPACE1	2	...
2006-01-08-16.49.24.639981	TEMPSPACE1	1	...
2006-01-08-16.49.24.639981	USERSPACE1	2	...

8 record(s) selected.

Output from this query (continued).

...	CONTAINER_NAME	CONTAINER_ID	CONTAINER_TYPE	...
...	/home/swalkty/swalkt	0	FILE_EXTENT_TAG	...
...	/home/swalkty/swalkt	0	PATH	...
...	/home/swalkty/swalkt	0	FILE_EXTENT_TAG	...
...	/home/swalkty/swalkt	0	FILE_EXTENT_TAG	...
...	/home/swalkty/swalkt	0	PATH	...
...	/home/swalkty/swalkt	0	FILE_EXTENT_TAG	...
...	/home/swalkty/swalkt	0	PATH	...
...	/home/swalkty/swalkt	0	FILE_EXTENT_TAG	...

Output from this query (continued).

...	ACCESSIBLE	DBPARTITIONNUM
...	1	0
...	1	0
...	1	0
...	1	0
...	1	1
...	1	1
...	1	2
...	1	2

SNAP_GET_CONTAINER table function

The SNAP_GET_CONTAINER table function returns the same information as the SNAPCONTAINER administrative view, but allows you to retrieve the information for a specific database on a specific database member, aggregate of all database members or all database members.

Used with the SNAP_GET_TBSP, SNAP_GET_TBSP_PART, SNAP_GET_TBSP_QUIESCER and SNAP_GET_TBSP_RANGE table functions, the SNAP_GET_CONTAINER table function returns data equivalent to the **GET SNAPSHOT FOR TABLESPACES ON database-alias** CLP command.

Refer to [Table 284 on page 1332](#) for a complete list of information that can be returned.

Syntax

```
➔ SNAP_GET_CONTAINER ( ( — dbname ————— ) — ) ➔  
                      , member
```

The schema is SYSPROC.

Table function parameters

dbname

An input argument of type VARCHAR(128) that specifies a valid database name in the same instance as the currently connected database. Specify a database name that has a directory entry type of either "Indirect" or "Home", as returned by the **LIST DATABASE DIRECTORY** command. Specify NULL or empty string to take the snapshot from the currently connected database.

member

An optional input argument of type INTEGER that specifies a valid database member number. Specify -1 for the current database member, or -2 for an aggregate of all active database members. If *dbname* is not set to NULL and *member* is set to NULL, -1 is set implicitly for *member*. If this input option is not used, that is, only *dbname* is provided, data is returned from all members where the database is active.

If both *dbname* and *member* are set to NULL, an attempt is made to read data from the file created by SNAP_WRITE_FILE procedure. Note that this file could have been created at any time, which means that the data might not be current. If a file with the corresponding snapshot API request type does not exist, then the SNAP_GET_CONTAINER table function takes a snapshot for the currently connected database and database member.

Authorization

One of the following authorizations is required:

- EXECUTE privilege on the SNAP_GET_CONTAINER table function
- DATAACCESS authority

In addition, to access snapshot monitor data, one of the following authorities is also required:

- SYSMON
- SYSCTRL
- SYSMAINT
- SYSADM

Default PUBLIC privilege

In a non-restrictive database, EXECUTE privilege is granted to PUBLIC when the function is automatically created.

Example

Retrieve details for the table space containers on the currently connected database on the currently connected database member.

```
SELECT SNAPSHOT_TIMESTAMP, TBSP_NAME, TBSP_ID, CONTAINER_NAME,  
       CONTAINER_ID, CONTAINER_TYPE, ACCESSIBLE  
FROM TABLE(SNAP_GET_CONTAINER('',-1)) AS T
```

The following is an example of output from this query.

SNAPSHOT_TIMESTAMP	TBSP_NAME	TBSP_ID	...
2005-04-25-14.42.10.899253	SYSCATSPACE	0	...
2005-04-25-14.42.10.899253	TEMPSPACE1	1	...
2005-04-25-14.42.10.899253	USERSPACE1	2	...
2005-04-25-14.42.10.899253	SYSTOOLSPACE	3	...
2005-04-25-14.42.10.899253	MYTEMP	4	...
2005-04-25-14.42.10.899253	WHATSOEVERTEMPSPACE	5	...

Output from this query (continued).

...	CONTAINER_NAME	CONTAINER_ID	...
...	-----	-----	...

```

... D:\DB2\NODE0000\SQL00002\SQLT0000.0      0 ...
... D:\DB2\NODE0000\SQL00002\SQLT0001.0      0 ...
... D:\DB2\NODE0000\SQL00002\SQLT0002.0      0 ...
... D:\DB2\NODE0000\SQL00002\SYSTOOLSPACE     0 ...
... D:\DB2\NODE0000\SQL003                    0 ...
... d:\DGTTSWhatsNewContainer                 0 ...

```

Output from this query (continued).

```

... CONTAINER_TYPE ACCESSIBLE
... -----
... CONT_PATH          1
... CONT_PATH          1
... CONT_PATH          1
... CONT_PATH          1
... CONT_PATH          1
... CONT_PATH          1
... CONT_PATH          1

```

Information returned

NOTE: The BUFFERPOOL database manager monitor switch must be turned on in order for the file system information to be returned.

<i>Table 284. Information returned by the SNAPCONTAINER administrative view and the SNAP_GET_CONTAINER table function</i>		
Column name	Data type	Description or corresponding monitor element
SNAPSHOT_TIMESTAMP	TIMESTAMP	The date and time that the snapshot was taken.
TBSP_NAME	VARCHAR(128)	tablespace_name - Table space name
TBSP_ID	BIGINT	tablespace_id - Table space identification
CONTAINER_NAME	VARCHAR(256)	container_name - Container name
CONTAINER_ID	BIGINT	container_id - Container identification
CONTAINER_TYPE	VARCHAR(16)	container_type - Container type. This is a text identifier based on the defines in sqlutil.h and is one of: <ul style="list-style-type: none"> • DISK_EXTENT_TAG • DISK_PAGE_TAG • FILE_EXTENT_TAG • FILE_PAGE_TAG • PATH
TOTAL_PAGES	BIGINT	container_total_pages - Total pages in container
USABLE_PAGES	BIGINT	container_usable_pages - Usable pages in container
ACCESSIBLE	SMALLINT	container_accessible - Accessibility of container
STRIPE_SET	BIGINT	container_stripe_set - Stripe set
DBPARTITIONNUM	SMALLINT	dbpartitionnum - Database partition number monitor element

Table 284. Information returned by the SNAPCONTAINER administrative view and the SNAP_GET_CONTAINER table function (continued)

Column name	Data type	Description or corresponding monitor element
FS_ID	VARCHAR(22)	fs_id - Unique file system identification number
FS_TOTAL_SIZE	BIGINT	fs_total_size - Total size of a file system
FS_USED_SIZE	BIGINT	fs_used_size - Amount of space used on a file system

SNAP_GET_CONTAINER_V91 table function - Retrieve tablespace_container logical data group snapshot information

SNAP_GET_CONTAINER_V91 returns table space snapshot information from the tablespace_container logical data group.

Note: This table function has been deprecated and replaced by the [SNAPCONTAINER administrative view](#) and [SNAP_GET_CONTAINER table function](#)

Refer to [Table 285 on page 1334](#) for a complete list of information that can be returned.

Syntax

```

➤ SNAP_GET_CONTAINER_V91 ( ( — dbname ————— ) — ) ➤
                        { , dbpartitionnum }

```

The schema is SYSPROC.

Table function parameters

dbname

An input argument of type VARCHAR(128) that specifies a valid database name in the same instance as the currently connected database. Specify a database name that has a directory entry type of either "Indirect" or "Home", as returned by the **LIST DATABASE DIRECTORY** command. Specify NULL or empty string to take the snapshot from the currently connected database.

dbpartitionnum

An optional input argument of type INTEGER that specifies a valid database partition number. Specify -1 for the current database partition, or -2 for an aggregate of all active database partitions. If *dbname* is not set to NULL and *dbpartitionnum* is set to NULL, -1 is set implicitly for *dbpartitionnum*. If this input option is not used, that is, only *dbname* is provided, data is returned from all active database partitions. An active database partition is a partition where the database is available for connection and use by applications.

If both *dbname* and *dbpartitionnum* are set to NULL, an attempt is made to read data from the file created by SNAP_WRITE_FILE procedure. Note that this file could have been created at any time, which means that the data might not be current. If a file with the corresponding snapshot API request type does not exist, then the SNAP_GET_CONTAINER_V91 table function takes a snapshot for the currently connected database and database partition number.

Authorization

One of the following authorizations is required:

- EXECUTE privilege on the SNAP_GET_CONTAINER_V91 table function
- DATAACCESS authority

In addition, to access snapshot monitor data, one of the following authorities is also required:

- SYSMON
- SYSCTRL
- SYSMANT
- SYSADM

Default PUBLIC privilege

In a non-restrictive database, EXECUTE privilege is granted to PUBLIC when the function is automatically created.

Example

Retrieve details for the table space containers on the currently connected database on the currently connected database partition.

```
SELECT SNAPSHOT_TIMESTAMP, TBSP_NAME, TBSP_ID, CONTAINER_NAME,
       CONTAINER_ID, CONTAINER_TYPE, ACCESSIBLE
FROM TABLE(SNAP_GET_CONTAINER_V91(' ', -1)) AS T
```

The following is an example of output from this query.

SNAPSHOT_TIMESTAMP	TBSP_NAME	TBSP_ID	...
2005-04-25-14.42.10.899253	SYSCATSPACE	0	...
2005-04-25-14.42.10.899253	TEMPSPACE1	1	...
2005-04-25-14.42.10.899253	USERSPACE1	2	...
2005-04-25-14.42.10.899253	SYSTOOLSPACE	3	...
2005-04-25-14.42.10.899253	MYTEMP	4	...
2005-04-25-14.42.10.899253	WHATSOEVERTEMPSPACE	5	...

Output from this query (continued).

...	CONTAINER_NAME	CONTAINER_ID	...
...	D:\DB2\NODE0000\SQL00002\SQLT0000.0	0	...
...	D:\DB2\NODE0000\SQL00002\SQLT0001.0	0	...
...	D:\DB2\NODE0000\SQL00002\SQLT0002.0	0	...
...	D:\DB2\NODE0000\SQL00002\SYSTOOLSPACE	0	...
...	D:\DB2\NODE0000\SQL003	0	...
...	d:\DGTTS\WhatsNewContainer	0	...

Output from this query (continued).

...	CONTAINER_TYPE	ACCESSIBLE
...	CONT_PATH	1
...	CONT_PATH	1
...	CONT_PATH	1
...	CONT_PATH	1
...	CONT_PATH	1
...	CONT_PATH	1

Information returned

NOTE: The **bufferpool** database manager monitor switch must be turned on in order for the file system information to be returned.

Table 285. Information returned by the SNAP_GET_CONTAINER_V91 table function		
Column name	Data type	Description or corresponding monitor element
SNAPSHOT_TIMESTAMP	TIMESTAMP	The date and time that the snapshot was taken.

Table 285. Information returned by the SNAP_GET_CONTAINER_V91 table function (continued)

Column name	Data type	Description or corresponding monitor element
TBSP_NAME	VARCHAR(128)	tablespace_name - Table space name
TBSP_ID	BIGINT	tablespace_id - Table space identification
CONTAINER_NAME	VARCHAR(256)	container_name - Container name
CONTAINER_ID	BIGINT	container_id - Container identification
CONTAINER_TYPE	VARCHAR(16)	container_type - Container type. This is a text identifier based on the defines in <code>sqlutil.h</code> and is one of: <ul style="list-style-type: none"> • DISK_EXTENT_TAG • DISK_PAGE_TAG • FILE_EXTENT_TAG • FILE_PAGE_TAG • PATH
TOTAL_PAGES	BIGINT	container_total_pages - Total pages in container
USABLE_PAGES	BIGINT	container_usable_pages - Usable pages in container
ACCESSIBLE	SMALLINT	container_accessible - Accessibility of container
STRIPE_SET	BIGINT	container_stripe_set - Stripe set
DBPARTITIONNUM	SMALLINT	dbpartitionnum - Database partition number monitor element
FS_ID	VARCHAR(22)	fs_id - Unique file system identification number
FS_TOTAL_SIZE	BIGINT	fs_total_size - Total size of a file system
FS_USED_SIZE	BIGINT	fs_used_size - Amount of space used on a file system

SNAPDB administrative view and SNAP_GET_DB table function - Retrieve snapshot information from the dbase logical group

The SNAPDB administrative view and the SNAP_GET_DB table function return snapshot information from the database (dbase) logical group.

Important: The SNAPDB administrative view and SNAP_GET_DB table function are deprecated and have been replaced by the [“MON_GET_DATABASE table function - Get database metrics” on page 571](#) and [“MON_GET_TRANSACTION_LOG table function - Get log information” on page 843](#).

Depending on if you are using the administrative view or the table function, refer to one of the following sections:

- [“SNAPDB administrative view” on page 1336](#)
- [“SNAP_GET_DB table function” on page 1337](#)

SNAPDB administrative view

This administrative view allows you to retrieve snapshot information from the dbase logical group for the currently connected database.

Used in conjunction with ADMIN_GET_STORAGE_PATHS table function, MON_GET_MEMORY_POOL, MON_GET_TRANSACTION_LOG, and MON_GET_HADR, the SNAPDB administrative view provides information equivalent to the **GET SNAPSHOT FOR DATABASE on database-alias** CLP command.

The schema is SYSIBMADM.

Refer to [Table 286 on page 1339](#) for a complete list of information that is returned.

Authorization

One of the following authorizations is required to use the view:

- SELECT privilege on the SNAPDB administrative view
- CONTROL privilege on the SNAPDB administrative view
- DATAACCESS authority
- DBADM authority
- SQLADM authority
- ACCESSCTRL authority
- SECADM authority

One of the following is required to use the table function:

- EXECUTE privilege on the SNAP_GET_DB table function
- DATAACCESS authority
- DBADM authority
- SQLADM authority

In addition, to access snapshot monitor data, one of the following authorities is also required:

- SYSMON
- SYSCTRL
- SYSMAINT
- SYSADM

Default PUBLIC privilege

In a non-restrictive database, SELECT privilege is granted to PUBLIC when the view is automatically created.

Examples

Retrieve the status, platform, location, and connect time for all database members of the currently connected database.

```
SELECT SUBSTR(DB_NAME, 1, 20) AS DB_NAME, DB_STATUS, SERVER_PLATFORM,
       DB_LOCATION, DB_CONN_TIME, DBPARTITIONNUM
FROM SYSIBMADM.SNAPDB ORDER BY DBPARTITIONNUM
```

The following is an example of output from this query.

DB_NAME	DB_STATUS	SERVER_PLATFORM	DB_LOCATION	...
TEST	ACTIVE	AIX64	LOCAL	...
TEST	ACTIVE	AIX64	LOCAL	...
TEST	ACTIVE	AIX64	LOCAL	...

```
3 record(s) selected.
```

Output from this query (continued).

```
... DB_CONN_TIME          DBPARTITIONNUM
... -----
... 2006-01-08-16.48.30.665477      0
... 2006-01-08-16.48.34.005328      1
... 2006-01-08-16.48.34.007937      2
```

This routine can be used by calling the following on the command line:

```
SELECT TOTAL_OLAP_FUNCS, OLAP_FUNC_OVERFLOWS, ACTIVE_OLAP_FUNCS
FROM SYSIBMADM.SNAPDB

TOTAL_OLAP_FUNCS    OLAP_FUNC_OVERFLOWS    ACTIVE_OLAP_FUNCS
-----
                7                        2                        1

1 record(s) selected.
```

After running a workload, a user can use the following query:

```
SELECT STATS_CACHE_SIZE, STATS_FABRICATIONS, SYNC_RUNSTATS,
ASYNC_RUNSTATS, STATS_FABRICATE_TIME, SYNC_RUNSTATS_TIME
FROM SYSIBMADM.SNAPDB

STATS_CACHE_SIZE    STATS_FABRICATIONS    SYNC_RUNSTATS    ASYNC_RUNSTATS    ...
-----
                128                        2                        1                        0 ...

... STATS_FABRICATE_TIME    SYNC_RUNSTATS_TIME
... -----
...                10                        100

1 record(s) selected.
```

SNAP_GET_DB table function

The SNAP_GET_DB table function returns the same information as the SNAPDB administrative view.

Used in conjunction with the ADMIN_GET_STORAGE_PATHS table function, MON_GET_MEMORY_POOL, MON_GET_TRANSACTION_LOG, and MON_GET_HADR table functions, the SNAP_GET_DB table function provides information equivalent to the **GET SNAPSHOT FOR ALL DATABASES** CLP command.

Refer to [Table 286 on page 1339](#) for a complete list of information that is returned.

Syntax

```
➤ SNAP_GET_DB ( ( dbname [ , member ] ) ) ➤
```

The schema is SYSPROC.

Table function parameters

dbname

An input argument of type VARCHAR(128) that specifies a valid database name in the same instance as the currently connected database. Specify a database name that has a directory entry type of either "Indirect" or "Home", as returned by the **LIST DATABASE DIRECTORY** command. Specify an empty string to take the snapshot from the currently connected database. Specify a NULL value to take the snapshot from all databases within the same instance as the currently connected database.

member

An optional input argument of type INTEGER that specifies a valid database member number. Specify -1 for the current database member, or -2 for an aggregate of all active database members. If

dbname is not set to NULL and *member* is set to NULL, -1 is set implicitly for *member*. If this input option is not used, that is, only *dbname* is provided, data is returned from all active database members. An active database member is a member where the database is available for connection and use by applications.

If both *dbname* and *member* are set to NULL, an attempt is made to read data from the file created by SNAP_WRITE_FILE procedure. Note that this file could have been created at any time, which means that the data might not be current. If a file with the corresponding snapshot API request type does not exist, then the SNAP_GET_DB table function takes a snapshot for the currently connected database and database member number.

Authorization

One of the following authorizations is required:

- EXECUTE privilege on the SNAP_GET_DB table function
- DATAACCESS authority

In addition, to access snapshot monitor data, one of the following authorities is also required:

- SYSMON
- SYSCTRL
- SYSMAINT
- SYSADM

Default PUBLIC privilege

In a non-restrictive database, EXECUTE privilege is granted to PUBLIC when the function is automatically created.

Examples

Example 1: Retrieve the status, platform, location, and connect time as an aggregate view across all database members of the currently connected database.

```
SELECT SUBSTR(DB_NAME, 1, 20) AS DB_NAME, DB_STATUS, SERVER_PLATFORM,
       DB_LOCATION, DB_CONN_TIME FROM TABLE(SNAP_GET_DB(' ', -2)) AS T
```

The following is an example of output from this query.

```
DB_NAME      DB_STATUS    SERVER_PLATFORM ...
-----
SAMPLE      ACTIVE       AIX64          ...

1 record(s) selected.
```

Output from this query (continued).

```
... DB_LOCATION DB_CONN_TIME
... -----
... LOCAL       2005-07-24-22.09.22.013196
```

Example 2: Retrieve the status, platform, location, and connect time as an aggregate view across all database members for all active databases in the same instance that contains the currently connected database.

```
SELECT SUBSTR(DB_NAME, 1, 20) AS DB_NAME, DB_STATUS, SERVER_PLATFORM,
       DB_LOCATION, DB_CONN_TIME
FROM TABLE(SNAP_GET_DB(CAST (NULL AS VARCHAR(128)), -2)) AS T
```

The following is an example of output from this query.

```
DB_NAME      DB_STATUS    SERVER_PLATFORM ...
-----
-----
```



```

TOOLSDB      ACTIVE      AIX64      ...
SAMPLE      ACTIVE      AIX64      ...

```

Output from this query (continued).

```

... DB_LOCATION  DB_CONN_TIME
... -----
... LOCAL      2005-07-24-22.26.54.396335
... LOCAL      2005-07-24-22.09.22.013196

```

Example 3: This routine can be used by calling the following on the command line:

When connected to a database:

```

SELECT TOTAL_OLAP_FUNCS, OLAP_FUNC_OVERFLOWS, ACTIVE_OLAP_FUNCS
FROM TABLE (SNAP_GET_DB('', 0)) AS T

```

The output will look like:

```

TOTAL_OLAP_FUNCS  OLAP_FUNC_OVERFLOWS  ACTIVE_OLAP_FUNCS
-----
                7                2                1

```

1 record(s) selected.

Example 4: After running a workload, a user can use the following query with the table function.

```

SELECT STATS_CACHE_SIZE, STATS_FABRICATIONS, SYNC_RUNSTATS,
ASYNC_RUNSTATS, STATS_FABRICATE_TIME, SYNC_RUNSTATS_TIME
FROM TABLE (SNAP_GET_DB('mytestdb', -1)) AS SNAPDB

```

```

STATS_CACHE_SIZE  STATS_FABRICATIONS  SYNC_RUNSTATS  ASYNC_RUNSTATS  ...
-----
                200                1                2                0 ...

```

Continued

```

... STATS_FABRICATE_TIME  SYNC_RUNSTATS_TIME
... -----
...                2                32

```

1 record(s) selected.

Example 5: The following example shows how you can use the SNAP_GET_DB table function to determine the status of a database:

```

SELECT SUBSTR
(DB_NAME, 1, 20) AS DB_NAME, DB_STATUS
FROM table(SNAP_GET_DB('had:rdb', 0))

```

```

DB_NAME          DB_STATUS
-----
HADRDDB          ACTIVE_STANDBY

```

Information returned

<i>Table 286. Information returned by the SNAPDB administrative view and SNAP_GET_DB table function</i>		
Column name	Data type	Description or corresponding monitor element
SNAPSHOT_TIMESTAMP	TIMESTAMP	The date and time that the snapshot was taken.
DB_NAME	VARCHAR(128)	db_name - Database name
DB_PATH	VARCHAR(1024)	db_path - Database path
INPUT_DB_ALIAS	VARCHAR(128)	input_db_alias - Input database alias

Table 286. Information returned by the SNAPDB administrative view and SNAP_GET_DB table function (continued)

Column name	Data type	Description or corresponding monitor element
DB_STATUS	VARCHAR(16)	db_status - Status of database. This interface returns a text identifier based on defines in sqlmon.h, and is one of: <ul style="list-style-type: none"> • ACTIVE • QUIESCE_PEND • QUIESCED • ROLLFWD • ACTIVE_STANDBY - the HADR database is in a standby mode with reads on standby enabled. • STANDBY - the HADR database is in standby mode (reads on standby are not enabled).
CATALOG_PARTITION	SMALLINT	catalog_node - Catalog database partition number
CATALOG_PARTITION_NAME	VARCHAR(128)	catalog_node_name - Catalog database partition network name

Table 286. Information returned by the SNAPDB administrative view and SNAP_GET_DB table function (continued)

Column name	Data type	Description or corresponding monitor element
SERVER_PLATFORM	VARCHAR(12)	<p>server_platform - Server operating system. This interface returns a text identifier based on defines in sqlmon.h, and is one of:</p> <ul style="list-style-type: none"> • AIX • AIX64 • AS400_DRDA • DOS • DYNIX • HP • HP64 • HPIA • HPIA64 • LINUX • LINUX390 • LINUXIA64 • LINUXPPC • LINUXPPC64 • LINUXX8664 • LINUXZ64 • MAC • MVS_DRDA • NT • NT64 • OS2 • OS390 • SCO • SGI • SNI • SUN • SUN64 • UNKNOWN • UNKNOWN_DRDA • VM_DRDA • VSE_DRDA • WINDOWS

Table 286. Information returned by the SNAPDB administrative view and SNAP_GET_DB table function (continued)

Column name	Data type	Description or corresponding monitor element
DB_LOCATION	VARCHAR(12)	db_location - Database location. This interface returns a text identifier based on defines in sqlmon.h, and is one of: <ul style="list-style-type: none"> • LOCAL • REMOTE
DB_CONN_TIME	TIMESTAMP	db_conn_time - Database activation timestamp
LAST_RESET	TIMESTAMP	last_reset - Last reset timestamp
LAST_BACKUP	TIMESTAMP	last_backup - Last backup timestamp
CONNECTIONS_TOP	BIGINT	connections_top - Maximum number of concurrent connections
TOTAL_CONS	BIGINT	total_cons - Connects since database activation
TOTAL_SEC_CONS	BIGINT	total_sec_cons - Secondary connections
APPLS_CUR_CONS	BIGINT	appls_cur_cons - Applications connected currently
APPLS_IN_DB2	BIGINT	appls_in_db2 - Applications executing in the database currently
NUM_ASSOC_AGENTS	BIGINT	num_assoc_agents - Number of associated agents
AGENTS_TOP	BIGINT	agents_top - Number of agents created
COORD_AGENTS_TOP	BIGINT	coord_agents_top - Maximum number of coordinating agents
LOCKS_HELD	BIGINT	locks_held - Locks held
LOCK_WAITS	BIGINT	lock_waits - Lock waits
LOCK_WAIT_TIME	BIGINT	lock_wait_time - Time waited on locks
LOCK_LIST_IN_USE	BIGINT	lock_list_in_use - Total lock list memory in use
DEADLOCKS	BIGINT	deadlocks - Deadlocks detected
LOCK_ESCALS	BIGINT	lock_escals - Number of lock escalations
X_LOCK_ESCALS	BIGINT	x_lock_escals - Exclusive lock escalations
LOCKS_WAITING	BIGINT	locks_waiting - Current agents waiting on locks
LOCK_TIMEOUTS	BIGINT	lock_timeouts - Number of lock timeouts
NUM_INDOUBT_TRANS	BIGINT	num_indoubt_trans - Number of indoubt transactions
SORT_HEAP_ALLOCATED	BIGINT	sort_heap_allocated - Total sort heap allocated

Table 286. Information returned by the SNAPDB administrative view and SNAP_GET_DB table function (continued)

Column name	Data type	Description or corresponding monitor element
SORT_SHRHEAP_ALLOCATED	BIGINT	sort_shrheap_allocated - Sort share heap currently allocated
SORT_SHRHEAP_TOP	BIGINT	sort_shrheap_top - Sort share heap high water mark
POST_SHRTHRESHOLD_SORTS	BIGINT	post_shrthreshold_sorts - Post shared threshold sorts
TOTAL_SORTS	BIGINT	total_sorts - Total sorts
TOTAL_SORT_TIME	BIGINT	total_sort_time - Total sort time
SORT_OVERFLOWS	BIGINT	sort_overflows - Sort overflows
ACTIVE_SORTS	BIGINT	active_sorts - Active sorts
POOL_DATA_L_READS	BIGINT	pool_data_l_reads - Buffer pool data logical reads
POOL_DATA_P_READS	BIGINT	pool_data_p_reads - Buffer pool data physical reads
POOL_TEMP_DATA_L_READS	BIGINT	pool_temp_data_l_reads - Buffer pool temporary data logical reads
POOL_TEMP_DATA_P_READS	BIGINT	pool_temp_data_p_reads - Buffer pool temporary data physical reads
POOL_ASYNC_DATA_READS	BIGINT	pool_async_data_reads - Buffer pool asynchronous data reads
POOL_DATA_WRITES	BIGINT	pool_data_writes - Buffer pool data writes
POOL_ASYNC_DATA_WRITES	BIGINT	pool_async_data_writes - Buffer pool asynchronous data writes
POOL_INDEX_L_READS	BIGINT	pool_index_l_reads - Buffer pool index logical reads
POOL_INDEX_P_READS	BIGINT	pool_index_p_reads - Buffer pool index physical reads
POOL_TEMP_INDEX_L_READS	BIGINT	pool_temp_index_l_reads - Buffer pool temporary index logical reads
POOL_TEMP_INDEX_P_READS	BIGINT	pool_temp_index_p_reads - Buffer pool temporary index physical reads
POOL_ASYNC_INDEX_READS	BIGINT	pool_async_index_reads - Buffer pool asynchronous index reads
POOL_INDEX_WRITES	BIGINT	pool_index_writes - Buffer pool index writes
POOL_ASYNC_INDEX_WRITES	BIGINT	pool_async_index_writes - Buffer pool asynchronous index writes
POOL_XDA_P_READS	BIGINT	pool_xda_p_reads - Buffer Pool XDA Data Physical Reads

Table 286. Information returned by the SNAPDB administrative view and SNAP_GET_DB table function (continued)

Column name	Data type	Description or corresponding monitor element
POOL_XDA_L_READS	BIGINT	pool_xda_l_reads - Buffer Pool XDA Data Logical Reads
POOL_XDA_WRITES	BIGINT	pool_xda_writes - Buffer Pool XDA Data Writes
POOL_ASYNC_XDA_READS	BIGINT	pool_async_xda_reads - Buffer Pool Asynchronous XDA Data Reads
POOL_ASYNC_XDA_WRITES	BIGINT	pool_async_xda_writes - Buffer Pool Asynchronous XDA Data Writes
POOL_TEMP_XDA_P_READS	BIGINT	pool_temp_xda_p_reads - Buffer Pool Temporary XDA Data Physical Reads monitor element
POOL_TEMP_XDA_L_READS	BIGINT	pool_temp_xda_l_reads - Buffer Pool Temporary XDA Data Logical Reads
POOL_READ_TIME	BIGINT	pool_read_time - Total buffer pool physical read time
POOL_WRITE_TIME	BIGINT	pool_write_time - Total buffer pool physical write time
POOL_ASYNC_READ_TIME	BIGINT	pool_async_read_time - Buffer pool asynchronous read time
POOL_ASYNC_WRITE_TIME	BIGINT	pool_async_write_time - Buffer pool asynchronous write time
POOL_ASYNC_DATA_READ_REQS	BIGINT	pool_async_data_read_reqs - Buffer pool asynchronous read requests
POOL_ASYNC_INDEX_READ_REQS	BIGINT	pool_async_index_read_reqs - Buffer pool asynchronous index read requests
POOL_ASYNC_XDA_READ_REQS	BIGINT	pool_async_xda_read_reqs - Buffer Pool Asynchronous XDA Read Requests
POOL_NO_VICTIM_BUFFER	BIGINT	pool_no_victim_buffer - Buffer pool no victim buffers
POOL_LSN_GAP_CLNS	BIGINT	pool_lsn_gap_clns - Buffer pool log space cleaners triggered
POOL_DRTY_PG_STEAL_CLNS	BIGINT	pool_drty_pg_steal_clns - Buffer pool victim page cleaners triggered
POOL_DRTY_PG_THRSH_CLNS	BIGINT	pool_drty_pg_thrsh_clns - Buffer pool threshold cleaners triggered
PREFETCH_WAIT_TIME	BIGINT	prefetch_wait_time - Time waited for prefetch
UNREAD_PREFETCH_PAGES	BIGINT	unread_prefetch_pages - Unread prefetch pages
DIRECT_READS	BIGINT	direct_reads - Direct reads from database

Table 286. Information returned by the SNAPDB administrative view and SNAP_GET_DB table function (continued)

Column name	Data type	Description or corresponding monitor element
DIRECT_WRITES	BIGINT	direct_writes - Direct writes to database
DIRECT_READ_REQS	BIGINT	direct_read_reqs - Direct read requests
DIRECT_WRITE_REQS	BIGINT	direct_write_reqs - Direct write requests
DIRECT_READ_TIME	BIGINT	direct_read_time - Direct read time
DIRECT_WRITE_TIME	BIGINT	direct_write_time - Direct write time
FILES_CLOSED	BIGINT	files_closed - Database files closed
ELAPSED_EXEC_TIME_S	BIGINT	elapsed_exec_time - Statement execution elapsed time
ELAPSED_EXEC_TIME_MS	BIGINT	elapsed_exec_time - Statement execution elapsed time
COMMIT_SQL_STMTS	BIGINT	commit_sql_stmts - Commit statements attempted
ROLLBACK_SQL_STMTS	BIGINT	rollback_sql_stmts - Rollback statements attempted
DYNAMIC_SQL_STMTS	BIGINT	dynamic_sql_stmts - Dynamic SQL statements attempted
STATIC_SQL_STMTS	BIGINT	static_sql_stmts - Static SQL statements attempted
FAILED_SQL_STMTS	BIGINT	failed_sql_stmts - Failed statement operations
SELECT_SQL_STMTS	BIGINT	select_sql_stmts - Select SQL statements executed
UID_SQL_STMTS	BIGINT	uid_sql_stmts - UPDATE/INSERT/DELETE SQL statements executed
DDL_SQL_STMTS	BIGINT	ddl_sql_stmts - Data definition language (DDL) SQL statements
INT_AUTO_REBINDS	BIGINT	int_auto_rebinds - Internal automatic rebinds
INT_ROWS_DELETED	BIGINT	int_rows_deleted - Internal rows deleted
INT_ROWS_INSERTED	BIGINT	int_rows_inserted - Internal rows inserted
INT_ROWS_UPDATED	BIGINT	int_rows_updated - Internal rows updated
INT_COMMITS	BIGINT	int_commits - Internal commits
INT_ROLLBACKS	BIGINT	int_rollback - Internal rollbacks
INT_DEADLOCK_ROLLBACKS	BIGINT	int_deadlock_rollback - Internal rollbacks due to deadlock
ROWS_DELETED	BIGINT	rows_deleted - Rows deleted
ROWS_INSERTED	BIGINT	rows_inserted - Rows inserted

Table 286. Information returned by the SNAPDB administrative view and SNAP_GET_DB table function (continued)

Column name	Data type	Description or corresponding monitor element
ROWS_UPDATED	BIGINT	rows_updated - Rows updated
ROWS_SELECTED	BIGINT	rows_selected - Rows selected
ROWS_READ	BIGINT	rows_read - Rows read
BINDS_PRECOMPILES	BIGINT	binds_precompiles - Binds/precompiles attempted
TOTAL_LOG_AVAILABLE	BIGINT	total_log_available - Total log available
TOTAL_LOG_USED	BIGINT	total_log_used - Total log space used
SEC_LOG_USED_TOP	BIGINT	sec_log_used_top - Maximum secondary log space used
TOT_LOG_USED_TOP	BIGINT	tot_log_used_top - Maximum total log space used
SEC_LOGS_ALLOCATED	BIGINT	sec_logs_allocated - Secondary logs allocated currently
LOG_READS	BIGINT	log_reads - Number of log pages read
LOG_READ_TIME_S	BIGINT	log_read_time - Log read time
LOG_READ_TIME_NS	BIGINT	log_read_time - Log read time
LOG_WRITES	BIGINT	log_writes - Number of log pages written
LOG_WRITE_TIME_S	BIGINT	log_write_time - Log write time
LOG_WRITE_TIME_NS	BIGINT	log_write_time - Log write time
NUM_LOG_WRITE_IO	BIGINT	num_log_write_io - Number of log writes
NUM_LOG_READ_IO	BIGINT	num_log_read_io - Number of log reads
NUM_LOG_PART_PAGE_IO	BIGINT	num_log_part_page_io - Number of partial log page writes
NUM_LOG_BUFFER_FULL	BIGINT	num_log_buffer_full - Number of full log buffers
NUM_LOG_DATA_FOUND_IN_BUFFER	BIGINT	num_log_data_found_in_buffer - Number of log data found in buffer
APPL_ID_OLDEST_XACT	BIGINT	appl_id_oldest_xact - Application with oldest transaction
LOG_TO_REDO_FOR_RECOVERY	BIGINT	log_to_redo_for_recovery - Amount of log to be redone for recovery
LOG_HELD_BY_DIRTY_PAGES	BIGINT	log_held_by_dirty_pages - Amount of log space accounted for by dirty pages
PKG_CACHE_LOOKUPS	BIGINT	pkg_cache_lookups - Package cache lookups
PKG_CACHE_INSERTS	BIGINT	pkg_cache_inserts - Package cache inserts

Table 286. Information returned by the SNAPDB administrative view and SNAP_GET_DB table function (continued)

Column name	Data type	Description or corresponding monitor element
PKG_CACHE_NUM_OVERFLOWS	BIGINT	pkg_cache_num_overflows - Package cache overflows
PKG_CACHE_SIZE_TOP	BIGINT	pkg_cache_size_top - Package cache high water mark
APPL_SECTION_LOOKUPS	BIGINT	appl_section_lookups - Section lookups
APPL_SECTION_INSERTS	BIGINT	appl_section_inserts - Section inserts
CAT_CACHE_LOOKUPS	BIGINT	cat_cache_lookups - Catalog cache lookups
CAT_CACHE_INSERTS	BIGINT	cat_cache_inserts - Catalog cache inserts
CAT_CACHE_OVERFLOWS	BIGINT	cat_cache_overflows - Catalog cache overflows
CAT_CACHE_SIZE_TOP	BIGINT	cat_cache_size_top - Catalog cache high water mark
PRIV_WORKSPACE_SIZE_TOP	BIGINT	priv_workspace_size_top - Maximum private workspace size
PRIV_WORKSPACE_NUM_OVERFLOWS	BIGINT	priv_workspace_num_overflows - Private workspace overflows
PRIV_WORKSPACE_SECTION_INSERTS	BIGINT	priv_workspace_section_inserts - Private workspace section inserts
PRIV_WORKSPACE_SECTION_LOOKUPS	BIGINT	priv_workspace_section_lookups - Private workspace section lookups
SHR_WORKSPACE_SIZE_TOP	BIGINT	shr_workspace_size_top - Maximum shared workspace size
SHR_WORKSPACE_NUM_OVERFLOWS	BIGINT	shr_workspace_num_overflows - Shared workspace overflows
SHR_WORKSPACE_SECTION_INSERTS	BIGINT	shr_workspace_section_inserts - Shared workspace section inserts
SHR_WORKSPACE_SECTION_LOOKUPS	BIGINT	shr_workspace_section_lookups - Shared workspace section lookups
TOTAL_HASH_JOINS	BIGINT	total_hash_joins - Total hash joins
TOTAL_HASH_LOOPS	BIGINT	total_hash_loops - Total hash loops
HASH_JOIN_OVERFLOWS	BIGINT	hash_join_overflows - Hash join overflows
HASH_JOIN_SMALL_OVERFLOWS	BIGINT	hash_join_small_overflows - Hash join small overflows
POST_SHRTHRESHOLD_HASH_JOINS	BIGINT	post_shrthreshold_hash_joins - Post threshold hash joins
ACTIVE_HASH_JOINS	BIGINT	active_hash_joins - Active hash joins
NUM_DB_STORAGE_PATHS	BIGINT	num_db_storage_paths - Number of automatic storage paths

Table 286. Information returned by the SNAPDB administrative view and SNAP_GET_DB table function (continued)

Column name	Data type	Description or corresponding monitor element
DBPARTITIONNUM	SMALLINT	dbpartitionnum - Database partition number monitor element
SMALLEST_LOG_AVAIL_NODE	INTEGER	smallest_log_avail_node - Node with least available log space
TOTAL_OLAP_FUNCS	BIGINT	total_olap_funcs - Total OLAP functions
OLAP_FUNC_OVERFLOWS	BIGINT	olap_func_overflows - OLAP function overflows
ACTIVE_OLAP_FUNCS	BIGINT	active_olap_funcs - Active OLAP functions
STATS_CACHE_SIZE	BIGINT	stats_cache_size - Size of statistics cache
STATS_FABRICATIONS	BIGINT	stats_fabrications - Total number of statistics fabrications
SYNC_RUNSTATS	BIGINT	sync_runstats - Total number of synchronous RUNSTATS activities
ASYNCRUNSTATS	BIGINT	async_runstats - Total number of asynchronous RUNSTATS requests
STATS_FABRICATE_TIME	BIGINT	stats_fabricate_time - Total time spent on statistics fabrication activities
SYNC_RUNSTATS_TIME	BIGINT	sync_runstats_time - Total time spent on synchronous RUNSTATS activities
NUM_THRESHOLD_VIOLATIONS	BIGINT	num_threshold_violations - Number of threshold violations
MEMBER	SMALLINT	member - Database member monitor element

SNAPDB_MEMORY_POOL administrative view and SNAP_GET_DB_MEMORY_POOL table function - Retrieve database level memory usage information

The SNAPDB_MEMORY_POOL administrative view and the SNAP_GET_DB_MEMORY_POOL table function return information about memory usage at the database level for UNIX platforms only.

The SNAPDB_MEMORY_POOL administrative view and the SNAP_GET_DB_MEMORY_POOL table function return information about memory usage at the database level for UNIX platforms only.

Important: Starting in Version 9.7 Fix Pack 5, the SNAPDB_MEMORY_POOL administrative view and SNAP_GET_DB_MEMORY_POOL table function have been deprecated and replaced by the [“MON_GET_MEMORY_POOL - get memory pool information”](#) on page 633 and [“MON_GET_MEMORY_SET - get memory set information”](#) on page 635.

Depending on if you are using the administrative view or the table function, refer to one of the following sections:

- [“SNAPDB_MEMORY_POOL administrative view”](#) on page 1349
- [“SNAP_GET_DB_MEMORY_POOL table function”](#) on page 1350

SNAPDB_MEMORY_POOL administrative view

This administrative view allows you to retrieve database level memory usage information for the currently connected database.

Used with the MON_GET_DATABASE, MON_GET_TRANSACTION_LOG, MON_GET_HADR, and ADMIN_GET_STORAGE_PATHS table functions, the SNAPDB_MEMORY_POOL administrative view provides information equivalent to the **GET SNAPSHOT FOR DATABASE ON database-alias** CLP command.

The schema is SYSIBMADM.

Refer to [Table 287 on page 1351](#) for a complete list of information that can be returned.

Authorization

One of the following authorizations is required:

- SELECT privilege on the SNAPDB_MEMORY_POOL administrative view
- CONTROL privilege on the SNAPDB_MEMORY_POOL administrative view
- DATAACCESS authority

One of the following is required to use the table function:

- EXECUTE privilege on the SNAP_GET_DB_MEMORY_POOL table function
- DATAACCESS authority

In addition, to access snapshot monitor data, one of the following authorities is also required:

- SYSMON
- SYSCTRL
- SYSMAINT
- SYSADM

Default PUBLIC privilege

In a non-restrictive database, SELECT privilege is granted to PUBLIC when the view is automatically created.

Example

Retrieve a list of memory pools and their current size for the currently connected database, SAMPLE.

```
SELECT POOL_ID, POOL_CUR_SIZE FROM SYSIBMADM.SNAPDB_MEMORY_POOL
```

The following is an example of output from this query.

```
POOL_ID      POOL_CUR_SIZE
-----
UTILITY      32768
PACKAGE_CACHE 475136
CAT_CACHE    65536
BP           2097152
BP           1081344
BP           540672
BP           278528
BP           147456
BP           81920
LOCK_MGR     294912
DATABASE     3833856
OTHER        0
```

```
12 record(s) selected.
```

SNAP_GET_DB_MEMORY_POOL table function

The SNAP_GET_DB_MEMORY_POOL table function returns the same information as the SNAPDB_MEMORY_POOL administrative view, but allows you to retrieve the information for a specific database on a specific database member, aggregate of all database members or all database members.

Used with the SNAP_GET_DB, SNAP_GET_DETAILLOG, SNAP_GET_HADR and ADMIN_GET_STORAGE_PATHS table functions, the SNAP_GET_DB_MEMORY_POOL table function provides information equivalent to the **GET SNAPSHOT FOR ALL DATABASES** CLP command.

Refer to [Table 287 on page 1351](#) for a complete list of information that can be returned.

Syntax

► SNAP_GET_DB_MEMORY_POOL ((— *dbname* —) — (— *member* —)) ►

The schema is SYSPROC.

Table function parameters

dbname

An input argument of type VARCHAR(128) that specifies a valid database name in the same instance as the currently connected database. Specify a database name that has a directory entry type of either "Indirect" or "Home", as returned by the **LIST DATABASE DIRECTORY** command. Specify an empty string to take the snapshot from the currently connected database. Specify a NULL value to take the snapshot from all databases within the same instance as the currently connected database.

member

An optional input argument of type INTEGER that specifies a valid database member number. Specify -1 for the current database member, or -2 for an aggregate of all active database members. If *dbname* is not set to NULL and *member* is set to NULL, -1 is set implicitly for *member*. If this input option is not used, that is, only *dbname* is provided, data is returned from all active database members. An active database member is a member where the database is available for connection and use by applications.

If both *dbname* and *member* are set to NULL, an attempt is made to read data from the file created by SNAP_WRITE_FILE procedure. Note that this file could have been created at any time, which means that the data might not be current. If a file with the corresponding snapshot API request type does not exist, then the SNAP_GET_DB_MEMORY_POOL table function takes a snapshot for the currently connected database and database member number.

Authorization

One of the following authorizations is required:

- EXECUTE privilege on the SNAP_GET_DB_MEMORY_POOL table function
- DATAACCESS authority

In addition, to access snapshot monitor data, one of the following authorities is also required:

- SYSMON
- SYSCTRL
- SYSMAINT
- SYSADM

Default PUBLIC privilege

In a non-restrictive database, EXECUTE privilege is granted to PUBLIC when the function is automatically created.

Example

Retrieve a list of memory pools and their current size for all databases.

```
SELECT SUBSTR(DB_NAME,1,8) AS DB_NAME, POOL_ID, POOL_CUR_SIZE
FROM TABLE(SNAPSHOT_GET_DB_MEMORY_POOL
(CAST(NULL AS VARCHAR(128)), -1)) AS T
```

The following is an example of output from this query.

DB_NAME	POOL_ID	POOL_CUR_SIZE
TESTDB	UTILITY	65536
TESTDB	PACKAGE_CACHE	851968
TESTDB	CAT_CACHE	65536
TESTDB	BP	35913728
TESTDB	BP	589824
TESTDB	BP	327680
TESTDB	BP	196608
TESTDB	BP	131072
TESTDB	SHARED_SORT	65536
TESTDB	LOCK_MGR	10092544
TESTDB	DATABASE	4980736
TESTDB	OTHER	196608
SAMPLE	UTILITY	65536
SAMPLE	PACKAGE_CACHE	655360
SAMPLE	CAT_CACHE	131072
SAMPLE	BP	4325376
SAMPLE	BP	589824
SAMPLE	BP	327680
SAMPLE	BP	196608
SAMPLE	BP	131072
SAMPLE	SHARED_SORT	0
SAMPLE	LOCK_MGR	655360
SAMPLE	DATABASE	4653056
SAMPLE	OTHER	196608

24 record(s) selected.

Information returned

Table 287. Information returned by the SNAPDB_MEMORY_POOL administrative view and the SNAP_GET_DB_MEMORY_POOL table function

Column name	Data type	Description or corresponding monitor element
SNAPSHOT_TIMESTAMP	TIMESTAMP	The date and time that the snapshot was taken.
DB_NAME	VARCHAR(128)	db_name - Database name

Table 287. Information returned by the SNAPDB_MEMORY_POOL administrative view and the SNAP_GET_DB_MEMORY_POOL table function (continued)

Column name	Data type	Description or corresponding monitor element
POOL_ID	VARCHAR(14)	pool_id - Memory pool identifier. This interface returns a text identifier based on defines in sqlmon.h, and is one of: <ul style="list-style-type: none"> • APP_GROUP • APPL_CONTROL • APPLICATION • BP • CAT_CACHE • DATABASE • DFM • FCMBP • IMPORT_POOL • LOCK_MGR • MONITOR • OTHER • PACKAGE_CACHE • QUERY • SHARED_SORT • SORT • STATEMENT • STATISTICS • UTILITY
POOL_SECONDARY_ID	VARCHAR(32)	pool_secondary_id - Memory pool secondary identifier
POOL_CUR_SIZE	BIGINT	pool_cur_size - Current size of memory pool
POOL_WATERMARK	BIGINT	pool_watermark - Memory pool watermark
POOL_CONFIG_SIZE	BIGINT	pool_config_size - Configured size of memory pool
DBPARTITIONNUM	SMALLINT	dbpartitionnum - Database partition number monitor element
MEMBER	SMALLINT	member - Database member monitor element

SNAP_GET_DB_V97 table function - Retrieve snapshot information from the dbase logical group

The SNAP_GET_DB_V97 table function returns snapshot information from the database (dbase) logical group.

Important: The SNAP_GET_DB_V97 table function is deprecated and has been replaced by the “MON_GET_DATABASE table function - Get database metrics” on page 571 and “MON_GET_TRANSACTION_LOG table function - Get log information” on page 843.

Refer to [Table 288 on page 1355](#) for a complete list of information that is returned.

Syntax

➔ SNAP_GET_DB_V97 ((*dbname*)) ➔
, member

The schema is SYSPROC.

Table function parameters

dbname

An input argument of type VARCHAR(128) that specifies a valid database name in the same instance as the currently connected database. Specify a database name that has a directory entry type of either "Indirect" or "Home", as returned by the **LIST DATABASE DIRECTORY** command. Specify an empty string to take the snapshot from the currently connected database. Specify a NULL value to take the snapshot from all databases within the same instance as the currently connected database.

member

An optional input argument of type INTEGER that specifies a valid database member number. Specify -1 for the current database member, or -2 for an aggregate of all active database members. If *dbname* is not set to NULL and *member* is set to NULL, -1 is set implicitly for *member*. If this input option is not used, that is, only *dbname* is provided, data is returned from all active database members. An active database member is a member where the database is available for connection and use by applications.

If both *dbname* and *member* are set to NULL, an attempt is made to read data from the file created by SNAP_WRITE_FILE procedure. Note that this file could have been created at any time, which means that the data might not be current. If a file with the corresponding snapshot API request type does not exist, then the SNAP_GET_DB_V97 table function takes a snapshot for the currently connected database and database member number.

Authorization

One of the following authorizations is required:

- EXECUTE privilege on the SNAP_GET_DB_V97 table function
- DATAACCESS authority

In addition, to access snapshot monitor data, one of the following authorities is also required:

- SYSMON
- SYSCTRL
- SYSMANT
- SYSADM

Default PUBLIC privilege

In a non-restrictive database, EXECUTE privilege is granted to PUBLIC when the function is automatically created.

Examples

Example 1: Retrieve the status, platform, location, and connect time as an aggregate view across all database members of the currently connected database.

```
SELECT SUBSTR(DB_NAME, 1, 20) AS DB_NAME, DB_STATUS, SERVER_PLATFORM,  
       DB_LOCATION, DB_CONN_TIME FROM TABLE(SNAP_GET_DB_V97(' ', -2)) AS T
```

The following is an example of output from this query.

```
DB_NAME      DB_STATUS    SERVER_PLATFORM ...  
-----  
SAMPLE      ACTIVE      AIX64          ...  
  
1 record(s) selected.
```

Output from this query (continued).

```
... DB_LOCATION  DB_CONN_TIME  
... -----  
... LOCAL      2005-07-24-22.09.22.013196
```

Example 2: Retrieve the status, platform, location, and connect time as an aggregate view across all database members for all active databases in the same instance that contains the currently connected database.

```
SELECT SUBSTR(DB_NAME, 1, 20) AS DB_NAME, DB_STATUS, SERVER_PLATFORM,  
       DB_LOCATION, DB_CONN_TIME  
FROM TABLE(SNAP_GET_DB_V97(CAST (NULL AS VARCHAR(128)), -2)) AS T
```

The following is an example of output from this query.

```
DB_NAME      DB_STATUS    SERVER_PLATFORM ...  
-----  
TOOLSDB     ACTIVE      AIX64          ...  
SAMPLE      ACTIVE      AIX64          ...
```

Output from this query (continued).

```
... DB_LOCATION  DB_CONN_TIME  
... -----  
... LOCAL      2005-07-24-22.26.54.396335  
... LOCAL      2005-07-24-22.09.22.013196
```

Example 3: This routine can be used by calling the following on the command line:

When connected to a database:

```
SELECT TOTAL_OLAP_FUNCS, OLAP_FUNC_OVERFLOWS, ACTIVE_OLAP_FUNCS  
FROM TABLE (SNAP_GET_DB_V97(' ', 0)) AS T
```

The output will look like:

```
TOTAL_OLAP_FUNCS  OLAP_FUNC_OVERFLOWS  ACTIVE_OLAP_FUNCS  
-----  
7                2                    1  
  
1 record(s) selected.
```

Example 4: After running a workload, a user can use the following query with the table function.

```
SELECT STATS_CACHE_SIZE, STATS_FABRICATIONS, SYNC_RUNSTATS,  
       ASYNC_RUNSTATS, STATS_FABRICATE_TIME, SYNC_RUNSTATS_TIME  
FROM TABLE (SNAP_GET_DB_V97('mytestdb', -1)) AS SNAPDB
```

```
STATS_CACHE_SIZE  STATS_FABRICATIONS  SYNC_RUNSTATS  ASYNC_RUNSTATS ...  
-----  
200              1                2              0 ...
```

Continued

```
...STATS_FABRICATE_TIME  SYNC_RUNSTATS_TIME
```



```

...----- 2 ----- 32
...
1 record(s) selected.

```

Example 5: The following example shows how you can use the SNAP_GET_DB_V97 table function to determine the status of a database:

```

SELECT SUBSTR
  (DB_NAME, 1, 20) AS DB_NAME, DB_STATUS
  FROM table(SNAP_GET_DB_V97('hadrdb', 0))

DB_NAME          DB_STATUS
-----
HADRDB          ACTIVE_STANDBY

```

Information returned

<i>Table 288. Information returned by the SNAP_GET_DB_V97 table function</i>		
Column name	Data type	Description or corresponding monitor element
SNAPSHOT_TIMESTAMP	TIMESTAMP	The date and time that the snapshot was taken.
DB_NAME	VARCHAR(128)	db_name - Database name
DB_PATH	VARCHAR(1024)	db_path - Database path
INPUT_DB_ALIAS	VARCHAR(128)	input_db_alias - Input database alias
DB_STATUS	VARCHAR(16)	db_status - Status of database. This interface returns a text identifier based on defines in sqlmon.h, and is one of: <ul style="list-style-type: none"> • ACTIVE • QUIESCE_PEND • QUIESCED • ROLLFWD • ACTIVE_STANDBY - the HADR database is in a standby mode with reads on standby enabled. • STANDBY - the HADR database is in standby mode (reads on standby are not enabled).
CATALOG_PARTITION	SMALLINT	catalog_node - Catalog node number
CATALOG_PARTITION_NAME	VARCHAR(128)	catalog_node_name - Catalog node network name

Table 288. Information returned by the SNAP_GET_DB_V97 table function (continued)

Column name	Data type	Description or corresponding monitor element
SERVER_PLATFORM	VARCHAR(12)	<p>server_platform - Server operating system. This interface returns a text identifier based on defines in sqlmon.h, and is one of:</p> <ul style="list-style-type: none"> • AIX • AIX64 • AS400_DRDA • DOS • DYNIX • HP • HP64 • HPIA • HPIA64 • LINUX • LINUX390 • LINUXIA64 • LINUXPPC • LINUXPPC64 • LINUXX8664 • LINUXZ64 • MAC • MVS_DRDA • NT • NT64 • OS2 • OS390 • SCO • SGI • SNI • SUN • SUN64 • UNKNOWN • UNKNOWN_DRDA • VM_DRDA • VSE_DRDA • WINDOWS

Table 288. Information returned by the SNAP_GET_DB_V97 table function (continued)

Column name	Data type	Description or corresponding monitor element
DB_LOCATION	VARCHAR(12)	db_location - Database location. This interface returns a text identifier based on defines in sqlmon.h, and is one of: <ul style="list-style-type: none"> • LOCAL • REMOTE
DB_CONN_TIME	TIMESTAMP	db_conn_time - Database activation timestamp
LAST_RESET	TIMESTAMP	last_reset - Last reset timestamp
LAST_BACKUP	TIMESTAMP	last_backup - Last backup timestamp
CONNECTIONS_TOP	BIGINT	connections_top - Maximum number of concurrent connections
TOTAL_CONS	BIGINT	total_cons - Connects since database activation
TOTAL_SEC_CONS	BIGINT	total_sec_cons - Secondary connections
APPLS_CUR_CONS	BIGINT	appls_cur_cons - Applications connected currently
APPLS_IN_DB2	BIGINT	appls_in_db2 - Applications executing in the database currently
NUM_ASSOC_AGENTS	BIGINT	num_assoc_agents - Number of associated agents
AGENTS_TOP	BIGINT	agents_top - Number of agents created
COORD_AGENTS_TOP	BIGINT	coord_agents_top - Maximum number of coordinating agents
LOCKS_HELD	BIGINT	locks_held - Locks held
LOCK_WAITS	BIGINT	lock_waits - Lock waits
LOCK_WAIT_TIME	BIGINT	lock_wait_time - Time waited on locks
LOCK_LIST_IN_USE	BIGINT	lock_list_in_use - Total lock list memory in use
DEADLOCKS	BIGINT	deadlocks - Deadlocks detected
LOCK_ESCALS	BIGINT	lock_escals - Number of lock escalations
X_LOCK_ESCALS	BIGINT	x_lock_escals - Exclusive lock escalations
LOCKS_WAITING	BIGINT	locks_waiting - Current agents waiting on locks
LOCK_TIMEOUTS	BIGINT	lock_timeouts - Number of lock timeouts
NUM_INDOUBT_TRANS	BIGINT	num_indoubt_trans - Number of indoubt transactions
SORT_HEAP_ALLOCATED	BIGINT	sort_heap_allocated - Total sort heap allocated

Table 288. Information returned by the SNAP_GET_DB_V97 table function (continued)

Column name	Data type	Description or corresponding monitor element
SORT_SHRHEAP_ALLOCATED	BIGINT	sort_shrheap_allocated - Sort share heap currently allocated
SORT_SHRHEAP_TOP	BIGINT	sort_shrheap_top - Sort share heap high water mark
POST_SHRTHRESHOLD_SORTS	BIGINT	post_shrthreshold_sorts - Post shared threshold sorts
TOTAL_SORTS	BIGINT	total_sorts - Total sorts
TOTAL_SORT_TIME	BIGINT	total_sort_time - Total sort time
SORT_OVERFLOWS	BIGINT	sort_overflows - Sort overflows
ACTIVE_SORTS	BIGINT	active_sorts - Active sorts
POOL_DATA_L_READS	BIGINT	pool_data_l_reads - Buffer pool data logical reads
POOL_DATA_P_READS	BIGINT	pool_data_p_reads - Buffer pool data physical reads
POOL_TEMP_DATA_L_READS	BIGINT	pool_temp_data_l_reads - Buffer pool temporary data logical reads
POOL_TEMP_DATA_P_READS	BIGINT	pool_temp_data_p_reads - Buffer pool temporary data physical reads
POOL_ASYNC_DATA_READS	BIGINT	pool_async_data_reads - Buffer pool asynchronous data reads
POOL_DATA_WRITES	BIGINT	pool_data_writes - Buffer pool data writes
POOL_ASYNC_DATA_WRITES	BIGINT	pool_async_data_writes - Buffer pool asynchronous data writes
POOL_INDEX_L_READS	BIGINT	pool_index_l_reads - Buffer pool index logical reads
POOL_INDEX_P_READS	BIGINT	pool_index_p_reads - Buffer pool index physical reads
POOL_TEMP_INDEX_L_READS	BIGINT	pool_temp_index_l_reads - Buffer pool temporary index logical reads
POOL_TEMP_INDEX_P_READS	BIGINT	pool_temp_index_p_reads - Buffer pool temporary index physical reads
POOL_ASYNC_INDEX_READS	BIGINT	pool_async_index_reads - Buffer pool asynchronous index reads
POOL_INDEX_WRITES	BIGINT	pool_index_writes - Buffer pool index writes
POOL_ASYNC_INDEX_WRITES	BIGINT	pool_async_index_writes - Buffer pool asynchronous index writes
POOL_XDA_P_READS	BIGINT	pool_xda_p_reads - Buffer Pool XDA Data Physical Reads

Table 288. Information returned by the SNAP_GET_DB_V97 table function (continued)

Column name	Data type	Description or corresponding monitor element
POOL_XDA_L_READS	BIGINT	pool_xda_l_reads - Buffer Pool XDA Data Logical Reads
POOL_XDA_WRITES	BIGINT	pool_xda_writes - Buffer Pool XDA Data Writes
POOL_ASYNC_XDA_READS	BIGINT	pool_async_xda_reads - Buffer Pool Asynchronous XDA Data Reads
POOL_ASYNC_XDA_WRITES	BIGINT	pool_async_xda_writes - Buffer Pool Asynchronous XDA Data Writes
POOL_TEMP_XDA_P_READS	BIGINT	pool_temp_xda_p_reads - Buffer Pool Temporary XDA Data Physical Reads monitor element
POOL_TEMP_XDA_L_READS	BIGINT	pool_temp_xda_l_reads - Buffer Pool Temporary XDA Data Logical Reads
POOL_READ_TIME	BIGINT	pool_read_time - Total buffer pool physical read time
POOL_WRITE_TIME	BIGINT	pool_write_time - Total buffer pool physical write time
POOL_ASYNC_READ_TIME	BIGINT	pool_async_read_time - Buffer pool asynchronous read time
POOL_ASYNC_WRITE_TIME	BIGINT	pool_async_write_time - Buffer pool asynchronous write time
POOL_ASYNC_DATA_READ_REQS	BIGINT	pool_async_data_read_reqs - Buffer pool asynchronous read requests
POOL_ASYNC_INDEX_READ_REQS	BIGINT	pool_async_index_read_reqs - Buffer pool asynchronous index read requests
POOL_ASYNC_XDA_READ_REQS	BIGINT	pool_async_xda_read_reqs - Buffer Pool Asynchronous XDA Read Requests
POOL_NO_VICTIM_BUFFER	BIGINT	pool_no_victim_buffer - Buffer pool no victim buffers
POOL_LSN_GAP_CLNS	BIGINT	pool_lsn_gap_clns - Buffer pool log space cleaners triggered
POOL_DRTY_PG_STEAL_CLNS	BIGINT	pool_drty_pg_steal_clns - Buffer pool victim page cleaners triggered
POOL_DRTY_PG_THRSH_CLNS	BIGINT	pool_drty_pg_thrsh_clns - Buffer pool threshold cleaners triggered
PREFETCH_WAIT_TIME	BIGINT	prefetch_wait_time - Time waited for prefetch
UNREAD_PREFETCH_PAGES	BIGINT	unread_prefetch_pages - Unread prefetch pages
DIRECT_READS	BIGINT	direct_reads - Direct reads from database
DIRECT_WRITES	BIGINT	direct_writes - Direct writes to database

Table 288. Information returned by the SNAP_GET_DB_V97 table function (continued)

Column name	Data type	Description or corresponding monitor element
DIRECT_READ_REQS	BIGINT	direct_read_reqs - Direct read requests
DIRECT_WRITE_REQS	BIGINT	direct_write_reqs - Direct write requests
DIRECT_READ_TIME	BIGINT	direct_read_time - Direct read time
DIRECT_WRITE_TIME	BIGINT	direct_write_time - Direct write time
FILES_CLOSED	BIGINT	files_closed - Database files closed
ELAPSED_EXEC_TIME_S	BIGINT	elapsed_exec_time - Statement execution elapsed time
ELAPSED_EXEC_TIME_MS	BIGINT	elapsed_exec_time - Statement execution elapsed time
COMMIT_SQL_STMTS	BIGINT	commit_sql_stmts - Commit statements attempted
ROLLBACK_SQL_STMTS	BIGINT	rollback_sql_stmts - Rollback statements attempted
DYNAMIC_SQL_STMTS	BIGINT	dynamic_sql_stmts - Dynamic SQL statements attempted
STATIC_SQL_STMTS	BIGINT	static_sql_stmts - Static SQL statements attempted
FAILED_SQL_STMTS	BIGINT	failed_sql_stmts - Failed statement operations
SELECT_SQL_STMTS	BIGINT	select_sql_stmts - Select SQL statements executed
UID_SQL_STMTS	BIGINT	uid_sql_stmts - UPDATE/INSERT/DELETE SQL statements executed
DDL_SQL_STMTS	BIGINT	ddl_sql_stmts - Data definition language (DDL) SQL statements
INT_AUTO_REBINDS	BIGINT	int_auto_rebinds - Internal automatic rebinds
INT_ROWS_DELETED	BIGINT	int_rows_deleted - Internal rows deleted
INT_ROWS_INSERTED	BIGINT	int_rows_inserted - Internal rows inserted
INT_ROWS_UPDATED	BIGINT	int_rows_updated - Internal rows updated
INT_COMMITS	BIGINT	int_commits - Internal commits
INT_ROLLBACKS	BIGINT	int_rollback - Internal rollbacks
INT_DEADLOCK_ROLLBACKS	BIGINT	int_deadlock_rollback - Internal rollbacks due to deadlock
ROWS_DELETED	BIGINT	rows_deleted - Rows deleted
ROWS_INSERTED	BIGINT	rows_inserted - Rows inserted
ROWS_UPDATED	BIGINT	rows_updated - Rows updated
ROWS_SELECTED	BIGINT	rows_selected - Rows selected

Table 288. Information returned by the SNAP_GET_DB_V97 table function (continued)

Column name	Data type	Description or corresponding monitor element
ROWS_READ	BIGINT	rows_read - Rows read
BINDS_PRECOMPILES	BIGINT	binds_precompiles - Binds/precompiles attempted
TOTAL_LOG_AVAILABLE	BIGINT	total_log_available - Total log available
TOTAL_LOG_USED	BIGINT	total_log_used - Total log space used
SEC_LOG_USED_TOP	BIGINT	sec_log_used_top - Maximum secondary log space used
TOT_LOG_USED_TOP	BIGINT	tot_log_used_top - Maximum total log space used
SEC_LOGS_ALLOCATED	BIGINT	sec_logs_allocated - Secondary logs allocated currently
LOG_READS	BIGINT	log_reads - Number of log pages read
LOG_READ_TIME_S	BIGINT	log_read_time - Log read time
LOG_READ_TIME_NS	BIGINT	log_read_time - Log read time
LOG_WRITES	BIGINT	log_writes - Number of log pages written
LOG_WRITE_TIME_S	BIGINT	log_write_time - Log write time
LOG_WRITE_TIME_NS	BIGINT	log_write_time - Log write time
NUM_LOG_WRITE_IO	BIGINT	num_log_write_io - Number of log writes
NUM_LOG_READ_IO	BIGINT	num_log_read_io - Number of log reads
NUM_LOG_PART_PAGE_IO	BIGINT	num_log_part_page_io - Number of partial log page writes
NUM_LOG_BUFFER_FULL	BIGINT	num_log_buffer_full - Number of full log buffers
NUM_LOG_DATA_FOUND_IN_BUFFER	BIGINT	num_log_data_found_in_buffer - Number of log data found in buffer
APPL_ID_OLDEST_XACT	BIGINT	appl_id_oldest_xact - Application with oldest transaction
LOG_TO_REDO_FOR_RECOVERY	BIGINT	log_to_redo_for_recovery - Amount of log to be redone for recovery
LOG_HELD_BY_DIRTY_PAGES	BIGINT	log_held_by_dirty_pages - Amount of log space accounted for by dirty pages
PKG_CACHE_LOOKUPS	BIGINT	pkg_cache_lookups - Package cache lookups
PKG_CACHE_INSERTS	BIGINT	pkg_cache_inserts - Package cache inserts
PKG_CACHE_NUM_OVERFLOWS	BIGINT	pkg_cache_num_overflows - Package cache overflows
PKG_CACHE_SIZE_TOP	BIGINT	pkg_cache_size_top - Package cache high water mark

Table 288. Information returned by the SNAP_GET_DB_V97 table function (continued)

Column name	Data type	Description or corresponding monitor element
APPL_SECTION_LOOKUPS	BIGINT	appl_section_lookups - Section lookups
APPL_SECTION_INSERTS	BIGINT	appl_section_inserts - Section inserts
CAT_CACHE_LOOKUPS	BIGINT	cat_cache_lookups - Catalog cache lookups
CAT_CACHE_INSERTS	BIGINT	cat_cache_inserts - Catalog cache inserts
CAT_CACHE_OVERFLOWS	BIGINT	cat_cache_overflows - Catalog cache overflows
CAT_CACHE_SIZE_TOP	BIGINT	cat_cache_size_top - Catalog cache high water mark
PRIV_WORKSPACE_SIZE_TOP	BIGINT	priv_workspace_size_top - Maximum private workspace size
PRIV_WORKSPACE_NUM_OVERFLOWS	BIGINT	priv_workspace_num_overflows - Private workspace overflows
PRIV_WORKSPACE_SECTION_INSERTS	BIGINT	priv_workspace_section_inserts - Private workspace section inserts
PRIV_WORKSPACE_SECTION_LOOKUPS	BIGINT	priv_workspace_section_lookups - Private workspace section lookups
SHR_WORKSPACE_SIZE_TOP	BIGINT	shr_workspace_size_top - Maximum shared workspace size
SHR_WORKSPACE_NUM_OVERFLOWS	BIGINT	shr_workspace_num_overflows - Shared workspace overflows
SHR_WORKSPACE_SECTION_INSERTS	BIGINT	shr_workspace_section_inserts - Shared workspace section inserts
SHR_WORKSPACE_SECTION_LOOKUPS	BIGINT	shr_workspace_section_lookups - Shared workspace section lookups
TOTAL_HASH_JOINS	BIGINT	total_hash_joins - Total hash joins
TOTAL_HASH_LOOPS	BIGINT	total_hash_loops - Total hash loops
HASH_JOIN_OVERFLOWS	BIGINT	hash_join_overflows - Hash join overflows
HASH_JOIN_SMALL_OVERFLOWS	BIGINT	hash_join_small_overflows - Hash join small overflows
POST_SHRTHRESHOLD_HASH_JOINS	BIGINT	post_shrthreshold_hash_joins - Post threshold hash joins
ACTIVE_HASH_JOINS	BIGINT	active_hash_joins - Active hash joins
NUM_DB_STORAGE_PATHS	BIGINT	num_db_storage_paths - Number of automatic storage paths
DBPARTITIONNUM	SMALLINT	dbpartitionnum - Database partition number monitor element
SMALLEST_LOG_AVAIL_NODE	INTEGER	smallest_log_avail_node - Node with least available log space

Table 288. Information returned by the SNAP_GET_DB_V97 table function (continued)

Column name	Data type	Description or corresponding monitor element
TOTAL_OLAP_FUNCS	BIGINT	total_olap_funcs - Total OLAP functions
OLAP_FUNC_OVERFLOWS	BIGINT	olap_func_overflows - OLAP function overflows
ACTIVE_OLAP_FUNCS	BIGINT	active_olap_funcs - Active OLAP functions
STATS_CACHE_SIZE	BIGINT	stats_cache_size Size of statistics cache
STATS_FABRICATIONS	BIGINT	stats_fabrications Total number of statistics fabrications
SYNC_RUNSTATS	BIGINT	sync_runstats Total number of synchronous RUNSTATS activities
ASYNCRUNSTATS	BIGINT	async_runstats Total number of asynchronous RUNSTATS requests
STATS_FABRICATE_TIME	BIGINT	stats_fabricate_time Total time spent on statistics fabrication activities
SYNC_RUNSTATS_TIME	BIGINT	sync_runstats_time Total time spent on synchronous RUNSTATS activities
NUM_THRESHOLD_VIOLATIONS	BIGINT	num_threshold_violations - Number of threshold violations

SNAPDBM administrative view and SNAP_GET_DBM table function - Retrieve the dbm logical grouping snapshot information

The SNAPDBM administrative view and the SNAP_GET_DBM table function return the snapshot monitor database manager (dbm) logical grouping information.

Important: The SNAPDBM administrative view and SNAP_GET_DBM table function are deprecated and have been replaced by the [“MON_GET_INSTANCE table function - Get instance level information”](#) on page 622.

Depending on if you are using the administrative view or the table function, refer to one of the following sections:

- [“SNAPDBM administrative view”](#) on page 1363
- [“SNAP_GET_DBM table function”](#) on page 1364

SNAPDBM administrative view

Used with the SNAPSWITCHES administrative view and the MON_GET_FCM, MON_GET_MEMORY_SET, MON_GET_MEMORY_POOL table functions, the SNAPDBM administrative view provides the data equivalent to the **GET SNAPSHOT FOR DBM** command.

The schema is SYSIBMADM.

Refer to [Table 289 on page 1365](#) for a complete list of information that can be returned.

Authorization

One of the following authorizations is required to use the view:

- SELECT privilege on the SNAPDBM administrative view
- CONTROL privilege on the SNAPDBM administrative view

- DATAACCESS authority
- DBADM authority
- SQLADM authority
- ACCESSCTRL authority
- SECADM authority

One of the following is required to use the table function:

- EXECUTE privilege on the SNAP_GET_DBM table function
- DATAACCESS authority
- DBADM authority
- SQLADM authority

In addition, to access snapshot monitor data, one of the following authorities is also required:

- SYSMON
- SYSCTRL
- SYSMAINT
- SYSADM

Default PUBLIC privilege

In a non-restrictive database, SELECT privilege is granted to PUBLIC when the view is automatically created.

Example

Retrieve database manager status and connection information for all database members.

```
SELECT DB2_STATUS, DB2START_TIME, LAST_RESET, LOCAL_CONS, REM_CONS_IN,
       (AGENTS_CREATED_EMPTY_POOL/AGENTS_FROM_POOL) AS AGENT_USAGE,
       DBPARTITIONNUM FROM SYSIBMADM.SNAPDBM ORDER BY DBPARTITIONNUM
```

The following is an example of output from this query.

```
DB2_STATUS  DB2START_TIME          LAST_RESET  ...
-----
ACTIVE      2006-01-06-14.59.59.059879  - ...
ACTIVE      2006-01-06-14.59.59.097605  - ...
ACTIVE      2006-01-06-14.59.59.062798  - ...

  3 record(s) selected.      ...
```

Output from this query (continued).

```
... LOCAL_CONS  REM_CONS_IN  AGENT_USAGE  DBPARTITIONNUM
... -----
...           1           1           0           0
...           0           0           0           1
...           0           0           0           2
```

SNAP_GET_DBM table function

The SNAP_GET_DBM table function returns the same information as the SNAPDBM administrative view, but allows you to retrieve the information for a specific database member, aggregate of all database members or all database members.

Used with the SNAP_GET_DBM_MEMORY_POOL, SNAP_GET_FCM, SNAP_GET_FCM_PART and SNAP_GET_SWITCHES table functions, the SNAP_GET_DBM table function provides the data equivalent to the **GET SNAPSHOT FOR DBM** command.

Refer to [Table 289 on page 1365](#) for a complete list of information that can be returned.

Syntax

➤ SNAP_GET_DBM (*member*) ➤

The schema is SYSPROC.

Table function parameter

member

An optional input argument of type INTEGER that specifies a valid database member number. Specify -1 for the current database member, or -2 for an aggregate of all active database members. If this input option is not used, data will be returned from all active database members. An active database member is a member where the database is available for connection and use by applications.

If *member* is set to NULL, an attempt is made to read data from the file created by SNAP_WRITE_FILE procedure. Note that this file could have been created at any time, which means that the data might not be current. If a file with the corresponding snapshot API request type does not exist, then the SNAP_GET_DBM table function calls the snapshot from memory.

Authorization

One of the following authorizations is required:

- EXECUTE privilege on the SNAP_GET_DBM table function
- DATAACCESS authority

In addition, to access snapshot monitor data, one of the following authorities is also required:

- SYSMON
- SYSCTRL
- SYSMAINT
- SYSADM

Default PUBLIC privilege

In a non-restrictive database, EXECUTE privilege is granted to PUBLIC when the function is automatically created.

Example

Retrieve the start time and current status of database member number 2.

```
SELECT DB2START_TIME, DB2_STATUS FROM TABLE(SNAP_GET_DBM(2)) AS T
```

The following is an example of output from this query.

```
DB2START_TIME          DB2_STATUS
-----
2006-01-06-14.59.59.062798 ACTIVE
```

Information returned

Column name	Data type	Description or corresponding monitor element
SNAPSHOT_TIMESTAMP	TIMESTAMP	The date and time that the snapshot was taken.

Table 289. Information returned by the SNAPDBM administrative view and the SNAP_GET_DBM table function (continued)

Column name	Data type	Description or corresponding monitor element
SORT_HEAP_ALLOCATED	BIGINT	sort_heap_allocated - Total sort heap allocated
POST_THRESHOLD_SORTS	BIGINT	post_threshold_sorts - Post threshold sorts
PIPED_SORTS_REQUESTED	BIGINT	pipedsorts_requested - Piped sorts requested
PIPED_SORTS_ACCEPTED	BIGINT	pipedsorts_accepted - Piped sorts accepted
REM_CONS_IN	BIGINT	rem_cons_in - Remote connections to database manager
REM_CONS_IN_EXEC	BIGINT	rem_cons_in_exec - Remote Connections Executing in the Database Manager monitor element
LOCAL_CONS	BIGINT	local_cons - Local connections
LOCAL_CONS_IN_EXEC	BIGINT	local_cons_in_exec - Local Connections Executing in the Database Manager monitor element
CON_LOCAL_DBASES	BIGINT	con_local_dbases - Local databases with current connects
AGENTS_REGISTERED	BIGINT	agents_registered - Agents registered
AGENTS_WAITING_ON_TOKEN	BIGINT	agents_waiting_on_token - Agents waiting for a token
DB2_STATUS	VARCHAR(12)	db2_status - Status of the database instance This interface returns a text identifier based on definitions in sqlmon.h, and is one of: <ul style="list-style-type: none"> • ACTIVE • QUIESCE_PEND • QUIESCED
AGENTS_REGISTERED_TOP	BIGINT	agents_registered_top - Maximum number of agents registered
AGENTS_WAITING_TOP	BIGINT	agents_waiting_top - Maximum number of agents waiting
COMM_PRIVATE_MEM	BIGINT	comm_private_mem - Committed private memory
IDLE_AGENTS	BIGINT	idle_agents - Number of idle agents
AGENTS_FROM_POOL	BIGINT	agents_from_pool - Agents assigned from pool

Table 289. Information returned by the SNAPDBM administrative view and the SNAP_GET_DBM table function (continued)

Column name	Data type	Description or corresponding monitor element
AGENTS_CREATED_EMPTY_POOL	BIGINT	agents_created_empty_pool - Agents created due to empty agent pool
COORD_AGENTS_TOP	BIGINT	coord_agents_top - Maximum number of coordinating agents
MAX_AGENT_OVERFLOWES	BIGINT	max_agent_overflows - Maximum agent overflows
AGENTS_STOLEN	BIGINT	agents_stolen - Stolen agents
GW_TOTAL_CONS	BIGINT	gw_total_cons - Total number of attempted connections for Db2 Connect
GW_CUR_CONS	BIGINT	gw_cur_cons - Current number of connections for Db2 Connect
GW_CONS_WAIT_HOST	BIGINT	gw_cons_wait_host - Number of connections waiting for the host to reply
GW_CONS_WAIT_CLIENT	BIGINT	gw_cons_wait_client - Number of connections waiting for the client to send request
POST_THRESHOLD_HASH_JOINS	BIGINT	post_threshold_hash_joins - Hash join threshold
NUM_GW_CONN_SWITCHES	BIGINT	num_gw_conn_switches - Connection switches
DB2START_TIME	TIMESTAMP	db2start_time - Start database manager timestamp
LAST_RESET	TIMESTAMP	last_reset - Last reset timestamp
NUM_NODES_IN_DB2_INSTANCE	INTEGER	num_nodes_in_db2_instance - Number of nodes in database partition
PRODUCT_NAME	VARCHAR(32)	product_name - Product name
SERVICE_LEVEL	VARCHAR(18)	service_level - Service level
SORT_HEAP_TOP	BIGINT	sort_heap_top - Sort private heap high water mark
DBPARTITIONNUM	SMALLINT	dbpartitionnum - Database partition number monitor element
POST_THRESHOLD_OLAP_FUNCS	BIGINT	post_threshold_olap_funcs - OLAP function threshold
MEMBER	SMALLINT	member - Database member monitor element

SNAPDBM_MEMORY_POOL administrative view and SNAP_GET_DBM_MEMORY_POOL table function - Retrieve database manager level memory usage information

The SNAPDBM_MEMORY_POOL administrative view and the SNAP_GET_DBM_MEMORY_POOL table function return information about memory usage at the database manager.

Important: Starting in Version 9.7 Fix Pack 5, the SNAPDBM_MEMORY_POOL administrative view and SNAP_GET_DBM_MEMORY_POOL table function have been deprecated and replaced by the [“MON_GET_MEMORY_POOL - get memory pool information”](#) on page 633 and [“MON_GET_MEMORY_SET - get memory set information ”](#) on page 635.

Depending on if you are using the administrative view or the table function, refer to one of the following sections:

- [“SNAPDBM_MEMORY_POOL administrative view”](#) on page 1368
- [“SNAP_GET_DBM_MEMORY_POOL table function”](#) on page 1369

SNAPDBM_MEMORY_POOL administrative view

Used with the SNAPSWITCHES administrative view and the MON_GET_FCM, MON_GET_INSTANCE, MON_GET_MEMORY_SET, and MON_GET_MEMORY_POOL table functions, the SNAPDBM_MEMORY_POOL administrative view provides the data equivalent to the **GET SNAPSHOT FOR DBM** command.

The schema is SYSIBMADM.

Refer to [Table 290 on page 1370](#) for a complete list of information that can be returned.

Authorization

One of the following authorizations is required:

- SELECT privilege on the SNAPDBM_MEMORY_POOL administrative view
- CONTROL privilege on the SNAPDBM_MEMORY_POOL administrative view
- DATAACCESS authority

One of the following is required to use the table function:

- EXECUTE privilege on the SNAP_GET_DBM_MEMORY_POOL table function
- DATAACCESS authority

In addition, to access snapshot monitor data, one of the following authorities is also required:

- SYSMON
- SYSCTRL
- SYSMAINT
- SYSADM

Default PUBLIC privilege

In a non-restrictive database, SELECT privilege is granted to PUBLIC when the view is automatically created.

Example

Retrieve a list of the memory pools and their current size for the database manager of the connected database.

```
SELECT POOL_ID, POOL_CUR_SIZE FROM SNAPDBM_MEMORY_POOL
```

The following is an example of output from this query.

POOL_ID	POOL_CUR_SIZE
MONITOR	65536
OTHER	29622272
FCMBP	57606144
...	

SNAP_GET_DBM_MEMORY_POOL table function

The SNAP_GET_DBM_MEMORY_POOL table function returns the same information as the SNAPDBM_MEMORY_POOL administrative view, but allows you to retrieve the information for a specific database member, aggregate of all database members or all database members.

Used with the SNAP_GET_DBM, SNAP_GET_FCM, SNAP_GET_FCM_PART and SNAP_GET_SWITCHES table functions, the SNAP_GET_DBM_MEMORY_POOL table function provides the data equivalent to the **GET SNAPSHOT FOR DBM** command.

Refer to [Table 290 on page 1370](#) for a complete list of information that can be returned.

Syntax

➤ SNAP_GET_DBM_MEMORY_POOL (*member*) ➤

The schema is SYSPROC.

Table function parameter

member

An optional input argument of type INTEGER that specifies a valid database member number. Specify -1 for the current database member, or -2 for an aggregate of all active database members. If this input option is not used, data will be returned from all active database members. An active database member is a member where the database is available for connection and use by applications.

If *member* is set to NULL, an attempt is made to read data from the file created by SNAP_WRITE_FILE procedure. Note that this file could have been created at any time, which means that the data might not be current. If a file with the corresponding snapshot API request type does not exist, then the SNAP_GET_DBM_MEMORY_POOL table function takes a snapshot for the currently connected database and database member number.

Authorization

One of the following authorizations is required:

- EXECUTE privilege on the SNAP_GET_DBM_MEMORY_POOL table function
- DATAACCESS authority

In addition, to access snapshot monitor data, one of the following authorities is also required:

- SYSMON
- SYSCTRL
- SYSMAINT
- SYSADM

Default PUBLIC privilege

In a non-restrictive database, EXECUTE privilege is granted to PUBLIC when the function is automatically created.

Example

Retrieve a list of the memory pools and their current size for all database partitions of the database manager of the connected database.

```
SELECT POOL_ID, POOL_CUR_SIZE, DBPARTITIONNUM
FROM TABLE(SYSPROC.SNAP_GET_DBM_MEMORY_POOL())
AS T ORDER BY DBPARTITIONNUM
```

The following is an example of output from this query.

POOL_ID	POOL_CUR_SIZE	DBPARTITIONNUM
MONITOR	65536	0
OTHER	29622272	0
FCMBP	57606144	0
MONITOR	65536	1
OTHER	29425664	1
FCMBP	57606144	1
MONITOR	65536	2
OTHER	29425664	2
FCMBP	57606144	2

Information returned

Table 290. Information returned by the SNAPDBM_MEMORY_POOL administrative view and the SNAP_GET_DBM_MEMORY_POOL table function

Column name	Data type	Description or corresponding monitor element
SNAPSHOT_TIMESTAMP	TIMESTAMP	The date and time that the snapshot was taken.
POOL_ID	VARCHAR(14)	pool_id - Memory pool identifier. This interface returns a text identifier based on defines in sqlmon.h, and is one of: <ul style="list-style-type: none"> • APP_GROUP • APPL_CONTROL • APPLICATION • BP • CAT_CACHE • DATABASE • DFM • FCMBP • IMPORT_POOL • LOCK_MGR • MONITOR • OTHER • PACKAGE_CACHE • QUERY • SHARED_SORT • SORT • STATEMENT • STATISTICS • UTILITY

Table 290. Information returned by the SNAPDBM_MEMORY_POOL administrative view and the SNAP_GET_DBM_MEMORY_POOL table function (continued)

Column name	Data type	Description or corresponding monitor element
POOL_CUR_SIZE	BIGINT	pool_cur_size - Current size of memory pool
POOL_WATERMARK	BIGINT	pool_watermark - Memory pool watermark
POOL_CONFIG_SIZE	BIGINT	pool_config_size - Configured size of memory pool
DBPARTITIONNUM	SMALLINT	dbpartitionnum - Database partition number monitor element
MEMBER	SMALLINT	member - Database member monitor element

SNAP_GET_DBM_V95 table function - Retrieve the dbm logical grouping snapshot information

The SNAP_GET_DBM_V95 table function returns the snapshot monitor database manager (dbm) logical grouping information.

Important: The SNAP_GET_DBM_V95 table function is deprecated and have been replaced by the “[MON_GET_INSTANCE table function - Get instance level information](#)” on page 622.

Refer to [Table 291 on page 1372](#) for a complete list of information that can be returned.

Syntax

```
➔ SNAP_GET_DBM_V95 ( member ) ➔
```

The schema is SYSPROC.

Table function parameter

member

An optional input argument of type INTEGER that specifies a valid database member number. Specify -1 for the current database member, or -2 for an aggregate of all active database members. If this input option is not used, data will be returned from all active database members. An active database member is a member where the database is available for connection and use by applications.

If *member* is set to NULL, an attempt is made to read data from the file created by SNAP_WRITE_FILE procedure. Note that this file could have been created at any time, which means that the data might not be current. If a file with the corresponding snapshot API request type does not exist, then the SNAP_GET_DBM_V95 table function calls the snapshot from memory.

Authorization

One of the following authorizations is required:

- EXECUTE privilege on the SNAP_GET_DBM_V95 table function
- DATAACCESS authority

In addition, to access snapshot monitor data, one of the following authorities is also required:

- SYSMON

- SYSCTRL
- SYSMANT
- SYSADM

Default PUBLIC privilege

In a non-restrictive database, EXECUTE privilege is granted to PUBLIC when the function is automatically created.

Example

Retrieve the start time and current status of database member number 2.

```
SELECT DB2START_TIME, DB2_STATUS FROM TABLE(SNAP_GET_DBM_V95(2)) AS T
```

The following is an example of output from this query.

```
DB2START_TIME          DB2_STATUS
-----
2006-01-06-14.59.59.062798 ACTIVE
```

Information returned

<i>Table 291. Information returned by SNAP_GET_DBM_V95 table function</i>		
Column name	Data type	Description or corresponding monitor element
SNAPSHOT_TIMESTAMP	TIMESTAMP	The date and time that the snapshot was taken.
SORT_HEAP_ALLOCATED	BIGINT	sort_heap_allocated - Total sort heap allocated
POST_THRESHOLD_SORTS	BIGINT	post_threshold_sorts - Post threshold sorts
PIPED_SORTS_REQUESTED	BIGINT	pipedsorts_requested - Piped sorts requested
PIPED_SORTS_ACCEPTED	BIGINT	pipedsorts_accepted - Piped sorts accepted
REM_CONS_IN	BIGINT	rem_cons_in - Remote connections to database manager
REM_CONS_IN_EXEC	BIGINT	rem_cons_in_exec - Remote Connections Executing in the Database Manager monitor element
LOCAL_CONS	BIGINT	local_cons - Local connections
LOCAL_CONS_IN_EXEC	BIGINT	local_cons_in_exec - Local Connections Executing in the Database Manager monitor element
CON_LOCAL_DBASES	BIGINT	con_local_dbases - Local databases with current connects
AGENTS_REGISTERED	BIGINT	agents_registered - Agents registered
AGENTS_WAITING_ON_TOKEN	BIGINT	agents_waiting_on_token - Agents waiting for a token

Table 291. Information returned by SNAP_GET_DBM_V95 table function (continued)

Column name	Data type	Description or corresponding monitor element
DB2_STATUS	VARCHAR(12)	db2_status - Status of database instance This interface returns a text identifier based on defines in sqlmon.h, and is one of: <ul style="list-style-type: none"> • ACTIVE • QUIESCE_PEND • QUIESCED
AGENTS_REGISTERED_TOP	BIGINT	agents_registered_top - Maximum number of agents registered
AGENTS_WAITING_TOP	BIGINT	agents_waiting_top - Maximum number of agents waiting
COMM_PRIVATE_MEM	BIGINT	comm_private_mem - Committed private memory
IDLE_AGENTS	BIGINT	idle_agents - Number of idle agents
AGENTS_FROM_POOL	BIGINT	agents_from_pool - Agents assigned from pool
AGENTS_CREATED_EMPTY_POOL	BIGINT	agents_created_empty_pool - Agents created due to empty agent pool
COORD_AGENTS_TOP	BIGINT	coord_agents_top - Maximum number of coordinating agents
MAX_AGENT_OVERFLOWES	BIGINT	max_agent_overflows - Maximum agent overflows
AGENTS_STOLEN	BIGINT	agents_stolen - Stolen agents
GW_TOTAL_CONS	BIGINT	gw_total_cons - Total number of attempted connections for Db2 Connect
GW_CUR_CONS	BIGINT	gw_cur_cons - Current number of connections for Db2 Connect
GW_CONS_WAIT_HOST	BIGINT	gw_cons_wait_host - Number of connections waiting for the host to reply
GW_CONS_WAIT_CLIENT	BIGINT	gw_cons_wait_client - Number of connections waiting for the client to send request
POST_THRESHOLD_HASH_JOINS	BIGINT	post_threshold_hash_joins - Hash join threshold
NUM_GW_CONN_SWITCHES	BIGINT	num_gw_conn_switches - Connection switches
DB2START_TIME	TIMESTAMP	db2start_time - Start database manager timestamp
LAST_RESET	TIMESTAMP	last_reset - Last reset timestamp

<i>Table 291. Information returned by SNAP_GET_DBM_V95 table function (continued)</i>		
Column name	Data type	Description or corresponding monitor element
NUM_NODES_IN_DB2_INSTANCE	INTEGER	num_nodes_in_db2_instance - Number of nodes in database partition
PRODUCT_NAME	VARCHAR(32)	product_name - Product name
SERVICE_LEVEL	VARCHAR(18)	service_level - Service level
SORT_HEAP_TOP	BIGINT	sort_heap_top - Sort private heap high water mark
DBPARTITIONNUM	SMALLINT	dbpartitionnum - Database partition number monitor element
POST_THRESHOLD_OLAP_FUNCS	BIGINT	post_threshold_olap_funcs - OLAP function threshold

SNAPDETAILLOG administrative view and SNAP_GET_DETAILLOG table function - Retrieve snapshot information from the detail_log logical data group

The SNAPDETAILLOG administrative view and the SNAP_GET_DETAILLOG table function return snapshot information from the detail_log logical data group.

Important: The SNAPDETAILLOG administrative view and the SNAP_GET_DETAILLOG table function are deprecated and have been replaced by the [“MON_GET_TRANSACTION_LOG table function - Get log information”](#) on page 843.

Depending on if you are using the administrative view or the table function, refer to one of the following sections:

- [“SNAPDETAILLOG administrative view”](#) on page 1374
- [“SNAP_GET_DETAILLOG table function”](#) on page 1375

SNAPDETAILLOG administrative view

This administrative view allows you to retrieve snapshot information from the detail_log logical data group for the currently connected database.

Used in conjunction with ADMIN_GET_STORAGE_PATHS, MON_GET_DATABASE, MON_GET_HADR, MON_GET_MEMORY_POOL, and MON_GET_MEMORY_SET table functions, the SNAPDETAILLOG administrative view provides information equivalent to the **GET SNAPSHOT FOR DATABASE on database-alias** CLP command.

The schema is SYSIBMADM.

Refer to [Table 292 on page 1377](#) for a complete list of information that is returned.

Authorization

One of the following authorizations is required to use the view:

- SELECT privilege on the SNAPDETAILLOG administrative view
- CONTROL privilege on the SNAPDETAILLOG administrative view
- DATAACCESS authority
- DBADM authority
- SQLADM authority

- ACCESSCTRL authority
- SECADM authority

One of the following is required to use the table function:

- EXECUTE privilege on the SNAP_GET_DETAILLOG table function
- DATAACCESS authority
- DBADM authority
- SQLADM authority

In addition, to access snapshot monitor data, one of the following authorities is also required:

- SYSMON
- SYSCTRL
- SYSMAINT
- SYSADM

Default PUBLIC privilege

In a non-restrictive database, SELECT privilege is granted to PUBLIC when the view is automatically created.

Example

Retrieve log information for all database members for the currently connected database.

```
SELECT SUBSTR(DB_NAME, 1, 8) AS DB_NAME, FIRST_ACTIVE_LOG,
       LAST_ACTIVE_LOG, CURRENT_ACTIVE_LOG, CURRENT_ARCHIVE_LOG,
       DBPARTITIONNUM
FROM SYSIBMADM.SNAPDETAILLOG ORDER BY DBPARTITIONNUM
```

The following is an example of output from this query.

```
DB_NAME  FIRST_ACTIVE_LOG    LAST_ACTIVE_LOG    ...
-----
TEST          0                    8 ...
TEST          0                    8 ...
TEST          0                    8 ...
```

3 record(s) selected.

Output from this query (continued).

```
... CURRENT_ACTIVE_LOG  CURRENT_ARCHIVE_LOG  DBPARTITIONNUM
... -----
...          0          -          0
...          0          -          1
...          0          -          2
```

SNAP_GET_DETAILLOG table function

The SNAP_GET_DETAILLOG table function returns the same information as the SNAPDETAILLOG administrative view.

Used in conjunction with ADMIN_GET_STORAGE_PATHS, MON_GET_HADR, MON_GET_MEMORY_POOL, and SNAP_GET_DB, the SNAPDETAILLOG administrative view provides information equivalent to the **GET SNAPSHOT FOR ALL DATABASES** CLP command.

Refer to [Table 292 on page 1377](#) for a complete list of information that is returned.

Syntax

➤ SNAP_GET_DETAILLOG ((*dbname* , *member*)) ➤

The schema is SYSPROC.

Table function parameters

dbname

An input argument of type VARCHAR(128) that specifies a valid database name in the same instance as the currently connected database. Specify a database name that has a directory entry type of either "Indirect" or "Home", as returned by the **LIST DATABASE DIRECTORY** command. Specify an empty string to take the snapshot from the currently connected database. Specify a NULL value to take the snapshot from all databases within the same instance as the currently connected database.

member

An optional input argument of type INTEGER that specifies a valid database member number. Specify -1 for the current database member, or -2 for an aggregate of all active database members. If *dbname* is not set to NULL and *member* is set to NULL, -1 is set implicitly for *member*. If this input option is not used, that is, only *dbname* is provided, data is returned from all active database members. An active database member is a member where the database is available for connection and use by applications.

If both *dbname* and *member* are set to NULL, an attempt is made to read data from the file created by SNAP_WRITE_FILE procedure. Note that this file could have been created at any time, which means that the data might not be current. If a file with the corresponding snapshot API request type does not exist, then the SNAP_GET_DETAILLOG table function takes a snapshot for the currently connected database and database member number.

Authorization

One of the following authorizations is required:

- EXECUTE privilege on the SNAP_GET_DETAILLOG table function
- DATAACCESS authority

In addition, to access snapshot monitor data, one of the following authorities is also required:

- SYSMON
- SYSCTRL
- SYSMAINT
- SYSADM

Default PUBLIC privilege

In a non-restrictive database, EXECUTE privilege is granted to PUBLIC when the function is automatically created.

Example

Retrieve log information for database member 1 for the currently connected database.

```
SELECT SUBSTR(DB_NAME, 1, 8) AS DB_NAME, FIRST_ACTIVE_LOG,  
       LAST_ACTIVE_LOG, CURRENT_ACTIVE_LOG, CURRENT_ARCHIVE_LOG  
FROM TABLE(SNAP_GET_DETAILLOG('', 1)) AS T
```

The following is an example of output from this query.

DB_NAME	FIRST_ACTIVE_LOG	LAST_ACTIVE_LOG	...
TEST	0	8	...

1 record(s) selected.

Output from this query (continued).

```
... CURRENT_ACTIVE_LOG    CURRENT_ARCHIVE_LOG
... -----
...                        0                -
```

Information returned

Table 292. Information returned by the SNAPDETAILLOG administrative view and SNAP_GET_DETAILLOG table function

Column name	Data type	Description or corresponding monitor element
SNAPSHOT_TIMESTAMP	TIMESTAMP	The date and time that the snapshot was taken.
DB_NAME	VARCHAR(128)	db_name - Database name
FIRST_ACTIVE_LOG	BIGINT	first_active_log - First active log file number
LAST_ACTIVE_LOG	BIGINT	last_active_log - Last active log file number
CURRENT_ACTIVE_LOG	BIGINT	current_active_log - Current active log file number
CURRENT_ARCHIVE_LOG	BIGINT	current_archive_log - Current archive log file number
DBPARTITIONNUM	SMALLINT	dbpartitionnum - Database partition number monitor element
MEMBER	SMALLINT	member - Database member monitor element

SNAP_GET_DETAILLOG_V91 table function - Retrieve snapshot information from the detail_log logical data group

The SNAP_GET_DETAILLOG_V91 table function returns snapshot information from the detail_log logical data group.

Note: This table function has been deprecated and replaced by the “[MON_GET_TRANSACTION_LOG table function - Get log information](#)” on page 843.

Refer to [Table 293 on page 1379](#) for a complete list of information that is returned.

Syntax

```
➔ SNAP_GET_DETAILLOG_V91 ( ( dbname [ , dbpartitionnum ] ) ) ➔
```

The schema is SYSPROC.

Table function parameters

dbname

An input argument of type VARCHAR(128) that specifies a valid database name in the same instance as the currently connected database. Specify a database name that has a directory entry type of

either "Indirect" or "Home", as returned by the **LIST DATABASE DIRECTORY** command. Specify an empty string to take the snapshot from the currently connected database. Specify a NULL value to take the snapshot from all databases within the same instance as the currently connected database.

dbpartitionnum

An optional input argument of type INTEGER that specifies a valid database partition number. Specify -1 for the current database partition, or -2 for an aggregate of all active database partitions. If *dbname* is not set to NULL and *dbpartitionnum* is set to NULL, -1 is set implicitly for *dbpartitionnum*. If this input option is not used, that is, only *dbname* is provided, data is returned from all active database partitions. An active database partition is a partition where the database is available for connection and use by applications.

If both *dbname* and *dbpartitionnum* are set to NULL, an attempt is made to read data from the file created by SNAP_WRITE_FILE procedure. Note that this file could have been created at any time, which means that the data might not be current. If a file with the corresponding snapshot API request type does not exist, then the SNAP_GET_DETAILLOG_V91 table function takes a snapshot for the currently connected database and database partition number.

Authorization

One of the following authorizations is required:

- EXECUTE privilege on the SNAP_GET_DETAILLOG_V91 table function
- DATAACCESS authority

In addition, to access snapshot monitor data, one of the following authorities is also required:

- SYSMON
- SYSCTRL
- SYSMANT
- SYSADM

Default PUBLIC privilege

In a non-restrictive database, EXECUTE privilege is granted to PUBLIC when the function is automatically created.

Example

Retrieve log information for database partition 1 for the currently connected database.

```
SELECT SUBSTR(DB_NAME, 1, 8) AS DB_NAME, FIRST_ACTIVE_LOG,
       LAST_ACTIVE_LOG, CURRENT_ACTIVE_LOG, CURRENT_ARCHIVE_LOG
FROM TABLE(SNAP_GET_DETAILLOG_V91('', 1)) AS T
```

The following is an example of output from this query.

DB_NAME	FIRST_ACTIVE_LOG	LAST_ACTIVE_LOG	...
TEST	0	8	...

1 record(s) selected.

Output from this query (continued).

...	CURRENT_ACTIVE_LOG	CURRENT_ARCHIVE_LOG
...	0	-

Information returned

Table 293. Information returned by the SNAP_GET_DETAILLOG_V91 table function

Column name	Data type	Description or corresponding monitor element
SNAPSHOT_TIMESTAMP	TIMESTAMP	The date and time that the snapshot was taken.
DB_NAME	VARCHAR(128)	db_name - Database name
FIRST_ACTIVE_LOG	BIGINT	first_active_log - First active log file number
LAST_ACTIVE_LOG	BIGINT	last_active_log - Last active log file number
CURRENT_ACTIVE_LOG	BIGINT	current_active_log - Current active log file number
CURRENT_ARCHIVE_LOG	BIGINT	current_archive_log - Current archive log file number
DBPARTITIONNUM	SMALLINT	dbpartitionnum - Database partition number monitor element

SNAP_GET_DYN_SQL_V95 table function - Retrieve dynsql logical group snapshot information

The SNAP_GET_DYN_SQL_V95 table function returns snapshot information from the dynsql logical data group.

Note: This table function has been deprecated and replaced by the “SNAP_GET_DYN_SQL table function” on page 976.

Refer to [Table 294 on page 1381](#) for a complete list of information that can be returned.

Syntax

```
➤ SNAP_GET_DYN_SQL_V95 ( ( — dbname — ) — , member — ) ➤
```

The schema is SYSPROC.

Table function parameters

dbname

An input argument of type VARCHAR(128) that specifies a valid database name in the same instance as the currently connected database. Specify a database name that has a directory entry type of either "Indirect" or "Home", as returned by the **LIST DATABASE DIRECTORY** command. Specify NULL or empty string to take the snapshot from the currently connected database.

member

An optional input argument of type INTEGER that specifies a valid database member number. Specify -1 for the current database member, or -2 for an aggregate of all active database members. If *dbname* is not set to NULL and *member* is set to NULL, -1 is set implicitly for *member*. If this input option is not used, that is, only *dbname* is provided, data is returned from all active database members. An active database member is a member where the database is available for connection and use by applications.

If both *dbname* and *member* are set to NULL, an attempt is made to read data from the file created by SNAP_WRITE_FILE procedure. Note that this file could have been created at any time, which means that

the data might not be current. If a file with the corresponding snapshot API request type does not exist, then the SNAP_GET_DYN_SQL_V95 table function takes a snapshot for the currently connected database and database member number.

Authorization

One of the following authorizations is required:

- EXECUTE privilege on the SNAP_GET_DYN_SQL_V95 table function
- DATAACCESS authority

In addition, to access snapshot monitor data, one of the following authorities is also required:

- SYSMON
- SYSCTRL
- SYSMAINT
- SYSADM

Default PUBLIC privilege

In a non-restrictive database, EXECUTE privilege is granted to PUBLIC when the function is automatically created.

Example

Retrieve a list of dynamic SQL run on the currently connected database member of the currently connected database, ordered by the number of rows read.

```
SELECT PREP_TIME_WORST, NUM_COMPILATIONS, SUBSTR(STMT_TEXT, 1, 60)
AS STMT_TEXT FROM TABLE(SNAP_GET_DYN_SQL_V95('',-1)) as T
ORDER BY ROWS_READ
```

The following is an example of output from this query.

```
PREP_TIME_WORST      ...
-----
0 ...
3 ...
4 ...
4 ...
4 ...
4 ...
3 ...
4 ...
...
```

Output from this query (continued).

```
... NUM_COMPILATIONS      STMT_TEXT
... -----
... 0 SET CURRENT LOCALE LC_CTYPE = 'en_US'
... 1 select rows_read, rows_written,
...   substr(stmt_text, 1, 40) as
... 1 select * from table
...   (snap_get_dyn_sqlv9('',-1)) as t
... 1 select * from table
...   (snap_getdetaillog9('',-1)) as t
... 1 select * from table
...   (snap_get_hadr('',-1)) as t
... 1 select prep_time_worst, num_compilations,
...   substr(stmt_text,
... 1 select prep_time_worst, num_compilations,
...   substr(stmt_text,
```

After running a workload, user can use the following query with the table function.

```
SELECT STATS_FABRICATE_TIME,SYNC_RUNSTATS_TIME
FROM TABLE (SNAP_GET_DYN_SQL_V95('mytestdb', -1))
AS SNAPDB
```

STATS_FABRICATE_TIME	SYNC_RUNSTATS_TIME
2	12
1	30

For the view based on this table function:

```
SELECT STATS_FABRICATE_TIME,SYNC_RUNSTATS_TIME
FROM SYSIBMADM.SNAPDYN_SQL
```

STATS_FABRICATE_TIME	SYNC_RUNSTATS_TIME
5	10
3	20

2 record(s) selected.

Information returned

Table 294. Information returned by the SNAP_GET_DYN_SQL_V95 table function

Column name	Data type	Description or corresponding monitor element
SNAPSHOT_TIMESTAMP	TIMESTAMP	The date and time that the snapshot was taken.
NUM_EXECUTIONS	BIGINT	num_executions - Statement executions
NUM_COMPILATIONS	BIGINT	num_compilations - Statement compilations
PREP_TIME_WORST	BIGINT	prep_time_worst - Statement worst preparation time
PREP_TIME_BEST	BIGINT	prep_time_best - Statement best preparation time
INT_ROWS_DELETED	BIGINT	int_rows_deleted - Internal rows deleted
INT_ROWS_INSERTED	BIGINT	int_rows_inserted - Internal rows inserted
INT_ROWS_UPDATED	BIGINT	int_rows_updated - Internal rows updated
ROWS_READ	BIGINT	rows_read - Rows read
ROWS_WRITTEN	BIGINT	rows_written - Rows written
STMT_SORTS	BIGINT	stmt_sorts - Statement sorts
SORT_OVERFLOWS	BIGINT	sort_overflows - Sort overflows
TOTAL_SORT_TIME	BIGINT	total_sort_time - Total sort time
POOL_DATA_L_READS	BIGINT	pool_data_l_reads - Buffer pool data logical reads
POOL_DATA_P_READS	BIGINT	pool_data_p_reads - Buffer pool data physical reads
POOL_TEMP_DATA_L_READS	BIGINT	pool_temp_data_l_reads - Buffer pool temporary data logical reads

Table 294. Information returned by the SNAP_GET_DYN_SQL_V95 table function (continued)

Column name	Data type	Description or corresponding monitor element
POOL_TEMP_DATA_P_READS	BIGINT	pool_temp_data_p_reads - Buffer pool temporary data physical reads
POOL_INDEX_L_READS	BIGINT	pool_index_l_reads - Buffer pool index logical reads
POOL_INDEX_P_READS	BIGINT	pool_index_p_reads - Buffer pool index physical reads
POOL_TEMP_INDEX_L_READS	BIGINT	pool_temp_index_l_reads - Buffer pool temporary index logical reads
POOL_TEMP_INDEX_P_READS	BIGINT	pool_temp_index_p_reads - Buffer pool temporary index physical reads
POOL_XDA_L_READS	BIGINT	pool_xda_l_reads - Buffer Pool XDA Data Logical Reads
POOL_XDA_P_READS	BIGINT	pool_xda_p_reads - Buffer Pool XDA Data Physical Reads
POOL_TEMP_XDA_L_READS	BIGINT	pool_temp_xda_l_reads - Buffer Pool Temporary XDA Data Logical Reads
POOL_TEMP_XDA_P_READS	BIGINT	pool_temp_xda_p_reads - Buffer Pool Temporary XDA Data Physical Reads monitor element
TOTAL_EXEC_TIME	BIGINT	total_exec_time - Elapsed statement execution time (in seconds)*
TOTAL_EXEC_TIME_MS	BIGINT	total_exec_time - Elapsed statement execution time (fractional, in microseconds)*
TOTAL_USR_CPU_TIME	BIGINT	total_usr_cpu_time - Total user CPU for a statement (in seconds)*
TOTAL_USR_CPU_TIME_MS	BIGINT	total_usr_cpu_time - Total user CPU for a statement (fractional, in microseconds)*
TOTAL_SYS_CPU_TIME	BIGINT	total_sys_cpu_time - Total system CPU for a statement (in seconds)*
TOTAL_SYS_CPU_TIME_MS	BIGINT	total_sys_cpu_time - Total system CPU for a statement (fractional, in microseconds)*
STMT_TEXT	CLOB(2 M)	stmt_text - SQL statement text
DBPARTITIONNUM	SMALLINT	dbpartitionnum - Database partition number monitor element
STATS_FABRICATE_TIME	BIGINT	The total time (in milliseconds) spent by system to create needed statistics without table or index scan during query compilation for a dynamic statement.

Table 294. Information returned by the SNAP_GET_DYN_SQL_V95 table function (continued)

Column name	Data type	Description or corresponding monitor element
SYNC_RUNSTATS_TIME	BIGINT	The total time (in milliseconds) spent on synchronous statistics-collect activities during query compilation for a dynamic statement.
<p>* To calculate the total time spent for the monitor element that this column is based on, you must add the full seconds reported in the column for this monitor element that ends with _S to the fractional seconds reported in the column for this monitor element that ends with _MS, using the following formula: $(\text{monitor-element-name}_S \times 1,000,000 + \text{monitor-element-name}_MS) \div 1,000,000$. For example, $(\text{ELAPSED_EXEC_TIME}_S \times 1,000,000 + \text{ELAPSED_EXEC_TIME}_MS) \div 1,000,000$.</p>		

SNAPFCM administrative view and SNAP_GET_FCM table function - Retrieve the fcm logical data group snapshot information

The SNAPFCM administrative view and the SNAP_GET_FCM table function return information about the fast communication manager from a database manager snapshot, in particular, the fcm logical data group.

Important: The SNAPFCM administrative view and the SNAP_GET_FCM table function are deprecated and have been replaced by the [“MON_GET_FCM - Get FCM metrics”](#) on page 607.

Depending on if you are using the administrative view or the table function, refer to one of the following sections:

- [“SNAPFCM administrative view”](#) on page 1383
- [“SNAP_GET_FCM table function”](#) on page 1384

SNAPFCM administrative view

Used with the SNAPSWITCHES administrative view and the MON_GET_FCM, MON_GET_INSTANCE, MON_GET_MEMORY_SET, and MON_GET_MEMORY_POOL table functions, the SNAPFCM administrative view provides the data equivalent to the **GET SNAPSHOT FOR DBM** command.

The schema is SYSIBMADM.

Refer to [Table 295 on page 1385](#) for a complete list of information that can be returned.

Authorization

One of the following authorizations is required to use the view:

- SELECT privilege on the SNAPFCM administrative view
- CONTROL privilege on the SNAPFCM administrative view
- DATAACCESS authority
- DBADM authority
- SQLADM authority

One of the following is required to use the table function:

- EXECUTE privilege on the SNAP_GET_FCM table function
- DATAACCESS authority
- DBADM authority
- SQLADM authority

In addition, to access snapshot monitor data, one of the following authorities is also required:

- SYSMON
- SYSCTRL
- SYSMAINT
- SYSADM

Default PUBLIC privilege

In a non-restrictive database, SELECT privilege is granted to PUBLIC when the view is automatically created.

Example

Retrieve information about the fast communication manager's message buffers on all members.

```
SELECT BUFF_FREE, BUFF_FREE_BOTTOM, MEMBER
FROM SYSIBMADM.SNAPFCM ORDER BY MEMBER
```

The following is an example of output from this query.

BUFF_FREE	BUFF_FREE_BOTTOM	MEMBER
5120	5100	0
5120	5100	1
5120	5100	2

SNAP_GET_FCM table function

The SNAP_GET_FCM table function returns the same information as the SNAPFCM administrative view, but allows you to retrieve the information for a specific database member, aggregate of all database members or all database members.

Used with the SNAP_GET_DBM, SNAP_GET_DBM_MEMORY_POOL, SNAP_GET_FCM_PART and SNAP_GET_SWITCHES table functions, the SNAP_GET_FCM table function provides the data equivalent to the **GET SNAPSHOT FOR DBM** command.

Refer to [Table 295 on page 1385](#) for a complete list of information that can be returned.

Syntax

►► SNAP_GET_FCM (*member*) ◄◄

The schema is SYSPROC.

Table function parameter

member

An optional input argument of type INTEGER that specifies a valid database member number. Specify -1 for the current member, or -2 for an aggregate of all active members. If *dbname* is not set to NULL and *member* is set to NULL, -1 is set implicitly for *member*. If this input option is not used, data will be returned from all active database members. An active database member is a member where the database is available for connection and use by applications.

If *member* is set to NULL, an attempt is made to read data from the file created by SNAP_WRITE_FILE procedure. Note that this file could have been created at any time, which means that the data might not be current. If a file with the corresponding snapshot API request type does not exist, then the SNAP_GET_FCM table function takes a snapshot for the currently connected database and database member.

Authorization

One of the following authorizations is required:

- EXECUTE privilege on the SNAP_GET_FCM table function
- DATAACCESS authority

In addition, to access snapshot monitor data, one of the following authorities is also required:

- SYSMON
- SYSCTRL
- SYSMAINT
- SYSADM

Default PUBLIC privilege

In a non-restrictive database, EXECUTE privilege is granted to PUBLIC when the function is automatically created.

Example

Retrieve information about the fast communication manager's message buffers on database member 1.

```
SELECT BUFF_FREE, BUFF_FREE_BOTTOM, MEMBER
FROM TABLE(SYSPROC.SNAP_GET_FCM( 1 )) AS T
```

The following is an example of output from this query.

```
-----
BUFF_FREE          BUFF_FREE_BOTTOM    MEMBER
-----
          5120                5100         1
```

Information returned

Column name	Data type	Description or corresponding monitor element
SNAPSHOT_TIMESTAMP	TIMESTAMP	The date and time that the snapshot was taken.
BUFF_FREE	BIGINT	buff_free - FCM buffers currently free
BUFF_FREE_BOTTOM	BIGINT	buff_free_bottom - Minimum FCM Buffers Free
CH_FREE	BIGINT	ch_free - Channels Currently Free
CH_FREE_BOTTOM	BIGINT	ch_free_bottom - Minimum Channels Free
DBPARTITIONNUM	SMALLINT	dbpartitionnum - Database partition number monitor element
MEMBER	SMALLINT	member - Database member monitor element

SNAPFCM_PART administrative view and SNAP_GET_FCM_PART table function - Retrieve the fcm_node logical data group snapshot information

The SNAPFCM_PART administrative view and the SNAP_GET_FCM_PART table function return information about the fast communication manager from a database manager snapshot, in particular, the fcm_node logical data group.

Important: The SNAPFCM_PART administrative view and the SNAP_GET_FCM_PART table function are deprecated and have been replaced by the [“MON_GET_FCM - Get FCM metrics”](#) on page 607.

Depending on if you are using the administrative view or the table function, refer to one of the following sections:

- [“SNAPFCM_PART administrative view”](#) on page 1386
- [“SNAP_GET_FCM_PART table function”](#) on page 1387

SNAPFCM_PART administrative view

Used with the SNAPSWITCHES administrative view and the MON_GET_FCM, MON_GET_INSTANCE, MON_GET_MEMORY_SET, and MON_GET_MEMORY_POOL table functions, the SNAPFCM_PART administrative view provides the data equivalent to the **GET SNAPSHOT FOR DBM** command.

The schema is SYSIBMADM.

Refer to [Table 296 on page 1388](#) for a complete list of information that can be returned.

Authorization

One of the following authorizations is required to use the view:

- SELECT privilege on the SNAPFCM_PART administrative view
- CONTROL privilege on the SNAPFCM_PART administrative view
- DATAACCESS authority
- DBADM authority
- SQLADM authority
- ACCESSCTRL authority
- SECADM authority

One of the following is required to use the table function:

- EXECUTE privilege on the SNAP_GET_FCM_PART table function
- DATAACCESS authority
- DBADM authority
- SQLADM authority

In addition, to access snapshot monitor data, one of the following authorities is also required:

- SYSMON
- SYSCTRL
- SYSMAINT
- SYSADM

Default PUBLIC privilege

In a non-restrictive database, SELECT privilege is granted to PUBLIC when the view is automatically created.

Example

Retrieve buffers sent and received information for the fast communication manager.

```
SELECT CONNECTION_STATUS, TOTAL_BUFFERS_SENT, TOTAL_BUFFERS_RECEIVED
FROM SYSIBMADM.SNAPFCM_PART WHERE MEMBER = 0
```

The following is an example of output from this query.

CONNECTION_STATUS	TOTAL_BUFFERS_SENT	TOTAL_BUFFERS_RCVD
INACTIVE	2	1

1 record(s) selected.

SNAP_GET_FCM_PART table function

The SNAP_GET_FCM_PART table function returns the same information as the SNAPFCM_PART administrative view, but allows you to retrieve the information for a specific database member, aggregate of all database members or all database members.

Used with the SNAP_GET_DBM, SNAP_GET_DBM_MEMORY_POOL, SNAP_GET_FCM and SNAP_GET_SWITCHES table functions, the SNAP_GET_FCM_PART table function provides the data equivalent to the **GET SNAPSHOT FOR DBM** command.

Refer to [Table 296 on page 1388](#) for a complete list of information that can be returned.

Syntax

► SNAP_GET_FCM_PART (*member*) ◄

The schema is SYSPROC.

Table function parameter

member

An optional input argument of type INTEGER that specifies a valid database member number. Specify -1 for the current member. If this input option is not used, data will be returned from all active database members. An active database member is a member where the database is available for connection and use by applications.

If *member* is set to NULL, an attempt is made to read data from the file created by SNAP_WRITE_FILE procedure. Note that this file could have been created at any time, which means that the data might not be current. If a file with the corresponding snapshot API request type does not exist, then the SNAP_GET_FCM_PART table function takes a snapshot for the currently connected database and member.

Authorization

One of the following authorizations is required:

- EXECUTE privilege on the SNAP_GET_FCM_PART table function
- DATAACCESS authority

In addition, to access snapshot monitor data, one of the following authorities is also required:

- SYSMON
- SYSCTRL
- SYSMAINT
- SYSADM

Default PUBLIC privilege

In a non-restrictive database, EXECUTE privilege is granted to PUBLIC when the function is automatically created.

Example

Retrieve buffers sent and received information for the fast communication manager for all members.

```
SELECT FCM_MEMBER, TOTAL_BUFFERS_SENT, TOTAL_BUFFERS_RCVD,
       MEMBER FROM TABLE(SNAP_GET_FCM_PART()) AS T
ORDER BY MEMBER
```

The following is an example of output from this query.

FCM_MEMBER	TOTAL_BUFFERS_SENT	TOTAL_BUFFERS_RCVD	MEMBER
0	305	305	0
1	5647	1664	0
2	5661	1688	0
0	19	19	1
1	305	301	1
2	1688	5661	1
0	1664	5647	2
1	10	10	2
2	301	305	2

Information returned

<i>Table 296. Information returned by the SNAPFCM_PART administrative view and the SNAP_GET_FCM_PART table function</i>		
Column name	Data type	Description or corresponding monitor element
SNAPSHOT_TIMESTAMP	TIMESTAMP	The date and time that the snapshot was taken.
CONNECTION_STATUS	VARCHAR(10)	connection_status - Connection status. This interface returns a text identifier based on the defines in sqlmon.h and is one of: <ul style="list-style-type: none"> • INACTIVE • ACTIVE • CONGESTED
TOTAL_BUFFERS_SENT	BIGINT	total_buffers_sent - Total FCM buffers sent
TOTAL_BUFFERS_RCVD	BIGINT	total_buffers_rcvd - Total FCM buffers received
DBPARTITIONNUM	SMALLINT	dbpartitionnum - Database partition number monitor element
FCM_DBPARTITIONNUM	SMALLINT	The database partition number to which data was sent or from which data was received (as per the TOTAL_BUFFERS_SENT and TOTAL_BUFFERS_RCVD columns).
MEMBER	SMALLINT	member - Database member monitor element

Table 296. Information returned by the SNAPFCM_PART administrative view and the SNAP_GET_FCM_PART table function (continued)

Column name	Data type	Description or corresponding monitor element
FCM_MEMBER	SMALLINT	The member to which data was sent or from which data was received (as per the TOTAL_BUFFERS_SENT and TOTAL_BUFFERS_RCVD columns).

SNAPHADR administrative view and SNAP_GET_HADR table function - Retrieve hadr logical data group snapshot information

The SNAPHADR administrative view and the SNAP_GET_HADR table function return information about high availability disaster recovery from a database snapshot, in particular, the hadr logical data group.

The SNAPHADR administrative view and SNAP_GET_HADR table function have been deprecated and replaced by the “[MON_GET_HADR table function - Returns high availability disaster recovery \(HADR\) monitoring information](#)” on page 610.

Depending on if you are using the administrative view or the table function, refer to one of the following sections:

- “[SNAPHADR administrative view](#)” on page 1389
- “[SNAP_GET_HADR table function](#)” on page 1390

SNAPHADR administrative view

This administrative view allows you to retrieve hadr logical data group snapshot information for the currently connected database. The data is only returned by this view if the database is a primary or standby high availability disaster recovery (HADR) database.

Used with the MON_GET_DATABASE, MON_GET_MEMORY_SET, MON_GET_MEMORY_POOL, MON_GET_TRANSACTION_LOG and ADMIN_GET_STORAGE_PATHS table functions, the SNAPHADR administrative view provides information equivalent to the **GET SNAPSHOT FOR DATABASE ON database-alias** CLP command.

The schema is SYSIBMADM.

Refer to [Table 297 on page 1391](#) for a complete list of information that can be returned.

Authorization

One of the following authorizations is required:

- SELECT privilege on the SNAPHADR administrative view
- CONTROL privilege on the SNAPHADR administrative view
- DATAACCESS authority

One of the following is required to use the table function:

- EXECUTE privilege on the SNAP_GET_HADR table function
- DATAACCESS authority

In addition, to access snapshot monitor data, one of the following authorities is also required:

- SYSMON
- SYSCTRL
- SYSMAINT
- SYSADM

Default PUBLIC privilege

In a non-restrictive database, SELECT privilege is granted to PUBLIC when the view is automatically created.

Example

Retrieve the configuration and status information for HADR on the primary HADR database.

```
SELECT SUBSTR(DB_NAME, 1, 8) AS DBNAME, HADR_ROLE, HADR_STATE,
       HADR_SYNCMODE, HADR_CONNECT_STATUS
FROM SYSIBMADM.SNAPHADR
```

The following is an example of output from this query.

DBNAME	HADR_ROLE	HADR_STATE	HADR_SYNCMODE	HADR_CONNECT_STATUS
SAMPLE	PRIMARY	PEER	SYNC	CONNECTED

1 record(s) selected.

SNAP_GET_HADR table function

The SNAP_GET_HADR table function returns the same information as the SNAPHADR administrative view, but allows you to retrieve the information for a specific database on a specific database member, aggregate of all database members or all database members.

Used with the SNAP_GET_DB, SNAP_GET_DB_MEMORY_POOL, SNAP_GET_DETAILLOG and ADMIN_GET_STORAGE_PATHS table functions, the SNAP_GET_HADR table function provides information equivalent to the **GET SNAPSHOT FOR ALL DATABASES** CLP command.

Refer to [Table 297 on page 1391](#) for a complete list of information that can be returned.

Syntax

```
➤ SNAP_GET_HADR ( ( dbname [ , member ] ) ) ➤
```

The schema is SYSPROC.

Table function parameters

dbname

An input argument of type VARCHAR(128) that specifies a valid database name in the same instance as the currently connected database. Specify a database name that has a directory entry type of either "Indirect" or "Home", as returned by the **LIST DATABASE DIRECTORY** command. Specify an empty string to take the snapshot from the currently connected database. Specify a NULL value to take the snapshot from all databases within the same instance as the currently connected database.

member

An optional input argument of type INTEGER that specifies a valid database member number. Specify -1 for the current database member, or -2 for an aggregate of all active database members. If *dbname* is not set to NULL and *member* is set to NULL, -1 is set implicitly for *member*. If this input option is not used, that is, only *dbname* is provided, data is returned from all active database members. An active database member is a member where the database is available for connection and use by applications.

If both *dbname* and *member* are set to NULL, an attempt is made to read data from the file created by SNAP_WRITE_FILE procedure. Note that this file could have been created at any time, which means that the data might not be current. If a file with the corresponding snapshot API request type does not exist, then the SNAP_GET_HADR table function takes a snapshot for the currently connected database and database member number.

Authorization

One of the following authorizations is required:

- EXECUTE privilege on the SNAP_GET_HADR table function
- DATAACCESS authority

In addition, to access snapshot monitor data, one of the following authorities is also required:

- SYSMON
- SYSCTRL
- SYSMAINT
- SYSADM

Default PUBLIC privilege

In a non-restrictive database, EXECUTE privilege is granted to PUBLIC when the function is automatically created.

Example

Retrieve the configuration and status information for HADR for all databases.

```
SELECT SUBSTR(DB_NAME, 1, 8) AS DBNAME, HADR_ROLE, HADR_STATE,  
       HADR_SYNCMODE, HADR_CONNECT_STATUS  
FROM TABLE (SNAP_GET_HADR (CAST (NULL as VARCHAR(128)), 0)) as T
```

The following is an example of output from this query.

```
DBNAME    HADR_ROLE  HADR_STATE    HADR_SYNCMODE  HADR_CONNECT_STATUS  
-----  
SAMPLE    PRIMARY    PEER          SYNC           CONNECTED  
TESTDB    PRIMARY    DISCONNECTED  NEARSYNC       DISCONNECTED
```

2 record(s) selected.

Information returned

Column name	Data type	Description or corresponding monitor element
SNAPSHOT_TIMESTAMP	TIMESTAMP	The date and time that the snapshot was taken.
DB_NAME	VARCHAR(128)	db_name - Database name
HADR_ROLE	VARCHAR(10)	hadr_role - HADR role. This interface returns a text identifier based on the defines in sqlmon.h, and is one of: <ul style="list-style-type: none">• PRIMARY• STANDARD• STANDBY

Table 297. Information returned by the SNAPHADR administrative view and the SNAP_GET_HADR table function (continued)

Column name	Data type	Description or corresponding monitor element
HADR_STATE	VARCHAR(14)	<p>hdr_state - HADR state. This interface returns a text identifier based on the defines in sqlmon.h, and is one of:</p> <ul style="list-style-type: none"> • DISCONNECTED • LOCAL_CATCHUP • PEER • REM_CATCH_PEN • REM_CATCHUP
HADR_SYNCMODE	VARCHAR(10)	<p>hdr_syncmode - HADR synchronization mode. This interface returns a text identifier based on the defines in sqlmon.h, and is one of:</p> <ul style="list-style-type: none"> • ASYNC • NEARSYNC • SUPERASYNC • SYNC
HADR_CONNECT_STATUS	VARCHAR(12)	<p>hdr_connect_status - HADR connection status. This interface returns a text identifier based on the defines in sqlmon.h, and is one of:</p> <ul style="list-style-type: none"> • CONGESTED • CONNECTED • DISCONNECTED
HADR_CONNECT_TIME	TIMESTAMP	hdr_connect_time - HADR connection time
HADR_HEARTBEAT	INTEGER	hdr_heartbeat - HADR heartbeat
HADR_LOCAL_HOST	VARCHAR(255)	hdr_local_host - HADR local host
HADR_LOCAL_SERVICE	VARCHAR(40)	hdr_local_service - HADR local service
HADR_REMOTE_HOST	VARCHAR(255)	hdr_remote_host - HADR remote host
HADR_REMOTE_SERVICE	VARCHAR(40)	hdr_remote_service - HADR remote service
HADR_REMOTE_INSTANCE	VARCHAR(128)	hdr_remote_instance - HADR remote instance
HADR_TIMEOUT	BIGINT	hdr_timeout - HADR timeout
HADR_PRIMARY_LOG_FILE	VARCHAR(255)	hdr_primary_log_file - HADR primary log file
HADR_PRIMARY_LOG_PAGE	BIGINT	hdr_primary_log_page - HADR primary log page

Table 297. Information returned by the SNAPHADR administrative view and the SNAP_GET_HADR table function (continued)

Column name	Data type	Description or corresponding monitor element
HADR_PRIMARY_LOG_LSN	BIGINT	hadr_primary_log_lsn - HADR primary log LSN
HADR_STANDBY_LOG_FILE	VARCHAR(255)	hadr_standby_log_file - HADR standby log file
HADR_STANDBY_LOG_PAGE	BIGINT	hadr_standby_log_page - HADR standby log page
HADR_STANDBY_LOG_LSN	BIGINT	hadr_standby_log_lsn - HADR standby log LSN
HADR_LOG_GAP	BIGINT	hadr_log_gap - HADR log gap
DBPARTITIONNUM	SMALLINT	dbpartitionnum - Database partition number monitor element
MEMBER	SMALLINT	member - Database member monitor element

SNAPLOCK administrative view and SNAP_GET_LOCK table function - Retrieve lock logical data group snapshot information

The SNAPLOCK administrative view and the SNAP_GET_LOCK table function return snapshot information about locks, in particular, the lock logical data group.

Note: This administrative view and table function have been deprecated and replaced by the [“MON_GET_APPL_LOCKWAIT - Get information about locks for which an application is waiting”](#) on page 503, [“MON_GET_LOCKS - List all locks in the currently connected database”](#) on page 628, and [“MON_FORMAT_LOCK_NAME - Format the internal lock name and return details”](#) on page 420.

Depending on if you are using the administrative view or the table function, refer to one of the following sections:

- [“SNAPLOCK administrative view”](#) on page 1393
- [“SNAP_GET_LOCK table function”](#) on page 1394

SNAPLOCK administrative view

This administrative view allows you to retrieve lock logical data group snapshot information for the currently connected database.

Used with the SNAPLOCKWAIT administrative view, the SNAPLOCK administrative view provides information equivalent to the **GET SNAPSHOT FOR LOCKS ON database-alias** CLP command.

The schema is SYSIBMADM.

Refer to [Table 298 on page 1395](#) for a complete list of information that can be returned.

Authorization

One of the following authorizations is required:

- SELECT privilege on the SNAPLOCK administrative view
- CONTROL privilege on the SNAPLOCK administrative view
- DATAACCESS authority

One of the following is required to use the table function:

- EXECUTE privilege on the SNAP_GET_LOCK table function
- DATAACCESS authority

In addition, to access snapshot monitor data, one of the following authorities is also required:

- SYSMON
- SYSCTRL
- SYSMAINT
- SYSADM

Default PUBLIC privilege

In a non-restrictive database, SELECT privilege is granted to PUBLIC when the view is automatically created.

Example

Retrieve lock information for the database member 0 of the currently connected database.

```
SELECT AGENT_ID, LOCK_OBJECT_TYPE, LOCK_MODE, LOCK_STATUS
FROM SYSIBMADM.SNAPLOCK WHERE DBPARTITIONNUM = 0
```

The following is an example of output from this query.

```
AGENT_ID          LOCK_OBJECT_TYPE  LOCK_MODE  LOCK_STATUS
-----
              7 TABLE                IX          GRNT

1 record(s) selected.
```

SNAP_GET_LOCK table function

The SNAP_GET_LOCK table function returns the same information as the SNAPLOCK administrative view, but allows you to retrieve the information for a specific database on a specific database member, aggregate of all database members or all database members.

Used with the SNAP_GET_LOCKWAIT table function, the SNAP_GET_LOCK table function provides information equivalent to the **GET SNAPSHOT FOR LOCKS ON database-alias** CLP command.

Refer to [Table 298 on page 1395](#) for a complete list of information that can be returned.

Syntax

```
➔ SNAP_GET_LOCK ( ( — dbname — ) — ) ➔
```

└─── , *member* ───┘

The schema is SYSPROC.

Table function parameters

dbname

An input argument of type VARCHAR(128) that specifies a valid database name in the same instance as the currently connected database. Specify a database name that has a directory entry type of either "Indirect" or "Home", as returned by the **LIST DATABASE DIRECTORY** command. Specify a null value or empty string to take the snapshot from the currently connected database.

member

An optional input argument of type INTEGER that specifies a valid database member number. Specify -1 for the current database member, or -2 for an aggregate of all active database members. If *dbname* is not set to NULL and *member* is set to NULL, -1 is set implicitly for *member*. If this input

option is not used, that is, only *dbname* is provided, data is returned from all active database members. An active database member is a member where the database is available for connection and use by applications.

If both *dbname* and *member* are set to NULL, an attempt is made to read data from the file created by SNAP_WRITE_FILE procedure. Note that this file could have been created at any time, which means that the data might not be current. If a file with the corresponding snapshot API request type does not exist, then the SNAP_GET_LOCK table function takes a snapshot for the currently connected database and database member number.

Authorization

One of the following authorizations is required:

- EXECUTE privilege on the SNAP_GET_LOCK table function
- DATAACCESS authority

In addition, to access snapshot monitor data, one of the following authorities is also required:

- SYSMON
- SYSCTRL
- SYSMAINT
- SYSADM

Default PUBLIC privilege

In a non-restrictive database, EXECUTE privilege is granted to PUBLIC when the function is automatically created.

Example

Retrieve lock information for the current database member of the currently connected database.

```
SELECT AGENT_ID, LOCK_OBJECT_TYPE, LOCK_MODE, LOCK_STATUS
FROM TABLE(SNAP_GET_LOCK(' ', -1)) as T
```

The following is an example of output from this query.

```
AGENT_ID      LOCK_OBJECT_TYPE  LOCK_MODE  LOCK_STATUS
-----
680 INTERNALV_LOCK   S          GRNT
680 INTERNALP_LOCK S          GRNT
```

2 record(s) selected.

Information returned

<i>Table 298. Information returned by the SNAPLOCK administrative view and the SNAP_GET_LOCK table function</i>		
Column name	Data type	Description or corresponding monitor element
SNAPSHOT_TIMESTAMP	TIMESTAMP	The date and time that the snapshot was taken.
AGENT_ID	BIGINT	agent_id - Application handle (agent ID)
TAB_FILE_ID	BIGINT	table_file_id - Table file identification

Table 298. Information returned by the SNAPLOCK administrative view and the SNAP_GET_LOCK table function (continued)

Column name	Data type	Description or corresponding monitor element
LOCK_OBJECT_TYPE	VARCHAR(18)	<p>lock_object_type - Lock object type waited on. This interface returns a text identifier based on the defines in sqlmon.h and is one of:</p> <ul style="list-style-type: none"> • AUTORESIZE_LOCK • AUTOSTORAGE_LOCK • BLOCK_LOCK • EOT_LOCK • INPLACE_REORG_LOCK • INTERNAL_LOCK • INTERNALB_LOCK • INTERNALC_LOCK • INTERNALJ_LOCK • INTERNALL_LOCK • INTERNALO_LOCK • INTERNALQ_LOCK • INTERNALP_LOCK • INTERNALS_LOCK • INTERNALT_LOCK • INTERNALV_LOCK • KEYVALUE_LOCK • ROW_LOCK • SYSBOOT_LOCK • TABLE_LOCK • TABLE_PART_LOCK • TABLESPACE_LOCK • XML_PATH_LOCK • COL_TABLE_SERIALIZE_LOCK

Table 298. Information returned by the SNAPLOCK administrative view and the SNAP_GET_LOCK table function (continued)

Column name	Data type	Description or corresponding monitor element
LOCK_MODE	VARCHAR(10)	lock_mode - Lock mode. This interface returns a text identifier based on the defines in sqlmon.h and is one of: <ul style="list-style-type: none"> • IN • IS • IX • NON (if no lock) • NS • NW • S • SIX • U • X • Z
LOCK_STATUS	VARCHAR(10)	lock_status - Lock status. This interface returns a text identifier based on the defines in sqlmon.h and is one of: <ul style="list-style-type: none"> • CONV • GRNT
LOCK_ESCALATION	SMALLINT	lock_escalation - Lock escalation
TABNAME	VARCHAR(128)	table_name - Table name
TABSCHEMA	VARCHAR(128)	table_schema - Table schema name
TBSP_NAME	VARCHAR(128)	tablespace_name - Table space name
LOCK_ATTRIBUTES	VARCHAR(128)	lock_attributes - Lock attributes. This interface returns a text identifier based on the defines in sqlmon.h. If there are no locks, the text identifier is NONE, otherwise, it is any combination of the following separated by a '+' sign: <ul style="list-style-type: none"> • ALLOW_NEW • DELETE_IN_BLOCK • ESCALATED • INSERT • NEW_REQUEST • RR • RR_IN_BLOCK • UPDATE_DELETE • WAIT_FOR_AVAIL
LOCK_COUNT	BIGINT	lock_count - Lock count

Table 298. Information returned by the SNAPLOCK administrative view and the SNAP_GET_LOCK table function (continued)

Column name	Data type	Description or corresponding monitor element
LOCK_CURRENT_MODE	VARCHAR(10)	lock_current_mode - Original lock mode before conversion. This interface returns a text identifier based on the defines in sqlmon.h and is one of: <ul style="list-style-type: none"> • IN • IS • IX • NON (if no lock) • NS • NW • S • SIX • U • X • Z
LOCK_HOLD_COUNT	BIGINT	lock_hold_count - Lock hold count
LOCK_NAME	VARCHAR(32)	lock_name - Lock name
LOCK_RELEASE_FLAGS	BIGINT	lock_release_flags - Lock release flags
DATA_PARTITION_ID	INTEGER	data_partition_id - Data Partition identifier. For a non-partitioned table, this element is NULL.
DBPARTITIONNUM	SMALLINT	dbpartitionnum - Database partition number monitor element
MEMBER	SMALLINT	member - Database member monitor element

SNAPLOCKWAIT administrative view and SNAP_GET_LOCKWAIT table function - Retrieve lockwait logical data group snapshot information

The SNAPLOCKWAIT administrative view and the SNAP_GET_LOCKWAIT table function return snapshot information about lock waits, in particular, the lockwait logical data group.

Note: This administrative view and table function have been deprecated and replaced by the “[MON_LOCKWAITS administrative view - Retrieve metrics for applications that are waiting to obtain locks](#)” on page 382 and the “[MON_GET_APPL_LOCKWAIT - Get information about locks for which an application is waiting](#)” on page 503, “[MON_GET_LOCKS - List all locks in the currently connected database](#)” on page 628, and “[MON_FORMAT_LOCK_NAME - Format the internal lock name and return details](#)” on page 420.

Depending on if you are using the administrative view or the table function, refer to one of the following sections:

- “[SNAPLOCKWAIT administrative view](#)” on page 1399
- “[SNAP_GET_LOCKWAIT table function](#)” on page 1399

SNAPLOCKWAIT administrative view

This administrative view allows you to retrieve lockwait logical data group snapshot information for the currently connected database.

Used with the SNAPLOCK administrative view, the SNAPLOCKWAIT administrative view provides information equivalent to the **GET SNAPSHOT FOR LOCKS ON database-alias** CLP command.

The schema is SYSIBMADM.

Refer to [Table 299 on page 1401](#) for a complete list of information that can be returned.

Authorization

One of the following authorizations is required:

- SELECT privilege on the SNAPLOCKWAIT administrative view
- CONTROL privilege on the SNAPLOCKWAIT administrative view
- DATAACCESS authority

One of the following is required to use the table function:

- EXECUTE privilege on the SNAP_GET_LOCKWAIT table function
- DATAACCESS authority

In addition, to access snapshot monitor data, one of the following authorities is also required:

- SYSMON
- SYSCTRL
- SYSMAINT
- SYSADM

Default PUBLIC privilege

In a non-restrictive database, SELECT privilege is granted to PUBLIC when the view is automatically created.

Example

Retrieve lock wait information for database member 0 for the currently connected database.

```
SELECT AGENT_ID, LOCK_MODE, LOCK_OBJECT_TYPE, AGENT_ID_HOLDING_LK,  
       LOCK_MODE_REQUESTED FROM SYSIBMADM.SNAPLOCKWAIT  
WHERE DBPARTITIONNUM = 0
```

The following is an example of output from this query.

```
AGENT_ID    LOCK_MODE  LOCK_OBJECT_TYPE  ...  
-----  
          7 IX          TABLE          ...
```

1 record(s) selected.

Output from this query (continued).

```
... AGENT_ID_HOLDING_LK  LOCK_MODE_REQUESTED  
... -----  
...                   12 IS
```

SNAP_GET_LOCKWAIT table function

The SNAP_GET_LOCKWAIT table function returns the same information as the SNAPLOCKWAIT administrative view, but allows you to retrieve the information for a specific database on a specific database member, aggregate of all database members or all database members.


```

AGENT_ID      LOCK_MODE  LOCK_OBJECT_TYPE  ...
-----
12 X          ROW_LOCK  ...

1 record(s) selected.

```

Output from this query (continued).

```

... AGENT_ID_HOLDING_LK  LOCK_MODE_REQUESTED
... -----
...                      7 X

```

Usage note

To see lock wait information, you must first turn on the default LOCK monitor switch in the database manager configuration. To have the change take effect immediately explicitly attach to the instance using CLP and then issue the CLP command:

```
UPDATE DATABASE MANAGER CONFIGURATION CLP USING DFT_MON_LOCK ON
```

The default setting can also be turned on through the ADMIN_CMD stored procedure. For example:

```
CALL SYSPROC.ADMIN_CMD('update dbm cfg using DFT_MON_LOCK ON')
```

If the ADMIN_CMD stored procedure is used or if the clp command is used without having previously attached to the instance, the instance must be recycled before the change takes effect.

Information returned

Table 299. Information returned by the SNAPLOCKWAIT administrative view and the SNAP_GET_LOCKWAIT table function

Column name	Data type	Description or corresponding monitor element
SNAPSHOT_TIMESTAMP	TIMESTAMP	The date and time that the snapshot was taken.
AGENT_ID	BIGINT	agent_id - Application handle (agent ID)
SUBSECTION_NUMBER	BIGINT	ss_number - Subsection number
LOCK_MODE	VARCHAR(10)	lock_mode - Lock mode. This interface returns a text identifier based on the defines in sqlmon.h and is one of: <ul style="list-style-type: none"> • IN • IS • IX • NON (if no lock) • NS • NW • S • SIX • U • X • Z

Table 299. Information returned by the SNAPLOCKWAIT administrative view and the SNAP_GET_LOCKWAIT table function (continued)

Column name	Data type	Description or corresponding monitor element
LOCK_OBJECT_TYPE	VARCHAR(18)	lock_object_type - Lock object type waited on. This interface returns a text identifier based on the defines in sqlmon.h and is one of: <ul style="list-style-type: none"> • AUTORESIZE_LOCK • AUTOSTORAGE_LOCK • BLOCK_LOCK • EOT_LOCK • INPLACE_REORG_LOCK • INTERNAL_LOCK • INTERNALB_LOCK • INTERNALC_LOCK • INTERNALJ_LOCK • INTERNALL_LOCK • INTERNALO_LOCK • INTERNALQ_LOCK • INTERNALP_LOCK • INTERNALS_LOCK • INTERNALT_LOCK • INTERNALV_LOCK • KEYVALUE_LOCK • ROW_LOCK • SYSBOOT_LOCK • TABLE_LOCK • TABLE_PART_LOCK • TABLESPACE_LOCK • XML_PATH_LOCK
AGENT_ID_HOLDING_LK	BIGINT	agent_id_holding_lock - Agent ID holding lock
LOCK_WAIT_START_TIME	TIMESTAMP	lock_wait_start_time - Lock wait start timestamp

Table 299. Information returned by the SNAPLOCKWAIT administrative view and the SNAP_GET_LOCKWAIT table function (continued)

Column name	Data type	Description or corresponding monitor element
LOCK_MODE_REQUESTED	VARCHAR(10)	lock_mode_requested - Lock mode requested. This interface returns a text identifier based on the defines in sqlmon.h and is one of: <ul style="list-style-type: none"> • IN • IS • IX • NON (if no lock) • NS • NW • S • SIX • U • X • Z
LOCK_ESCALATION	SMALLINT	lock_escalation - Lock escalation
TABNAME	VARCHAR(128)	table_name - Table name
TABSCHEMA	VARCHAR(128)	table_schema - Table schema name
TBSP_NAME	VARCHAR(128)	tablespace_name - Table space name
APPL_ID_HOLDING_LK	VARCHAR(128)	appl_id_holding_lk - Application ID holding lock
LOCK_ATTRIBUTES	VARCHAR(128)	lock_attributes - Lock attributes. This interface returns a text identifier based on the defines in sqlmon.h. If there are no locks, the text identifier is NONE, otherwise, it is any combination of the following separated by a '+' sign: <ul style="list-style-type: none"> • ALLOW_NEW • DELETE_IN_BLOCK • ESCALATED • INSERT • NEW_REQUEST • RR • RR_IN_BLOCK • UPDATE_DELETE • WAIT_FOR_AVAIL

Table 299. Information returned by the SNAPLOCKWAIT administrative view and the SNAP_GET_LOCKWAIT table function (continued)

Column name	Data type	Description or corresponding monitor element
LOCK_CURRENT_MODE	VARCHAR(10)	lock_current_mode - Original lock mode before conversion. This interface returns a text identifier based on the defines in sqlmon.h and is one of: <ul style="list-style-type: none"> • IN • IS • IX • NON (if no lock) • NS • NW • S • SIX • U • X • Z
LOCK_NAME	VARCHAR(32)	lock_name - Lock name
LOCK_RELEASE_FLAGS	BIGINT	lock_release_flags - Lock release flags.
DATA_PARTITION_ID	INTEGER	data_partition_id - Data Partition identifier. For a non-partitioned table, this element is NULL.
DBPARTITIONNUM	SMALLINT	dbpartitionnum - Database partition number monitor element
MEMBER	SMALLINT	member - Database member monitor element

SNAPTbsp_range administrative view and snap_get_tbsp_range table function - Retrieve range snapshot information

The SNAPTbsp_range administrative view and the snap_get_tbsp_range table function return information from a range snapshot.

Important: The SNAPTbsp_range administrative view and snap_get_tbsp_range table function are deprecated and have been replaced by [“MON_GET_TABLESPACE_RANGE table function - Get information about table space ranges”](#) on page 836.

Depending on if you are using the administrative view or the table function, refer to one of the following sections:

- [“SNAPTbsp_range administrative view”](#) on page 1404
- [“snap_get_tbsp_range table function”](#) on page 1406

SNAPTbsp_range administrative view

This administrative view allows you to retrieve range snapshot information for the currently connected database.

Used with the SNAPTbsp_QUIESCER administrative view and the MON_GET_TABLESPACE and the MON_GET_CONTAINER table functions, the SNAPTbsp_RANGE administrative view provides information equivalent to the **GET SNAPSHOT FOR TABLESPACES ON database-alias** CLP command.

The schema is SYSIBMADM.

Refer to [Table 300 on page 1408](#) for a complete list of information that can be returned.

Authorization

One of the following authorizations is required to use the view:

- SELECT privilege on the SNAPTbsp_RANGE administrative view
- CONTROL privilege on the SNAPTbsp_RANGE administrative view
- DATAACCESS authority
- DBADM authority
- SQLADM authority

One of the following is required to use the table function:

- EXECUTE privilege on the SNAP_GET_TBSP_RANGE table function
- DATAACCESS authority
- DBADM authority
- SQLADM authority

In addition, to access snapshot monitor data, one of the following authorities is also required:

- SYSMON
- SYSCTRL
- SYSMAINT
- SYSADM

Default PUBLIC privilege

In a non-restrictive database, SELECT privilege is granted to PUBLIC when the view is automatically created.

Example

Select information about table space ranges for all database members for the currently connected database.

```
SELECT TBSP_ID, SUBSTR(TBSP_NAME, 1, 15) AS TBSP_NAME, RANGE_NUMBER,
       RANGE_STRIPE_SET_NUMBER, RANGE_OFFSET, RANGE_MAX_PAGE,
       RANGE_MAX_EXTENT, RANGE_START_STRIPE, RANGE_END_STRIPE,
       RANGE_ADJUSTMENT, RANGE_NUM_CONTAINER, RANGE_CONTAINER_ID,
       DBPARTITIONNUM FROM SYSIBMADM.SNAPTbsp_RANGE
ORDER BY DBPARTITIONNUM
```

The following is an example of output from this query.

TBSP_ID	TBSP_NAME	RANGE_NUMBER	RANGE_STRIPE_SET_NUMBER	...
0	SYSCATSPACE	0	0	...
2	USERSPACE1	0	0	...
3	SYSTOOLSPACE	0	0	...
2	USERSPACE1	0	0	...
2	USERSPACE1	0	0	...

5 record(s) selected.

Output from this query (continued).

...	RANGE_OFFSET	RANGE_MAX_PAGE	RANGE_MAX_EXTENT	...
...	0	11515	2878	...
...	0	479	14	...
...	0	251	62	...
...	0	479	14	...
...	0	479	14	...

Output from this query (continued).

...	RANGE_START_STRIPE	RANGE_END_STRIPE	RANGE_ADJUSTMENT	...
...	0	2878	0	...
...	0	14	0	...
...	0	62	0	...
...	0	14	0	...
...	0	14	0	...

Output from this query (continued).

...	RANGE_NUM_CONTAINER	RANGE_CONTAINER_ID	DBPARTITIONNUM
...	1	0	0
...	1	0	0
...	1	0	0
...	1	0	1
...	1	0	2

SNAP_GET_TBSP_RANGE table function

The SNAP_GET_TBSP_RANGE table function returns the same information as the SNAPTbsp_RANGE administrative view, but allows you to retrieve the information for a specific database on a specific database member, aggregate of all database members or all database members.

Used with the SNAP_GET_TBSP, SNAP_GET_TBSP_PART, SNAP_GET_TBSP_QUIESCER and SNAP_GET_CONTAINER table functions, the SNAP_GET_TBSP_RANGE table function provides information equivalent to the **GET SNAPSHOT FOR TABLESPACES ON database-alias** CLP command.

Refer to [Table 300 on page 1408](#) for a complete list of information that can be returned.

Syntax

➤ SNAP_GET_TBSP_RANGE ((*dbname* , *member*) ➤

The schema is SYSPROC.

Table function parameters

dbname

An input argument of type VARCHAR(128) that specifies a valid database name in the same instance as the currently connected database. Specify a database name that has a directory entry type of either "Indirect" or "Home", as returned by the **LIST DATABASE DIRECTORY** command. Specify NULL or empty string to take the snapshot from the currently connected database.

member

An optional input argument of type INTEGER that specifies a valid database member number. Specify -1 for the current database member, or -2 for an aggregate of all active database members. If *dbname* is not set to NULL and *member* is set to NULL, -1 is set implicitly for *member*. If this input option is not used, that is, only *dbname* is provided, data is returned from all active database members. An active database member is a member where the database is available for connection and use by applications.

If both *dbname* and *member* are set to NULL, an attempt is made to read data from the file created by SNAP_WRITE_FILE procedure. Note that this file could have been created at any time, which means that

the data might not be current. If a file with the corresponding snapshot API request type does not exist, then the SNAP_GET_TBSP_RANGE table function takes a snapshot for the currently connected database and database member number.

Authorization

One of the following authorizations is required:

- EXECUTE privilege on the SNAP_GET_TBSP_RANGE table function
- DATAACCESS authority

In addition, to access snapshot monitor data, one of the following authorities is also required:

- SYSMON
- SYSCTRL
- SYSMAINT
- SYSADM

Default PUBLIC privilege

In a non-restrictive database, EXECUTE privilege is granted to PUBLIC when the function is automatically created.

Examples

Select information about the table space range for the table space with `tbasp_id = 2` on the currently connected database member.

```
SELECT TBSP_ID, SUBSTR(TBSP_NAME, 1, 15) AS TBSP_NAME, RANGE_NUMBER,
       RANGE_STRIPE_SET_NUMBER, RANGE_OFFSET, RANGE_MAX_PAGE, RANGE_MAX_EXTENT,
       RANGE_START_STRIPE, RANGE_END_STRIPE, RANGE_ADJUSTMENT,
       RANGE_NUM_CONTAINER, RANGE_CONTAINER_ID
FROM TABLE(SNAP_GET_TBSP_RANGE(' ', -1)) AS T WHERE TBSP_ID = 2
```

The following is an example of output from this query.

```
TBSP_ID      TBSP_NAME      RANGE_NUMBER    ...
-----
      2  USERSPACE1          0 ...

1 record(s) selected.
```

Output from this query (continued).

```
... RANGE_STRIPE_SET_NUMBER RANGE_OFFSET RANGE_MAX_PAGE ...
... -----
...                0                0                3967 ...
```

Output from this query (continued).

```
... RANGE_MAX_EXTENT RANGE_START_STRIPE RANGE_END_STRIPE ...
... -----
...                123                0                123 ...
```

Output from this query (continued).

```
... RANGE_ADJUSTMENT RANGE_NUM_CONTAINER RANGE_CONTAINER_ID
... -----
...                0                1                0
```

Information returned

<i>Table 300. Information returned by the SNAPTBSP_RANGE administrative view and the SNAP_GET_TBSP_RANGE table function</i>		
Column name	Data type	Description or corresponding monitor element
SNAPSHOT_TIMESTAMP	TIMESTAMP	The date and time that the snapshot was taken.
TBSP_ID	BIGINT	tablespace_id - Table space identification
TBSP_NAME	VARCHAR(128)	tablespace_name - Table space name
RANGE_NUMBER	BIGINT	range_number - Range number
RANGE_STRIPE_SET_NUMBER	BIGINT	range_stripe_set_number - Stripe set number
RANGE_OFFSET	BIGINT	range_offset - Range offset
RANGE_MAX_PAGE	BIGINT	range_max_page_number - Maximum page in range
RANGE_MAX_EXTENT	BIGINT	range_max_extent - Maximum extent in range
RANGE_START_STRIPE	BIGINT	range_start_stripe - Start stripe
RANGE_END_STRIPE	BIGINT	range_end_stripe - End stripe
RANGE_ADJUSTMENT	BIGINT	range_adjustment - Range adjustment
RANGE_NUM_CONTAINER	BIGINT	range_num_container - Number of containers in range
RANGE_CONTAINER_ID	BIGINT	range_container_id - Range container
DBPARTITIONNUM	SMALLINT	dbpartitionnum - Database partition number monitor element

SNAPSTMT administrative view and SNAP_GET_STMT table function - Retrieve statement snapshot information

The SNAPSTMT administrative view and the SNAP_GET_STMT table function return information about SQL or XQuery statements from an application snapshot.

Important: The SNAPSTMT administrative view and the SNAP_GET_STMT table function are deprecated. Use the [“MON_GET_ACTIVITY table function - Return a list of activities” on page 454](#) to retrieve the information returned by these deprecated interfaces.

Depending on if you are using the administrative view or the table function, refer to one of the following sections:

- [“SNAPSTMT administrative view” on page 1408](#)
- [“SNAP_GET_STMT table function” on page 1410](#)

SNAPSTMT administrative view

This administrative view allows you to retrieve statement snapshot information for the currently connected database.

Used with the MON_GET_AGENT, MON_GET_CONNECTION, MON_GET_MEMORY_POOL, and MON_GET_MEMORY_SET table functions and the MON_CURRENT_SQL and SNAPSUBSECTION administrative views, the SNAPSTMT administrative view provides information equivalent to the **GET SNAPSHOT FOR APPLICATIONS on database-alias** CLP command, but retrieves data from all database members.

The schema is SYSIBMADM.

Refer to [Table 301 on page 1411](#) for a complete list of information that can be returned.

Authorization

One of the following authorizations is required to use the view:

- SELECT privilege on the SNAPSTMT administrative view
- CONTROL privilege on the SNAPSTMT administrative view
- DATAACCESS authority
- DBADM authority
- SQLADM authority
- ACCESSCTRL authority
- SECADM authority

One of the following is required to use the table function:

- EXECUTE privilege on the SNAP_GET_STMT table function
- DATAACCESS authority
- DBADM authority
- SQLADM authority

In addition, to access snapshot monitor data, one of the following authorities is also required:

- SYSMON
- SYSCTRL
- SYSMAINT
- SYSADM

Default PUBLIC privilege

In a non-restrictive database, SELECT privilege is granted to PUBLIC when the view is automatically created.

Example

Retrieve rows read, written and operation performed for statements executed on the currently connected single-member database.

```
SELECT SUBSTR(STMT_TEXT,1,30) AS STMT_TEXT, ROWS_READ, ROWS_WRITTEN,  
       STMT_OPERATION FROM SYSIBMADM.SNAPSTMT
```

The following is an example of output from this query.

```
STMT_TEXT      ROWS_READ      ROWS_WRITTEN      STMT_OPERATION  
-----  
-              0              0      0      FETCH  
-              0              0      0      STATIC_COMMIT  
  
2 record(s) selected.
```

SNAP_GET_STMT table function

The SNAP_GET_STMT table function returns the same information as the SNAPSTMT administrative view, but allows you to retrieve the information for a specific database on a specific database member, aggregate of all database members or all database members.

Used with the SNAP_GET_AGENT, SNAP_GET_AGENT_MEMORY_POOL, SNAP_GET_APPL, SNAP_GET_APPL_INFO and SNAP_GET_SUBSECTION table functions, the SNAP_GET_STMT table function provides information equivalent to the **GET SNAPSHOT FOR ALL APPLICATIONS CLP** command, but retrieves data from all database partitions.

Refer to [Table 301 on page 1411](#) for a complete list of information that can be returned.

Syntax

► SNAP_GET_STMT ((*dbname* [, *member*])) ►

The schema is SYSPROC.

Table function parameters

dbname

An input argument of type VARCHAR(128) that specifies a valid database name in the same instance as the currently connected database. Specify a database name that has a directory entry type of either "Indirect" or "Home", as returned by the **LIST DATABASE DIRECTORY** command. Specify an empty string to take the snapshot from the currently connected database. Specify a NULL value to take the snapshot from all databases within the same instance as the currently connected database.

member

An optional input argument of type INTEGER that specifies a valid database member number. Specify -1 for the current database member, or -2 for an aggregate of all active database members. If *dbname* is not set to NULL and *member* is set to NULL, -1 is set implicitly for *member*. If this input option is not used, that is, only *dbname* is provided, data is returned from all active database members. An active database member is a member where the database is available for connection and use by applications.

If both *dbname* and *member* are set to NULL, an attempt is made to read data from the file created by SNAP_WRITE_FILE procedure. Note that this file could have been created at any time, which means that the data might not be current. If a file with the corresponding snapshot API request type does not exist, then the SNAP_GET_STMT table function takes a snapshot for the currently connected database and database member number.

Authorization

One of the following authorizations is required:

- EXECUTE privilege on the SNAP_GET_STMT table function
- DATAACCESS authority

In addition, to access snapshot monitor data, one of the following authorities is also required:

- SYSMON
- SYSCTRL
- SYSMOINT
- SYSADM

Default PUBLIC privilege

In a non-restrictive database, EXECUTE privilege is granted to PUBLIC when the function is automatically created.

Example

Retrieve rows read, written and operation performed for statements executed on current database member of currently connected database.

```
SELECT SUBSTR(STMT_TEXT,1,30) AS STMT_TEXT, ROWS_READ,
       ROWS_WRITTEN, STMT_OPERATION FROM TABLE(SNAP_GET_STMT(' ', -1)) AS T
```

The following is an example of output from this query.

```
STMT_TEXT                ROWS_READ    ...
-----
update t set a=3         0           ...
SELECT SUBSTR(STMT_TEXT,1,30) 0           ...
-                        0           ...
-                        0           ...
update t set a=2        9           ...
5 record(s) selected.    ...
```

Output from this query (continued).

```
... ROWS_WRITTEN    STMT_OPERATION
... -----
...                0 EXECUTE_IMMEDIATE
...                0 FETCH
...                0 NONE
...                0 NONE
...                1 EXECUTE_IMMEDIATE
...                ...
```

Information returned

<i>Table 301. Information returned by the SNAPSTMT administrative view and the SNAP_GET_STMT table function</i>		
Column name	Data type	Description or corresponding monitor element
SNAPSHOT_TIMESTAMP	TIMESTAMP	The date and time that the snapshot was taken.
DB_NAME	VARCHAR(128)	db_name - Database name
AGENT_ID	BIGINT	agent_id - Application handle (agent ID)
ROWS_READ	BIGINT	rows_read - Rows read
ROWS_WRITTEN	BIGINT	rows_written - Rows written
NUM_AGENTS	BIGINT	num_agents - Number of agents working on a statement
AGENTS_TOP	BIGINT	agents_top - Number of agents created
STMT_TYPE	VARCHAR(20)	stmt_type - Statement type. This interface returns a text identifier based on defines in sqlmon.h and is one of: <ul style="list-style-type: none"> • DYNAMIC • NON_STMT • STATIC • STMT_TYPE_UNKNOWN

Table 301. Information returned by the SNAPSTMT administrative view and the SNAP_GET_STMT table function (continued)

Column name	Data type	Description or corresponding monitor element
STMT_OPERATION	VARCHAR(20)	stmt_operation/operation - Statement operation. This interface returns a text identifier based on defines in sqlmon.h and is one of: <ul style="list-style-type: none"> • CALL • CLOSE • COMPILE • DESCRIBE • EXECUTE • EXECUTE_IMMEDIATE • FETCH • FREE_LOCATOR • GETAA • GETNEXTCHUNK • GETTA • NONE • OPEN • PREP_COMMIT • PREP_EXEC • PREP_OPEN • PREPARE • REBIND • REDIST • REORG • RUNSTATS • SELECT • SET • STATIC_COMMIT • STATIC_ROLLBACK
SECTION_NUMBER	BIGINT	section_number - Section number
QUERY_COST_ESTIMATE	BIGINT	query_cost_estimate - Query cost estimate
QUERY_CARD_ESTIMATE	BIGINT	query_card_estimate - Query number of rows estimate
DEGREE_PARALLELISM	BIGINT	degree_parallelism - Degree of parallelism
STMT_SORTS	BIGINT	stmt_sorts - Statement sorts
TOTAL_SORT_TIME	BIGINT	total_sort_time - Total sort time
SORT_OVERFLOWS	BIGINT	sort_overflows - Sort overflows

Table 301. Information returned by the SNAPSTMT administrative view and the SNAP_GET_STMT table function (continued)

Column name	Data type	Description or corresponding monitor element
INT_ROWS_DELETED	BIGINT	int_rows_deleted - Internal rows deleted
INT_ROWS_UPDATED	BIGINT	int_rows_updated - Internal rows updated
INT_ROWS_INSERTED	BIGINT	int_rows_inserted - Internal rows inserted
FETCH_COUNT	BIGINT	fetch_count - Number of successful fetches
STMT_START	TIMESTAMP	stmt_start - Statement operation start timestamp
STMT_STOP	TIMESTAMP	stmt_stop - Statement operation stop timestamp
STMT_USR_CPU_TIME_S	BIGINT	stmt_usr_cpu_time - User CPU time used by statement (in seconds)*
STMT_USR_CPU_TIME_MS	BIGINT	stmt_usr_cpu_time - User CPU time used by statement (fractional, in microseconds)*
STMT_SYS_CPU_TIME_S	BIGINT	stmt_sys_cpu_time - System CPU time used by statement (in seconds)*
STMT_SYS_CPU_TIME_MS	BIGINT	stmt_sys_cpu_time - System CPU time used by statement (fractional, in microseconds)*
STMT_ELAPSED_TIME_S	BIGINT	stmt_elapsed_time - Most recent statement elapsed time (in seconds)*
STMT_ELAPSED_TIME_MS	BIGINT	stmt_elapsed_time - Most recent statement elapsed time (fractional, in microseconds)*
BLOCKING_CURSOR	SMALLINT	blocking_cursor - Blocking cursor
STMT_NODE_NUMBER	SMALLINT	stmt_node_number - Statement node
CURSOR_NAME	VARCHAR(128)	cursor_name - Cursor name
CREATOR	VARCHAR(128)	creator - Application creator
PACKAGE_NAME	VARCHAR(128)	package_name - Package name
STMT_TEXT	CLOB(16 M)	stmt_text - SQL statement text
CONSISTENCY_TOKEN	VARCHAR(128)	consistency_token - Package consistency token
PACKAGE_VERSION_ID	VARCHAR(128)	package_version_id - Package version
POOL_DATA_L_READS	BIGINT	pool_data_l_reads - Buffer pool data logical reads
POOL_DATA_P_READS	BIGINT	pool_data_p_reads - Buffer pool data physical reads

Table 301. Information returned by the SNAPSTMT administrative view and the SNAP_GET_STMT table function (continued)

Column name	Data type	Description or corresponding monitor element
POOL_INDEX_L_READS	BIGINT	pool_index_l_reads - Buffer pool index logical reads
POOL_INDEX_P_READS	BIGINT	pool_index_p_reads - Buffer pool index physical reads
POOL_XDA_L_READS	BIGINT	pool_xda_l_reads - Buffer Pool XDA Data Logical Reads monitor element
POOL_XDA_P_READS	BIGINT	pool_xda_p_reads - Buffer Pool XDA Data Physical Reads monitor element
POOL_TEMP_DATA_L_READS	BIGINT	pool_temp_data_l_reads - Buffer pool temporary data logical reads
POOL_TEMP_DATA_P_READS	BIGINT	pool_temp_data_p_reads - Buffer pool temporary data physical reads
POOL_TEMP_INDEX_L_READS	BIGINT	pool_temp_index_l_reads - Buffer pool temporary index logical reads
POOL_TEMP_INDEX_P_READS	BIGINT	pool_temp_index_p_reads - Buffer pool temporary index physical reads
POOL_TEMP_XDA_L_READS	BIGINT	pool_temp_xda_l_reads - Buffer Pool Temporary XDA Data Logical Reads
POOL_TEMP_XDA_P_READS	BIGINT	pool_temp_xda_p_reads - Buffer Pool Temporary XDA Data Physical Reads monitor element
DBPARTITIONNUM	SMALLINT	dbpartitionnum - Database partition number monitor element
MEMBER	SMALLINT	member - Database member monitor element
<p>* To calculate the total time spent for the monitor element that this column is based on, you must add the full seconds reported in the column for this monitor element that ends with _S to the fractional seconds reported in the column for this monitor element that ends with _MS, using the following formula: $(\text{monitor-element-name}_S \times 1,000,000 + \text{monitor-element-name}_{MS}) \div 1,000,000$. For example, $(\text{ELAPSED_EXEC_TIME}_S \times 1,000,000 + \text{ELAPSED_EXEC_TIME}_{MS}) \div 1,000,000$.</p>		

SNAP_GET_STO_PATHS

The SNAP_GET_STO_PATHS table function returns snapshot information from the storage_paths logical data group.

Note: This table function has been deprecated and replaced by the “ADMIN_GET_STORAGE_PATHS table function - retrieve automatic storage path information” on page 164.

►► SNAP_GET_STO_PATHS — (— dbname — , — member —) ►►

The schema is SYSPROC.

Table function parameters

dbname

An input argument of type VARCHAR(255) that specifies a valid database name in the same instance as the currently connected database when calling this function. Specify a database name that has a directory entry type of either "Indirect" or "Home", as returned by the **LIST DATABASE DIRECTORY** command. Specify the NULL value to take the snapshot from the currently connected database.

member

An input argument of type INTEGER that specifies a valid database member number. Specify -1 for the current database member, or -2 for all active database partitions. An active database member is a member where the database is available for connection and use by applications.

If the null value is specified, -1 is set implicitly.

If both parameters are set to NULL, the snapshot will be taken only if a file has not previously been created by the SNAP_WRITE_FILE stored procedure for the corresponding snapshot API request type.

Authorization

One of the following authorities is required to execute the function:

- EXECUTE privilege on the function
- DATAACCESS authority

To access snapshot monitor data, one of the following authorities is required:

- SYSMON authority
- SYSCTRL authority
- SYSMAINT authority
- SYSADM authority

Default PUBLIC privilege

In a non-restrictive database, EXECUTE privilege is granted to PUBLIC when the function is automatically created.

The function returns the following table.

Column name	Data type	Description or corresponding monitor element
SNAPSHOT_TIMESTAMP	TIMESTAMP	snapshot_timestamp - Snapshot timestamp
DB_NAME	VARCHAR(128)	db_name - Database name
DB_STORAGE_PATH	VARCHAR(256)	db_storage_path - Automatic storage path

SNAPSTORAGE_PATHS administrative view and SNAP_GET_STORAGE_PATHS_V97 table function - Retrieve automatic storage path information

The SNAPSTORAGE_PATHS administrative view and the SNAP_GET_STORAGE_PATHS_V97 return a list of automatic storage paths for the database including file system information for each storage path, specifically, from the db_storage_group logical data group.

Note: The “SNAPSTORAGE_PATHS administrative view” on page 1416 and the “SNAP_GET_STORAGE_PATHS_V97” on page 1417 have been deprecated and replaced by the

[“ADMIN_GET_STORAGE_PATHS table function - retrieve automatic storage path information” on page 164](#). This function and view might be removed in a future release.

Depending on if you are using the administrative view or the table function, refer to one of the following sections:

- [“SNAPSTORAGE_PATHS administrative view” on page 1416](#)
- [“SNAP_GET_STORAGE_PATHS_V97” on page 1417](#)

SNAPSTORAGE_PATHS administrative view

This administrative view allows you to retrieve automatic storage path information for the currently connected database.

Used with the MON_GET_DATABASE, MON_GET_HADR, MON_GET_MEMORY_POOL, MON_GET_MEMORY_SET, and MON_GET_TRANSACTION_LOG table functions, the SNAPSTORAGE_PATHS administrative view provides information equivalent to the **GET SNAPSHOT FOR DATABASE ON database-alias** CLP command.

The schema is SYSIBMADM.

Refer to [Table 303 on page 1418](#) for a complete list of information that can be returned.

Authorization

One of the following authorizations is required to use the view:

- SELECT privilege on the SNAPSTORAGE_PATHS administrative view
- CONTROL privilege on the SNAPSTORAGE_PATHS administrative view
- DATAACCESS authority
- DBADM authority
- SQLADM authority
- ACCESSCTRL authority
- SECADM authority

One of the following authorizations is required to use the table function:

- EXECUTE privilege on the SNAP_GET_STORAGE_PATHS_V97 table function
- DATAACCESS authority
- DBADM authority
- SQLADM authority

To access snapshot monitor data, one of the following authorities is also required:

- SYSMON authority
- SYSCTRL authority
- SYSMAINT authority
- SYSADM authority

Default PUBLIC privilege

In a non-restrictive database, SELECT privilege is granted to PUBLIC when the view is automatically created.

Example

Retrieve the storage path for the currently connected single-member database.

```
SELECT SUBSTR(DB_NAME,1,8) AS DB_NAME, SUBSTR(DB_STORAGE_PATH,1,8)
AS DB_STORAGE_PATH, SUBSTR(HOSTNAME,1,10) AS HOSTNAME
FROM SYSIBMADM.SNAPSTORAGE_PATHS
```

The following is an example of output from this query.

```
DB_NAME  DB_STORAGE_PATH  HOSTNAME
-----
STOPATH  d:                  JESSICAE
1 record(s) selected.
```

SNAP_GET_STORAGE_PATHS_V97

The SNAP_GET_STORAGE_PATHS_V97 table function returns similar information as the SNAPSTORAGE_PATHS administrative view. It allows you to retrieve the information for a specific database on a specific database member, aggregate of all database members or all database members.

Used with the SNAP_GET_DB, SNAP_GET_DETAILLOG, SNAP_GET_HADR and SNAP_GET_DB_MEMORY_POOL table functions, the SNAP_GET_STORAGE_PATHS_V97 table function provides information equivalent to the **GET SNAPSHOT FOR ALL DATABASES** CLP command.

Refer to [Table 303 on page 1418](#) for a complete list of information that can be returned.

Syntax

```
➔ SNAP_GET_STORAGE_PATHS_V97 ( ( dbname [ , member ] ) ) ➔
```

The schema is SYSPROC.

Table function parameters

dbname

An input argument of type VARCHAR(128) that specifies a valid database name in the same instance as the currently connected database. Specify a database name that has a directory entry type of either "Indirect" or "Home", as returned by the **LIST DATABASE DIRECTORY** command. Specify an empty string to take the snapshot from the currently connected database. Specify a NULL value to take the snapshot from all databases within the same instance as the currently connected database.

member

An optional input argument of type INTEGER that specifies a valid member number. Specify -1 for the current member, or -2 for an aggregate of all active members. If *dbname* is not set to NULL and *member* is set to NULL, -1 is set implicitly for *member*. If this input option is not used, that is, only *dbname* is provided, data is returned from all members where the database is active.

If both *dbname* and *member* are set to NULL, an attempt is made to read data from the file created by SNAP_WRITE_FILE procedure. Note that this file could have been created at any time, which means that the data might not be current. If a file with the corresponding snapshot API request type does not exist, then the SNAP_GET_STORAGE_PATHS_V97 table function takes a snapshot for the currently connected database and database member.

Authorization

- EXECUTE privilege on the SNAP_GET_STORAGE_PATHS_V97 table function.
- DATAACCESS authority

To access snapshot monitor data, one of the following authorities is required:

- SYSMON authority
- SYSCTRL authority
- SYSMAINT authority

- SYSADM authority

Default PUBLIC privilege

In a non-restrictive database, EXECUTE privilege is granted to PUBLIC when the function is automatically created.

Examples

Retrieve the storage path information for all active databases.

```
SELECT SUBSTR(DB_NAME,1,8) AS DB_NAME, DB_STORAGE_PATH
FROM TABLE(SNAP_GET_STORAGE_PATHS_V97(CAST (NULL AS VARCHAR(128)), -1)) AS T
```

The following is an example of output from this query.

```
DB_NAME  DB_STORAGE_PATH
-----
STOPATH  /home/jessicae/sdb
MYDB     /home/jessicae/mdb

2 record(s) selected
```

Information returned

The BUFFERPOOL monitor switch must be turned on in order for the file system information to be returned.

<i>Table 303. Information returned by the SNAPSTORAGE_PATHS administrative view and the SNAP_GET_STORAGE_PATHS_V97 table function</i>		
Column name	Data type	Description or corresponding monitor element
SNAPSHOT_TIMESTAMP	TIMESTAMP	The date and time that the snapshot was taken.
DB_NAME	VARCHAR(128)	db_name - Database name
DB_STORAGE_PATH	VARCHAR(256)	db_storage_path - Automatic storage path
DB_STORAGE_PATH_WITH_DPE	VARCHAR(256)	db_storage_path_with_dpe - Storage path including database partition expression monitor element
DBPARTITIONNUM	SMALLINT	dbpartitionnum - Database partition number monitor element
DB_STORAGE_PATH_STATE	VARCHAR(16)	db_storage_path_state - Storage path state monitor element
FS_ID	VARCHAR(22)	fs_id - Unique file system identification number
FS_TOTAL_SIZE	BIGINT	fs_total_size - Total size of a file system
FS_USED_SIZE	BIGINT	fs_used_size - Amount of space used on a file system
STO_PATH_FREE_SIZE	BIGINT	sto_path_free_size - Automatic storage path free space

SNAPTAB administrative view and SNAP_GET_TAB table function - Retrieve table logical data group snapshot information

The SNAPTAB administrative view and the SNAP_GET_TAB table function return snapshot information from the table logical data group.

Important: The SNAPTAB administrative view and SNAP_GET_TAB table function are deprecated. Use the [“MON_GET_TABLE table function - get table metrics”](#) on page 814, to retrieve the information returned by these deprecated interfaces.

Depending on if you are using the administrative view or the table function, refer to one of the following sections:

- [“SNAPTAB administrative view”](#) on page 1419
- [“SNAP_GET_TAB table function”](#) on page 1420

SNAPTAB administrative view

This administrative view allows you to retrieve table logical data group snapshot information for the currently connected database.

Used in conjunction with the SNAPTAB_REORG administrative view, the SNAPTAB administrative view returns equivalent information to the **GET SNAPSHOT FOR TABLES ON database-alias** CLP command.

The schema is SYSIBMADM.

Refer to [Table 304 on page 1421](#) for a complete list of information that can be returned.

Authorization

One of the following authorizations is required to use the view:

- SELECT privilege on the SNAPTAB administrative view
- CONTROL privilege on the SNAPTAB administrative view
- DATAACCESS authority
- DBADM authority
- SQLADM authority

One of the following is required to use the table function:

- EXECUTE privilege on the SNAP_GET_TAB table function
- DATAACCESS authority
- DBADM authority
- SQLADM authority

In addition, to access snapshot monitor data, one of the following authorities is also required:

- SYSMON
- SYSCTRL
- SYSMAINT
- SYSADM

Default PUBLIC privilege

In a non-restrictive database, SELECT privilege is granted to PUBLIC when the view is automatically created.

Example

Retrieve the schema and name for all active tables.

```
SELECT SUBSTR(TABSHEMA,1,8), SUBSTR(TABNAME,1,15) AS TABNAME, TAB_TYPE,  
       DBPARTITIONNUM FROM SYSIBMADM.SNAPTAB
```

The following is an example of output from this query.

TABSHEMA	TABNAME	TAB_TYPE	DBPARTITIONNUM
SYSTOOLS	HMON_ATM_INFO	USER_TABLE	0

1 record selected.

SNAP_GET_TAB table function

The SNAP_GET_TAB table function returns the same information as the SNAPTAB administrative view, but allows you to retrieve the information for a specific database on a specific database member, aggregate of all database members or all database members.

Used in conjunction with the SNAP_GET_TAB_REORG table function, the SNAP_GET_TAB table function returns equivalent information to the **GET SNAPSHOT FOR TABLES ON database-alias** CLP command.

Refer to [Table 304 on page 1421](#) for a complete list of information that can be returned.

Syntax

► SNAP_GET_TAB ((*dbname* , *member*))

The schema is SYSPROC.

Table function parameters

dbname

An input argument of type VARCHAR(128) that specifies a valid database name in the same instance as the currently connected database. Specify a database name that has a directory entry type of either "Indirect" or "Home", as returned by the **LIST DATABASE DIRECTORY** command. Specify NULL or empty string to take the snapshot from the currently connected database.

member

An optional input argument of type INTEGER that specifies a valid database member number. Specify -1 for the current member, or -2 for an aggregate of all active members. If *dbname* is not set to NULL and *member* is set to NULL, -1 is set implicitly for *member*. If this input option is not used, that is, only *dbname* is provided, data is returned from all members where the database is active.

If both *dbname* and *member* are set to NULL, an attempt is made to read data from the file created by SNAP_WRITE_FILE procedure. Note that this file could have been created at any time, which means that the data might not be current. If a file with the corresponding snapshot API request type does not exist, then the SNAP_GET_TAB table function takes a snapshot for the currently connected database and database member number.

Authorization

One of the following authorizations is required:

- EXECUTE privilege on the SNAP_GET_TAB table function
- DATAACCESS authority

In addition, to access snapshot monitor data, one of the following authorities is also required:

- SYSMON

- SYSCTRL
- SYSMANT
- SYSADM

Default PUBLIC privilege

In a non-restrictive database, EXECUTE privilege is granted to PUBLIC when the function is automatically created.

Example

Retrieve a list of active tables as an aggregate view for the currently connected database.

```
SELECT SUBSTR(TABSCHEMA,1,8) AS TABSCHEMA, SUBSTR(TABNAME,1,15) AS TABNAME,
       TAB_TYPE, DBPARTITIONNUM FROM TABLE(SNAP_GET_TAB('','-2')) AS T
```

The following is an example of output from this query.

TABSCHEMA	TABNAME	TAB_TYPE	DBPARTITIONNUM
SYSTOOLS	HMON_ATM_INFO	USER_TABLE	-
JESSICAE	EMPLOYEE	USER_TABLE	-

Information returned

<i>Table 304. Information returned by the SNAPTAB administrative view and the SNAP_GET_TAB table function</i>		
Column name	Data type	Description or corresponding monitor element
SNAPSHOT_TIMESTAMP	TIMESTAMP	The date and time that the snapshot was taken.
TABSCHEMA	VARCHAR(128)	table_schema - Table schema name
TABNAME	VARCHAR(128)	table_name - Table name
TAB_FILE_ID	BIGINT	table_file_id - Table file identification
TAB_TYPE	VARCHAR(14)	table_type - Table type. This interface returns a text identifier based on defines in sqlmon.h, and is one of: <ul style="list-style-type: none"> • CATALOG_TABLE • DROPPED_TABLE • REORG_TABLE • SYNOPSIS_TABLE • TEMP_TABLE • USER_TABLE
DATA_OBJECT_PAGES	BIGINT	data_object_pages - Data object pages
INDEX_OBJECT_PAGES	BIGINT	index_object_pages - Index object pages
LOB_OBJECT_PAGES	BIGINT	lob_object_pages - LOB object pages
LONG_OBJECT_PAGES	BIGINT	long_object_pages - Long object pages
XDA_OBJECT_PAGES	BIGINT	xda_object_pages - XDA Object Pages

Table 304. Information returned by the SNAPTAB administrative view and the SNAP_GET_TAB table function (continued)

Column name	Data type	Description or corresponding monitor element
ROWS_READ	BIGINT	rows_read - Rows read
ROWS_WRITTEN	BIGINT	rows_written - Rows written
OVERFLOW_ACCESSES	BIGINT	overflow_accesses - Accesses to overflowed records
PAGE_REORGS	BIGINT	page_reorgs - Page reorganizations
DBPARTITIONNUM	SMALLINT	dbpartitionnum - Database partition number monitor element
TBSP_ID	BIGINT	tablespace_id - Table space identification
DATA_PARTITION_ID	INTEGER	data_partition_id - Data Partition identifier. For a non-partitioned table, this element will be NULL.
MEMBER	SMALLINT	member - Database member monitor element

SNAP_GET_TAB_V91

The SNAP_GET_TAB_V91 table function returns snapshot information from the table logical data group.

Important: The SNAP_GET_TAB_V91 table function is deprecated. Use the “MON_GET_TABLE table function - get table metrics” on page 814 to retrieve the information returned by this deprecated interface.

Refer to [Table 305 on page 1423](#) for a complete list of information that can be returned.

Syntax

```

➤ SNAP_GET_TAB_V91 ( ( — dbname ————— ) ) ➤
                    |_____, dbpartitionnum _____|

```

The schema is SYSPROC.

Table function parameters

dbname

An input argument of type VARCHAR(128) that specifies a valid database name in the same instance as the currently connected database. Specify a database name that has a directory entry type of either "Indirect" or "Home", as returned by the **LIST DATABASE DIRECTORY** command. Specify NULL or empty string to take the snapshot from the currently connected database.

dbpartitionnum

An optional input argument of type INTEGER that specifies a valid database partition number. Specify -1 for the current database partition, or -2 for an aggregate of all active database partitions. If *dbname* is not set to NULL and *dbpartitionnum* is set to NULL, -1 is set implicitly for *dbpartitionnum*. If this input option is not used, that is, only *dbname* is provided, data is returned from all active database partitions. An active database partition is a partition where the database is available for connection and use by applications.

If both *dbname* and *dbpartitionnum* are set to NULL, an attempt is made to read data from the file created by SNAP_WRITE_FILE procedure. Note that this file could have been created at any time, which means

that the data might not be current. If a file with the corresponding snapshot API request type does not exist, then the SNAP_GET_TAB_V91 table function takes a snapshot for the currently connected database and database partition number.

Authorization

One of the following authorizations is required:

- EXECUTE privilege on the SNAP_GET_TAB_V91 table function
- DATAACCESS authority

In addition, to access snapshot monitor data, one of the following authorities is also required:

- SYSMON
- SYSCTRL
- SYSMAINT
- SYSADM

Default PUBLIC privilege

In a non-restrictive database, EXECUTE privilege is granted to PUBLIC when the function is automatically created.

Example

Retrieve a list of active tables as an aggregate view for the currently connected database.

```
SELECT SUBSTR(TABSCHEMA,1,8) AS TABSCHEMA, SUBSTR(TABNAME,1,15) AS TABNAME,
       TAB_TYPE, DBPARTITIONNUM FROM TABLE(SNAP_GET_TAB('',-2)) AS T
```

The following is an example of output from this query.

TABSCHEMA	TABNAME	TAB_TYPE	DBPARTITIONNUM
SYSTOOLS	HMON_ATM_INFO	USER_TABLE	-
JESSICAE	EMPLOYEE	USER_TABLE	-

Information returned

<i>Table 305. Information returned by the SNAP_GET_TAB_V91 table function</i>		
Column name	Data type	Description or corresponding monitor element
SNAPSHOT_TIMESTAMP	TIMESTAMP	The date and time that the snapshot was taken.
TABSCHEMA	VARCHAR(128)	table_schema - Table schema name
TABNAME	VARCHAR(128)	table_name - Table name
TAB_FILE_ID	BIGINT	table_file_id - Table file identification

Table 305. Information returned by the SNAP_GET_TAB_V91 table function (continued)

Column name	Data type	Description or corresponding monitor element
TAB_TYPE	VARCHAR(14)	table_type - Table type. This interface returns a text identifier based on defines in sqlmon.h, and is one of: <ul style="list-style-type: none"> • USER_TABLE • DROPPED_TABLE • TEMP_TABLE • CATALOG_TABLE • REORG_TABLE
DATA_OBJECT_PAGES	BIGINT	data_object_pages - Data object pages
INDEX_OBJECT_PAGES	BIGINT	index_object_pages - Index object pages
LOB_OBJECT_PAGES	BIGINT	lob_object_pages - LOB object pages
LONG_OBJECT_PAGES	BIGINT	long_object_pages - Long object pages
XDA_OBJECT_PAGES	BIGINT	xda_object_pages - XDA Object Pages
ROWS_READ	BIGINT	rows_read - Rows read
ROWS_WRITTEN	BIGINT	rows_written - Rows written
OVERFLOW_ACCESSES	BIGINT	overflow_accesses - Accesses to overflowed records
PAGE_REORGS	BIGINT	page_reorgs - Page reorganizations
DBPARTITIONNUM	SMALLINT	dbpartitionnum - Database partition number monitor element
TBSP_ID	BIGINT	tablespace_id - Table space identification
DATA_PARTITION_ID	INTEGER	data_partition_id - Data Partition identifier. For a non-partitioned table, this element will be NULL.

SNAPTBSP administrative view and SNAP_GET_TBSP table function - Retrieve table space logical data group snapshot information

The SNAPTBSP administrative view and the SNAP_GET_TBSP table function return snapshot information from the table space logical data group.

Important: The SNAPTBSP administrative view and the SNAP_GET_TBSP table function are deprecated and have been replaced by the [“MON_GET_TABLESPACE table function - Get table space metrics”](#) on page 820.

Depending on if you are using the administrative view or the table function, refer to one of the following sections:

- [“SNAPTBSP administrative view”](#) on page 1425
- [“SNAP_GET_TBSP table function”](#) on page 1426

SNAPTbsp administrative view

This administrative view allows you to retrieve table space logical data group snapshot information for the currently connected database.

Used in conjunction with the SNAPTbsp_PART, SNAPTbsp_QUIESCER, SNAPTbsp_RANGE, SNAPCONTAINER administrative views, the SNAPTbsp administrative view returns information equivalent to the **GET SNAPSHOT FOR TABLESPACES ON database-alias** CLP command.

The schema is SYSIBMADM.

Refer to [Table 306 on page 1427](#) for a complete list of information that can be returned.

Authorization

One of the following authorizations is required to use the view:

- SELECT privilege on the SNAPTbsp administrative view
- CONTROL privilege on the SNAPTbsp administrative view
- DATAACCESS authority
- DBADM authority
- SQLADM authority
- ACCESSCTRL authority
- SECADM authority

One of the following is required to use the table function:

- EXECUTE privilege on the SNAP_GET_TBSP table function
- DATAACCESS authority
- DBADM authority
- SQLADM authority

In addition, to access snapshot monitor data, one of the following authorities is also required:

- SYSMON
- SYSCTRL
- SYSMAINT
- SYSADM

Default PUBLIC privilege

In a non-restrictive database, SELECT privilege is granted to PUBLIC when the view is automatically created.

Example

Retrieve a list of table spaces on the catalog database member for the currently connected database.

```
SELECT SUBSTR(TBSP_NAME,1,30) AS TBSP_NAME, TBSP_ID, TBSP_TYPE,  
       TBSP_CONTENT_TYPE FROM SYSIBMADM.SNAPTbsp WHERE DBPARTITIONNUM = 1
```

The following is an example of output from this query.

TBSP_NAME	TBSP_ID	TBSP_TYPE	TBSP_CONTENT_TYPE
TEMPSPACE1	1	SMS	SYSTEMP
USERSPACE1	2	DMS	LONG

2 record(s) selected.

SNAP_GET_TBSP table function

The SNAP_GET_TBSP table function returns the same information as the SNAPTbsp administrative view, but allows you to retrieve the information for a specific database on a specific database member, aggregate of all database members or all database members.

Used in conjunction with the SNAP_GET_TBSP_PART, SNAP_GET_TBSP QUIESCER, SNAP_GET_TBSP_RANGE, SNAP_GET_CONTAINER table functions, the SNAP_GET_TBSP table function returns information equivalent to the **GET SNAPSHOT FOR TABLESPACES ON database-alias** CLP command.

Refer to [Table 306 on page 1427](#) for a complete list of information that can be returned.

Syntax

▶▶ SNAP_GET_TBSP ((— *dbname* —) — (— *member* —)) ▶▶

The schema is SYSPROC.

Table function parameters

dbname

An input argument of type VARCHAR(128) that specifies a valid database name in the same instance as the currently connected database. Specify a database name that has a directory entry type of either "Indirect" or "Home", as returned by the **LIST DATABASE DIRECTORY** command. Specify NULL or empty string to take the snapshot from the currently connected database.

member

An input argument of type INTEGER that specifies a valid member number. Specify -1 for the current member. If the null value is specified, -1 is set implicitly.

If both *dbname* and *member* are set to NULL, an attempt is made to read data from the file created by SNAP_WRITE_FILE procedure. Note that this file could have been created at any time, which means that the data might not be current. If a file with the corresponding snapshot API request type does not exist, then the SNAP_GET_TBSP table function takes a snapshot for the currently connected database and database member number.

Authorization

One of the following authorizations is required:

- EXECUTE privilege on the SNAP_GET_TBSP table function
- DATAACCESS authority

In addition, to access snapshot monitor data, one of the following authorities is also required:

- SYSMON
- SYSCTRL
- SYSMANT
- SYSADM

Default PUBLIC privilege

In a non-restrictive database, EXECUTE privilege is granted to PUBLIC when the function is automatically created.

Example

Retrieve a list of table spaces for all database members for the currently connected database.


```
SELECT SUBSTR(TBSP_NAME,1,10) AS TBSP_NAME, TBSP_ID, TBSP_TYPE,
       TBSP_CONTENT_TYPE, DBPARTITIONNUM FROM TABLE(SNAP_GET_TBSP('')) AS T
```

The following is an example of output from this query.

```
TBSP_NAME  TBSP_ID    TBSP_TYPE  TBSP_CONTENT_TYPE  DBPARTITIONNUM
-----
TEMPSPACE1 1 SMS       SYSTEMP           1
USERSPACE1 2 DMS       LONG              1
SYSCATSPAC 0 DMS       ANY               0
TEMPSPACE1 1 SMS       SYSTEMP           0
USERSPACE1 2 DMS       LONG              0
SYSTOOLSPA 3 DMS       LONG              0
TEMPSPACE1 1 SMS       SYSTEMP           2
USERSPACE1 2 DMS       LONG              2
```

8 record(s) selected.

Information returned

<i>Table 306. Information returned by the SNAPTbsp administrative view and the SNAP_GET_TBSP table function</i>		
Column name	Data type	Description or corresponding monitor element
SNAPSHOT_TIMESTAMP	TIMESTAMP	The date and time that the snapshot was taken.
TBSP_NAME	VARCHAR(128)	tablespace_name - Table space name
TBSP_ID	BIGINT	tablespace_id - Table space identification
TBSP_TYPE	VARCHAR(10)	tablespace_type - Table space type. This interface returns a text identifier based on defines in sqlutil.h, and is one of: <ul style="list-style-type: none"> • DMS • SMS
TBSP_CONTENT_TYPE	VARCHAR(10)	tablespace_content_type - Table space contents type. This interface returns a text identifier based on defines in sqlmon.h, and is one of: <ul style="list-style-type: none"> • ANY • LARGE • SYSTEMP • USRTEMP
TBSP_PAGE_SIZE	BIGINT	tablespace_page_size - Table space page size
TBSP_EXTENT_SIZE	BIGINT	tablespace_extent_size - Table space extent size
TBSP_PREFETCH_SIZE	BIGINT	tablespace_prefetch_size - Table space prefetch size
TBSP_CUR_POOL_ID	BIGINT	tablespace_cur_pool_id - Buffer pool currently being used

Table 306. Information returned by the SNAPTBSP administrative view and the SNAP_GET_TBSP table function (continued)

Column name	Data type	Description or corresponding monitor element
TBSP_NEXT_POOL_ID	BIGINT	tablespace_next_pool_id - Buffer pool that will be used at next startup
FS_CACHING	SMALLINT	fs_caching - File system caching
POOL_DATA_L_READS	BIGINT	pool_data_l_reads - Buffer pool data logical reads
POOL_DATA_P_READS	BIGINT	pool_data_p_reads - Buffer pool data physical reads
POOL_TEMP_DATA_L_READS	BIGINT	pool_temp_data_l_reads - Buffer pool temporary data logical reads
POOL_TEMP_DATA_P_READS	BIGINT	pool_temp_data_p_reads - Buffer pool temporary data physical reads
POOL_ASYNC_DATA_READS	BIGINT	pool_async_data_reads - Buffer pool asynchronous data reads
POOL_DATA_WRITES	BIGINT	pool_data_writes - Buffer pool data writes
POOL_ASYNC_DATA_WRITES	BIGINT	pool_async_data_writes - Buffer pool asynchronous data writes
POOL_INDEX_L_READS	BIGINT	pool_index_l_reads - Buffer pool index logical reads
POOL_INDEX_P_READS	BIGINT	pool_index_p_reads - Buffer pool index physical reads
POOL_TEMP_INDEX_L_READS	BIGINT	pool_temp_index_l_reads - Buffer pool temporary index logical reads
POOL_TEMP_INDEX_P_READS	BIGINT	pool_temp_index_p_reads - Buffer pool temporary index physical reads
POOL_ASYNC_INDEX_READS	BIGINT	pool_async_index_reads - Buffer pool asynchronous index reads
POOL_INDEX_WRITES	BIGINT	pool_index_writes - Buffer pool index writes
POOL_ASYNC_INDEX_WRITES	BIGINT	pool_async_index_writes - Buffer pool asynchronous index writes
POOL_XDA_L_READS	BIGINT	pool_xda_l_reads - Buffer Pool XDA Data Logical Reads
POOL_XDA_P_READS	BIGINT	pool_xda_p_reads - Buffer Pool XDA Data Physical Reads
POOL_XDA_WRITES	BIGINT	pool_xda_writes - Buffer Pool XDA Data Writes
POOL_ASYNC_XDA_READS	BIGINT	pool_async_xda_reads - Buffer Pool Asynchronous XDA Data Reads

Table 306. Information returned by the SNAPTBSP administrative view and the SNAP_GET_TBSP table function (continued)

Column name	Data type	Description or corresponding monitor element
POOL_ASYNC_XDA_WRITES	BIGINT	pool_async_xda_writes - Buffer Pool Asynchronous XDA Data Writes
POOL_TEMP_XDA_L_READS	BIGINT	pool_temp_xda_l_reads - Buffer Pool Temporary XDA Data Logical Reads
POOL_TEMP_XDA_P_READS	BIGINT	pool_temp_xda_p_reads - Buffer Pool Temporary XDA Data Physical Reads monitor element
POOL_READ_TIME	BIGINT	pool_read_time - Total buffer pool physical read time
POOL_WRITE_TIME	BIGINT	pool_write_time - Total buffer pool physical write time
POOL_ASYNC_READ_TIME	BIGINT	pool_async_read_time - Buffer pool asynchronous read time
POOL_ASYNC_WRITE_TIME	BIGINT	pool_async_write_time - Buffer pool asynchronous write time
POOL_ASYNC_DATA_READ_REQS	BIGINT	pool_async_data_read_reqs - Buffer pool asynchronous read requests
POOL_ASYNC_INDEX_READ_REQS	BIGINT	pool_async_index_read_reqs - Buffer pool asynchronous index read requests
POOL_ASYNC_XDA_READ_REQS	BIGINT	pool_async_xda_read_reqs - Buffer Pool Asynchronous XDA Read Requests
POOL_NO_VICTIM_BUFFER	BIGINT	pool_no_victim_buffer - Buffer pool no victim buffers
DIRECT_READS	BIGINT	direct_reads - Direct reads from database
DIRECT_WRITES	BIGINT	direct_writes - Direct writes to database
DIRECT_READ_REQS	BIGINT	direct_read_reqs - Direct read requests
DIRECT_WRITE_REQS	BIGINT	direct_write_reqs - Direct write requests
DIRECT_READ_TIME	BIGINT	direct_read_time - Direct read time
DIRECT_WRITE_TIME	BIGINT	direct_write_time - Direct write time
FILES_CLOSED	BIGINT	files_closed - Database files closed
UNREAD_PREFETCH_PAGES	BIGINT	unread_prefetch_pages - Unread prefetch pages

Table 306. Information returned by the SNAPTbsp administrative view and the SNAP_GET_TBSP table function (continued)

Column name	Data type	Description or corresponding monitor element
TBSP_REBALANCER_MODE	VARCHAR(10)	tablespace_rebalancer_mode - Rebalancer mode. This interface returns a text identifier based on defines in sqlmon.h, and is one of: <ul style="list-style-type: none"> • NO_REBAL • FWD_REBAL • REV_REBAL
TBSP_USING_AUTO_STORAGE	SMALLINT	tablespace_using_auto_storage - Table space enabled for automatic storage
TBSP_AUTO_RESIZE_ENABLED	SMALLINT	tablespace_auto_resize_enabled - Table space automatic resizing enabled
DBPARTITIONNUM	SMALLINT	dbpartitionnum - Database partition number monitor element
MEMBER	SMALLINT	member - Database member monitor element

SNAPTbsp_PART administrative view and SNAP_GET_TBSP_PART table function - Retrieve tablespace_nodeinfo logical data group snapshot information

The SNAPTbsp_PART administrative view and the SNAP_GET_TBSP_PART table function return snapshot information from the tablespace_nodeinfo logical data group.

Important: The SNAPTbsp_PART administrative view and the SNAP_GET_TBSP_PART table function are deprecated and have been replaced by the [“MON_GET_TABLESPACE table function - Get table space metrics”](#) on page 820.

Depending on if you are using the administrative view or the table function, refer to one of the following sections:

- [“SNAPTbsp_PART administrative view”](#) on page 1430
- [“SNAP_GET_TBSP_PART table function”](#) on page 1431

SNAPTbsp_PART administrative view

This administrative view allows you to retrieve tablespace_nodeinfo logical data group snapshot information for the currently connected database.

Used in conjunction with the SNAPTbsp, SNAPTbsp_QUIESCER, SNAPTbsp_RANGE, SNAPCONTAINER administrative views, the SNAPTbsp_PART administrative view returns information equivalent to the **GET SNAPSHOT FOR TABLESPACES ON database-alias** CLP command.

The schema is SYSIBMADM.

Refer to [Table 307 on page 1433](#) for a complete list of information that can be returned.

Authorization

One of the following authorizations is required to use the view:

- SELECT privilege on the SNAPTbsp_RANGE administrative view

- CONTROL privilege on the SNAPTbsp_RANGE administrative view
- DATAACCESS authority
- DBADM authority
- SQLADM authority

One of the following authorizations is required to use the table function:

- EXECUTE privilege on the SNAP_GET_TBSP_PART table function
- DATAACCESS authority
- DBADM authority
- SQLADM authority

In addition, to access snapshot monitor data, one of the following authorities is also required:

- SYSMON
- SYSCTRL
- SYSMAINT
- SYSADM

Default PUBLIC privilege

In a non-restrictive database, SELECT privilege is granted to PUBLIC when the view is automatically created.

Example

Retrieve a list of table spaces and their state for all database partitions of the currently connected database.

```
SELECT SUBSTR(TBSP_NAME,1,30) AS TBSP_NAME, TBSP_ID,
       SUBSTR(TBSP_STATE,1,30) AS TBSP_STATE, DBPARTITIONNUM
FROM SYSIBMADM.SNAPTbsp_PART
```

The following is an example of output from this query.

TBSP_NAME	TBSP_ID	TBSP_STATE	DBPARTITIONNUM
SYSCATSPACE	0	NORMAL	0
TEMPSPACE1	1	NORMAL	0
USERSPACE1	2	NORMAL	0
TEMPSPACE1	1	NORMAL	1
USERSPACE1	2	NORMAL	1

5 record(s) selected.

SNAP_GET_TBSP_PART table function

The SNAP_GET_TBSP_PART table function returns the same information as the SNAPTbsp_PART administrative view, but allows you to retrieve the information for a specific database on a specific database partition, aggregate of all database partitions or all database partitions.

Used in conjunction with the SNAP_GET_TBSP, SNAP_GET_TBSP QUIESCER, SNAP_GET_TBSP_RANGE, SNAP_GET_CONTAINER table functions, the SNAP_GET_TBSP_PART table function returns information equivalent to the **GET SNAPSHOT FOR TABLESPACES ON database-alias** CLP command.

Refer to [Table 307 on page 1433](#) for a complete list of information that can be returned.

Syntax

```
➤ SNAP_GET_TBSP_PART ( ( — dbname — ) ) ➤
                    └── , member ─┘
```

The schema is SYSPROC.

Table function parameters

dbname

An input argument of type VARCHAR(128) that specifies a valid database name in the same instance as the currently connected database. Specify a database name that has a directory entry type of either "Indirect" or "Home", as returned by the **LIST DATABASE DIRECTORY** command. Specify NULL or empty string to take the snapshot from the currently connected database.

member

An optional input argument of type INTEGER that specifies a valid member number. Specify -1 for the current member, or -2 for an aggregate of all active members. If *dbname* is not set to NULL and *member* is set to NULL, -1 is set implicitly for *member*. If this input option is not used, that is, only *dbname* is provided, data is returned from all members where the database is active.

If both *dbname* and *member* are set to NULL, an attempt is made to read data from the file created by SNAP_WRITE_FILE procedure. Note that this file could have been created at any time, which means that the data might not be current. If a file with the corresponding snapshot API request type does not exist, then the SNAP_GET_TBSP_PART table function takes a snapshot for the currently connected database and member.

Authorization

One of the following authorizations is required:

- EXECUTE privilege on the SNAP_GET_TBSP_PART table function.
- DATAACCESS authority

To access snapshot monitor data, one of the following authorities is also required:

- SYSMON authority
- SYSCTRL authority
- SYSMAINT authority
- SYSADM authority

Default PUBLIC privilege

In a non-restrictive database, EXECUTE privilege is granted to PUBLIC when the function is automatically created.

Example

Retrieve a list of table spaces and their state for the connected database partition of the connected database.

```
SELECT SUBSTR(TBSP_NAME,1,30) AS TBSP_NAME, TBSP_ID,  
       SUBSTR(TBSP_STATE,1,30) AS TBSP_STATE  
FROM TABLE(SNAP_GET_TBSP_PART(CAST(NULL AS VARCHAR(128)),-1)) AS T
```

The following is an example of output from this query.

TBSP_NAME	TBSP_ID	TBSP_STATE
SYSCATSPACE	0	NORMAL
TEMPSPACE1	1	NORMAL
USERSPACE1	2	NORMAL
SYSTOOLSPACE	3	NORMAL
SYSTOOLSTMPSPACE	4	NORMAL

5 record(s) selected.

Information returned

<i>Table 307. Information returned by the SNAPTBSP_PART administrative view and the SNAP_GET_TBSP_PART table function</i>		
Column name	Data type	Description or corresponding monitor element
SNAPSHOT_TIMESTAMP	TIMESTAMP	The date and time that the snapshot was taken.
TBSP_NAME	VARCHAR (128)	tablespace_name - Table space name
TBSP_ID	BIGINT	tablespace_id - Table space identification
TBSP_STATE	VARCHAR (256)	tablespace_state - Table space state. This interface returns a text identifier based on defines in sqlutil.h and is combination of the following separated by a '+' sign: <ul style="list-style-type: none"> • BACKUP_IN_PROGRESS • BACKUP_PENDING • DELETE_PENDING • DISABLE_PENDING • DROP_PENDING • LOAD_IN_PROGRESS • LOAD_PENDING • NORMAL • OFFLINE • PSTAT_CREATION • PSTAT_DELETION • QUIESCED_EXCLUSIVE • QUIESCED_SHARE • QUIESCED_UPDATE • REBAL_IN_PROGRESS • REORG_IN_PROGRESS • RESTORE_IN_PROGRESS • RESTORE_PENDING • ROLLFORWARD_IN_PROGRESS • ROLLFORWARD_PENDING • STORDEF_ALLOWED • STORDEF_CHANGED • STORDEF_FINAL_VERSION • STORDEF_PENDING • SUSPEND_WRITE
TBSP_PREFETCH_SIZE	BIGINT	tablespace_prefetch_size - Table space prefetch size
TBSP_NUM QUIESCERS	BIGINT	tablespace_num_quiescers - Number of quiescers
TBSP_STATE_CHANGE_OBJECT_ID	BIGINT	tablespace_state_change_object_id - State change object identification
TBSP_STATE_CHANGE_TBSP_ID	BIGINT	tablespace_state_change_ts_id - State change table space identification

Table 307. Information returned by the SNAPTBSP_PART administrative view and the SNAP_GET_TBSP_PART table function (continued)

Column name	Data type	Description or corresponding monitor element
TBSP_MIN_RECOVERY_TIME	TIMESTAMP	tablespace_min_recovery_time - Minimum recovery time for rollforward
TBSP_TOTAL_PAGES	BIGINT	tablespace_total_pages - Total pages in table space
TBSP_USABLE_PAGES	BIGINT	tablespace_usable_pages - Usable pages in table space
TBSP_USED_PAGES	BIGINT	tablespace_used_pages - Used pages in table space
TBSP_FREE_PAGES	BIGINT	tablespace_free_pages - Free pages in table space
TBSP_PENDING_FREE_PAGES	BIGINT	tablespace_pending_free_pages - Pending free pages in table space
TBSP_PAGE_TOP	BIGINT	tablespace_page_top - Table space high water mark
REBALANCER_MODE	VARCHAR (30)	tablespace_rebalancer_mode - Rebalancer mode. This interface returns a text identifier based on defines in sqlmon.h, and is one of: <ul style="list-style-type: none"> • FWD_REBAL • NO_REBAL • REV_REBAL • FWD_REBAL_OF_2PASS • REV_REBAL_OF_2PASS
REBALANCER_EXTENTS_REMAINING	BIGINT	tablespace_rebalancer_extents_remaining - Total number of extents to be processed by the rebalancer
REBALANCER_EXTENTS_PROCESSED	BIGINT	tablespace_rebalancer_extents_processed - Number of extents the rebalancer has processed
REBALANCER_PRIORITY	BIGINT	tablespace_rebalancer_priority - Current rebalancer priority
REBALANCER_START_TIME	TIMESTAMP	tablespace_rebalancer_start_time - Rebalancer start time
REBALANCER_RESTART_TIME	TIMESTAMP	tablespace_rebalancer_restart_time - Rebalancer restart time
REBALANCER_LAST_EXTENT_MOVED	BIGINT	tablespace_rebalancer_last_extent_moved - Last extent moved by the rebalancer
TBSP_NUM_RANGES	BIGINT	tablespace_num_ranges - Number of ranges in the table space map
TBSP_NUM_CONTAINERS	BIGINT	tablespace_num_containers - Number of containers in table space
TBSP_INITIAL_SIZE	BIGINT	tablespace_initial_size - Initial table space size
TBSP_CURRENT_SIZE	BIGINT	tablespace_current_size - Current table space size

Table 307. Information returned by the SNAPTBSP_PART administrative view and the SNAP_GET_TBSP_PART table function (continued)

Column name	Data type	Description or corresponding monitor element
TBSP_MAX_SIZE	BIGINT	tablespace_max_size - Maximum table space size
TBSP_INCREASE_SIZE	BIGINT	tablespace_increase_size - Increase size in bytes
TBSP_INCREASE_SIZE_PERCENT	SMALLINT	tablespace_increase_size_percent - Increase size by percent
TBSP_LAST_RESIZE_TIME	TIMESTAMP	tablespace_last_resize_time - Time of last successful resize
TBSP_LAST_RESIZE_FAILED	SMALLINT	tablespace_last_resize_failed - Last resize attempt failed
DBPARTITIONNUM	SMALLINT	dbpartitionnum - Database partition number monitor element
TBSP_PATHS_DROPPED	SMALLINT	Indicates that the table space resides on one or more storage paths that have been dropped (0 - No, 1 - Yes)

SNAP_GET_TBSP_PART_V97 table function - Retrieve tablespace_nodeinfo logical data group snapshot information

The SNAP_GET_TBSP_PART_V97 table function returns tablespace_nodeinfo logical data group snapshot information for a specific database on a specific database member, aggregate of all database members or all database members.

Important: The SNAP_GET_TBSP_PART_V97 table function is deprecated and has been replaced by the “MON_GET_TABLESPACE table function - Get table space metrics” on page 820.

Refer to [Table 308 on page 1436](#) for a complete list of information that can be returned.

Syntax

```

▶▶ SNAP_GET_TBSP_PART_V97 ( ( — dbname ————— ) ) ▶▶
                        , member
    
```

The schema is SYSPROC.

Table function parameters

dbname

An input argument of type VARCHAR(128) that specifies a valid database name in the same instance as the currently connected database. Specify a database name that has a directory entry type of either "Indirect" or "Home", as returned by the **LIST DATABASE DIRECTORY** command. Specify NULL or empty string to take the snapshot from the currently connected database.

member

An optional input argument of type INTEGER that specifies a valid database member number. Specify -1 for the current database member, or -2 for an aggregate of all active database members. If *dbname* is not set to NULL and *member* is set to NULL, -1 is set implicitly for *member*. If this input option is not used, that is, only *dbname* is provided, data is returned from all active database members. An active database member is a member where the database is available for connection and use by applications.

If both *dbname* and *member* are set to NULL, an attempt is made to read data from the file created by SNAP_WRITE_FILE procedure. Note that this file could have been created at any time, which means that

the data might not be current. If a file with the corresponding snapshot API request type does not exist, then the SNAP_GET_TBSP_PART_V97 table function takes a snapshot for the currently connected database and database member number.

Authorization

- EXECUTE privilege on the SNAP_GET_TBSP_PART_V97 table function.
- DATAACCESS authority

To access snapshot monitor data, one of the following authorities is required:

- SYSMON authority
- SYSCTRL authority
- SYSMAINT authority
- SYSADM authority

Default PUBLIC privilege

In a non-restrictive database, EXECUTE privilege is granted to PUBLIC when the function is automatically created.

Example

Retrieve a list of table spaces and their state for the connected database member of the connected database.

```
SELECT SUBSTR(TBSP_NAME,1,30) AS TBSP_NAME, TBSP_ID,
SUBSTR(TBSP_STATE,1,30) AS TBSP_STATE
FROM TABLE(SNAP_GET_TBSP_PART_V97(CAST(NULL AS VARCHAR(128)), -1)) AS T
```

The following output is an example of sample output from this query.

```
TBSP_NAME           TBSP_ID           TBSP_STATE
-----
SYSCATSPACE         0 NORMAL
TEMPSPACE1          1 NORMAL
USERSPACE1          2 NORMAL
SYSTOOLSPACE        3 NORMAL
SYSTOOLSTMPSPACE   4 NORMAL

5 record(s) selected.
```

Information returned

<i>Table 308. Information returned by the SNAP_GET_TBSP_PART_V97 table function</i>		
Column name	Data type	Description or corresponding monitor element
SNAPSHOT_TIMESTAMP	TIMESTAMP	The date and time that the snapshot was taken.
TBSP_NAME	VARCHAR (128)	tablespace_name - Table space name
TBSP_ID	BIGINT	tablespace_id - Table space identification

Table 308. Information returned by the SNAP_GET_TBSP_PART_V97 table function (continued)

Column name	Data type	Description or corresponding monitor element
TBSP_STATE	VARCHAR (256)	<p>tablespace_state - Table space state. This interface returns a text identifier based on defines in <code>sqlutil.h</code> and is combination of the following separated by a '+' sign:</p> <ul style="list-style-type: none"> • BACKUP_IN_PROGRESS • BACKUP_PENDING • DELETE_PENDING • DISABLE_PENDING • DROP_PENDING • LOAD_IN_PROGRESS • LOAD_PENDING • NORMAL • OFFLINE • PSTAT_CREATION • PSTAT_DELETION • QUIESCED_EXCLUSIVE • QUIESCED_SHARE • QUIESCED_UPDATE • REBAL_IN_PROGRESS • REORG_IN_PROGRESS • RESTORE_IN_PROGRESS • RESTORE_PENDING • ROLLFORWARD_IN_PROGRESS • ROLLFORWARD_PENDING • STORDEF_ALLOWED • STORDEF_CHANGED • STORDEF_FINAL_VERSION • STORDEF_PENDING • SUSPEND_WRITE
TBSP_PREFETCH_SIZE	BIGINT	tablespace_prefetch_size - Table space prefetch size
TBSP_NUM QUIESCERS	BIGINT	tablespace_num_quiescers - Number of quiescers
TBSP_STATE_CHANGE_OBJECT_ID	BIGINT	tablespace_state_change_object_id - State change object identification
TBSP_STATE_CHANGE_TBSP_ID	BIGINT	tablespace_state_change_ts_id - State change table space identification
TBSP_MIN_RECOVERY_TIME	TIMESTAMP	tablespace_min_recovery_time - Minimum recovery time for rollforward
TBSP_TOTAL_PAGES	BIGINT	tablespace_total_pages - Total pages in table space

Table 308. Information returned by the SNAP_GET_TBSP_PART_V97 table function (continued)

Column name	Data type	Description or corresponding monitor element
TBSP_USABLE_PAGES	BIGINT	tablespace_usable_pages - Usable pages in table space
TBSP_USED_PAGES	BIGINT	tablespace_used_pages - Used pages in table space
TBSP_FREE_PAGES	BIGINT	tablespace_free_pages - Free pages in table space
TBSP_PENDING_FREE_PAGES	BIGINT	tablespace_pending_free_pages - Pending free pages in table space
TBSP_PAGE_TOP	BIGINT	tablespace_page_top - Table space high water mark
REBALANCER_MODE	VARCHAR (30)	tablespace_rebalancer_mode - Rebalancer mode. This interface returns a text identifier based on defines in sqlmon.h, and is one of: <ul style="list-style-type: none"> • FWD_REBAL • NO_REBAL • REV_REBAL • FWD_REBAL_OF_2PASS • REV_REBAL_OF_2PASS
REBALANCER_EXTENTS_REMAINING	BIGINT	tablespace_rebalancer_extents_remaining - Total number of extents to be processed by the rebalancer
REBALANCER_EXTENTS_PROCESSED	BIGINT	tablespace_rebalancer_extents_processed - Number of extents the rebalancer has processed
REBALANCER_PRIORITY	BIGINT	tablespace_rebalancer_priority - Current rebalancer priority
REBALANCER_START_TIME	TIMESTAMP	tablespace_rebalancer_start_time - Rebalancer start time
REBALANCER_RESTART_TIME	TIMESTAMP	tablespace_rebalancer_restart_time - Rebalancer restart time
REBALANCER_LAST_EXTENT_MOVED	BIGINT	tablespace_rebalancer_last_extent_moved - Last extent moved by the rebalancer
TBSP_NUM_RANGES	BIGINT	tablespace_num_ranges - Number of ranges in the table space map
TBSP_NUM_CONTAINERS	BIGINT	tablespace_num_containers - Number of containers in table space
TBSP_INITIAL_SIZE	BIGINT	tablespace_initial_size - Initial table space size
TBSP_CURRENT_SIZE	BIGINT	tablespace_current_size - Current table space size
TBSP_MAX_SIZE	BIGINT	tablespace_max_size - Maximum table space size
TBSP_INCREASE_SIZE	BIGINT	tablespace_increase_size - Increase size in bytes
TBSP_INCREASE_SIZE_PERCENT	SMALLINT	tablespace_increase_size_percent - Increase size by percent

Table 308. Information returned by the SNAP_GET_TBSP_PART_V97 table function (continued)		
Column name	Data type	Description or corresponding monitor element
TBSP_LAST_RESIZE_TIME	TIMESTAMP	tablespace_last_resize_time - Time of last successful resize
TBSP_LAST_RESIZE_FAILED	SMALLINT	tablespace_last_resize_failed - Last resize attempt failed
TBSP_PATHS_DROPPED	SMALLINT	Indicates that the table space resides on one or more storage paths that have been dropped (0 - No, 1 - Yes)
DBPARTITIONNUM	SMALLINT	dbpartitionnum - Database partition number monitor element

SNAP_GET_TBSP_V91

The SNAP_GET_TBSP_V91 table function returns snapshot information from the table space logical data group.

Important: The SNAP_GET_TBSP_V91 table function is deprecated and have been replaced by the “MON_GET_TABLESPACE table function - Get table space metrics” on page 820.

Refer to [Table 309 on page 1440](#) for a complete list of information that can be returned.

Syntax

```
➤ SNAP_GET_TBSP_V91 ( ( dbname [ , dbpartitionnum ] ) ) ➤
```

The schema is SYSPROC.

Table function parameters

dbname

An input argument of type VARCHAR(128) that specifies a valid database name in the same instance as the currently connected database. Specify a database name that has a directory entry type of either "Indirect" or "Home", as returned by the **LIST DATABASE DIRECTORY** command. Specify NULL or empty string to take the snapshot from the currently connected database.

dbpartitionnum

An optional input argument of type INTEGER that specifies a valid database partition number. Specify -1 for the current database partition, or -2 for an aggregate of all active database partitions. If *dbname* is not set to NULL and *dbpartitionnum* is set to NULL, -1 is set implicitly for *dbpartitionnum*. If this input option is not used, that is, only *dbname* is provided, data is returned from all active database partitions. An active database partition is a partition where the database is available for connection and use by applications.

If both *dbname* and *dbpartitionnum* are set to NULL, an attempt is made to read data from the file created by SNAP_WRITE_FILE procedure. Note that this file could have been created at any time, which means that the data might not be current. If a file with the corresponding snapshot API request type does not exist, then the SNAP_GET_TBSP_V91 table function takes a snapshot for the currently connected database and database partition number.

Authorization

One of the following authorizations is required:

- EXECUTE privilege on the SNAP_GET_TBSP_V91 table function
- DATAACCESS authority

In addition, to access snapshot monitor data, one of the following authorities is also required:

- SYSMON
- SYSCTRL
- SYSMMAINT
- SYSADM

Default PUBLIC privilege

In a non-restrictive database, EXECUTE privilege is granted to PUBLIC when the function is automatically created.

Example

Retrieve a list of table spaces for all database partitions for the currently connected database.

```
SELECT SUBSTR(TBSP_NAME,1,10) AS TBSP_NAME, TBSP_ID, TBSP_TYPE,
       TBSP_CONTENT_TYPE, DBPARTITIONNUM FROM TABLE(SNAP_GET_TBSP_V91('')) AS T
```

The following is an example of output from this query.

```

TBSP_NAME  TBSP_ID    TBSP_TYPE  TBSP_CONTENT_TYPE  DBPARTITIONNUM
-----
TEMPSPACE1 1 SMS       SYSTEMP           1
USERSPACE1 2 DMS       LONG              1
SYSCATSPAC 0 DMS       ANY               0
TEMPSPACE1 1 SMS       SYSTEMP           0
USERSPACE1 2 DMS       LONG              0
SYSTOOLSPA 3 DMS       LONG              0
TEMPSPACE1 1 SMS       SYSTEMP           2
USERSPACE1 2 DMS       LONG              2

```

8 record(s) selected.

Information returned

<i>Table 309. Information returned by the SNAP_GET_TBSP_V91 table function</i>		
Column name	Data type	Description or corresponding monitor element
SNAPSHOT_TIMESTAMP	TIMESTAMP	The date and time that the snapshot was taken.
TBSP_NAME	VARCHAR(128)	tablespace_name - Table space name
TBSP_ID	BIGINT	tablespace_id - Table space identification
TBSP_TYPE	VARCHAR(10)	tablespace_type - Table space type. This interface returns a text identifier based on defines in sqlutil.h, and is one of: <ul style="list-style-type: none"> • DMS • SMS

Table 309. Information returned by the SNAP_GET_TBSP_V91 table function (continued)

Column name	Data type	Description or corresponding monitor element
TBSP_CONTENT_TYPE	VARCHAR(10)	<p>tablespace_content_type - Table space contents type. This interface returns a text identifier based on defines in sqlmon.h, and is one of:</p> <ul style="list-style-type: none"> • ANY • LARGE • SYSTEMP • USRTEMP
TBSP_PAGE_SIZE	BIGINT	tablespace_page_size - Table space page size
TBSP_EXTENT_SIZE	BIGINT	tablespace_extent_size - Table space extent size
TBSP_PREFETCH_SIZE	BIGINT	tablespace_prefetch_size - Table space prefetch size
TBSP_CUR_POOL_ID	BIGINT	tablespace_cur_pool_id - Buffer pool currently being used
TBSP_NEXT_POOL_ID	BIGINT	tablespace_next_pool_id - Buffer pool that will be used at next startup
FS_CACHING	SMALLINT	fs_caching - File system caching
POOL_DATA_L_READS	BIGINT	pool_data_l_reads - Buffer pool data logical reads
POOL_DATA_P_READS	BIGINT	pool_data_p_reads - Buffer pool data physical reads
POOL_TEMP_DATA_L_READS	BIGINT	pool_temp_data_l_reads - Buffer pool temporary data logical reads
POOL_TEMP_DATA_P_READS	BIGINT	pool_temp_data_p_reads - Buffer pool temporary data physical reads
POOL_ASYNC_DATA_READS	BIGINT	pool_async_data_reads - Buffer pool asynchronous data reads
POOL_DATA_WRITES	BIGINT	pool_data_writes - Buffer pool data writes
POOL_ASYNC_DATA_WRITES	BIGINT	pool_async_data_writes - Buffer pool asynchronous data writes
POOL_INDEX_L_READS	BIGINT	pool_index_l_reads - Buffer pool index logical reads
POOL_INDEX_P_READS	BIGINT	pool_index_p_reads - Buffer pool index physical reads
POOL_TEMP_INDEX_L_READS	BIGINT	pool_temp_index_l_reads - Buffer pool temporary index logical reads
POOL_TEMP_INDEX_P_READS	BIGINT	pool_temp_index_p_reads - Buffer pool temporary index physical reads

Table 309. Information returned by the SNAP_GET_TBSP_V91 table function (continued)

Column name	Data type	Description or corresponding monitor element
POOL_ASYNC_INDEX_READS	BIGINT	pool_async_index_reads - Buffer pool asynchronous index reads
POOL_INDEX_WRITES	BIGINT	pool_index_writes - Buffer pool index writes
POOL_ASYNC_INDEX_WRITES	BIGINT	pool_async_index_writes - Buffer pool asynchronous index writes
POOL_XDA_L_READS	BIGINT	pool_xda_l_reads - Buffer Pool XDA Data Logical Reads
POOL_XDA_P_READS	BIGINT	pool_xda_p_reads - Buffer Pool XDA Data Physical Reads
POOL_XDA_WRITES	BIGINT	pool_xda_writes - Buffer Pool XDA Data Writes
POOL_ASYNC_XDA_READS	BIGINT	pool_async_xda_reads - Buffer Pool Asynchronous XDA Data Reads
POOL_ASYNC_XDA_WRITES	BIGINT	pool_async_xda_writes - Buffer Pool Asynchronous XDA Data Writes
POOL_TEMP_XDA_L_READS	BIGINT	pool_temp_xda_l_reads - Buffer Pool Temporary XDA Data Logical Reads
POOL_TEMP_XDA_P_READS	BIGINT	pool_temp_xda_p_reads - Buffer Pool Temporary XDA Data Physical Reads monitor element
POOL_READ_TIME	BIGINT	pool_read_time - Total buffer pool physical read time
POOL_WRITE_TIME	BIGINT	pool_write_time - Total buffer pool physical write time
POOL_ASYNC_READ_TIME	BIGINT	pool_async_read_time - Buffer pool asynchronous read time
POOL_ASYNC_WRITE_TIME	BIGINT	pool_async_write_time - Buffer pool asynchronous write time
POOL_ASYNC_DATA_READ_REQS	BIGINT	pool_async_data_read_reqs - Buffer pool asynchronous read requests
POOL_ASYNC_INDEX_READ_REQS	BIGINT	pool_async_index_read_reqs - Buffer pool asynchronous index read requests
POOL_ASYNC_XDA_READ_REQS	BIGINT	pool_async_xda_read_reqs - Buffer Pool Asynchronous XDA Read Requests
POOL_NO_VICTIM_BUFFER	BIGINT	pool_no_victim_buffer - Buffer pool no victim buffers
DIRECT_READS	BIGINT	direct_reads - Direct reads from database
DIRECT_WRITES	BIGINT	direct_writes - Direct writes to database
DIRECT_READ_REQS	BIGINT	direct_read_reqs - Direct read requests

Table 309. Information returned by the SNAP_GET_TBSP_V91 table function (continued)

Column name	Data type	Description or corresponding monitor element
DIRECT_WRITE_REQS	BIGINT	direct_write_reqs - Direct write requests
DIRECT_READ_TIME	BIGINT	direct_read_time - Direct read time
DIRECT_WRITE_TIME	BIGINT	direct_write_time - Direct write time
FILES_CLOSED	BIGINT	files_closed - Database files closed
UNREAD_PREFETCH_PAGES	BIGINT	unread_prefetch_pages - Unread prefetch pages
TBSP_REBALANCER_MODE	VARCHAR(10)	tablespace_rebalancer_mode - Rebalancer mode. This interface returns a text identifier based on defines in sqlmon.h, and is one of: <ul style="list-style-type: none"> • NO_REBAL • FWD_REBAL • REV_REBAL
TBSP_USING_AUTO_STORAGE	SMALLINT	tablespace_using_auto_storage - Table space enabled for automatic storage
TBSP_AUTO_RESIZE_ENABLED	SMALLINT	tablespace_auto_resize_enabled - Table space automatic resizing enabled
DBPARTITIONNUM	SMALLINT	dbpartitionnum - Database partition number monitor element

SNAPT BSP QUIESCER administrative view and SNAP_GET_TBSP QUIESCER table function - Retrieve quiescer table space snapshot information

The SNAPT BSP QUIESCER administrative view and the SNAP_GET_TBSP QUIESCER table function return information about quiescers from a table space snapshot.

Important: The SNAPT BSP QUIESCER administrative view and SNAP_GET_TBSP QUIESCER table function are deprecated and have been replaced by “[MON_GET_TABLESPACE QUIESCER table function - Get information about quiesced table spaces](#)” on page 833.

Depending on if you are using the administrative view or the table function, refer to one of the following sections:

- “[SNAPT BSP QUIESCER administrative view](#)” on page 1443
- “[SNAP_GET_TBSP QUIESCER table function](#)” on page 1445

SNAPT BSP QUIESCER administrative view

This administrative view allows you to retrieve quiescer table space snapshot information for the currently connected database.

Used with the SNAPT BSP RANGE administrative view and the MON_GET_TABLESPACE and MON_GET_CONTAINER table functions, the SNAPT BSP QUIESCER administrative view provides information equivalent to the **GET SNAPSHOT FOR TABLESPACES ON database-alias** CLP command.

The schema is SYSIBMADM.

Refer to [Table 310 on page 1447](#) for a complete list of information that can be returned.

Authorization

One of the following authorizations is required to use the view:

- SELECT privilege on the SNAPTBSP QUIESCER administrative view
- CONTROL privilege on the SNAPTBSP QUIESCER administrative view
- DATAACCESS authority
- DBADM authority
- SQLADM authority
- ACCESSCTRL authority
- SECADM authority

One of the following is required to use the table function:

- EXECUTE privilege on the SNAP_GET_TBSP QUIESCER table function
- DATAACCESS authority
- DBADM authority
- SQLADM authority

In addition, to access snapshot monitor data, one of the following authorities is also required:

- SYSMON
- SYSCTRL
- SYSMAINT
- SYSADM

Default PUBLIC privilege

In a non-restrictive database, SELECT privilege is granted to PUBLIC when the view is automatically created.

Example

Retrieve information about the quiesced table spaces for all database members for the currently connected database.

```
SELECT SUBSTR(TBSP_NAME, 1, 10) AS TBSP_NAME, QUIESCER_TS_ID,
       QUIESCER_OBJ_ID, QUIESCER_AUTH_ID, QUIESCER_AGENT_ID,
       QUIESCER_STATE, DBPARTITIONNUM
FROM SYSIBMADM.SNAPTBSP QUIESCER ORDER BY DBPARTITIONNUM
```

The following is an example of output from this query.

```
TBSP_NAME  QUIESCER_TS_ID    QUIESCER_OBJ_ID    QUIESCER_AUTH_ID    ..
-----
USERSPACE1          2                5 SWALKTY            ..
USERSPACE1          2                5 SWALKTY            ..

      2 record(s) selected.
```

Output from this query (continued).

```
... QUIESCER_AGENT_ID    QUIESCER_STATE DBPARTITIONNUM
... -----
...                0 EXCLUSIVE            0
...                65983 EXCLUSIVE            1
```

Example: Determine the partitioned table names

If the table is partitioned and kept in quiesced state, the different values for table space ID and table ID are represented than in SYSCAT.TABLES. These IDs will appear as the unsigned short representation. In

order to find the quiesced table name, you need to find the signed short representation first by calculating the table space ID that is subtracting 65536 (the maximum value) from QUIESCER_TS_ID and then use this table space ID to locate the quiesced tables. (The actual table space ID can be found in SYSCAT.DATAPARTITIONS for each data partition in the table.)

```
SELECT SUBSTR(TBSP_NAME, 1, 10) AS TBSP_NAME,
       CASE WHEN QUIESCER_TS_ID = 65530
            THEN QUIESCER_TS_ID - 65536
            ELSE QUIESCER_TS_ID END as tbspaceid,
       CASE WHEN QUIESCER_TS_ID = 65530
            THEN QUIESCER_OBJ_ID - 65536
            ELSE QUIESCER_OBJ_ID END as tableid
FROM SYSCAT.SNAPTbsp_QUIESCER
ORDER BY DBPARTITIONNUM
```

The following is an example of output from this query.

TBSP_NAME	TBSPACEID	TABLEID
TABDATA	-6	-32768
DATAMART	-6	-32765
SMALL	5	17

3 record(s) selected.

Use the given TBSPACEID and TABLEID provided from this query to find the table schema and name from SYSCAT.TABLES.

```
SELECT CHAR(tabschema, 10)tabschema, CHAR(tabname,15)tabname
FROM SYSCAT.TABLES
WHERE tbspaceid = -6 AND tableid in (-32768,-32765)
```

The following is an example of output from this query.

TABSCHEMA	TABNAME
SAMP	ORDERS_RP
SAMP	ORDERS_DMART

2 record(s) selected.

```
SELECT CHAR(tabschema, 10)tabschema, CHAR(tabname,15)tabname
FROM SYSCAT.TABLES
WHERE tbspaceid = 5 AND tableid = 17
```

The following is an example of output from this query.

TABSCHEMA	TABNAME
SAMP	NATION

1 record(s) selected.

SNAP_GET_TBSP_QUIESCER table function

The SNAP_GET_TBSP_QUIESCER table function returns the same information as the SNAPTbsp_QUIESCER administrative view, but allows you to retrieve the information for a specific database on a specific database member, aggregate of all database members or all database members.

Used with the SNAP_GET_TBSP, SNAP_GET_TBSP_PART, SNAP_GET_TBSP_RANGE, SNAP_GET_CONTAINER table functions, the SNAP_GET_TBSP_QUIESCER table function provides information equivalent to the **GET SNAPSHOT FOR TABLESPACES ON database-alias** CLP command.

Refer to [Table 310 on page 1447](#) for a complete list of information that can be returned.


```

USERSPACE1          2          5 SWALKTY          ...
1 record(s) selected.

```

Output from this query (continued).

```

... QUIESCER_AGENT_ID  QUIESCER_STATE DBPARTITIONNUM
... -----
...          65983 EXCLUSIVE          1

```

Information returned

Table 310. Information returned by the SNAPTBSP QUIESCER administrative view and the SNAP_GET_TBSP QUIESCER table function

Column name	Data type	Description or corresponding monitor element
SNAPSHOT_TIMESTAMP	TIMESTAMP	The date and time that the snapshot was taken.
TBSP_NAME	VARCHAR(128)	tablespace_name - Table space name
QUIESCER_TS_ID	BIGINT	quiescer_ts_id - Quiescer table space identification
QUIESCER_OBJ_ID	BIGINT	quiescer_obj_id - Quiescer object identification
QUIESCER_AUTH_ID	VARCHAR(128)	quiescer_auth_id - Quiescer user authorization identification
QUIESCER_AGENT_ID	BIGINT	quiescer_agent_id - Quiescer agent identification
QUIESCER_STATE	VARCHAR(14)	quiescer_state - Quiescer state. This interface returns a text identifier based on defines in sqlutil.h and is one of: <ul style="list-style-type: none"> • EXCLUSIVE • UPDATE • SHARE
DBPARTITIONNUM	SMALLINT	dbpartitionnum - Database partition number monitor element
MEMBER	SMALLINT	member - Database member monitor element

SNAPUTIL administrative view and SNAP_GET_UTIL table function - Retrieve utility_info logical data group snapshot information

The SNAPUTIL administrative view and the SNAP_GET_UTIL table function return snapshot information about the utilities from the utility_info logical data group.

Important: The SNAPUTIL administrative view and the SNAP_GET_UTIL table function are deprecated and have been replaced by the [“MON_GET_UTILITY table function - Get utilities running on the database”](#) on page 885.

Depending on if you are using the administrative view or the table function, refer to one of the following sections:

- [“SNAPUTIL administrative view”](#) on page 1448

- [“SNAP_GET_UTIL table function” on page 1449](#)

SNAPUTIL administrative view

Used in conjunction with the SNAPUTIL_PROGRESS administrative view, the SNAPUTIL administrative view provides the same information as the **LIST UTILITIES SHOW DETAIL** CLP command.

The schema is SYSIBMADM.

Refer to [Table 311 on page 1450](#) for a complete list of information that can be returned.

Authorization

One of the following authorizations is required to use the view:

- SELECT privilege on the SNAPUTIL administrative view
- CONTROL privilege on the SNAPUTIL administrative view
- DATAACCESS authority
- DBADM authority
- SQLADM authority
- ACCESSCTRL authority
- SECADM authority

One of the following is required to use the table function:

- EXECUTE privilege on the SNAP_GET_UTIL table function
- DATAACCESS authority
- DBADM authority
- SQLADM authority

In addition, to access snapshot monitor data, one of the following authorities is also required:

- SYSMON
- SYSCTRL
- SYSMAINT
- SYSADM

Default PUBLIC privilege

In a non-restrictive database, SELECT privilege is granted to PUBLIC when the view is automatically created.

Example

Retrieve a list of utilities and their states on all database members for all active databases in the instance that contains the connected database.

```
SELECT UTILITY_TYPE, UTILITY_PRIORITY, SUBSTR(UTILITY_DESCRIPTION, 1, 72)
      AS UTILITY_DESCRIPTION, SUBSTR(UTILITY_DBNAME, 1, 17) AS
      UTILITY_DBNAME, UTILITY_STATE, UTILITY_INVOKER_TYPE, DBPARTITIONNUM
FROM SYSIBMADM.SNAPUTIL ORDER BY DBPARTITIONNUM
```

The following is an example of output from this query.

```
UTILITY_TYPE      UTILITY_PRIORITY ...
-----
LOAD              - ...
LOAD              - ...
LOAD              - ...

3 record(s) selected.
```

Output from this query (continued).

```
... UTILITY_DESCRIPTION ...
... -----
... ONLINE LOAD DEL AUTOMATIC INDEXING INSERT COPY NO TEST .LOADTEST ...
... ONLINE LOAD DEL AUTOMATIC INDEXING INSERT COPY NO TEST .LOADTEST ...
... ONLINE LOAD DEL AUTOMATIC INDEXING INSERT COPY NO TEST .LOADTEST ...
```

Output from this query (continued).

```
... UTILITY_DBNAME    UTILITY_STATE  UTILITY_INVOKER_TYPE  DBPARTITIONNUM
... -----
... SAMPLE           EXECUTE        USER                  0
... SAMPLE           EXECUTE        USER                  1
... SAMPLE           EXECUTE        USER                  2
```

SNAP_GET_UTIL table function

The SNAP_GET_UTIL table function returns the same information as the SNAPUTIL administrative view, but allows you to retrieve the information for a specific database member, aggregate of all database members or all database members.

Used in conjunction with the SNAP_GET_UTIL_PROGRESS table function, the SNAP_GET_UTIL table function provides the same information as the **LIST UTILITIES SHOW DETAIL CLP** command.

Refer to [Table 311 on page 1450](#) for a complete list of information that can be returned.

Syntax

```
➔ SNAP_GET_UTIL ( member ) ➔
```

The schema is SYSPROC.

Table function parameter

member

An optional input argument of type INTEGER that specifies a valid database member number. Specify -1 for the current database member, or -2 for an aggregate of all active database members. If this input option is not used, data will be returned from all active database members. An active database member is a member where the database is available for connection and use by applications.

If *member* is set to NULL, an attempt is made to read data from the file created by SNAP_WRITE_FILE procedure. Note that this file could have been created at any time, which means that the data might not be current. If a file with the corresponding snapshot API request type does not exist, then the SNAP_GET_UTIL table function takes a snapshot for the currently connected database and database member number.

Authorization

One of the following authorizations is required:

- EXECUTE privilege on the SNAP_GET_UTIL table function
- DATAACCESS authority

In addition, to access snapshot monitor data, one of the following authorities is also required:

- SYSMON
- SYSCTRL
- SYSMAINT
- SYSADM

Default PUBLIC privilege

In a non-restrictive database, EXECUTE privilege is granted to PUBLIC when the function is automatically created.

Examples

Example 1: Retrieve a list of utility ids with their type and state for the currently connected database member on database SAMPLE.

```
SELECT UTILITY_ID, UTILITY_TYPE, UTILITY_STATE
FROM TABLE(SNAP_GET_UTIL(-1)) AS T WHERE UTILITY_DBNAME='SAMPLE'
```

The following is an example of output from this query:

```
UTILITY_ID      UTILITY_TYPE      STATE
-----
1 BACKUP        EXECUTE

1 record(s) selected.
```

Example 2: Retrieve a list of utility ids with their type, member number and database partition number for the currently connected database member.

```
SELECT UTILITY_ID, UTILITY_TYPE, MEMBER, DBPARTITIONNUM
FROM TABLE(SNAP_GET_UTIL(-1)) AS T
```

The following is an example of output from this query:

```
UTILITY_ID  UTILITY_TYPE      MEMBER  DBPARTITIONNUM
-----
2 BACKUP        2        2
```

Information returned

<i>Table 311. Information returned by the SNAPUTIL administrative view and the SNAP_GET_UTIL table function</i>		
Column name	Data type	Description or corresponding monitor element
SNAPSHOT_TIMESTAMP	TIMESTAMP	The date and time that the snapshot was taken.
UTILITY_ID	INTEGER	utility_id - Utility ID. Unique to a database partition.
UTILITY_TYPE	VARCHAR(26)	utility_type - Utility type. This interface returns a text identifier based on the defines in sqlmon.h.
UTILITY_PRIORITY	INTEGER	utility_priority - Utility priority. Priority if utility supports throttling, otherwise null.
UTILITY_DESCRIPTION	VARCHAR(2048)	utility_description - Utility description. Can be null.
UTILITY_DBNAME	VARCHAR(128)	utility_dbname - Database operated on by utility
UTILITY_START_TIME	TIMESTAMP	utility_start_time - Utility start time
UTILITY_STATE	VARCHAR(10)	utility_state - Utility state. This interface returns a text identifier based on the defines in sqlmon.h.

Table 311. Information returned by the SNAPUTIL administrative view and the SNAP_GET_UTIL table function (continued)

Column name	Data type	Description or corresponding monitor element
UTILITY_INVOKER_TYPE	VARCHAR(10)	utility_invoker_type - Utility invoker type. This interface returns a text identifier based on the defines in sqlmon.h and is one of: <ul style="list-style-type: none"> • AUTO • USER
DBPARTITIONNUM	SMALLINT	dbpartitionnum - Database partition number monitor element
PROGRESS_LIST_ATTR	VARCHAR(10)	progress_list_attr - Current progress list attributes
PROGRESS_LIST_CUR_SEQ_NUM	INTEGER	progress_list_current_seq_num - Current progress list sequence number
MEMBER	SMALLINT	member - Database member monitor element

SNAP_WRITE_FILE procedure

The SNAP_WRITE_FILE procedure writes system snapshot data to a file in the tmp subdirectory of the instance directory.

Important: The SNAP_WRITE_FILE procedure is deprecated and might be removed in a future release. Start using the monitoring SQL interfaces. If you still need to write snapshot data to a file, use other methods before this procedure becomes discontinued.

Syntax

►► SNAP_WRITE_FILE (— *requestType* — , — *dbname* — , — *member* —) ◄◄

The schema is SYSPROC.

Procedure parameters

requestType

An input argument of type VARCHAR (32) that specifies a valid snapshot request type. The possible request types are text identifiers based on defines in sqlmon.h, and are one of:

- APPL_ALL
- BUFFERPOOLS_ALL
- DB2
- DBASE_ALL
- DBASE_LOCKS
- DBASE_TABLES
- DBASE_TABLESPACES
- DYNAMIC_SQL

dbname

An input argument of type VARCHAR(128) that specifies a valid database name in the same instance as the currently connected database when calling this function. Specify a database name that has a

directory entry type of either "Indirect" or "Home", as returned by the **LIST DATABASE DIRECTORY** command. Specify NULL or empty string to take the snapshot from the currently connected database.

member

An input argument of type INTEGER that specifies a valid member number. Specify -1 for the current member, or -2 for an aggregate of all active members. An active member is a member where the database is available for connection and use by applications.

If a null value is specified, -1 is set implicitly.

Authorization

One of the following authorizations is required to execute the procedure:

- EXECUTE privilege on the procedure
- DATAACCESS authority

To access snapshot monitor data, one of the following authorities is also required:

- SYSMON authority
- SYSCTRL authority
- SYSMOINT authority
- SYSADM authority

Note: If you do not have SYSMON, SYSCTRL, SYSMOINT, or SYSADM authority, you can read the saved snapshot data by passing null values as the inputs to snapshot functions.

Default PUBLIC privilege

In a non-restrictive database, EXECUTE privilege is granted to PUBLIC when the procedure is automatically created.

Example

Take a snapshot of database manager information by specifying a request type of 'DB2' (which corresponds to SQLMA_DB2), and defaulting to the currently connected database and current database partition.

```
CALL SYSPROC.SNAP_WRITE_FILE ('DB2', '', -1)
```

This will result in snapshot data being written to the instance temporary directory, which is sqllib/tmp/SQLMA_DB2.dat on UNIX operating systems, and sqllib\DB2\tmp\SQLMA_DB2.dat on a Windows operating system.

Usage notes

If an unrecognized input parameter is provided, the following error is returned: SQL2032N The "REQUEST_TYPE" parameter is not valid.

SNAPAGENT administrative view and SNAP_GET_AGENT table function - Retrieve agent logical data group application snapshot information

The SNAPAGENT administrative view and the SNAP_GET_AGENT table function return information about agents from an application snapshot, in particular, the agent logical data group.

Important: The SNAPAGENT administrative view and the SNAP_GET_AGENT table function are deprecated and have been replaced by the [“MON_GET_AGENT table function - List agents, fenced mode processes, and system entities for the database” on page 494](#) and [“MON_GET_CONNECTION table function - Get connection metrics” on page 532](#).

Depending on if you are using the administrative view or the table function, refer to one of the following sections:

- [“SNAPAGENT administrative view” on page 1453](#)
- [“SNAP_GET_AGENT table function” on page 1454](#)

SNAPAGENT administrative view

This administrative view allows you to retrieve agent logical data group application snapshot information for the currently connected database.

Used with the MON_GET_CONNECTION, MON_GET_MEMORY_POOL, and MON_GET_MEMORY_SET table functions and the MON_CURRENT_SQL and SNAPSUBSECTION administrative views, the SNAPAGENT administrative view provides information equivalent to the **GET SNAPSHOT FOR APPLICATIONS ON database-alias** CLP command, but retrieves data from all database members.

The schema is SYSIBMADM.

Refer to [Table 312 on page 1455](#) for a complete list of information that can be returned.

Authorization

One of the following authorizations is required to use the view:

- SELECT privilege on the SNAPAGENT administrative view
- CONTROL privilege on the SNAPAGENT administrative view
- DATAACCESS authority
- DBADM authority
- SQLADM authority

One of the following is required to use the table function:

- EXECUTE privilege on the SNAP_GET_AGENT table function
- DATAACCESS authority
- DBADM authority
- SQLADM authority

In addition, to access snapshot monitor data, one of the following authorities is also required:

- SYSMON
- SYSCTRL
- SYSMAINT
- SYSADM

Default PUBLIC privilege

In a non-restrictive database, SELECT privilege is granted to PUBLIC when the view is automatically created.

Example

Retrieve all application snapshot information for the currently connected database from the agent logical data group.

```
SELECT * FROM SYSIBMADM.SNAPAGENT
```

The following is an example of output from this query.

SNAPSHOT_TIMESTAMP	DB_NAME	AGENT_ID	...
2005-07-19-11.03.26.740423	SAMPLE	101	...

```
2005-07-19-11.03.26.740423 SAMPLE          49 ...
2 record(s) selected.                      ...
```

Output from this query (continued).

```
... AGENT_PID          LOCK_TIMEOUT_VAL    DBPARTITIONNUM
... -----
...          11980          -1              0
...          15940          -1              0
...
...
...
```

SNAP_GET_AGENT table function

The SNAP_GET_AGENT table function returns the same information as the SNAPAGENT administrative view, but allows you to retrieve the information for a specific database on a specific database member, aggregate of all database members or all database members.

Used with the SNAP_GET_AGENT_MEMORY_POOL, SNAP_GET_APPL, SNAP_GET_APPL_INFO, SNAP_GET_STMT and SNAP_GET_SUBSECTION table functions, the SNAP_GET_AGENT table function provides information equivalent to the **GET SNAPSHOT FOR ALL APPLICATIONS** CLP command, but retrieves data from all database members.

Refer to [Table 312 on page 1455](#) for a complete list of information that can be returned.

Syntax

```
➤ SNAP_GET_AGENT ( ( dbname [ , member ] ) ) ➤
```

The schema is SYSPROC.

Table function parameters

dbname

An input argument of type VARCHAR(128) that specifies a valid database name in the same instance as the currently connected database. Specify a database name that has a directory entry type of either "Indirect" or "Home", as returned by the **LIST DATABASE DIRECTORY** command. Specify an empty string to take the snapshot from the currently connected database. Specify a NULL value to take the snapshot from all databases within the same instance as the currently connected database.

member

An optional input argument of type INTEGER that specifies a valid database member number. Specify -1 for the current database member, or -2 for an aggregate of all active database members. If *dbname* is not set to NULL and *member* is set to NULL, -1 is set implicitly for *member*. If this input option is not used, that is, only *dbname* is provided, data is returned from all active database members. An active database member is a member where the database is available for connection and use by applications.

If both *dbname* and *member* are set to NULL, an attempt is made to read data from the file created by SNAP_WRITE_FILE procedure. Note that this file could have been created at any time, which means that the data might not be current. If a file with the corresponding snapshot API request type does not exist, then the SNAP_GET_AGENT table function takes a snapshot for the currently connected database and database member number.

Authorization

One of the following authorizations is required:

- EXECUTE privilege on the SNAP_GET_AGENT table function
- DATAACCESS authority

In addition, to access snapshot monitor data, one of the following authorities is also required:

- SYSMON
- SYSCTRL
- SYSMAINT
- SYSADM

Default PUBLIC privilege

In a non-restrictive database, EXECUTE privilege is granted to PUBLIC when the function is automatically created.

Example

Retrieve all application snapshot information for all applications in all active databases.

```
SELECT * FROM TABLE(SNAP_GET_AGENT(CAST(NULL AS VARCHAR(128)), -1)) AS T
```

The following is an example of output from this query.

```
SNAPSHOT_TIMESTAMP      DB_NAME      AGENT_ID      ...
-----
2006-01-03-17.21.38.530785 SAMPLE      48 ...
2006-01-03-17.21.38.530785 SAMPLE      47 ...
2006-01-03-17.21.38.530785 SAMPLE      46 ...
2006-01-03-17.21.38.530785 TESTDB      30 ...
2006-01-03-17.21.38.530785 TESTDB      29 ...
2006-01-03-17.21.38.530785 TESTDB      28 ...
```

6 record(s) selected.

Output from this query (continued).

```
... AGENT_PID      LOCK_TIMEOUT_VAL      DBPARTITIONNUM
... -----
...      7696      -1      0
...      8536      -1      0
...      6672      -1      0
...      2332      -1      0
...      8360      -1      0
...      6736      -1      0
...      ...
```

Information returned

Column name	Data type	Description or corresponding monitor element
SNAPSHOT_TIMESTAMP	TIMESTAMP	The date and time that the snapshot was taken.
DB_NAME	VARCHAR(128)	db_name - Database name
AGENT_ID	BIGINT	agent_id - Application handle (agent ID)
AGENT_PID	BIGINT	agent_pid - Engine dispatchable unit (EDU)
LOCK_TIMEOUT_VAL	BIGINT	lock_timeout_val - Lock timeout (seconds)
DBPARTITIONNUM	SMALLINT	dbpartitionnum - Database partition number monitor element

Table 312. Information returned by the SNAPAGENT administrative view and the SNAP_GET_AGENT table function (continued)

Column name	Data type	Description or corresponding monitor element
MEMBER	SMALLINT	member - Database member monitor element

SNAPAGENT_MEMORY_POOL administrative view and SNAP_GET_AGENT_MEMORY_POOL table function - Retrieve memory_pool logical data group snapshot information

The SNAPAGENT_MEMORY_POOL administrative view and the SNAP_GET_AGENT_MEMORY_POOL table function return information about memory usage at the agent level.

Important: The SNAPAGENT_MEMORY_POOL administrative view and SNAP_GET_AGENT_MEMORY_POOL table function have been deprecated and replaced by the [“MON_GET_MEMORY_POOL - get memory pool information”](#) on page 633 and [“MON_GET_MEMORY_SET - get memory set information ”](#) on page 635.

Depending on if you are using the administrative view or the table function, refer to one of the following sections:

- [“SNAPAGENT_MEMORY_POOL administrative view”](#) on page 1456
- [“SNAP_GET_AGENT_MEMORY_POOL table function”](#) on page 1457

SNAPAGENT_MEMORY_POOL administrative view

This administrative view allows you to retrieve the memory_pool logical data group snapshot information about memory usage at the agent level for the currently connected database.

Used with the MON_GET_AGENT and MON_GET_CONNECTION table functions and the MON_CURRENT_SQL and SNAPSUBSECTION administrative views, the SNAPAGENT_MEMORY_POOL administrative view provides information equivalent to the **GET SNAPSHOT FOR APPLICATIONS ON database-alias** CLP command.

The schema is SYSIBMADM.

Refer to [Table 313](#) on page 1459 for a complete list of information that can be returned.

Authorization

One of the following is required to use the view:

- SELECT privilege on the SNAPAGENT_MEMORY_POOL administrative view
- CONTROL privilege on the SNAPAGENT_MEMORY_POOL administrative view
- DATAACCESS authority
- DBADM authority
- SQLADM authority
- ACCESSCTRL authority
- SECADM authority

One of the following is required to use the table function:

- EXECUTE privilege on the SNAP_GET_AGENT_MEMORY_POOL table function
- DATAACCESS authority
- DBADM authority
- SQLADM authority

In addition, to access snapshot monitor data, one of the following authorities is also required:

- SYSMON
- SYSCTRL
- SYSMAINT
- SYSADM

Default PUBLIC privilege

In a non-restrictive database, SELECT privilege is granted to PUBLIC when the view is automatically created.

Example

Retrieve a list of memory pools and their current size.

```
SELECT AGENT_ID, POOL_ID, POOL_CUR_SIZE FROM SYSIBMADM.SNAPAGENT_MEMORY_POOL
```

The following is an example of output from this query.

AGENT_ID	POOL_ID	POOL_CUR_SIZE
48	APPLICATION	65536
48	OTHER	65536
48	APPL_CONTROL	65536
47	APPLICATION	65536
47	OTHER	131072
47	APPL_CONTROL	65536
46	OTHER	327680
46	APPLICATION	262144
46	APPL_CONTROL	65536

9 record(s) selected.

SNAP_GET_AGENT_MEMORY_POOL table function

The SNAP_GET_AGENT_MEMORY_POOL table function returns the same information as the SNAPAGENT_MEMORY_POOL administrative view, but allows you to retrieve the information for a specific database on a specific database member, aggregate of all database members or all database members.

Used with the SNAP_GET_AGENT, SNAP_GET_APPL, SNAP_GET_APPL_INFO, SNAP_GET_STMT and SNAP_GET_SUBSECTION table functions, the SNAP_GET_AGENT_MEMORY_POOL table function provides information equivalent to the **GET SNAPSHOT FOR ALL APPLICATIONS** CLP command.

Refer to [Table 313 on page 1459](#) for a complete list of information that can be returned.

Syntax

```
▶▶ SNAP_GET_AGENT_MEMORY_POOL ( ( — dbname — ) — ) ▶▶  
                             , member
```

The schema is SYSPROC.

Table function parameters

dbname

An input argument of type VARCHAR(128) that specifies a valid database name in the same instance as the currently connected database. Specify a database name that has a directory entry type of either "Indirect" or "Home", as returned by the **LIST DATABASE DIRECTORY** command. Specify an empty string to take the snapshot from the currently connected database. Specify a NULL value to take the snapshot from all databases within the same instance as the currently connected database.

member

An optional input argument of type INTEGER that specifies a valid database member number. Specify -1 for the current database member, or -2 for an aggregate of all active database members. If *dbname* is not set to NULL and *member* is set to NULL, -1 is set implicitly for *member*. If this input option is not used, that is, only *dbname* is provided, data is returned from all active database members. An active database member is a member where the database is available for connection and use by applications.

If both *dbname* and *member* are set to NULL, an attempt is made to read data from the file created by SNAP_WRITE_FILE procedure. Note that this file could have been created at any time, which means that the data might not be current. If a file with the corresponding snapshot API request type does not exist, then the SNAP_GET_AGENT_MEMORY_POOL table function takes a snapshot for the currently connected database and database member number.

Authorization

One of the following authorizations is required:

- EXECUTE privilege on the SNAP_GET_AGENT_MEMORY_POOL table function
- DATAACCESS authority

In addition, to access snapshot monitor data, one of the following authorities is also required:

- SYSMON
- SYSCTRL
- SYSMAINT
- SYSADM

Default PUBLIC privilege

In a non-restrictive database, EXECUTE privilege is granted to PUBLIC when the function is automatically created.

Example

Retrieve a list of memory pools and their current size for all databases.

```
SELECT SUBSTR(DB_NAME,1,8) AS DB_NAME, AGENT_ID, POOL_ID, POOL_CUR_SIZE
FROM TABLE(SNAP_GET_AGENT_MEMORY_POOL(CAST (NULL AS VARCHAR(128)), -1))
AS T
```

The following is an example of output from this query.

DB_NAME	AGENT_ID	POOL_ID	POOL_CUR_SIZE
SAMPLE	48	APPLICATION	65536
SAMPLE	48	OTHER	65536
SAMPLE	48	APPL_CONTROL	65536
SAMPLE	47	APPLICATION	65536
SAMPLE	47	OTHER	131072
SAMPLE	47	APPL_CONTROL	65536
SAMPLE	46	OTHER	327680
SAMPLE	46	APPLICATION	262144
SAMPLE	46	APPL_CONTROL	65536
TESTDB	30	APPLICATION	65536
TESTDB	30	OTHER	65536
TESTDB	30	APPL_CONTROL	65536
TESTDB	29	APPLICATION	65536
TESTDB	29	OTHER	131072
TESTDB	29	APPL_CONTROL	65536
TESTDB	28	OTHER	327680
TESTDB	28	APPLICATION	65536
TESTDB	28	APPL_CONTROL	65536

18 record(s) selected.

Information returned

<i>Table 313. Information returned by the SNAPAGENT_MEMORY_POOL administrative view and the SNAP_GET_AGENT_MEMORY_POOL table function</i>		
Column name	Data type	Description or corresponding monitor element
SNAPSHOT_TIMESTAMP	TIMESTAMP	The date and time that the snapshot was taken.
DB_NAME	VARCHAR(128)	db_name - Database name
AGENT_ID	BIGINT	agent_id - Application handle (agent ID)
AGENT_PID	BIGINT	agent_pid - Engine dispatchable unit (EDU)
POOL_ID	VARCHAR(14)	pool_id - Memory pool identifier. This interface returns a text identifier based on defines in sqlmon.h, and is one of: <ul style="list-style-type: none"> • APP_GROUP • APPL_CONTROL • APPLICATION • BP • CAT_CACHE • DATABASE • DFM • FCMBP • IMPORT_POOL • LOCK_MGR • MONITOR • OTHER • PACKAGE_CACHE • QUERY • SHARED_SORT • SORT • STATEMENT • STATISTICS • UTILITY
POOL_CUR_SIZE	BIGINT	pool_cur_size - Current size of memory pool
POOL_WATERMARK	BIGINT	pool_watermark - Memory pool watermark
POOL_CONFIG_SIZE	BIGINT	pool_config_size - Configured size of memory pool
DBPARTITIONNUM	SMALLINT	dbpartitionnum - Database partition number monitor element
MEMBER	SMALLINT	member - Database member monitor element

SNAPAPPL_INFO administrative view and SNAP_GET_APPL_INFO table function - Retrieve appl_info logical data group snapshot information

The SNAPAPPL_INFO administrative view and the SNAP_GET_APPL_INFO table function return information about applications from an application snapshot, in particular, the appl_info logical data group.

Important: The SNAPAPPL_INFO administrative view and the SNAP_GET_APPL_INFO table function are deprecated and have been replaced by the [“MON_GET_CONNECTION table function - Get connection metrics”](#) on page 532.

Depending on if you are using the administrative view or the table function, refer to one of the following sections:

- [“SNAPAPPL_INFO administrative view”](#) on page 1460
- [“SNAP_GET_APPL_INFO table function”](#) on page 1461

SNAPAPPL_INFO administrative view

This administrative view allows you to retrieve appl_info logical data group snapshot information for the currently connected database.

Used with the MON_GET_AGENT, MON_GET_CONNECTION, MON_GET_MEMORY_POOL, and MON_GET_MEMORY_SET table functions and the MON_CURRENT_SQL and SNAPSUBSECTION administrative views, the SNAPAPPL_INFO administrative view provides information equivalent to the **GET SNAPSHOT FOR APPLICATIONS ON database-alias** CLP command, but retrieves data from all database members.

The schema is SYSIBMADM.

Refer to [Table 314 on page 1463](#) for a complete list of information that can be returned.

Authorization

One of the following authorizations is required to use the view:

- SELECT privilege on the SNAPAPPL_INFO administrative view
- CONTROL privilege on the SNAPAPPL_INFO administrative view
- DATAACCESS authority
- DBADM authority
- SQLADM authority
- ACCESSCTRL authority
- SECADM authority

One of the following is required to use the table function:

- EXECUTE privilege on the SNAP_GET_APPL_INFO table function
- DATAACCESS authority
- DBADM authority
- SQLADM authority

Also, one of the following authorities is required:

- SYSMON
- SYSMAINT
- SYSCTRL
- SYSADM

Authorization

One of the following authorizations is required:

- EXECUTE privilege on the SNAP_GET_APPL_INFO table function
- DATAACCESS authority

In addition, to access snapshot monitor data, one of the following authorities is also required:

- SYSMON
- SYSCTRL
- SYSMAINT
- SYSADM

Default PUBLIC privilege

In a non-restrictive database, EXECUTE privilege is granted to PUBLIC when the function is automatically created.

Examples

Retrieve the status of all applications on the connected database member.

```
SELECT SUBSTR(DB_NAME,1,8) AS DB_NAME, AGENT_ID,  
       SUBSTR(APPL_NAME,1,10) AS APPL_NAME, APPL_STATUS  
FROM TABLE(SNAP_GET_APPL_INFO(CAST(NULL AS VARCHAR(128)),-1)) AS T
```

The following is an example of output from this query.

DB_NAME	AGENT_ID	APPL_NAME	APPL_STATUS
TOOLSDB	14	db2bp.exe	CONNECTED
SAMPLE	15	db2bp.exe	UOWEXEC
SAMPLE	8	javaw.exe	CONNECTED
SAMPLE	7	db2bp.exe	UOWWAIT

4 record(s) selected.

The following shows what you obtain when you SELECT from the result of the table function.

```
SELECT SUBSTR(DB_NAME,1,8) AS DB_NAME, AUTHORITY_LVL  
FROM TABLE(SNAP_GET_APPL_INFO(CAST(NULL AS VARCHAR(128)),-1)) AS T
```

The following is an example of output from this query.

DB_NAME	AUTHORITY_LVL
TESTDB	SYSADM(GROUP) + DBADM(USER) + CREATETAB(USER, GROUP) + BINDADD(USER, GROUP) + CONNECT(USER, GROUP) + CREATE_NOT_FENC(USER) + IMPLICIT_SCHEMA(USER, GROUP) + LOAD(USER) + CREATE_EXT_RT(USER) + QUIESCE_CONN(USER)
TESTDB	SYSADM(GROUP) + DBADM(USER) + CREATETAB(USER, GROUP) + BINDADD(USER, GROUP) + CONNECT(USER, GROUP) + CREATE_NOT_FENC(USER) + IMPLICIT_SCHEMA(USER, GROUP) + LOAD(USER) + CREATE_EXT_RT(USER) + QUIESCE_CONN(USER)
TESTDB	SYSADM(GROUP) + DBADM(USER) + CREATETAB(USER, GROUP) + BINDADD(USER, GROUP) + CONNECT(USER, GROUP) + CREATE_NOT_FENC(USER) + IMPLICIT_SCHEMA(USER, GROUP) + LOAD(USER) + CREATE_EXT_RT(USER) + QUIESCE_CONN(USER)

3 record(s) selected.

Information returned

<i>Table 314. Information returned by the SNAPAPPL_INFO administrative view and the SNAP_GET_APPL_INFO table function</i>		
Column name	Data type	Description or corresponding monitor element
SNAPSHOT_TIMESTAMP	TIMESTAMP	The date and time that the snapshot was taken.
AGENT_ID	BIGINT	agent_id - Application handle (agent ID)
APPL_STATUS	VARCHAR(22)	<p>appl_status - Application status. This interface returns a text identifier based on the defines in sqlmon.h, and is one of:</p> <ul style="list-style-type: none"> • BACKUP • COMMIT_ACT • COMP • CONNECTED • CONNECTPEND • CREATE_DB • DECOUPLED • DISCONNECTPEND • INTR • IOERROR_WAIT • LOAD • LOCKWAIT • QUIESCE_TABLESPACE • RECOMP • REMOTE_RQST • RESTART • RESTORE • ROLLBACK_ACT • ROLLBACK_TO_SAVEPOINT • TEND • THABRT • THCOMT • TPREP • UNLOAD • UOWEXEC • UOWWAIT • WAITFOR_REMOTE
CODEPAGE_ID	BIGINT	codepage_id - ID of code page used by application
NUM_ASSOC_AGENTS	BIGINT	num_assoc_agents - Number of associated agents

Table 314. Information returned by the SNAPAPPL_INFO administrative view and the SNAP_GET_APPL_INFO table function (continued)

Column name	Data type	Description or corresponding monitor element
COORD_NODE_NUM	SMALLINT	COORD_NODE_NUM is deprecated and is replaced by MEMBER.

Table 314. Information returned by the SNAPAPPL_INFO administrative view and the SNAP_GET_APPL_INFO table function (continued)

Column name	Data type	Description or corresponding monitor element
AUTHORITY_LVL	VARCHAR(512)	<p>authority_bitmap - User authorization level.</p> <p>This interface returns a text identifier based on the database authorities defined in sql.h and their source, and has the following format: authority(source, ...) + authority(source, ...) + ... The source of an authority can be multiple: either from a USER, a GROUP, or a USER and a GROUP.</p> <p>Possible values for "authority":</p> <ul style="list-style-type: none"> • ACCESSCTRL • BINDADD • CONNECT • CREATE_EXT_RT • CREATE_NOT_FENC • CREATETAB • DATAACCESS • DBADM • EXPLAIN • IMPLICIT_SCHEMA • LOAD • LIBADM • QUIESCE_CONN • SECADM • SQLADM • SYSADM • SYSCTRL • SYSMANT • SYSMON • SYSQUIESCE • WLMADM <p>Possible values for "source":</p> <ul style="list-style-type: none"> • USER - authority granted to the user or to a role granted to the user. • GROUP - authority granted to a group to which the user belongs or to a role granted to the group to which the user belongs.
CLIENT_PID	BIGINT	client_pid - Client process ID

Table 314. Information returned by the SNAPAPPL_INFO administrative view and the SNAP_GET_APPL_INFO table function (continued)

Column name	Data type	Description or corresponding monitor element
COORD_AGENT_PID	BIGINT	coord_agent_pid - Coordinator agent
STATUS_CHANGE_TIME	TIMESTAMP	status_change_time - Application status change time
CLIENT_PLATFORM	VARCHAR(12)	<p>client_platform - Client operating platform. This interface returns a text identifier based on the defines in sqlmon.h,</p> <ul style="list-style-type: none"> • AIX • AIX64 • AS400_DRDA • DOS • DYNIX • HP • HP64 • HPIA • HPIA64 • LINUX • LINUX390 • LINUXIA64 • LINUXPPC • LINUXPPC64 • LINUXX8664 • LINUXZ64 • MAC • MVS_DRDA • NT • NT64 • OS2 • OS390 • SCO • SGI • SNI • SUN • SUN64 • UNKNOWN • UNKNOWN_DRDA • VM_DRDA • VSE_DRDA • WINDOWS

Table 314. Information returned by the SNAPAPPL_INFO administrative view and the SNAP_GET_APPL_INFO table function (continued)

Column name	Data type	Description or corresponding monitor element
CLIENT_PROTOCOL	VARCHAR(10)	client_protocol - Client communication protocol. This interface returns a text identifier based on the defines in sqlmon.h, <ul style="list-style-type: none"> • CPIC • LOCAL • NPIPE • TCPIP (for Db2) • TCPIP4 • TCPIP6
TERRITORY_CODE	SMALLINT	territory_code - Database territory code
APPL_NAME	VARCHAR(256)	appl_name - Application name
APPL_ID	VARCHAR(128)	appl_id - Application ID
SEQUENCE_NO	VARCHAR(4)	sequence_no - Sequence number
PRIMARY_AUTH_ID	VARCHAR(128)	auth_id - Authorization ID
SESSION_AUTH_ID	VARCHAR(128)	session_auth_id - Session authorization ID
CLIENT_NNAME	VARCHAR(128)	client_nname - Client name monitor element
CLIENT_PRDID	VARCHAR(128)	client_prdid - Client product/version ID
INPUT_DB_ALIAS	VARCHAR(128)	input_db_alias - Input database alias
CLIENT_DB_ALIAS	VARCHAR(128)	client_db_alias - Database alias used by application
DB_NAME	VARCHAR(128)	db_name - Database name
DB_PATH	VARCHAR(1024)	db_path - Database path
EXECUTION_ID	VARCHAR(128)	execution_id - User login ID
CORR_TOKEN	VARCHAR(128)	corr_token - DRDA correlation token
TPMON_CLIENT_USERID	VARCHAR(256)	tpmon_client_userid - TP monitor client user ID
TPMON_CLIENT_WKSTN	VARCHAR(256)	tpmon_client_wkstn - TP monitor client workstation name
TPMON_CLIENT_APP	VARCHAR(256)	tpmon_client_app - TP monitor client application name
TPMON_ACC_STR	VARCHAR(255)	tpmon_acc_str - TP monitor client accounting string
DBPARTITIONNUM	SMALLINT	dbpartitionnum - Database partition number monitor element

Table 314. Information returned by the SNAPAPPL_INFO administrative view and the SNAP_GET_APPL_INFO table function (continued)

Column name	Data type	Description or corresponding monitor element
WORKLOAD_ID	INTEGER	workload_id - Workload ID monitor element
IS_SYSTEM_APPL	SMALLINT	is_system_appl - Is System Application monitor element
MEMBER	SMALLINT	member - Database member monitor element
COORD_MEMBER	SMALLINT	coord_member - Coordinator member monitor element
COORD_DBPARTITIONNUM	SMALLINT	The coordinating database partition number.

SNAPAPPL administrative view and SNAP_GET_APPL table function - Retrieve appl logical data group snapshot information

The SNAPAPPL administrative view and the SNAP_GET_APPL table function return information about applications from an application snapshot, in particular, the appl logical data group.

Important: The SNAPAPPL administrative view and the SNAP_GET_APPL table function are deprecated and have been replaced by the [“MON_GET_CONNECTION table function - Get connection metrics”](#) on page 532.

Depending on if you are using the administrative view or the table function, refer to one of the following sections:

- [“SNAPAPPL administrative view”](#) on page 1468
- [“SNAP_GET_APPL table function”](#) on page 1469

SNAPAPPL administrative view

This administrative view allows you to retrieve appl logical data group snapshot information for the currently connected database.

Used with the MON_GET_AGENT, MON_GET_CONNECTION, MON_GET_MEMORY_POOL, and MON_GET_MEMORY_SET table functions and the MON_CURRENT_SQL and SNAPSUBSECTION administrative views, the SNAPAPPL administrative view provides information equivalent to the **GET SNAPSHOT FOR APPLICATIONS ON database-alias** CLP command, but retrieves data from all database members.

The schema is SYSIBMADM.

Refer to [Table 315 on page 1471](#) for a complete list of information that can be returned.

Authorization

One of the following authorizations is required to use the view:

- SELECT privilege on the SNAPAPPL administrative view
- CONTROL privilege on the SNAPAPPL administrative view
- DATAACCESS authority
- DBADM authority
- SQLADM authority

One of the following privileges or authorities is required to use the table function:

- EXECUTE privilege on the SNAP_GET_APPL table function
- DATAACCESS authority
- DBADM authority
- SQLADM authority

In addition, to access snapshot monitor data, one of the following authorities is also required:

- SYSMON
- SYSCTRL
- SYSMAINT
- SYSADM

Default PUBLIC privilege

In a non-restrictive database, SELECT privilege is granted to PUBLIC when the view is automatically created.

Example

Retrieve details on rows read and written for each application in the connected database.

```
SELECT SUBSTR(DB_NAME,1,8) AS DB_NAME, AGENT_ID, ROWS_READ, ROWS_WRITTEN
FROM SYSIBMADM.SNAPAPPL
```

The following is an example of output from this query.

DB_NAME	AGENT_ID	ROWS_READ	ROWS_WRITTEN
SAMPLE		7	25

1 record(s) selected.

SNAP_GET_APPL table function

The SNAP_GET_APPL table function returns the same information as the SNAPAPPL administrative view, but allows you to retrieve the information for a specific database on a specific database member, aggregate of all database members or all database members.

Used with the SNAP_GET_AGENT, SNAP_GET_AGENT_MEMORY_POOL, SNAP_GET_APPL_INFO, SNAP_GET_STMT and SNAP_GET_SUBSECTION table functions, the SNAP_GET_APPL table function provides information equivalent to the **GET SNAPSHOT FOR ALL APPLICATIONS** CLP command, but retrieves data from all database members.

Refer to [Table 315 on page 1471](#) for a complete list of information that can be returned.

Syntax

```
➤ SNAP_GET_APPL — ( — dbname — ) ➤
```

└─── , *member* ───┘

The schema is SYSPROC.

Table function parameters

dbname

An input argument of type VARCHAR(128) that specifies a valid database name in the same instance as the currently connected database. Specify a database name that has a directory entry type of either "Indirect" or "Home", as returned by the **LIST DATABASE DIRECTORY** command. Specify an

empty string to take the snapshot from the currently connected database. Specify a NULL value to take the snapshot from all databases within the same instance as the currently connected database.

member

An optional input argument of type INTEGER that specifies a valid database member number. Specify -1 for the current database member, or -2 for an aggregate of all active database members. If *dbname* is not set to NULL and *member* is set to NULL, -1 is set implicitly for *member*. If this input option is not used, that is, only *dbname* is provided, data is returned from all active database members. An active database member is a member where the database is available for connection and use by applications.

If both *dbname* and *member* are set to NULL, an attempt is made to read data from the file created by SNAP_WRITE_FILE procedure. Note that this file could have been created at any time, which means that the data might not be current. If a file with the corresponding snapshot API request type does not exist, then the SNAP_GET_APPL table function takes a snapshot for the currently connected database and database member number.

Authorization

One of the following authorizations is required:

- EXECUTE privilege on the SNAP_GET_APPL table function
- DATAACCESS authority

In addition, to access snapshot monitor data, one of the following authorities is also required:

- SYSMON
- SYSCTRL
- SYSMAINT
- SYSADM

Default PUBLIC privilege

In a non-restrictive database, EXECUTE privilege is granted to PUBLIC when the function is automatically created.

Example

Retrieve details on rows read and written for each application for all active databases.

```
SELECT SUBSTR(DB_NAME,1,8) AS DB_NAME, AGENT_ID, ROWS_READ, ROWS_WRITTEN
FROM TABLE (SNAP_GET_APPL(CAST(NULL AS VARCHAR(128)), -1)) AS T
```

The following is an example of output from this query.

DB_NAME	AGENT_ID	ROWS_READ	ROWS_WRITTEN
WSDB	679	0	0
WSDB	461	3	0
WSDB	460	4	0
TEST	680	4	0
TEST	455	6	0
TEST	454	0	0
TEST	453	50	0

Information returned

Table 315. Information returned by the SNAPAPPL administrative view and the SNAP_GET_APPL table function

Column name	Data type	Description or corresponding monitor element
SNAPSHOT_TIMESTAMP	TIMESTAMP	The date and time that the snapshot was taken.
DB_NAME	VARCHAR(128)	db_name - Database name
AGENT_ID	BIGINT	agent_id - Application handle (agent ID)
UOW_LOG_SPACE_USED	BIGINT	uow_log_space_used - Unit of work log space used
ROWS_READ	BIGINT	rows_read - Rows read
ROWS_WRITTEN	BIGINT	rows_written - Rows written
INACT_STMTHIST_SZ	BIGINT	inact_stmthist_sz - Statement history list size
POOL_DATA_L_READS	BIGINT	pool_data_l_reads - Buffer pool data logical reads
POOL_DATA_P_READS	BIGINT	pool_data_p_reads - Buffer pool data physical reads
POOL_DATA_WRITES	BIGINT	pool_data_writes - Buffer pool data writes
POOL_INDEX_L_READS	BIGINT	pool_index_l_reads - Buffer pool index logical reads
POOL_INDEX_P_READS	BIGINT	pool_index_p_reads - Buffer pool index physical reads
POOL_INDEX_WRITES	BIGINT	pool_index_writes - Buffer pool index writes
POOL_TEMP_DATA_L_READS	BIGINT	pool_temp_data_l_reads - Buffer pool temporary data logical reads
POOL_TEMP_DATA_P_READS	BIGINT	pool_temp_data_p_reads - Buffer pool temporary data physical reads
POOL_TEMP_INDEX_L_READS	BIGINT	pool_temp_index_l_reads - Buffer pool temporary index logical reads
POOL_TEMP_INDEX_P_READS	BIGINT	pool_temp_index_p_reads - Buffer pool temporary index physical reads
POOL_TEMP_XDA_L_READS	BIGINT	pool_temp_xda_l_reads - Buffer Pool Temporary XDA Data Logical Reads
POOL_TEMP_XDA_P_READS	BIGINT	pool_temp_xda_p_reads - Buffer Pool Temporary XDA Data Physical Reads monitor element
POOL_XDA_L_READS	BIGINT	pool_xda_l_reads - Buffer Pool XDA Data Logical Reads
POOL_XDA_P_READS	BIGINT	pool_xda_p_reads - Buffer Pool XDA Data Physical Reads

Table 315. Information returned by the SNAPAPPL administrative view and the SNAP_GET_APPL table function (continued)

Column name	Data type	Description or corresponding monitor element
POOL_XDA_WRITES	BIGINT	pool_xda_writes - Buffer Pool XDA Data Writes
POOL_READ_TIME	BIGINT	pool_read_time - Total buffer pool physical read time
POOL_WRITE_TIME	BIGINT	pool_write_time - Total buffer pool physical write time
DIRECT_READS	BIGINT	direct_reads - Direct reads from database
DIRECT_WRITES	BIGINT	direct_writes - Direct writes to database
DIRECT_READ_REQS	BIGINT	direct_read_reqs - Direct read requests
DIRECT_WRITE_REQS	BIGINT	direct_write_reqs - Direct write requests
DIRECT_READ_TIME	BIGINT	direct_read_time - Direct read time
DIRECT_WRITE_TIME	BIGINT	direct_write_time - Direct write time
UNREAD_PREFETCH_PAGES	BIGINT	unread_prefetch_pages - Unread prefetch pages
LOCKS_HELD	BIGINT	locks_held - Locks held
LOCK_WAITS	BIGINT	lock_waits - Lock waits
LOCK_WAIT_TIME	BIGINT	lock_wait_time - Time waited on locks
LOCK_ESCALS	BIGINT	lock_escals - Number of lock escalations
X_LOCK_ESCALS	BIGINT	x_lock_escals - Exclusive lock escalations
DEADLOCKS	BIGINT	deadlocks - Deadlocks detected
TOTAL_SORTS	BIGINT	total_sorts - Total sorts
TOTAL_SORT_TIME	BIGINT	total_sort_time - Total sort time
SORT_OVERFLOWS	BIGINT	sort_overflows - Sort overflows
COMMIT_SQL_STMTS	BIGINT	commit_sql_stmts - Commit statements attempted
ROLLBACK_SQL_STMTS	BIGINT	rollback_sql_stmts - Rollback statements attempted
DYNAMIC_SQL_STMTS	BIGINT	dynamic_sql_stmts - Dynamic SQL statements attempted
STATIC_SQL_STMTS	BIGINT	static_sql_stmts - Static SQL statements attempted
FAILED_SQL_STMTS	BIGINT	failed_sql_stmts - Failed statement operations
SELECT_SQL_STMTS	BIGINT	select_sql_stmts - Select SQL statements executed

Table 315. Information returned by the SNAPAPPL administrative view and the SNAP_GET_APPL table function (continued)

Column name	Data type	Description or corresponding monitor element
DDL_SQL_STMTS	BIGINT	ddl_sql_stmts - Data definition language (DDL) SQL statements
UID_SQL_STMTS	BIGINT	uid_sql_stmts - UPDATE/INSERT/DELETE SQL statements executed
INT_AUTO_REBINDS	BIGINT	int_auto_rebinds - Internal automatic rebinds
INT_ROWS_DELETED	BIGINT	int_rows_deleted - Internal rows deleted
INT_ROWS_UPDATED	BIGINT	int_rows_updated - Internal rows updated
INT_COMMITS	BIGINT	int_commits - Internal commits
INT_ROLLBACKS	BIGINT	int_rollback - Internal rollbacks
INT_DEADLOCK_ROLLBACKS	BIGINT	int_deadlock_rollback - Internal rollbacks due to deadlock
ROWS_DELETED	BIGINT	rows_deleted - Rows deleted
ROWS_INSERTED	BIGINT	rows_inserted - Rows inserted
ROWS_UPDATED	BIGINT	rows_updated - Rows updated
ROWS_SELECTED	BIGINT	rows_selected - Rows selected
BINDS_PRECOMPILES	BIGINT	binds_precompiles - Binds/precompiles attempted
OPEN_REM_CURS	BIGINT	open_rem_curs - Open remote cursors
OPEN_REM_CURS_BLK	BIGINT	open_rem_curs_blk - Open remote cursors with blocking
REJ_CURS_BLK	BIGINT	rej_curs_blk - Rejected block cursor requests
ACC_CURS_BLK	BIGINT	acc_curs_blk - Accepted block cursor requests
SQL_REQS_SINCE_COMMIT	BIGINT	sql_reqs_since_commit - SQL requests since last commit
LOCK_TIMEOUTS	BIGINT	lock_timeouts - Number of lock timeouts
INT_ROWS_INSERTED	BIGINT	int_rows_inserted - Internal rows inserted
OPEN_LOC_CURS	BIGINT	open_loc_curs - Open local cursors
OPEN_LOC_CURS_BLK	BIGINT	open_loc_curs_blk - Open local cursors with blocking
PKG_CACHE_LOOKUPS	BIGINT	pkg_cache_lookups - Package cache lookups

Table 315. Information returned by the SNAPAPPL administrative view and the SNAP_GET_APPL table function (continued)

Column name	Data type	Description or corresponding monitor element
PKG_CACHE_INSERTS	BIGINT	pkg_cache_inserts - Package cache inserts
CAT_CACHE_LOOKUPS	BIGINT	cat_cache_lookups - Catalog cache lookups
CAT_CACHE_INSERTS	BIGINT	cat_cache_inserts - Catalog cache inserts
CAT_CACHE_OVERFLOWS	BIGINT	cat_cache_overflows - Catalog cache overflows
NUM_AGENTS	BIGINT	num_agents - Number of agents working on a statement
AGENTS_STOLEN	BIGINT	agents_stolen - Stolen agents
ASSOCIATED_AGENTS_TOP	BIGINT	associated_agents_top - Maximum number of associated agents
APPL_PRIORITY	BIGINT	appl_priority - Application agent priority
APPL_PRIORITY_TYPE	VARCHAR(16)	appl_priority_type - Application priority type. This interface returns a text identifier, based on defines in sqlmon.h, and is one of: <ul style="list-style-type: none"> • DYNAMIC_PRIORITY • FIXED_PRIORITY
PREFETCH_WAIT_TIME	BIGINT	prefetch_wait_time - Time waited for prefetch
APPL_SECTION_LOOKUPS	BIGINT	appl_section_lookups - Section lookups
APPL_SECTION_INSERTS	BIGINT	appl_section_inserts - Section inserts
LOCKS_WAITING	BIGINT	locks_waiting - Current agents waiting on locks
TOTAL_HASH_JOINS	BIGINT	total_hash_joins - Total hash joins
TOTAL_HASH_LOOPS	BIGINT	total_hash_loops - Total hash loops
HASH_JOIN_OVERFLOWS	BIGINT	hash_join_overflows - Hash join overflows
HASH_JOIN_SMALL_OVERFLOWS	BIGINT	hash_join_small_overflows - Hash join small overflows
APPL_IDLE_TIME	BIGINT	appl_idle_time - Application idle time
UOW_LOCK_WAIT_TIME	BIGINT	uow_lock_wait_time - Total time unit of work waited on locks

Table 315. Information returned by the SNAPAPPL administrative view and the SNAP_GET_APPL table function (continued)

Column name	Data type	Description or corresponding monitor element
UOW_COMP_STATUS	VARCHAR(14)	uow_comp_status - Unit of work completion status. This interface returns a text identifier, based on defines in sqlmon.h, and is one of: <ul style="list-style-type: none"> • APPL_END • UOWABEND • UOWCOMMIT • UOWDEADLOCK • UOWLOCKTIMEOUT • UOWROLLBACK • UOWUNKNOWN
AGENT_USR_CPU_TIME_S	BIGINT	agent_usr_cpu_time - User CPU time used by agent (in seconds)*
AGENT_USR_CPU_TIME_MS	BIGINT	agent_usr_cpu_time - User CPU time used by agent (fractional, in microseconds)*
AGENT_SYS_CPU_TIME_S	BIGINT	agent_sys_cpu_time - System CPU time used by agent (in seconds)*
AGENT_SYS_CPU_TIME_MS	BIGINT	agent_sys_cpu_time - System CPU time used by agent (fractional, in microseconds)*
APPL_CON_TIME	TIMESTAMP	appl_con_time - Connection request start timestamp
CONN_COMPLETE_TIME	TIMESTAMP	conn_complete_time - Connection request completion timestamp
LAST_RESET	TIMESTAMP	last_reset - Last reset timestamp
UOW_START_TIME	TIMESTAMP	uow_start_time - Unit of work start timestamp
UOW_STOP_TIME	TIMESTAMP	uow_stop_time - Unit of work stop timestamp
PREV_UOW_STOP_TIME	TIMESTAMP	prev_uow_stop_time - Previous unit of work completion timestamp
UOW_ELAPSED_TIME_S	BIGINT	uow_elapsed_time - Most recent unit of work elapsed time (in seconds)*
UOW_ELAPSED_TIME_MS	BIGINT	uow_elapsed_time - Most recent unit of work elapsed time (fractional, in microseconds)*
ELAPSED_EXEC_TIME_S	BIGINT	elapsed_exec_time - Statement execution elapsed time (in seconds)*

Table 315. Information returned by the SNAPAPPL administrative view and the SNAP_GET_APPL table function (continued)

Column name	Data type	Description or corresponding monitor element
ELAPSED_EXEC_TIME_MS	BIGINT	elapsed_exec_time - Statement execution elapsed time (fractional, in microseconds)*
INBOUND_COMM_ADDRESS	VARCHAR(32)	inbound_comm_address - Inbound communication address
LOCK_TIMEOUT_VAL	BIGINT	lock_timeout_val - Lock timeout (seconds)
PRIV_WORKSPACE_NUM_OVERFLOWS	BIGINT	priv_workspace_num_overflows - Private workspace overflows
PRIV_WORKSPACE_SECTION_INSERTS	BIGINT	priv_workspace_section_inserts - Private workspace section inserts
PRIV_WORKSPACE_SECTION_LOOKUPS	BIGINT	priv_workspace_section_lookups - Private workspace section lookups
PRIV_WORKSPACE_SIZE_TOP	BIGINT	priv_workspace_size_top - Maximum private workspace size
SHR_WORKSPACE_NUM_OVERFLOWS	BIGINT	shr_workspace_num_overflows - Shared workspace overflows
SHR_WORKSPACE_SECTION_INSERTS	BIGINT	shr_workspace_section_inserts - Shared workspace section inserts
SHR_WORKSPACE_SECTION_LOOKUPS	BIGINT	shr_workspace_section_lookups - Shared workspace section lookups
SHR_WORKSPACE_SIZE_TOP	BIGINT	shr_workspace_size_top - Maximum shared workspace size
DBPARTITIONNUM	SMALLINT	dbpartitionnum - Database partition number monitor element
CAT_CACHE_SIZE_TOP	BIGINT	cat_cache_size_top - Catalog cache high water mark
TOTAL_OLAP_FUNCS	BIGINT	total_olap_funcs - Total OLAP functions
OLAP_FUNC_OVERFLOWS	BIGINT	olap_func_overflows - OLAP function overflows
MEMBER	SMALLINT	member - Database member monitor element
<p>* To calculate the total time spent for the monitor element that this column is based on, you must add the full seconds reported in the column for this monitor element that ends with _S to the fractional seconds reported in the column for this monitor element that ends with _MS, using the following formula: $(\text{monitor-element-name}_S \times 1,000,000 + \text{monitor-element-name}_MS) \div 1,000,000$. For example, $(\text{ELAPSED_EXEC_TIME}_S \times 1,000,000 + \text{ELAPSED_EXEC_TIME}_MS) \div 1,000,000$.</p>		

SNAPBP administrative view and SNAP_GET_BP table function - Retrieve bufferpool logical group snapshot information

The SNAPBP administrative view and the SNAP_GET_BP table function return information about buffer pools from a bufferpool snapshot, in particular, the bufferpool logical data group.

Important: The SNAPBP administrative view and the SNAP_GET_BP table function are deprecated and have been replaced by the [“MON_GET_BUFFERPOOL table function - Get buffer pool metrics”](#) on page 513.

Depending on if you are using the administrative view or the table function, refer to one of the following sections:

- [“SNAPBP administrative view”](#) on page 1477
- [“SNAP_GET_BP table function”](#) on page 1478

SNAPBP administrative view

This administrative view allows you to retrieve bufferpool logical group snapshot information for the currently connected database.

Used with the MON_GET_BUFFERPOOL table function, the SNAPBP administrative view provides the data equivalent to the **GET SNAPSHOT FOR BUFFERPOOLS ON database-alias** CLP command.

The schema is SYSIBMADM.

Refer to [Table 316 on page 1479](#) for a complete list of information that can be returned.

Authorization

One of the following authorizations is required to use the view:

- SELECT privilege on the SNAPBP administrative view
- CONTROL privilege on the SNAPBP administrative view
- DATAACCESS authority
- DBADM authority
- SQLADM authority

One of the following is required to use the table function:

- EXECUTE privilege on the SNAP_GET_BP table function
- DATAACCESS authority
- DBADM authority
- SQLADM authority

In addition, to access snapshot monitor data, one of the following authorities is also required:

- SYSMON
- SYSCTRL
- SYSMANT
- SYSADM

Default PUBLIC privilege

In a non-restrictive database, SELECT privilege is granted to PUBLIC when the view is automatically created.

Example

Retrieve data and index writes for all the bufferpools of the currently connected database.

```
SELECT SUBSTR(DB_NAME,1,8) AS DB_NAME,SUBSTR(BP_NAME,1,15)
AS BP_NAME,POOL_DATA_WRITES,POOL_INDEX_WRITES
FROM SYSIBMADM.SNAPBP
```

The following is an example of output from this query.

DB_NAME	BP_NAME	POOL_DATA_WRITES	POOL_INDEX_WRITES
TEST	IBMDEFAULTBP	0	0
TEST	IBMSYSTEMBP4K	0	0
TEST	IBMSYSTEMBP8K	0	0
TEST	IBMSYSTEMBP16K	0	0
TEST	IBMSYSTEMBP32K	0	0

5 record(s) selected

SNAP_GET_BP table function

The SNAP_GET_BP table function returns the same information as the SNAPBP administrative view, but allows you to retrieve the information for a specific database on a specific database member, aggregate of all database members or all database members.

Used with the SNAP_GET_BP_PART table function, the SNAP_GET_BP table function provides the data equivalent to the **GET SNAPSHOT FOR ALL BUFFERPOOLS** CLP command.

Refer to [Table 316 on page 1479](#) for a complete list of information that can be returned.

Syntax

```
➤ SNAP_GET_BP ( ( dbname ) ) ➤
```

└─── , *member* ───┘

The schema is SYSPROC.

Table function parameters

dbname

An input argument of type VARCHAR(128) that specifies a valid database name in the same instance as the currently connected database. Specify a database name that has a directory entry type of either "Indirect" or "Home", as returned by the **LIST DATABASE DIRECTORY** command. Specify an empty string to take the snapshot from the currently connected database. Specify a NULL value to take the snapshot from all databases within the same instance as the currently connected database.

member

An optional input argument of type INTEGER that specifies a valid database member number. Specify -1 for the current database member, or -2 for an aggregate of all active database members. If *dbname* is not set to NULL and *member* is set to NULL, -1 is set implicitly for *member*. If this input option is not used, that is, only *dbname* is provided, data is returned from all active database members. An active database member is a member where the database is available for connection and use by applications.

If both *dbname* and *member* are set to NULL, an attempt is made to read data from the file created by SNAP_WRITE_FILE procedure. Note that this file could have been created at any time, which means that the data might not be current. If a file with the corresponding snapshot API request type does not exist, then the SNAP_GET_BP table function takes a snapshot for the currently connected database and database member number.

Authorization

One of the following authorizations is required:

- EXECUTE privilege on the SNAP_GET_BP table function
- DATAACCESS authority

In addition, to access snapshot monitor data, one of the following authorities is also required:

- SYSMON
- SYSCTRL
- SYSMAINT
- SYSADM

Default PUBLIC privilege

In a non-restrictive database, EXECUTE privilege is granted to PUBLIC when the function is automatically created.

Example

Retrieve total physical and logical reads for all bufferpools for all active databases for the currently connected database member.

```
SELECT SUBSTR(T.DB_NAME,1,10) AS DB_NAME,
       SUBSTR(T.BP_NAME,1,20) AS BP_NAME,
       (T.POOL_DATA_L_READS+T.POOL_INDEX_L_READS) AS TOTAL_LOGICAL_READS,
       (T.POOL_DATA_P_READS+T.POOL_INDEX_P_READS) AS TOTAL_PHYSICAL_READS,
       T.DBPARTITIONNUM
FROM TABLE(SNAP_GET_BP(CAST(NULL AS VARCHAR(128)), -1)) AS T
```

The following is an example of output from this query.

```
DB_NAME      BP_NAME      TOTAL_LOGICAL_READS  ...
-----
SAMPLE      IBMDEFAULTBP      0 ...
TOOLSDB     IBMDEFAULTBP      0 ...
TOOLSDB     BP32K0000         0 ...

3 record(s) selected.
```

Output from this query (continued).

```
... TOTAL_PHYSICAL_READS DBPARTITIONNUM
... -----
...                0                0
...                0                0
...                0                0
```

Information returned

<i>Table 316. Information returned by the SNAPBP administrative view and the SNAP_GET_BP table function</i>		
Column name	Data type	Description or corresponding monitor element
SNAPSHOT_TIMESTAMP	TIMESTAMP	The date and time that the snapshot was taken.
BP_NAME	VARCHAR(128)	bp_name - Buffer pool name
DB_NAME	VARCHAR(128)	db_name - Database name
DB_PATH	VARCHAR(1024)	db_path - Database path
INPUT_DB_ALIAS	VARCHAR(128)	input_db_alias - Input database alias
POOL_DATA_L_READS	BIGINT	pool_data_l_reads - Buffer pool data logical reads
POOL_DATA_P_READS	BIGINT	pool_data_p_reads - Buffer pool data physical reads

Table 316. Information returned by the SNAPBP administrative view and the SNAP_GET_BP table function (continued)

Column name	Data type	Description or corresponding monitor element
POOL_DATA_WRITES	BIGINT	pool_data_writes - Buffer pool data writes
POOL_INDEX_L_READS	BIGINT	pool_index_l_reads - Buffer pool index logical reads
POOL_INDEX_P_READS	BIGINT	pool_index_p_reads - Buffer pool index physical reads
POOL_INDEX_WRITES	BIGINT	pool_index_writes - Buffer pool index writes
POOL_XDA_L_READS	BIGINT	pool_xda_l_reads - Buffer Pool XDA Data Logical Reads
POOL_XDA_P_READS	BIGINT	pool_xda_p_reads - Buffer Pool XDA Data Physical Reads
POOL_XDA_WRITES	BIGINT	pool_xda_writes - Buffer Pool XDA Data Writes
POOL_READ_TIME	BIGINT	pool_read_time - Total buffer pool physical read time
POOL_WRITE_TIME	BIGINT	pool_write_time - Total buffer pool physical write time
POOL_ASYNC_DATA_READS	BIGINT	pool_async_data_reads - Buffer pool asynchronous data reads
POOL_ASYNC_DATA_WRITES	BIGINT	pool_async_data_writes - Buffer pool asynchronous data writes
POOL_ASYNC_INDEX_READS	BIGINT	pool_async_index_reads - Buffer pool asynchronous index reads
POOL_ASYNC_INDEX_WRITES	BIGINT	pool_async_index_writes - Buffer pool asynchronous index writes
POOL_ASYNC_XDA_READS	BIGINT	pool_async_xda_reads - Buffer Pool Asynchronous XDA Data Reads
POOL_ASYNC_XDA_WRITES	BIGINT	pool_async_xda_writes - Buffer Pool Asynchronous XDA Data Writes
POOL_ASYNC_READ_TIME	BIGINT	pool_async_read_time - Buffer pool asynchronous read time
POOL_ASYNC_WRITE_TIME	BIGINT	pool_async_write_time - Buffer pool asynchronous write time
POOL_ASYNC_DATA_READ_REQS	BIGINT	pool_async_data_read_reqs - Buffer pool asynchronous read requests
POOL_ASYNC_INDEX_READ_REQS	BIGINT	pool_async_index_read_reqs - Buffer pool asynchronous index read requests
POOL_ASYNC_XDA_READ_REQS	BIGINT	pool_async_xda_read_reqs - Buffer Pool Asynchronous XDA Read Requests

Table 316. Information returned by the SNAPBP administrative view and the SNAP_GET_BP table function (continued)

Column name	Data type	Description or corresponding monitor element
DIRECT_READS	BIGINT	direct_reads - Direct reads from database
DIRECT_WRITES	BIGINT	direct_writes - Direct writes to database
DIRECT_READ_REQS	BIGINT	direct_read_reqs - Direct read requests
DIRECT_WRITE_REQS	BIGINT	direct_write_reqs - Direct write requests
DIRECT_READ_TIME	BIGINT	direct_read_time - Direct read time
DIRECT_WRITE_TIME	BIGINT	direct_write_time - Direct write time
UNREAD_PREFETCH_PAGES	BIGINT	unread_prefetch_pages - Unread prefetch pages
FILES_CLOSED	BIGINT	files_closed - Database files closed
POOL_TEMP_DATA_L_READS	BIGINT	pool_temp_data_l_reads - Buffer pool temporary data logical reads
POOL_TEMP_DATA_P_READS	BIGINT	pool_temp_data_p_reads - Buffer pool temporary data physical reads
POOL_TEMP_INDEX_L_READS	BIGINT	pool_temp_index_l_reads - Buffer pool temporary index logical reads
POOL_TEMP_INDEX_P_READS	BIGINT	pool_temp_index_p_reads - Buffer pool temporary index physical reads
POOL_TEMP_XDA_L_READS	BIGINT	pool_temp_xda_l_reads - Buffer Pool Temporary XDA Data Logical Reads
POOL_TEMP_XDA_P_READS	BIGINT	pool_temp_xda_p_reads - Buffer Pool Temporary XDA Data Physical Reads monitor element
POOL_NO_VICTIM_BUFFER	BIGINT	pool_no_victim_buffer - Buffer pool no victim buffers
PAGES_FROM_BLOCK_IOS	BIGINT	pages_from_block_ios - Total number of pages read by block I/O
PAGES_FROM_VECTORED_IOS	BIGINT	pages_from_vectored_ios - Total pages read by vectored I/O
VECTORED_IOS	BIGINT	vectored_ios - Number of vectored I/O requests
DBPARTITIONNUM	SMALLINT	dbpartitionnum - Database partition number monitor element
MEMBER	SMALLINT	member - Database member monitor element

SNAPBP_PART administrative view and SNAP_GET_BP_PART table function - Retrieve bufferpool_nodeinfo logical data group snapshot information

The SNAPBP_PART administrative view and the SNAP_GET_BP_PART table function return information about buffer pools from a bufferpool snapshot, in particular, the bufferpool_nodeinfo logical data group.

Important: The SNAPBP_PART administrative view and the SNAP_GET_BP_PART table function are deprecated and have been replaced by the [“MON_GET_BUFFERPOOL table function - Get buffer pool metrics”](#) on page 513.

Depending on if you are using the administrative view or the table function, refer to one of the following sections:

- [“SNAPBP_PART administrative view”](#) on page 1482
- [“SNAP_GET_BP_PART table function”](#) on page 1483

SNAPBP_PART administrative view

This administrative view allows you to retrieve bufferpool_nodeinfo logical data group snapshot information for the currently connected database.

Used with the MON_GET_BUFFERPOOL table function, the SNAPBP_PART administrative view provides the data equivalent to the **GET SNAPSHOT FOR BUFFERPOOLS ON database-alias** CLP command.

The schema is SYSIBMADM.

Refer to [Table 317 on page 1485](#) for a complete list of information that can be returned.

Authorization

One of the following authorizations is required to use the view:

- SELECT privilege on the SNAPBP_PART administrative view
- CONTROL privilege on the SNAPBP_PART administrative view
- DATAACCESS authority
- DBADM authority
- SQLADM authority
- ACCESSCTRL authority
- SECADM authority

One of the following is required to use the table function:

- EXECUTE privilege on the SNAP_GET_BP_PART table function
- DATAACCESS authority
- DBADM authority
- SQLADM authority

In addition, to access snapshot monitor data, one of the following authorities is also required:

- SYSMON
- SYSCTRL
- SYSMANT
- SYSADM

Default PUBLIC privilege

In a non-restrictive database, SELECT privilege is granted to PUBLIC when the view is automatically created.

Example

Retrieve data for all bufferpools when connected to SAMPLE database.

```
SELECT SUBSTR(DB_NAME,1,8) AS DB_NAME, SUBSTR(BP_NAME,1,15) AS BP_NAME,  
       BP_CUR_BUFFSZ, BP_NEW_BUFFSZ, BP_PAGES_LEFT_TO_REMOVE, BP_TBSP_USE_COUNT  
FROM SYSIBMADM.SNAPBP_PART
```

The following is an example of output from this query.

```
DB_NAME  BP_NAME          BP_CUR_BUFFSZ  BP_NEW_BUFFSZ  ...  
-----  -  
SAMPLE  IBMDEFAULTBP      1000          1000  ...  
SAMPLE  IBMSYSTEMBP4K     16            16  ...  
SAMPLE  IBMSYSTEMBP8K     16            16  ...  
SAMPLE  IBMSYSTEMBP16K    16            16  ...  
...  
4 record(s) selected.
```

Output from this query (continued).

```
... BP_PAGES_LEFT_TO_REMOVE  BP_TBSP_USE_COUNT  
... -----  
...                          0                    3  
...                          0                    0  
...                          0                    0  
...                          0                    0  
...  
...
```

SNAP_GET_BP_PART table function

The `SNAP_GET_BP_PART` table function returns the same information as the `SNAPBP_PART` administrative view, but allows you to retrieve the information for a specific database on a specific database member, aggregate of all database members or all database members.

Used with the `SNAP_GET_BP` table function, the `SNAP_GET_BP_PART` table function provides the data equivalent to the **GET SNAPSHOT FOR ALL BUFFERPOOLS** CLP command.

Refer to [Table 317 on page 1485](#) for a complete list of information that can be returned.

Syntax

```
➔ SNAP_GET_BP_PART ( ( — dbname — ) — ( — member — ) ) ➔
```

The schema is `SYSPROC`.

Table function parameters

dbname

An input argument of type `VARCHAR(128)` that specifies a valid database name in the same instance as the currently connected database. Specify a database name that has a directory entry type of either "Indirect" or "Home", as returned by the **LIST DATABASE DIRECTORY** command. Specify an empty string to take the snapshot from the currently connected database. Specify a `NULL` value to take the snapshot for all bufferpools in all databases within the same instance as the currently connected database.

member

An optional input argument of type `INTEGER` that specifies a valid database member number. Specify `-1` for the current database member, or `-2` for an aggregate of all active database members. If *dbname* is not set to `NULL` and *member* is set to `NULL`, `-1` is set implicitly for *member*. If this input option is not used, that is, only *dbname* is provided, data is returned from all active database members. An active database member is a member where the database is available for connection and use by applications.

If both *dbname* and *member* are set to NULL, an attempt is made to read data from the file created by SNAP_WRITE_FILE procedure. Note that this file could have been created at any time, which means that the data might not be current. If a file with the corresponding snapshot API request type does not exist, then the SNAP_GET_BP_PART table function takes a snapshot for the currently connected database and database member number.

Authorization

One of the following authorizations is required:

- EXECUTE privilege on the SNAP_GET_BP_PART table function
- DATAACCESS authority

In addition, to access snapshot monitor data, one of the following authorities is also required:

- SYSMON
- SYSCTRL
- SYSMAINT
- SYSADM

Default PUBLIC privilege

In a non-restrictive database, EXECUTE privilege is granted to PUBLIC when the function is automatically created.

Example

Retrieve data for all bufferpools for all active databases when connected to the SAMPLE database.

```
SELECT SUBSTR(DB_NAME,1,8) AS DB_NAME, SUBSTR(BP_NAME,1,15) AS BP_NAME,
       BP_CUR_BUFFSZ, BP_NEW_BUFFSZ, BP_PAGES_LEFT_TO_REMOVE, BP_TBSP_USE_COUNT
FROM TABLE(SNAP_GET_BP_PART(CAST(NULL AS VARCHAR(128)),-1)) AS T
```

The following is an example of output from this query.

DB_NAME	BP_NAME	BP_CUR_BUFFSZ	BP_NEW_BUFFSZ	...
SAMPLE	IBMDEFAULTBP	250	250	...
SAMPLE	IBMSYSTEMBP4K	16	16	...
SAMPLE	IBMSYSTEMBP8K	16	16	...
SAMPLE	IBMSYSTEMBP16K	16	16	...
SAMPLE	IBMSYSTEMBP32K	16	16	...
TESTDB	IBMDEFAULTBP	250	250	...
TESTDB	IBMSYSTEMBP4K	16	16	...
TESTDB	IBMSYSTEMBP8K	16	16	...
TESTDB	IBMSYSTEMBP16K	16	16	...
TESTDB	IBMSYSTEMBP32K	16	16	...
...				

Output from this query (continued).

...	BP_PAGES_LEFT_TO_REMOVE	BP_TBSP_USE_COUNT
...	0	3
...	0	0
...	0	0
...	0	0
...	0	0
...	0	3
...	0	0
...	0	0
...	0	0
...	0	0
...	0	0
...		

Information returned

Table 317. Information returned by the SNAPBP_PART administrative view and the SNAP_GET_BP_PART table function

Column name	Data type	Description or corresponding monitor element
SNAPSHOT_TIMESTAMP	TIMESTAMP	The date and time that the snapshot was taken.
BP_NAME	VARCHAR(128)	bp_name - Buffer pool name
DB_NAME	VARCHAR(128)	db_name - Database name
BP_CUR_BUFFSZ	BIGINT	bp_cur_buffsz - current size of buffer pool
BP_NEW_BUFFSZ	BIGINT	bp_new_buffsz - New buffer pool size
BP_PAGES_LEFT_TO_REMOVE	BIGINT	bp_pages_left_to_remove - Number of pages left to remove
BP_TBSP_USE_COUNT	BIGINT	bp_tbsp_use_count - Number of table spaces mapped to buffer pool
DBPARTITIONNUM	SMALLINT	dbpartitionnum - Database partition number monitor element
MEMBER	SMALLINT	member - Database member monitor element

SNAPCONTAINER administrative view and SNAP_GET_CONTAINER table function - Retrieve tablespace_container logical data group snapshot information

The SNAPCONTAINER administrative view and the SNAP_GET_CONTAINER table function return table space snapshot information from the tablespace_container logical data group.

Important: The SNAPCONTAINER administrative view and the SNAP_GET_CONTAINER table function are deprecated and have been replaced by the [“MON_GET_CONTAINER table function - Get table space container metrics”](#) on page 568.

Depending on if you are using the administrative view or the table function, refer to one of the following sections:

- [“SNAPCONTAINER administrative view”](#) on page 1485
- [“SNAP_GET_CONTAINER table function”](#) on page 1487

SNAPCONTAINER administrative view

This administrative view allows you to retrieve tablespace_container logical data group snapshot information for the currently connected database.

Used with the MON_GET_TABLESPACE table function and the SNAPTbsp_QUIESCER SNAPTbsp_RANGE administrative view, the SNAPCONTAINER administrative view returns data equivalent to the **GET SNAPSHOT FOR TABLESPACES ON database-alias** CLP command.

The schema is SYSIBMADM.

Refer to [Table 318](#) on page 1488 for a complete list of information that can be returned.

Authorization

One of the following authorizations is required to use the view:

- SELECT privilege on the SNAPCONTAINER administrative view
- CONTROL privilege on the SNAPCONTAINER administrative view
- DATAACCESS authority
- DBADM authority
- SQLADM authority

One of the following is required to use the table function:

- EXECUTE privilege on the SNAP_GET_CONTAINER table function
- DATAACCESS authority
- DBADM authority
- SQLADM authority

In addition, to access snapshot monitor data, one of the following authorities is also required:

- SYSMON
- SYSCTRL
- SYSMAINT
- SYSADM

Default PUBLIC privilege

In a non-restrictive database, SELECT privilege is granted to PUBLIC when the view is automatically created.

Example

Retrieve details for the table space containers for all database members for the currently connected database.

```
SELECT SNAPSHOT_TIMESTAMP, SUBSTR(TBSP_NAME, 1, 15) AS TBSP_NAME,  
       TBSP_ID, SUBSTR(CONTAINER_NAME, 1, 20) AS CONTAINER_NAME,  
       CONTAINER_ID, CONTAINER_TYPE, ACCESSIBLE, DBPARTITIONNUM  
FROM SYSIBMADM.SNAPCONTAINER ORDER BY DBPARTITIONNUM
```

The following is an example of output from this query.

```
SNAPSHOT_TIMESTAMP      TBSP_NAME      TBSP_ID      ...  
-----  
2006-01-08-16.49.24.639945 SYSCATSPACE      0      ...  
2006-01-08-16.49.24.639945 TEMPSPACE1      1      ...  
2006-01-08-16.49.24.639945 USERSPACE1      2      ...  
2006-01-08-16.49.24.639945 SYSTOOLSPACE      3      ...  
2006-01-08-16.49.24.640747 TEMPSPACE1      1      ...  
2006-01-08-16.49.24.640747 USERSPACE1      2      ...  
2006-01-08-16.49.24.639981 TEMPSPACE1      1      ...  
2006-01-08-16.49.24.639981 USERSPACE1      2      ...  
...  
8 record(s) selected.
```

Output from this query (continued).

```
... CONTAINER_NAME      CONTAINER_ID      CONTAINER_TYPE      ...  
-----  
... /home/swalkty/swalkt      0      FILE_EXTENT_TAG      ...  
... /home/swalkty/swalkt      0      PATH      ...  
... /home/swalkty/swalkt      0      FILE_EXTENT_TAG      ...  
... /home/swalkty/swalkt      0      FILE_EXTENT_TAG      ...  
... /home/swalkty/swalkt      0      PATH      ...  
... /home/swalkty/swalkt      0      FILE_EXTENT_TAG      ...
```


- SYSMON
- SYSCTRL
- SYSMAINT
- SYSADM

Default PUBLIC privilege

In a non-restrictive database, EXECUTE privilege is granted to PUBLIC when the function is automatically created.

Example

Retrieve details for the table space containers on the currently connected database on the currently connected database member.

```
SELECT SNAPSHOT_TIMESTAMP, TBSP_NAME, TBSP_ID, CONTAINER_NAME,
       CONTAINER_ID, CONTAINER_TYPE, ACCESSIBLE
FROM TABLE(SNAP_GET_CONTAINER('',-1)) AS T
```

The following is an example of output from this query.

SNAPSHOT_TIMESTAMP	TBSP_NAME	TBSP_ID	...
2005-04-25-14.42.10.899253	SYSCATSPACE	0	...
2005-04-25-14.42.10.899253	TEMPSPACE1	1	...
2005-04-25-14.42.10.899253	USERSPACE1	2	...
2005-04-25-14.42.10.899253	SYSTOOLSPACE	3	...
2005-04-25-14.42.10.899253	MYTEMP	4	...
2005-04-25-14.42.10.899253	WHATSOEVERTEMPSPACE	5	...

Output from this query (continued).

...	CONTAINER_NAME	CONTAINER_ID	...
...	D:\DB2\NODE0000\SQL00002\SQLT0000.0	0	...
...	D:\DB2\NODE0000\SQL00002\SQLT0001.0	0	...
...	D:\DB2\NODE0000\SQL00002\SQLT0002.0	0	...
...	D:\DB2\NODE0000\SQL00002\SYSTOOLSPACE	0	...
...	D:\DB2\NODE0000\SQL003	0	...
...	d:\DGTTsWhatsNewContainer	0	...

Output from this query (continued).

...	CONTAINER_TYPE	ACCESSIBLE
...	CONT_PATH	1
...	CONT_PATH	1
...	CONT_PATH	1
...	CONT_PATH	1
...	CONT_PATH	1
...	CONT_PATH	1

Information returned

NOTE: The BUFFERPOOL database manager monitor switch must be turned on in order for the file system information to be returned.

<i>Table 318. Information returned by the SNAPCONTAINER administrative view and the SNAP_GET_CONTAINER table function</i>		
Column name	Data type	Description or corresponding monitor element
SNAPSHOT_TIMESTAMP	TIMESTAMP	The date and time that the snapshot was taken.

Table 318. Information returned by the SNAPCONTAINER administrative view and the SNAP_GET_CONTAINER table function (continued)

Column name	Data type	Description or corresponding monitor element
TBSP_NAME	VARCHAR(128)	tablespace_name - Table space name
TBSP_ID	BIGINT	tablespace_id - Table space identification
CONTAINER_NAME	VARCHAR(256)	container_name - Container name
CONTAINER_ID	BIGINT	container_id - Container identification
CONTAINER_TYPE	VARCHAR(16)	container_type - Container type. This is a text identifier based on the defines in sqlutil.h and is one of: <ul style="list-style-type: none"> • DISK_EXTENT_TAG • DISK_PAGE_TAG • FILE_EXTENT_TAG • FILE_PAGE_TAG • PATH
TOTAL_PAGES	BIGINT	container_total_pages - Total pages in container
USABLE_PAGES	BIGINT	container_usable_pages - Usable pages in container
ACCESSIBLE	SMALLINT	container_accessible - Accessibility of container
STRIPE_SET	BIGINT	container_stripe_set - Stripe set
DBPARTITIONNUM	SMALLINT	dbpartitionnum - Database partition number monitor element
FS_ID	VARCHAR(22)	fs_id - Unique file system identification number
FS_TOTAL_SIZE	BIGINT	fs_total_size - Total size of a file system
FS_USED_SIZE	BIGINT	fs_used_size - Amount of space used on a file system

SNAPDB administrative view and SNAP_GET_DB table function - Retrieve snapshot information from the dbase logical group

The SNAPDB administrative view and the SNAP_GET_DB table function return snapshot information from the database (dbase) logical group.

Important: The SNAPDB administrative view and SNAP_GET_DB table function are deprecated and have been replaced by the “[MON_GET_DATABASE table function - Get database metrics](#)” on page 571 and “[MON_GET_TRANSACTION_LOG table function - Get log information](#)” on page 843.

Depending on if you are using the administrative view or the table function, refer to one of the following sections:

- “[SNAPDB administrative view](#)” on page 1490
- “[SNAP_GET_DB table function](#)” on page 1491

SNAPDB administrative view

This administrative view allows you to retrieve snapshot information from the dbase logical group for the currently connected database.

Used in conjunction with ADMIN_GET_STORAGE_PATHS table function, MON_GET_MEMORY_POOL, MON_GET_TRANSACTION_LOG, and MON_GET_HADR, the SNAPDB administrative view provides information equivalent to the **GET SNAPSHOT FOR DATABASE on database-alias** CLP command.

The schema is SYSIBMADM.

Refer to [Table 319 on page 1493](#) for a complete list of information that is returned.

Authorization

One of the following authorizations is required to use the view:

- SELECT privilege on the SNAPDB administrative view
- CONTROL privilege on the SNAPDB administrative view
- DATAACCESS authority
- DBADM authority
- SQLADM authority
- ACCESSCTRL authority
- SECADM authority

One of the following is required to use the table function:

- EXECUTE privilege on the SNAP_GET_DB table function
- DATAACCESS authority
- DBADM authority
- SQLADM authority

In addition, to access snapshot monitor data, one of the following authorities is also required:

- SYSMON
- SYSCTRL
- SYSMAINT
- SYSADM

Default PUBLIC privilege

In a non-restrictive database, SELECT privilege is granted to PUBLIC when the view is automatically created.

Examples

Retrieve the status, platform, location, and connect time for all database members of the currently connected database.

```
SELECT SUBSTR(DB_NAME, 1, 20) AS DB_NAME, DB_STATUS, SERVER_PLATFORM,
       DB_LOCATION, DB_CONN_TIME, DBPARTITIONNUM
FROM SYSIBMADM.SNAPDB ORDER BY DBPARTITIONNUM
```

The following is an example of output from this query.

DB_NAME	DB_STATUS	SERVER_PLATFORM	DB_LOCATION	...
TEST	ACTIVE	AIX64	LOCAL	...
TEST	ACTIVE	AIX64	LOCAL	...
TEST	ACTIVE	AIX64	LOCAL	...


```
3 record(s) selected.
```

Output from this query (continued).

```
... DB_CONN_TIME          DBPARTITIONNUM
... -----
... 2006-01-08-16.48.30.665477      0
... 2006-01-08-16.48.34.005328      1
... 2006-01-08-16.48.34.007937      2
```

This routine can be used by calling the following on the command line:

```
SELECT TOTAL_OLAP_FUNCS, OLAP_FUNC_OVERFLOWS, ACTIVE_OLAP_FUNCS
FROM SYSIBMADM.SNAPDB

TOTAL_OLAP_FUNCS    OLAP_FUNC_OVERFLOWS    ACTIVE_OLAP_FUNCS
-----
                7                2                1

1 record(s) selected.
```

After running a workload, a user can use the following query:

```
SELECT STATS_CACHE_SIZE, STATS_FABRICATIONS, SYNC_RUNSTATS,
ASYNC_RUNSTATS, STATS_FABRICATE_TIME, SYNC_RUNSTATS_TIME
FROM SYSIBMADM.SNAPDB

STATS_CACHE_SIZE    STATS_FABRICATIONS    SYNC_RUNSTATS    ASYNC_RUNSTATS    ...
-----
                128                2                1                0    ...

... STATS_FABRICATE_TIME    SYNC_RUNSTATS_TIME
... -----
...                10                100

1 record(s) selected.
```

SNAP_GET_DB table function

The SNAP_GET_DB table function returns the same information as the SNAPDB administrative view.

Used in conjunction with the ADMIN_GET_STORAGE_PATHS table function, MON_GET_MEMORY_POOL, MON_GET_TRANSACTION_LOG, and MON_GET_HADR table functions, the SNAP_GET_DB table function provides information equivalent to the **GET SNAPSHOT FOR ALL DATABASES** CLP command.

Refer to [Table 319 on page 1493](#) for a complete list of information that is returned.

Syntax

```
➤ SNAP_GET_DB ( ( dbname [ , member ] ) ) ➤
```

The schema is SYSPROC.

Table function parameters

dbname

An input argument of type VARCHAR(128) that specifies a valid database name in the same instance as the currently connected database. Specify a database name that has a directory entry type of either "Indirect" or "Home", as returned by the **LIST DATABASE DIRECTORY** command. Specify an empty string to take the snapshot from the currently connected database. Specify a NULL value to take the snapshot from all databases within the same instance as the currently connected database.

member

An optional input argument of type INTEGER that specifies a valid database member number. Specify -1 for the current database member, or -2 for an aggregate of all active database members. If

dbname is not set to NULL and *member* is set to NULL, -1 is set implicitly for *member*. If this input option is not used, that is, only *dbname* is provided, data is returned from all active database members. An active database member is a member where the database is available for connection and use by applications.

If both *dbname* and *member* are set to NULL, an attempt is made to read data from the file created by SNAP_WRITE_FILE procedure. Note that this file could have been created at any time, which means that the data might not be current. If a file with the corresponding snapshot API request type does not exist, then the SNAP_GET_DB table function takes a snapshot for the currently connected database and database member number.

Authorization

One of the following authorizations is required:

- EXECUTE privilege on the SNAP_GET_DB table function
- DATAACCESS authority

In addition, to access snapshot monitor data, one of the following authorities is also required:

- SYSMON
- SYSCTRL
- SYSMAINT
- SYSADM

Default PUBLIC privilege

In a non-restrictive database, EXECUTE privilege is granted to PUBLIC when the function is automatically created.

Examples

Example 1: Retrieve the status, platform, location, and connect time as an aggregate view across all database members of the currently connected database.

```
SELECT SUBSTR(DB_NAME, 1, 20) AS DB_NAME, DB_STATUS, SERVER_PLATFORM,
       DB_LOCATION, DB_CONN_TIME FROM TABLE(SNAP_GET_DB(' ', -2)) AS T
```

The following is an example of output from this query.

```
DB_NAME      DB_STATUS      SERVER_PLATFORM ...
-----
SAMPLE      ACTIVE          AIX64           ...
```

1 record(s) selected.

Output from this query (continued).

```
... DB_LOCATION DB_CONN_TIME
... -----
... LOCAL      2005-07-24-22.09.22.013196
```

Example 2: Retrieve the status, platform, location, and connect time as an aggregate view across all database members for all active databases in the same instance that contains the currently connected database.

```
SELECT SUBSTR(DB_NAME, 1, 20) AS DB_NAME, DB_STATUS, SERVER_PLATFORM,
       DB_LOCATION, DB_CONN_TIME
FROM TABLE(SNAP_GET_DB(CAST (NULL AS VARCHAR(128)), -2)) AS T
```

The following is an example of output from this query.

```
DB_NAME      DB_STATUS      SERVER_PLATFORM ...
-----
-----
```

```

TOOLSDB    ACTIVE    AIX64    ...
SAMPLE    ACTIVE    AIX64    ...

```

Output from this query (continued).

```

... DB_LOCATION  DB_CONN_TIME
... -----
... LOCAL        2005-07-24-22.26.54.396335
... LOCAL        2005-07-24-22.09.22.013196

```

Example 3: This routine can be used by calling the following on the command line:

When connected to a database:

```

SELECT TOTAL_OLAP_FUNCS, OLAP_FUNC_OVERFLOWS, ACTIVE_OLAP_FUNCS
FROM TABLE (SNAP_GET_DB('', 0)) AS T

```

The output will look like:

```

TOTAL_OLAP_FUNCS  OLAP_FUNC_OVERFLOWS  ACTIVE_OLAP_FUNCS
-----
                7                2                1

```

1 record(s) selected.

Example 4: After running a workload, a user can use the following query with the table function.

```

SELECT STATS_CACHE_SIZE, STATS_FABRICATIONS, SYNC_RUNSTATS,
ASYNC_RUNSTATS, STATS_FABRICATE_TIME, SYNC_RUNSTATS_TIME
FROM TABLE (SNAP_GET_DB('mytestdb', -1)) AS SNAPDB

```

```

STATS_CACHE_SIZE  STATS_FABRICATIONS  SYNC_RUNSTATS  ASYNC_RUNSTATS  ...
-----
                200                1                2                0 ...

```

Continued

```

... STATS_FABRICATE_TIME  SYNC_RUNSTATS_TIME
... -----
...                2                32

```

1 record(s) selected.

Example 5: The following example shows how you can use the SNAP_GET_DB table function to determine the status of a database:

```

SELECT SUBSTR
(DB_NAME, 1, 20) AS DB_NAME, DB_STATUS
FROM table(SNAP_GET_DB('hadrdb', 0))

```

```

DB_NAME          DB_STATUS
-----
HADRDB          ACTIVE_STANDBY

```

Information returned

<i>Table 319. Information returned by the SNAPDB administrative view and SNAP_GET_DB table function</i>		
Column name	Data type	Description or corresponding monitor element
SNAPSHOT_TIMESTAMP	TIMESTAMP	The date and time that the snapshot was taken.
DB_NAME	VARCHAR(128)	db_name - Database name
DB_PATH	VARCHAR(1024)	db_path - Database path
INPUT_DB_ALIAS	VARCHAR(128)	input_db_alias - Input database alias

Table 319. Information returned by the SNAPDB administrative view and SNAP_GET_DB table function (continued)

Column name	Data type	Description or corresponding monitor element
DB_STATUS	VARCHAR(16)	db_status - Status of database. This interface returns a text identifier based on defines in sqlmon.h, and is one of: <ul style="list-style-type: none"> • ACTIVE • QUIESCE_PEND • QUIESCED • ROLLFWD • ACTIVE_STANDBY - the HADR database is in a standby mode with reads on standby enabled. • STANDBY - the HADR database is in standby mode (reads on standby are not enabled).
CATALOG_PARTITION	SMALLINT	catalog_node - Catalog database partition number
CATALOG_PARTITION_NAME	VARCHAR(128)	catalog_node_name - Catalog database partition network name

Table 319. Information returned by the SNAPDB administrative view and SNAP_GET_DB table function (continued)

Column name	Data type	Description or corresponding monitor element
SERVER_PLATFORM	VARCHAR(12)	<p>server_platform - Server operating system. This interface returns a text identifier based on defines in sqlmon.h, and is one of:</p> <ul style="list-style-type: none"> • AIX • AIX64 • AS400_DRDA • DOS • DYNIX • HP • HP64 • HPIA • HPIA64 • LINUX • LINUX390 • LINUXIA64 • LINUXPPC • LINUXPPC64 • LINUXX8664 • LINUXZ64 • MAC • MVS_DRDA • NT • NT64 • OS2 • OS390 • SCO • SGI • SNI • SUN • SUN64 • UNKNOWN • UNKNOWN_DRDA • VM_DRDA • VSE_DRDA • WINDOWS

Table 319. Information returned by the SNAPDB administrative view and SNAP_GET_DB table function (continued)

Column name	Data type	Description or corresponding monitor element
DB_LOCATION	VARCHAR(12)	db_location - Database location. This interface returns a text identifier based on defines in sqlmon.h, and is one of: <ul style="list-style-type: none"> • LOCAL • REMOTE
DB_CONN_TIME	TIMESTAMP	db_conn_time - Database activation timestamp
LAST_RESET	TIMESTAMP	last_reset - Last reset timestamp
LAST_BACKUP	TIMESTAMP	last_backup - Last backup timestamp
CONNECTIONS_TOP	BIGINT	connections_top - Maximum number of concurrent connections
TOTAL_CONS	BIGINT	total_cons - Connects since database activation
TOTAL_SEC_CONS	BIGINT	total_sec_cons - Secondary connections
APPLS_CUR_CONS	BIGINT	appls_cur_cons - Applications connected currently
APPLS_IN_DB2	BIGINT	appls_in_db2 - Applications executing in the database currently
NUM_ASSOC_AGENTS	BIGINT	num_assoc_agents - Number of associated agents
AGENTS_TOP	BIGINT	agents_top - Number of agents created
COORD_AGENTS_TOP	BIGINT	coord_agents_top - Maximum number of coordinating agents
LOCKS_HELD	BIGINT	locks_held - Locks held
LOCK_WAITS	BIGINT	lock_waits - Lock waits
LOCK_WAIT_TIME	BIGINT	lock_wait_time - Time waited on locks
LOCK_LIST_IN_USE	BIGINT	lock_list_in_use - Total lock list memory in use
DEADLOCKS	BIGINT	deadlocks - Deadlocks detected
LOCK_ESCALS	BIGINT	lock_escals - Number of lock escalations
X_LOCK_ESCALS	BIGINT	x_lock_escals - Exclusive lock escalations
LOCKS_WAITING	BIGINT	locks_waiting - Current agents waiting on locks
LOCK_TIMEOUTS	BIGINT	lock_timeouts - Number of lock timeouts
NUM_INDOUBT_TRANS	BIGINT	num_indoubt_trans - Number of indoubt transactions
SORT_HEAP_ALLOCATED	BIGINT	sort_heap_allocated - Total sort heap allocated

Table 319. Information returned by the SNAPDB administrative view and SNAP_GET_DB table function (continued)

Column name	Data type	Description or corresponding monitor element
SORT_SHRHEAP_ALLOCATED	BIGINT	sort_shrheap_allocated - Sort share heap currently allocated
SORT_SHRHEAP_TOP	BIGINT	sort_shrheap_top - Sort share heap high water mark
POST_SHRTHRESHOLD_SORTS	BIGINT	post_shrthreshold_sorts - Post shared threshold sorts
TOTAL_SORTS	BIGINT	total_sorts - Total sorts
TOTAL_SORT_TIME	BIGINT	total_sort_time - Total sort time
SORT_OVERFLOWS	BIGINT	sort_overflows - Sort overflows
ACTIVE_SORTS	BIGINT	active_sorts - Active sorts
POOL_DATA_L_READS	BIGINT	pool_data_l_reads - Buffer pool data logical reads
POOL_DATA_P_READS	BIGINT	pool_data_p_reads - Buffer pool data physical reads
POOL_TEMP_DATA_L_READS	BIGINT	pool_temp_data_l_reads - Buffer pool temporary data logical reads
POOL_TEMP_DATA_P_READS	BIGINT	pool_temp_data_p_reads - Buffer pool temporary data physical reads
POOL_ASYNC_DATA_READS	BIGINT	pool_async_data_reads - Buffer pool asynchronous data reads
POOL_DATA_WRITES	BIGINT	pool_data_writes - Buffer pool data writes
POOL_ASYNC_DATA_WRITES	BIGINT	pool_async_data_writes - Buffer pool asynchronous data writes
POOL_INDEX_L_READS	BIGINT	pool_index_l_reads - Buffer pool index logical reads
POOL_INDEX_P_READS	BIGINT	pool_index_p_reads - Buffer pool index physical reads
POOL_TEMP_INDEX_L_READS	BIGINT	pool_temp_index_l_reads - Buffer pool temporary index logical reads
POOL_TEMP_INDEX_P_READS	BIGINT	pool_temp_index_p_reads - Buffer pool temporary index physical reads
POOL_ASYNC_INDEX_READS	BIGINT	pool_async_index_reads - Buffer pool asynchronous index reads
POOL_INDEX_WRITES	BIGINT	pool_index_writes - Buffer pool index writes
POOL_ASYNC_INDEX_WRITES	BIGINT	pool_async_index_writes - Buffer pool asynchronous index writes
POOL_XDA_P_READS	BIGINT	pool_xda_p_reads - Buffer Pool XDA Data Physical Reads

Table 319. Information returned by the SNAPDB administrative view and SNAP_GET_DB table function (continued)

Column name	Data type	Description or corresponding monitor element
POOL_XDA_L_READS	BIGINT	pool_xda_l_reads - Buffer Pool XDA Data Logical Reads
POOL_XDA_WRITES	BIGINT	pool_xda_writes - Buffer Pool XDA Data Writes
POOL_ASYNC_XDA_READS	BIGINT	pool_async_xda_reads - Buffer Pool Asynchronous XDA Data Reads
POOL_ASYNC_XDA_WRITES	BIGINT	pool_async_xda_writes - Buffer Pool Asynchronous XDA Data Writes
POOL_TEMP_XDA_P_READS	BIGINT	pool_temp_xda_p_reads - Buffer Pool Temporary XDA Data Physical Reads monitor element
POOL_TEMP_XDA_L_READS	BIGINT	pool_temp_xda_l_reads - Buffer Pool Temporary XDA Data Logical Reads
POOL_READ_TIME	BIGINT	pool_read_time - Total buffer pool physical read time
POOL_WRITE_TIME	BIGINT	pool_write_time - Total buffer pool physical write time
POOL_ASYNC_READ_TIME	BIGINT	pool_async_read_time - Buffer pool asynchronous read time
POOL_ASYNC_WRITE_TIME	BIGINT	pool_async_write_time - Buffer pool asynchronous write time
POOL_ASYNC_DATA_READ_REQS	BIGINT	pool_async_data_read_reqs - Buffer pool asynchronous read requests
POOL_ASYNC_INDEX_READ_REQS	BIGINT	pool_async_index_read_reqs - Buffer pool asynchronous index read requests
POOL_ASYNC_XDA_READ_REQS	BIGINT	pool_async_xda_read_reqs - Buffer Pool Asynchronous XDA Read Requests
POOL_NO_VICTIM_BUFFER	BIGINT	pool_no_victim_buffer - Buffer pool no victim buffers
POOL_LSN_GAP_CLNS	BIGINT	pool_lsn_gap_clns - Buffer pool log space cleaners triggered
POOL_DRTY_PG_STEAL_CLNS	BIGINT	pool_drty_pg_steal_clns - Buffer pool victim page cleaners triggered
POOL_DRTY_PG_THRSH_CLNS	BIGINT	pool_drty_pg_thrsh_clns - Buffer pool threshold cleaners triggered
PREFETCH_WAIT_TIME	BIGINT	prefetch_wait_time - Time waited for prefetch
UNREAD_PREFETCH_PAGES	BIGINT	unread_prefetch_pages - Unread prefetch pages
DIRECT_READS	BIGINT	direct_reads - Direct reads from database

Table 319. Information returned by the SNAPDB administrative view and SNAP_GET_DB table function (continued)

Column name	Data type	Description or corresponding monitor element
DIRECT_WRITES	BIGINT	direct_writes - Direct writes to database
DIRECT_READ_REQS	BIGINT	direct_read_reqs - Direct read requests
DIRECT_WRITE_REQS	BIGINT	direct_write_reqs - Direct write requests
DIRECT_READ_TIME	BIGINT	direct_read_time - Direct read time
DIRECT_WRITE_TIME	BIGINT	direct_write_time - Direct write time
FILES_CLOSED	BIGINT	files_closed - Database files closed
ELAPSED_EXEC_TIME_S	BIGINT	elapsed_exec_time - Statement execution elapsed time
ELAPSED_EXEC_TIME_MS	BIGINT	elapsed_exec_time - Statement execution elapsed time
COMMIT_SQL_STMTS	BIGINT	commit_sql_stmts - Commit statements attempted
ROLLBACK_SQL_STMTS	BIGINT	rollback_sql_stmts - Rollback statements attempted
DYNAMIC_SQL_STMTS	BIGINT	dynamic_sql_stmts - Dynamic SQL statements attempted
STATIC_SQL_STMTS	BIGINT	static_sql_stmts - Static SQL statements attempted
FAILED_SQL_STMTS	BIGINT	failed_sql_stmts - Failed statement operations
SELECT_SQL_STMTS	BIGINT	select_sql_stmts - Select SQL statements executed
UID_SQL_STMTS	BIGINT	uid_sql_stmts - UPDATE/INSERT/DELETE SQL statements executed
DDL_SQL_STMTS	BIGINT	ddl_sql_stmts - Data definition language (DDL) SQL statements
INT_AUTO_REBINDS	BIGINT	int_auto_rebinds - Internal automatic rebinds
INT_ROWS_DELETED	BIGINT	int_rows_deleted - Internal rows deleted
INT_ROWS_INSERTED	BIGINT	int_rows_inserted - Internal rows inserted
INT_ROWS_UPDATED	BIGINT	int_rows_updated - Internal rows updated
INT_COMMITS	BIGINT	int_commits - Internal commits
INT_ROLLBACKS	BIGINT	int_rollback - Internal rollbacks
INT_DEADLOCK_ROLLBACKS	BIGINT	int_deadlock_rollback - Internal rollbacks due to deadlock
ROWS_DELETED	BIGINT	rows_deleted - Rows deleted
ROWS_INSERTED	BIGINT	rows_inserted - Rows inserted

Table 319. Information returned by the SNAPDB administrative view and SNAP_GET_DB table function (continued)

Column name	Data type	Description or corresponding monitor element
ROWS_UPDATED	BIGINT	rows_updated - Rows updated
ROWS_SELECTED	BIGINT	rows_selected - Rows selected
ROWS_READ	BIGINT	rows_read - Rows read
BINDS_PRECOMPILES	BIGINT	binds_precompiles - Binds/precompiles attempted
TOTAL_LOG_AVAILABLE	BIGINT	total_log_available - Total log available
TOTAL_LOG_USED	BIGINT	total_log_used - Total log space used
SEC_LOG_USED_TOP	BIGINT	sec_log_used_top - Maximum secondary log space used
TOT_LOG_USED_TOP	BIGINT	tot_log_used_top - Maximum total log space used
SEC_LOGS_ALLOCATED	BIGINT	sec_logs_allocated - Secondary logs allocated currently
LOG_READS	BIGINT	log_reads - Number of log pages read
LOG_READ_TIME_S	BIGINT	log_read_time - Log read time
LOG_READ_TIME_NS	BIGINT	log_read_time - Log read time
LOG_WRITES	BIGINT	log_writes - Number of log pages written
LOG_WRITE_TIME_S	BIGINT	log_write_time - Log write time
LOG_WRITE_TIME_NS	BIGINT	log_write_time - Log write time
NUM_LOG_WRITE_IO	BIGINT	num_log_write_io - Number of log writes
NUM_LOG_READ_IO	BIGINT	num_log_read_io - Number of log reads
NUM_LOG_PART_PAGE_IO	BIGINT	num_log_part_page_io - Number of partial log page writes
NUM_LOG_BUFFER_FULL	BIGINT	num_log_buffer_full - Number of full log buffers
NUM_LOG_DATA_FOUND_IN_BUFFER	BIGINT	num_log_data_found_in_buffer - Number of log data found in buffer
APPL_ID_OLDEST_XACT	BIGINT	appl_id_oldest_xact - Application with oldest transaction
LOG_TO_REDO_FOR_RECOVERY	BIGINT	log_to_redo_for_recovery - Amount of log to be redone for recovery
LOG_HELD_BY_DIRTY_PAGES	BIGINT	log_held_by_dirty_pages - Amount of log space accounted for by dirty pages
PKG_CACHE_LOOKUPS	BIGINT	pkg_cache_lookups - Package cache lookups
PKG_CACHE_INSERTS	BIGINT	pkg_cache_inserts - Package cache inserts

Table 319. Information returned by the SNAPDB administrative view and SNAP_GET_DB table function (continued)

Column name	Data type	Description or corresponding monitor element
PKG_CACHE_NUM_OVERFLOWS	BIGINT	pkg_cache_num_overflows - Package cache overflows
PKG_CACHE_SIZE_TOP	BIGINT	pkg_cache_size_top - Package cache high water mark
APPL_SECTION_LOOKUPS	BIGINT	appl_section_lookups - Section lookups
APPL_SECTION_INSERTS	BIGINT	appl_section_inserts - Section inserts
CAT_CACHE_LOOKUPS	BIGINT	cat_cache_lookups - Catalog cache lookups
CAT_CACHE_INSERTS	BIGINT	cat_cache_inserts - Catalog cache inserts
CAT_CACHE_OVERFLOWS	BIGINT	cat_cache_overflows - Catalog cache overflows
CAT_CACHE_SIZE_TOP	BIGINT	cat_cache_size_top - Catalog cache high water mark
PRIV_WORKSPACE_SIZE_TOP	BIGINT	priv_workspace_size_top - Maximum private workspace size
PRIV_WORKSPACE_NUM_OVERFLOWS	BIGINT	priv_workspace_num_overflows - Private workspace overflows
PRIV_WORKSPACE_SECTION_INSERTS	BIGINT	priv_workspace_section_inserts - Private workspace section inserts
PRIV_WORKSPACE_SECTION_LOOKUPS	BIGINT	priv_workspace_section_lookups - Private workspace section lookups
SHR_WORKSPACE_SIZE_TOP	BIGINT	shr_workspace_size_top - Maximum shared workspace size
SHR_WORKSPACE_NUM_OVERFLOWS	BIGINT	shr_workspace_num_overflows - Shared workspace overflows
SHR_WORKSPACE_SECTION_INSERTS	BIGINT	shr_workspace_section_inserts - Shared workspace section inserts
SHR_WORKSPACE_SECTION_LOOKUPS	BIGINT	shr_workspace_section_lookups - Shared workspace section lookups
TOTAL_HASH_JOINS	BIGINT	total_hash_joins - Total hash joins
TOTAL_HASH_LOOPS	BIGINT	total_hash_loops - Total hash loops
HASH_JOIN_OVERFLOWS	BIGINT	hash_join_overflows - Hash join overflows
HASH_JOIN_SMALL_OVERFLOWS	BIGINT	hash_join_small_overflows - Hash join small overflows
POST_SHRTHRESHOLD_HASH_JOINS	BIGINT	post_shrthreshold_hash_joins - Post threshold hash joins
ACTIVE_HASH_JOINS	BIGINT	active_hash_joins - Active hash joins
NUM_DB_STORAGE_PATHS	BIGINT	num_db_storage_paths - Number of automatic storage paths

Table 319. Information returned by the SNAPDB administrative view and SNAP_GET_DB table function (continued)

Column name	Data type	Description or corresponding monitor element
DBPARTITIONNUM	SMALLINT	dbpartitionnum - Database partition number monitor element
SMALLEST_LOG_AVAIL_NODE	INTEGER	smallest_log_avail_node - Node with least available log space
TOTAL_OLAP_FUNCS	BIGINT	total_olap_funcs - Total OLAP functions
OLAP_FUNC_OVERFLOWS	BIGINT	olap_func_overflows - OLAP function overflows
ACTIVE_OLAP_FUNCS	BIGINT	active_olap_funcs - Active OLAP functions
STATS_CACHE_SIZE	BIGINT	stats_cache_size - Size of statistics cache
STATS_FABRICATIONS	BIGINT	stats_fabrications - Total number of statistics fabrications
SYNC_RUNSTATS	BIGINT	sync_runstats - Total number of synchronous RUNSTATS activities
ASYNCRUNSTATS	BIGINT	async_runstats - Total number of asynchronous RUNSTATS requests
STATS_FABRICATE_TIME	BIGINT	stats_fabricate_time - Total time spent on statistics fabrication activities
SYNC_RUNSTATS_TIME	BIGINT	sync_runstats_time - Total time spent on synchronous RUNSTATS activities
NUM_THRESHOLD_VIOLATIONS	BIGINT	num_threshold_violations - Number of threshold violations
MEMBER	SMALLINT	member - Database member monitor element

SNAPDB_MEMORY_POOL administrative view and SNAP_GET_DB_MEMORY_POOL table function - Retrieve database level memory usage information

The SNAPDB_MEMORY_POOL administrative view and the SNAP_GET_DB_MEMORY_POOL table function return information about memory usage at the database level for UNIX platforms only.

The SNAPDB_MEMORY_POOL administrative view and the SNAP_GET_DB_MEMORY_POOL table function return information about memory usage at the database level for UNIX platforms only.

Important: Starting in Version 9.7 Fix Pack 5, the SNAPDB_MEMORY_POOL administrative view and SNAP_GET_DB_MEMORY_POOL table function have been deprecated and replaced by the [“MON_GET_MEMORY_POOL - get memory pool information”](#) on page 633 and [“MON_GET_MEMORY_SET - get memory set information”](#) on page 635.

Depending on if you are using the administrative view or the table function, refer to one of the following sections:

- [“SNAPDB_MEMORY_POOL administrative view”](#) on page 1503
- [“SNAP_GET_DB_MEMORY_POOL table function”](#) on page 1504

SNAPDB_MEMORY_POOL administrative view

This administrative view allows you to retrieve database level memory usage information for the currently connected database.

Used with the MON_GET_DATABASE, MON_GET_TRANSACTION_LOG, MON_GET_HADR, and ADMIN_GET_STORAGE_PATHS table functions, the SNAPDB_MEMORY_POOL administrative view provides information equivalent to the **GET SNAPSHOT FOR DATABASE ON database-alias** CLP command.

The schema is SYSIBMADM.

Refer to [Table 320 on page 1505](#) for a complete list of information that can be returned.

Authorization

One of the following authorizations is required:

- SELECT privilege on the SNAPDB_MEMORY_POOL administrative view
- CONTROL privilege on the SNAPDB_MEMORY_POOL administrative view
- DATAACCESS authority

One of the following is required to use the table function:

- EXECUTE privilege on the SNAP_GET_DB_MEMORY_POOL table function
- DATAACCESS authority

In addition, to access snapshot monitor data, one of the following authorities is also required:

- SYSMON
- SYSCTRL
- SYSMAINT
- SYSADM

Default PUBLIC privilege

In a non-restrictive database, SELECT privilege is granted to PUBLIC when the view is automatically created.

Example

Retrieve a list of memory pools and their current size for the currently connected database, SAMPLE.

```
SELECT POOL_ID, POOL_CUR_SIZE FROM SYSIBMADM.SNAPDB_MEMORY_POOL
```

The following is an example of output from this query.

```
POOL_ID      POOL_CUR_SIZE
-----
UTILITY      32768
PACKAGE_CACHE 475136
CAT_CACHE    65536
BP           2097152
BP           1081344
BP           540672
BP           278528
BP           147456
BP           81920
LOCK_MGR     294912
DATABASE     3833856
OTHER        0
```

```
12 record(s) selected.
```

SNAP_GET_DB_MEMORY_POOL table function

The SNAP_GET_DB_MEMORY_POOL table function returns the same information as the SNAPDB_MEMORY_POOL administrative view, but allows you to retrieve the information for a specific database on a specific database member, aggregate of all database members or all database members.

Used with the SNAP_GET_DB, SNAP_GET_DETAILLOG, SNAP_GET_HADR and ADMIN_GET_STORAGE_PATHS table functions, the SNAP_GET_DB_MEMORY_POOL table function provides information equivalent to the **GET SNAPSHOT FOR ALL DATABASES** CLP command.

Refer to [Table 320 on page 1505](#) for a complete list of information that can be returned.

Syntax

►► SNAP_GET_DB_MEMORY_POOL ((— *dbname* —) — (— *member* —)) ►►

The schema is SYSPROC.

Table function parameters

dbname

An input argument of type VARCHAR(128) that specifies a valid database name in the same instance as the currently connected database. Specify a database name that has a directory entry type of either "Indirect" or "Home", as returned by the **LIST DATABASE DIRECTORY** command. Specify an empty string to take the snapshot from the currently connected database. Specify a NULL value to take the snapshot from all databases within the same instance as the currently connected database.

member

An optional input argument of type INTEGER that specifies a valid database member number. Specify -1 for the current database member, or -2 for an aggregate of all active database members. If *dbname* is not set to NULL and *member* is set to NULL, -1 is set implicitly for *member*. If this input option is not used, that is, only *dbname* is provided, data is returned from all active database members. An active database member is a member where the database is available for connection and use by applications.

If both *dbname* and *member* are set to NULL, an attempt is made to read data from the file created by SNAP_WRITE_FILE procedure. Note that this file could have been created at any time, which means that the data might not be current. If a file with the corresponding snapshot API request type does not exist, then the SNAP_GET_DB_MEMORY_POOL table function takes a snapshot for the currently connected database and database member number.

Authorization

One of the following authorizations is required:

- EXECUTE privilege on the SNAP_GET_DB_MEMORY_POOL table function
- DATAACCESS authority

In addition, to access snapshot monitor data, one of the following authorities is also required:

- SYSMON
- SYSCTRL
- SYSMAINT
- SYSADM

Default PUBLIC privilege

In a non-restrictive database, EXECUTE privilege is granted to PUBLIC when the function is automatically created.

Example

Retrieve a list of memory pools and their current size for all databases.

```
SELECT SUBSTR(DB_NAME,1,8) AS DB_NAME, POOL_ID, POOL_CUR_SIZE
FROM TABLE(SNAPSHOT_GET_DB_MEMORY_POOL
(CAST(NULL AS VARCHAR(128)), -1)) AS T
```

The following is an example of output from this query.

DB_NAME	POOL_ID	POOL_CUR_SIZE
TESTDB	UTILITY	65536
TESTDB	PACKAGE_CACHE	851968
TESTDB	CAT_CACHE	65536
TESTDB	BP	35913728
TESTDB	BP	589824
TESTDB	BP	327680
TESTDB	BP	196608
TESTDB	BP	131072
TESTDB	SHARED_SORT	65536
TESTDB	LOCK_MGR	10092544
TESTDB	DATABASE	4980736
TESTDB	OTHER	196608
SAMPLE	UTILITY	65536
SAMPLE	PACKAGE_CACHE	655360
SAMPLE	CAT_CACHE	131072
SAMPLE	BP	4325376
SAMPLE	BP	589824
SAMPLE	BP	327680
SAMPLE	BP	196608
SAMPLE	BP	131072
SAMPLE	SHARED_SORT	0
SAMPLE	LOCK_MGR	655360
SAMPLE	DATABASE	4653056
SAMPLE	OTHER	196608

24 record(s) selected.

Information returned

Table 320. Information returned by the SNAPDB_MEMORY_POOL administrative view and the SNAP_GET_DB_MEMORY_POOL table function

Column name	Data type	Description or corresponding monitor element
SNAPSHOT_TIMESTAMP	TIMESTAMP	The date and time that the snapshot was taken.
DB_NAME	VARCHAR(128)	db_name - Database name

Table 320. Information returned by the SNAPDB_MEMORY_POOL administrative view and the SNAP_GET_DB_MEMORY_POOL table function (continued)

Column name	Data type	Description or corresponding monitor element
POOL_ID	VARCHAR(14)	pool_id - Memory pool identifier. This interface returns a text identifier based on defines in sqlmon.h, and is one of: <ul style="list-style-type: none"> • APP_GROUP • APPL_CONTROL • APPLICATION • BP • CAT_CACHE • DATABASE • DFM • FCMBP • IMPORT_POOL • LOCK_MGR • MONITOR • OTHER • PACKAGE_CACHE • QUERY • SHARED_SORT • SORT • STATEMENT • STATISTICS • UTILITY
POOL_SECONDARY_ID	VARCHAR(32)	pool_secondary_id - Memory pool secondary identifier
POOL_CUR_SIZE	BIGINT	pool_cur_size - Current size of memory pool
POOL_WATERMARK	BIGINT	pool_watermark - Memory pool watermark
POOL_CONFIG_SIZE	BIGINT	pool_config_size - Configured size of memory pool
DBPARTITIONNUM	SMALLINT	dbpartitionnum - Database partition number monitor element
MEMBER	SMALLINT	member - Database member monitor element

SNAPDBM administrative view and SNAP_GET_DBM table function - Retrieve the dbm logical grouping snapshot information

The SNAPDBM administrative view and the SNAP_GET_DBM table function return the snapshot monitor database manager (dbm) logical grouping information.

Important: The SNAPDBM administrative view and SNAP_GET_DBM table function are deprecated and have been replaced by the [“MON_GET_INSTANCE table function - Get instance level information”](#) on page 622.

Depending on if you are using the administrative view or the table function, refer to one of the following sections:

- [“SNAPDBM administrative view”](#) on page 1507
- [“SNAP_GET_DBM table function”](#) on page 1508

SNAPDBM administrative view

Used with the SNAPSWITCHES administrative view and the MON_GET_FCM, MON_GET_MEMORY_SET, MON_GET_MEMORY_POOL table functions, the SNAPDBM administrative view provides the data equivalent to the **GET SNAPSHOT FOR DBM** command.

The schema is SYSIBMADM.

Refer to [Table 321 on page 1509](#) for a complete list of information that can be returned.

Authorization

One of the following authorizations is required to use the view:

- SELECT privilege on the SNAPDBM administrative view
- CONTROL privilege on the SNAPDBM administrative view
- DATAACCESS authority
- DBADM authority
- SQLADM authority
- ACCESSCTRL authority
- SECADM authority

One of the following is required to use the table function:

- EXECUTE privilege on the SNAP_GET_DBM table function
- DATAACCESS authority
- DBADM authority
- SQLADM authority

In addition, to access snapshot monitor data, one of the following authorities is also required:

- SYSMON
- SYSCTRL
- SYSMAINT
- SYSADM

Default PUBLIC privilege

In a non-restrictive database, SELECT privilege is granted to PUBLIC when the view is automatically created.

Example

Retrieve database manager status and connection information for all database members.

```
SELECT DB2_STATUS, DB2START_TIME, LAST_RESET, LOCAL_CONS, REM_CONS_IN,  
       (AGENTS_CREATED_EMPTY_POOL/AGENTS_FROM_POOL) AS AGENT_USAGE,  
       DBPARTITIONNUM FROM SYSIBMADM.SNAPDBM ORDER BY DBPARTITIONNUM
```

The following is an example of output from this query.

```
DB2_STATUS    DB2START_TIME                LAST_RESET    ...  
-----  
ACTIVE        2006-01-06-14.59.59.059879  -            ...  
ACTIVE        2006-01-06-14.59.59.097605  -            ...  
ACTIVE        2006-01-06-14.59.59.062798  -            ...  
  
3 record(s) selected.        ...
```

Output from this query (continued).

```
... LOCAL_CONS    REM_CONS_IN    AGENT_USAGE    DBPARTITIONNUM  
... -----  
...            1            1            0            0  
...            0            0            0            1  
...            0            0            0            2
```

SNAP_GET_DBM table function

The SNAP_GET_DBM table function returns the same information as the SNAPDBM administrative view, but allows you to retrieve the information for a specific database member, aggregate of all database members or all database members.

Used with the SNAP_GET_DBM_MEMORY_POOL, SNAP_GET_FCM, SNAP_GET_FCM_PART and SNAP_GET_SWITCHES table functions, the SNAP_GET_DBM table function provides the data equivalent to the **GET SNAPSHOT FOR DBM** command.

Refer to [Table 321 on page 1509](#) for a complete list of information that can be returned.

Syntax

```
➔ SNAP_GET_DBM ( member ) ➔
```

The schema is SYSPROC.

Table function parameter

member

An optional input argument of type INTEGER that specifies a valid database member number. Specify -1 for the current database member, or -2 for an aggregate of all active database members. If this input option is not used, data will be returned from all active database members. An active database member is a member where the database is available for connection and use by applications.

If *member* is set to NULL, an attempt is made to read data from the file created by SNAP_WRITE_FILE procedure. Note that this file could have been created at any time, which means that the data might not be current. If a file with the corresponding snapshot API request type does not exist, then the SNAP_GET_DBM table function calls the snapshot from memory.

Authorization

One of the following authorizations is required:

- EXECUTE privilege on the SNAP_GET_DBM table function
- DATAACCESS authority

In addition, to access snapshot monitor data, one of the following authorities is also required:

- SYSMON
- SYSCTRL
- SYSMAINT
- SYSADM

Default PUBLIC privilege

In a non-restrictive database, EXECUTE privilege is granted to PUBLIC when the function is automatically created.

Example

Retrieve the start time and current status of database member number 2.

```
SELECT DB2START_TIME, DB2_STATUS FROM TABLE(SNAP_GET_DBM(2)) AS T
```

The following is an example of output from this query.

```
DB2START_TIME          DB2_STATUS
-----
2006-01-06-14.59.59.062798 ACTIVE
```

Information returned

<i>Table 321. Information returned by the SNAPDBM administrative view and the SNAP_GET_DBM table function</i>		
Column name	Data type	Description or corresponding monitor element
SNAPSHOT_TIMESTAMP	TIMESTAMP	The date and time that the snapshot was taken.
SORT_HEAP_ALLOCATED	BIGINT	sort_heap_allocated - Total sort heap allocated
POST_THRESHOLD_SORTS	BIGINT	post_threshold_sorts - Post threshold sorts
PIPED_SORTS_REQUESTED	BIGINT	pipedsorts_requested - Piped sorts requested
PIPED_SORTS_ACCEPTED	BIGINT	pipedsorts_accepted - Piped sorts accepted
REM_CONS_IN	BIGINT	rem_cons_in - Remote connections to database manager
REM_CONS_IN_EXEC	BIGINT	rem_cons_in_exec - Remote Connections Executing in the Database Manager monitor element
LOCAL_CONS	BIGINT	local_cons - Local connections
LOCAL_CONS_IN_EXEC	BIGINT	local_cons_in_exec - Local Connections Executing in the Database Manager monitor element
CON_LOCAL_DBASES	BIGINT	con_local_dbases - Local databases with current connects
AGENTS_REGISTERED	BIGINT	agents_registered - Agents registered

Table 321. Information returned by the SNAPDBM administrative view and the SNAP_GET_DBM table function (continued)

Column name	Data type	Description or corresponding monitor element
AGENTS_WAITING_ON_TOKEN	BIGINT	agents_waiting_on_token - Agents waiting for a token
DB2_STATUS	VARCHAR(12)	db2_status - Status of the database instance This interface returns a text identifier based on definitions in sqlmon.h, and is one of: <ul style="list-style-type: none"> • ACTIVE • QUIESCE_PEND • QUIESCED
AGENTS_REGISTERED_TOP	BIGINT	agents_registered_top - Maximum number of agents registered
AGENTS_WAITING_TOP	BIGINT	agents_waiting_top - Maximum number of agents waiting
COMM_PRIVATE_MEM	BIGINT	comm_private_mem - Committed private memory
IDLE_AGENTS	BIGINT	idle_agents - Number of idle agents
AGENTS_FROM_POOL	BIGINT	agents_from_pool - Agents assigned from pool
AGENTS_CREATED_EMPTY_POOL	BIGINT	agents_created_empty_pool - Agents created due to empty agent pool
COORD_AGENTS_TOP	BIGINT	coord_agents_top - Maximum number of coordinating agents
MAX_AGENT_OVERFLOW	BIGINT	max_agent_overflows - Maximum agent overflows
AGENTS_STOLEN	BIGINT	agents_stolen - Stolen agents
GW_TOTAL_CONS	BIGINT	gw_total_cons - Total number of attempted connections for Db2 Connect
GW_CUR_CONS	BIGINT	gw_cur_cons - Current number of connections for Db2 Connect
GW_CONS_WAIT_HOST	BIGINT	gw_cons_wait_host - Number of connections waiting for the host to reply
GW_CONS_WAIT_CLIENT	BIGINT	gw_cons_wait_client - Number of connections waiting for the client to send request
POST_THRESHOLD_HASH_JOINS	BIGINT	post_threshold_hash_joins - Hash join threshold
NUM_GW_CONN_SWITCHES	BIGINT	num_gw_conn_switches - Connection switches

Table 321. Information returned by the SNAPDBM administrative view and the SNAP_GET_DBM table function (continued)

Column name	Data type	Description or corresponding monitor element
DB2START_TIME	TIMESTAMP	db2start_time - Start database manager timestamp
LAST_RESET	TIMESTAMP	last_reset - Last reset timestamp
NUM_NODES_IN_DB2_INSTANCE	INTEGER	num_nodes_in_db2_instance - Number of nodes in database partition
PRODUCT_NAME	VARCHAR(32)	product_name - Product name
SERVICE_LEVEL	VARCHAR(18)	service_level - Service level
SORT_HEAP_TOP	BIGINT	sort_heap_top - Sort private heap high water mark
DBPARTITIONNUM	SMALLINT	dbpartitionnum - Database partition number monitor element
POST_THRESHOLD_OLAP_FUNCS	BIGINT	post_threshold_olap_funcs - OLAP function threshold
MEMBER	SMALLINT	member - Database member monitor element

SNAPDBM_MEMORY_POOL administrative view and SNAP_GET_DBM_MEMORY_POOL table function - Retrieve database manager level memory usage information

The SNAPDBM_MEMORY_POOL administrative view and the SNAP_GET_DBM_MEMORY_POOL table function return information about memory usage at the database manager.

Important: Starting in Version 9.7 Fix Pack 5, the SNAPDBM_MEMORY_POOL administrative view and SNAP_GET_DBM_MEMORY_POOL table function have been deprecated and replaced by the [“MON_GET_MEMORY_POOL - get memory pool information” on page 633](#) and [“MON_GET_MEMORY_SET - get memory set information ” on page 635](#).

Depending on if you are using the administrative view or the table function, refer to one of the following sections:

- [“SNAPDBM_MEMORY_POOL administrative view” on page 1511](#)
- [“SNAP_GET_DBM_MEMORY_POOL table function” on page 1512](#)

SNAPDBM_MEMORY_POOL administrative view

Used with the SNAPSWITCHES administrative view and the MON_GET_FCM, MON_GET_INSTANCE, MON_GET_MEMORY_SET, and MON_GET_MEMORY_POOL table functions, the SNAPDBM_MEMORY_POOL administrative view provides the data equivalent to the **GET SNAPSHOT FOR DBM** command.

The schema is SYSIBMADM.

Refer to [Table 322 on page 1513](#) for a complete list of information that can be returned.

Authorization

One of the following authorizations is required:

- SELECT privilege on the SNAPDBM_MEMORY_POOL administrative view

- CONTROL privilege on the SNAPDBM_MEMORY_POOL administrative view
- DATAACCESS authority

One of the following is required to use the table function:

- EXECUTE privilege on the SNAP_GET_DBM_MEMORY_POOL table function
- DATAACCESS authority

In addition, to access snapshot monitor data, one of the following authorities is also required:

- SYSMON
- SYSCTRL
- SYSMAINT
- SYSADM

Default PUBLIC privilege

In a non-restrictive database, SELECT privilege is granted to PUBLIC when the view is automatically created.

Example

Retrieve a list of the memory pools and their current size for the database manager of the connected database.

```
SELECT POOL_ID, POOL_CUR_SIZE FROM SNAPDBM_MEMORY_POOL
```

The following is an example of output from this query.

POOL_ID	POOL_CUR_SIZE
MONITOR	65536
OTHER	29622272
FCMBP	57606144
...	

SNAP_GET_DBM_MEMORY_POOL table function

The SNAP_GET_DBM_MEMORY_POOL table function returns the same information as the SNAPDBM_MEMORY_POOL administrative view, but allows you to retrieve the information for a specific database member, aggregate of all database members or all database members.

Used with the SNAP_GET_DBM, SNAP_GET_FCM, SNAP_GET_FCM_PART and SNAP_GET_SWITCHES table functions, the SNAP_GET_DBM_MEMORY_POOL table function provides the data equivalent to the **GET SNAPSHOT FOR DBM** command.

Refer to [Table 322 on page 1513](#) for a complete list of information that can be returned.

Syntax

```
➤ SNAP_GET_DBM_MEMORY_POOL ( member ) ➤
```

The schema is SYSPROC.

Table function parameter

member

An optional input argument of type INTEGER that specifies a valid database member number. Specify -1 for the current database member, or -2 for an aggregate of all active database members. If this input option is not used, data will be returned from all active database members. An active database member is a member where the database is available for connection and use by applications.

If *member* is set to NULL, an attempt is made to read data from the file created by SNAP_WRITE_FILE procedure. Note that this file could have been created at any time, which means that the data might not be current. If a file with the corresponding snapshot API request type does not exist, then the SNAP_GET_DBM_MEMORY_POOL table function takes a snapshot for the currently connected database and database member number.

Authorization

One of the following authorizations is required:

- EXECUTE privilege on the SNAP_GET_DBM_MEMORY_POOL table function
- DATAACCESS authority

In addition, to access snapshot monitor data, one of the following authorities is also required:

- SYSMON
- SYSCTRL
- SYSMAINT
- SYSADM

Default PUBLIC privilege

In a non-restrictive database, EXECUTE privilege is granted to PUBLIC when the function is automatically created.

Example

Retrieve a list of the memory pools and their current size for all database partitions of the database manager of the connected database.

```
SELECT POOL_ID, POOL_CUR_SIZE, DBPARTITIONNUM
FROM TABLE(SYSPROC.SNAP_GET_DBM_MEMORY_POOL())
AS T ORDER BY DBPARTITIONNUM
```

The following is an example of output from this query.

POOL_ID	POOL_CUR_SIZE	DBPARTITIONNUM
MONITOR	65536	0
OTHER	29622272	0
FCMBP	57606144	0
MONITOR	65536	1
OTHER	29425664	1
FCMBP	57606144	1
MONITOR	65536	2
OTHER	29425664	2
FCMBP	57606144	2

Information returned

<i>Table 322. Information returned by the SNAPDBM_MEMORY_POOL administrative view and the SNAP_GET_DBM_MEMORY_POOL table function</i>		
Column name	Data type	Description or corresponding monitor element
SNAPSHOT_TIMESTAMP	TIMESTAMP	The date and time that the snapshot was taken.

Table 322. Information returned by the SNAPDBM_MEMORY_POOL administrative view and the SNAP_GET_DBM_MEMORY_POOL table function (continued)

Column name	Data type	Description or corresponding monitor element
POOL_ID	VARCHAR(14)	pool_id - Memory pool identifier. This interface returns a text identifier based on defines in sqlmon.h, and is one of: <ul style="list-style-type: none"> • APP_GROUP • APPL_CONTROL • APPLICATION • BP • CAT_CACHE • DATABASE • DFM • FCMBP • IMPORT_POOL • LOCK_MGR • MONITOR • OTHER • PACKAGE_CACHE • QUERY • SHARED_SORT • SORT • STATEMENT • STATISTICS • UTILITY
POOL_CUR_SIZE	BIGINT	pool_cur_size - Current size of memory pool
POOL_WATERMARK	BIGINT	pool_watermark - Memory pool watermark
POOL_CONFIG_SIZE	BIGINT	pool_config_size - Configured size of memory pool
DBPARTITIONNUM	SMALLINT	dbpartitionnum - Database partition number monitor element
MEMBER	SMALLINT	member - Database member monitor element

SNAPDETAILLOG administrative view and SNAP_GET_DETAILLOG table function - Retrieve snapshot information from the detail_log logical data group

The SNAPDETAILLOG administrative view and the SNAP_GET_DETAILLOG table function return snapshot information from the detail_log logical data group.

Important: The SNAPDETAILLOG administrative view and the SNAP_GET_DETAILLOG table function are deprecated and have been replaced by the [“MON_GET_TRANSACTION_LOG table function - Get log information”](#) on page 843.

Depending on if you are using the administrative view or the table function, refer to one of the following sections:

- [“SNAPDETAILLOG administrative view”](#) on page 1515
- [“SNAP_GET_DETAILLOG table function”](#) on page 1516

SNAPDETAILLOG administrative view

This administrative view allows you to retrieve snapshot information from the detail_log logical data group for the currently connected database.

Used in conjunction with ADMIN_GET_STORAGE_PATHS, MON_GET_DATABASE, MON_GET_HADR, MON_GET_MEMORY_POOL, and MON_GET_MEMORY_SET table functions, the SNAPDETAILLOG administrative view provides information equivalent to the **GET SNAPSHOT FOR DATABASE on database-alias** CLP command.

The schema is SYSIBMADM.

Refer to [Table 323 on page 1517](#) for a complete list of information that is returned.

Authorization

One of the following authorizations is required to use the view:

- SELECT privilege on the SNAPDETAILLOG administrative view
- CONTROL privilege on the SNAPDETAILLOG administrative view
- DATAACCESS authority
- DBADM authority
- SQLADM authority
- ACCESSCTRL authority
- SECADM authority

One of the following is required to use the table function:

- EXECUTE privilege on the SNAP_GET_DETAILLOG table function
- DATAACCESS authority
- DBADM authority
- SQLADM authority

In addition, to access snapshot monitor data, one of the following authorities is also required:

- SYSMON
- SYSCTRL
- SYSMAINT
- SYSADM

Default PUBLIC privilege

In a non-restrictive database, SELECT privilege is granted to PUBLIC when the view is automatically created.

Example

Retrieve log information for all database members for the currently connected database.

```
SELECT SUBSTR(DB_NAME, 1, 8) AS DB_NAME, FIRST_ACTIVE_LOG,
       LAST_ACTIVE_LOG, CURRENT_ACTIVE_LOG, CURRENT_ARCHIVE_LOG,
       DBPARTITIONNUM
FROM SYSIBMADM.SNAPDETAILLOG ORDER BY DBPARTITIONNUM
```

The following is an example of output from this query.

DB_NAME	FIRST_ACTIVE_LOG	LAST_ACTIVE_LOG	...
TEST	0	8	...
TEST	0	8	...
TEST	0	8	...

3 record(s) selected.

Output from this query (continued).

...	CURRENT_ACTIVE_LOG	CURRENT_ARCHIVE_LOG	DBPARTITIONNUM
...	0	-	0
...	0	-	1
...	0	-	2

SNAP_GET_DETAILLOG table function

The SNAP_GET_DETAILLOG table function returns the same information as the SNAPDETAILLOG administrative view.

Used in conjunction with ADMIN_GET_STORAGE_PATHS, MON_GET_HADR, MON_GET_MEMORY_POOL, and SNAP_GET_DB, the SNAPDETAILLOG administrative view provides information equivalent to the **GET SNAPSHOT FOR ALL DATABASES** CLP command.

Refer to [Table 323 on page 1517](#) for a complete list of information that is returned.

Syntax

```
➔ SNAP_GET_DETAILLOG ( ( — dbname — ) ) ➔
```

└─── , *member* ───┘

The schema is SYSPROC.

Table function parameters

dbname

An input argument of type VARCHAR(128) that specifies a valid database name in the same instance as the currently connected database. Specify a database name that has a directory entry type of either "Indirect" or "Home", as returned by the **LIST DATABASE DIRECTORY** command. Specify an empty string to take the snapshot from the currently connected database. Specify a NULL value to take the snapshot from all databases within the same instance as the currently connected database.

member

An optional input argument of type INTEGER that specifies a valid database member number. Specify -1 for the current database member, or -2 for an aggregate of all active database members. If *dbname* is not set to NULL and *member* is set to NULL, -1 is set implicitly for *member*. If this input option is not used, that is, only *dbname* is provided, data is returned from all active database

members. An active database member is a member where the database is available for connection and use by applications.

If both *dbname* and *member* are set to NULL, an attempt is made to read data from the file created by SNAP_WRITE_FILE procedure. Note that this file could have been created at any time, which means that the data might not be current. If a file with the corresponding snapshot API request type does not exist, then the SNAP_GET_DETAILLOG table function takes a snapshot for the currently connected database and database member number.

Authorization

One of the following authorizations is required:

- EXECUTE privilege on the SNAP_GET_DETAILLOG table function
- DATAACCESS authority

In addition, to access snapshot monitor data, one of the following authorities is also required:

- SYSMON
- SYSCTRL
- SYSMAINT
- SYSADM

Default PUBLIC privilege

In a non-restrictive database, EXECUTE privilege is granted to PUBLIC when the function is automatically created.

Example

Retrieve log information for database member 1 for the currently connected database.

```
SELECT SUBSTR(DB_NAME, 1, 8) AS DB_NAME, FIRST_ACTIVE_LOG,
       LAST_ACTIVE_LOG, CURRENT_ACTIVE_LOG, CURRENT_ARCHIVE_LOG
FROM TABLE(SNAP_GET_DETAILLOG(' ', 1)) AS T
```

The following is an example of output from this query.

```
DB_NAME  FIRST_ACTIVE_LOG  LAST_ACTIVE_LOG  ...
-----  -
TEST          0                8 ...

1 record(s) selected.
```

Output from this query (continued).

```
... CURRENT_ACTIVE_LOG  CURRENT_ARCHIVE_LOG
... -----
...                   0                -
```

Information returned

<i>Table 323. Information returned by the SNAPDETAILLOG administrative view and SNAP_GET_DETAILLOG table function</i>		
Column name	Data type	Description or corresponding monitor element
SNAPSHOT_TIMESTAMP	TIMESTAMP	The date and time that the snapshot was taken.
DB_NAME	VARCHAR(128)	db_name - Database name

Table 323. Information returned by the SNAPDETAILLOG administrative view and SNAP_GET_DETAILLOG table function (continued)

Column name	Data type	Description or corresponding monitor element
FIRST_ACTIVE_LOG	BIGINT	first_active_log - First active log file number
LAST_ACTIVE_LOG	BIGINT	last_active_log - Last active log file number
CURRENT_ACTIVE_LOG	BIGINT	current_active_log - Current active log file number
CURRENT_ARCHIVE_LOG	BIGINT	current_archive_log - Current archive log file number
DBPARTITIONNUM	SMALLINT	dbpartitionnum - Database partition number monitor element
MEMBER	SMALLINT	member - Database member monitor element

SNAPFCM administrative view and SNAP_GET_FCM table function - Retrieve the fcm logical data group snapshot information

The SNAPFCM administrative view and the SNAP_GET_FCM table function return information about the fast communication manager from a database manager snapshot, in particular, the fcm logical data group.

Important: The SNAPFCM administrative view and the SNAP_GET_FCM table function are deprecated and have been replaced by the [“MON_GET_FCM - Get FCM metrics”](#) on page 607.

Depending on if you are using the administrative view or the table function, refer to one of the following sections:

- [“SNAPFCM administrative view”](#) on page 1518
- [“SNAP_GET_FCM table function”](#) on page 1519

SNAPFCM administrative view

Used with the SNAPSWITCHES administrative view and the MON_GET_FCM, MON_GET_INSTANCE, MON_GET_MEMORY_SET, and MON_GET_MEMORY_POOL table functions, the SNAPFCM administrative view provides the data equivalent to the **GET SNAPSHOT FOR DBM** command.

The schema is SYSIBMADM.

Refer to [Table 324](#) on page 1520 for a complete list of information that can be returned.

Authorization

One of the following authorizations is required to use the view:

- SELECT privilege on the SNAPFCM administrative view
- CONTROL privilege on the SNAPFCM administrative view
- DATAACCESS authority
- DBADM authority
- SQLADM authority

One of the following is required to use the table function:

- EXECUTE privilege on the SNAP_GET_FCM table function
- DATAACCESS authority
- DBADM authority
- SQLADM authority

In addition, to access snapshot monitor data, one of the following authorities is also required:

- SYSMON
- SYSCTRL
- SYSMAINT
- SYSADM

Default PUBLIC privilege

In a non-restrictive database, SELECT privilege is granted to PUBLIC when the view is automatically created.

Example

Retrieve information about the fast communication manager's message buffers on all members.

```
SELECT BUFF_FREE, BUFF_FREE_BOTTOM, MEMBER
FROM SYSIBMADM.SNAPFCM ORDER BY MEMBER
```

The following is an example of output from this query.

BUFF_FREE	BUFF_FREE_BOTTOM	MEMBER
5120	5100	0
5120	5100	1
5120	5100	2

SNAP_GET_FCM table function

The SNAP_GET_FCM table function returns the same information as the SNAPFCM administrative view, but allows you to retrieve the information for a specific database member, aggregate of all database members or all database members.

Used with the SNAP_GET_DBM, SNAP_GET_DBM_MEMORY_POOL, SNAP_GET_FCM_PART and SNAP_GET_SWITCHES table functions, the SNAP_GET_FCM table function provides the data equivalent to the **GET SNAPSHOT FOR DBM** command.

Refer to [Table 324 on page 1520](#) for a complete list of information that can be returned.

Syntax

```
➤ SNAP_GET_FCM ( member ) ➤
```

The schema is SYSPROC.

Table function parameter

member

An optional input argument of type INTEGER that specifies a valid database member number. Specify -1 for the current member, or -2 for an aggregate of all active members. If *dbname* is not set to NULL and *member* is set to NULL, -1 is set implicitly for *member*. If this input option is not used, data will be returned from all active database members. An active database member is a member where the database is available for connection and use by applications.

If *member* is set to NULL, an attempt is made to read data from the file created by SNAP_WRITE_FILE procedure. Note that this file could have been created at any time, which means that the data might not be current. If a file with the corresponding snapshot API request type does not exist, then the SNAP_GET_FCM table function takes a snapshot for the currently connected database and database member.

Authorization

One of the following authorizations is required:

- EXECUTE privilege on the SNAP_GET_FCM table function
- DATAACCESS authority

In addition, to access snapshot monitor data, one of the following authorities is also required:

- SYSMON
- SYSCTRL
- SYSMAINT
- SYSADM

Default PUBLIC privilege

In a non-restrictive database, EXECUTE privilege is granted to PUBLIC when the function is automatically created.

Example

Retrieve information about the fast communication manager's message buffers on database member 1.

```
SELECT BUFF_FREE, BUFF_FREE_BOTTOM, MEMBER
FROM TABLE(SYSPROC.SNAP_GET_FCM( 1 )) AS T
```

The following is an example of output from this query.

```

BUFF_FREE          BUFF_FREE_BOTTOM    MEMBER
-----
          5120          5100          1

```

Information returned

<i>Table 324. Information returned by the SNAPFCM administrative view and the SNAP_GET_FCM table function</i>		
Column name	Data type	Description or corresponding monitor element
SNAPSHOT_TIMESTAMP	TIMESTAMP	The date and time that the snapshot was taken.
BUFF_FREE	BIGINT	buff_free - FCM buffers currently free
BUFF_FREE_BOTTOM	BIGINT	buff_free_bottom - Minimum FCM Buffers Free
CH_FREE	BIGINT	ch_free - Channels Currently Free
CH_FREE_BOTTOM	BIGINT	ch_free_bottom - Minimum Channels Free
DBPARTITIONNUM	SMALLINT	dbpartitionnum - Database partition number monitor element

Table 324. Information returned by the SNAPFCM administrative view and the SNAP_GET_FCM table function (continued)

Column name	Data type	Description or corresponding monitor element
MEMBER	SMALLINT	member - Database member monitor element

SNAPFCM_PART administrative view and SNAP_GET_FCM_PART table function - Retrieve the fcm_node logical data group snapshot information

The SNAPFCM_PART administrative view and the SNAP_GET_FCM_PART table function return information about the fast communication manager from a database manager snapshot, in particular, the fcm_node logical data group.

Important: The SNAPFCM_PART administrative view and the SNAP_GET_FCM_PART table function are deprecated and have been replaced by the “[MON_GET_FCM - Get FCM metrics](#)” on page 607.

Depending on if you are using the administrative view or the table function, refer to one of the following sections:

- “[SNAPFCM_PART administrative view](#)” on page 1521
- “[SNAP_GET_FCM_PART table function](#)” on page 1522

SNAPFCM_PART administrative view

Used with the SNAPSWITCHES administrative view and the MON_GET_FCM, MON_GET_INSTANCE, MON_GET_MEMORY_SET, and MON_GET_MEMORY_POOL table functions, the SNAPFCM_PART administrative view provides the data equivalent to the **GET SNAPSHOT FOR DBM** command.

The schema is SYSIBMADM.

Refer to [Table 325 on page 1523](#) for a complete list of information that can be returned.

Authorization

One of the following authorizations is required to use the view:

- SELECT privilege on the SNAPFCM_PART administrative view
- CONTROL privilege on the SNAPFCM_PART administrative view
- DATAACCESS authority
- DBADM authority
- SQLADM authority
- ACCESSCTRL authority
- SECADM authority

One of the following is required to use the table function:

- EXECUTE privilege on the SNAP_GET_FCM_PART table function
- DATAACCESS authority
- DBADM authority
- SQLADM authority

In addition, to access snapshot monitor data, one of the following authorities is also required:

- SYSMON
- SYSCTRL
- SYSMAINT

- SYSADM

Default PUBLIC privilege

In a non-restrictive database, SELECT privilege is granted to PUBLIC when the view is automatically created.

Example

Retrieve buffers sent and received information for the fast communication manager.

```
SELECT CONNECTION_STATUS, TOTAL_BUFFERS_SENT, TOTAL_BUFFERS_RECEIVED
FROM SYSIBMADM.SNAPFCM_PART WHERE MEMBER = 0
```

The following is an example of output from this query.

CONNECTION_STATUS	TOTAL_BUFFERS_SENT	TOTAL_BUFFERS_RCVD
INACTIVE	2	1

1 record(s) selected.

SNAP_GET_FCM_PART table function

The SNAP_GET_FCM_PART table function returns the same information as the SNAPFCM_PART administrative view, but allows you to retrieve the information for a specific database member, aggregate of all database members or all database members.

Used with the SNAP_GET_DBM, SNAP_GET_DBM_MEMORY_POOL, SNAP_GET_FCM and SNAP_GET_SWITCHES table functions, the SNAP_GET_FCM_PART table function provides the data equivalent to the **GET SNAPSHOT FOR DBM** command.

Refer to [Table 325 on page 1523](#) for a complete list of information that can be returned.

Syntax

► SNAP_GET_FCM_PART (*member*) ◄

The schema is SYSPROC.

Table function parameter

member

An optional input argument of type INTEGER that specifies a valid database member number. Specify -1 for the current member. If this input option is not used, data will be returned from all active database members. An active database member is a member where the database is available for connection and use by applications.

If *member* is set to NULL, an attempt is made to read data from the file created by SNAP_WRITE_FILE procedure. Note that this file could have been created at any time, which means that the data might not be current. If a file with the corresponding snapshot API request type does not exist, then the SNAP_GET_FCM_PART table function takes a snapshot for the currently connected database and member.

Authorization

One of the following authorizations is required:

- EXECUTE privilege on the SNAP_GET_FCM_PART table function
- DATAACCESS authority

In addition, to access snapshot monitor data, one of the following authorities is also required:

- SYSMON
- SYSCTRL
- SYSMAINT
- SYSADM

Default PUBLIC privilege

In a non-restrictive database, EXECUTE privilege is granted to PUBLIC when the function is automatically created.

Example

Retrieve buffers sent and received information for the fast communication manager for all members.

```
SELECT FCM_MEMBER, TOTAL_BUFFERS_SENT, TOTAL_BUFFERS_RCVD,
       MEMBER FROM TABLE(SNAP_GET_FCM_PART()) AS T
ORDER BY MEMBER
```

The following is an example of output from this query.

FCM_MEMBER	TOTAL_BUFFERS_SENT	TOTAL_BUFFERS_RCVD	MEMBER
0	305	305	0
1	5647	1664	0
2	5661	1688	0
0	19	19	1
1	305	301	1
2	1688	5661	1
0	1664	5647	2
1	10	10	2
2	301	305	2

Information returned

<i>Table 325. Information returned by the SNAPFCM_PART administrative view and the SNAP_GET_FCM_PART table function</i>		
Column name	Data type	Description or corresponding monitor element
SNAPSHOT_TIMESTAMP	TIMESTAMP	The date and time that the snapshot was taken.
CONNECTION_STATUS	VARCHAR(10)	connection_status - Connection status. This interface returns a text identifier based on the defines in sqlmon.h and is one of: <ul style="list-style-type: none"> • INACTIVE • ACTIVE • CONGESTED
TOTAL_BUFFERS_SENT	BIGINT	total_buffers_sent - Total FCM buffers sent
TOTAL_BUFFERS_RCVD	BIGINT	total_buffers_rcvd - Total FCM buffers received
DBPARTITIONNUM	SMALLINT	dbpartitionnum - Database partition number monitor element

Table 325. Information returned by the SNAPFCM_PART administrative view and the SNAP_GET_FCM_PART table function (continued)

Column name	Data type	Description or corresponding monitor element
FCM_DBPARTITIONNUM	SMALLINT	The database partition number to which data was sent or from which data was received (as per the TOTAL_BUFFERS_SENT and TOTAL_BUFFERS_RCVD columns).
MEMBER	SMALLINT	member - Database member monitor element
FCM_MEMBER	SMALLINT	The member to which data was sent or from which data was received (as per the TOTAL_BUFFERS_SENT and TOTAL_BUFFERS_RCVD columns).

SNAPHADR administrative view and SNAP_GET_HADR table function - Retrieve hadr logical data group snapshot information

The SNAPHADR administrative view and the SNAP_GET_HADR table function return information about high availability disaster recovery from a database snapshot, in particular, the hadr logical data group.

The SNAPHADR administrative view and SNAP_GET_HADR table function have been deprecated and replaced by the “[MON_GET_HADR table function - Returns high availability disaster recovery \(HADR\) monitoring information](#)” on page 610.

Depending on if you are using the administrative view or the table function, refer to one of the following sections:

- “[SNAPHADR administrative view](#)” on page 1524
- “[SNAP_GET_HADR table function](#)” on page 1525

SNAPHADR administrative view

This administrative view allows you to retrieve hadr logical data group snapshot information for the currently connected database. The data is only returned by this view if the database is a primary or standby high availability disaster recovery (HADR) database.

Used with the MON_GET_DATABASE, MON_GET_MEMORY_SET, MON_GET_MEMORY_POOL, MON_GET_TRANSACTION_LOG and ADMIN_GET_STORAGE_PATHS table functions, the SNAPHADR administrative view provides information equivalent to the **GET SNAPSHOT FOR DATABASE ON database-alias** CLP command.

The schema is SYSIBMADM.

Refer to [Table 326 on page 1526](#) for a complete list of information that can be returned.

Authorization

One of the following authorizations is required:

- SELECT privilege on the SNAPHADR administrative view
- CONTROL privilege on the SNAPHADR administrative view
- DATAACCESS authority

One of the following is required to use the table function:

- EXECUTE privilege on the SNAP_GET_HADR table function

- DATAACCESS authority

In addition, to access snapshot monitor data, one of the following authorities is also required:

- SYSMON
- SYSCTRL
- SYSMAINT
- SYSADM

Default PUBLIC privilege

In a non-restrictive database, SELECT privilege is granted to PUBLIC when the view is automatically created.

Example

Retrieve the configuration and status information for HADR on the primary HADR database.

```
SELECT SUBSTR(DB_NAME, 1, 8) AS DBNAME, HADR_ROLE, HADR_STATE,
       HADR_SYNCMODE, HADR_CONNECT_STATUS
FROM SYSIBMADM.SNAPHADR
```

The following is an example of output from this query.

DBNAME	HADR_ROLE	HADR_STATE	HADR_SYNCMODE	HADR_CONNECT_STATUS
SAMPLE	PRIMARY	PEER	SYNC	CONNECTED

1 record(s) selected.

SNAP_GET_HADR table function

The SNAP_GET_HADR table function returns the same information as the SNAPHADR administrative view, but allows you to retrieve the information for a specific database on a specific database member, aggregate of all database members or all database members.

Used with the SNAP_GET_DB, SNAP_GET_DB_MEMORY_POOL, SNAP_GET_DETAILLOG and ADMIN_GET_STORAGE_PATHS table functions, the SNAP_GET_HADR table function provides information equivalent to the **GET SNAPSHOT FOR ALL DATABASES** CLP command.

Refer to [Table 326 on page 1526](#) for a complete list of information that can be returned.

Syntax

```
➔ SNAP_GET_HADR ( ( dbname ) ) ➔
```

└─── , *member* ───┘

The schema is SYSPROC.

Table function parameters

dbname

An input argument of type VARCHAR(128) that specifies a valid database name in the same instance as the currently connected database. Specify a database name that has a directory entry type of either "Indirect" or "Home", as returned by the **LIST DATABASE DIRECTORY** command. Specify an empty string to take the snapshot from the currently connected database. Specify a NULL value to take the snapshot from all databases within the same instance as the currently connected database.

member

An optional input argument of type INTEGER that specifies a valid database member number. Specify -1 for the current database member, or -2 for an aggregate of all active database members. If *dbname* is not set to NULL and *member* is set to NULL, -1 is set implicitly for *member*. If this input

option is not used, that is, only *dbname* is provided, data is returned from all active database members. An active database member is a member where the database is available for connection and use by applications.

If both *dbname* and *member* are set to NULL, an attempt is made to read data from the file created by SNAP_WRITE_FILE procedure. Note that this file could have been created at any time, which means that the data might not be current. If a file with the corresponding snapshot API request type does not exist, then the SNAP_GET_HADR table function takes a snapshot for the currently connected database and database member number.

Authorization

One of the following authorizations is required:

- EXECUTE privilege on the SNAP_GET_HADR table function
- DATAACCESS authority

In addition, to access snapshot monitor data, one of the following authorities is also required:

- SYSMON
- SYSCTRL
- SYSMAINT
- SYSADM

Default PUBLIC privilege

In a non-restrictive database, EXECUTE privilege is granted to PUBLIC when the function is automatically created.

Example

Retrieve the configuration and status information for HADR for all databases.

```
SELECT SUBSTR(DB_NAME, 1, 8) AS DBNAME, HADR_ROLE, HADR_STATE,
       HADR_SYNCMODE, HADR_CONNECT_STATUS
FROM TABLE (SNAP_GET_HADR (CAST (NULL as VARCHAR(128)), 0)) as T
```

The following is an example of output from this query.

```
DBNAME    HADR_ROLE  HADR_STATE    HADR_SYNCMODE  HADR_CONNECT_STATUS
-----
SAMPLE    PRIMARY    PEER          SYNC           CONNECTED
TESTDB    PRIMARY    DISCONNECTED NEARSYNC       DISCONNECTED
```

2 record(s) selected.

Information returned

<i>Table 326. Information returned by the SNAPHADR administrative view and the SNAP_GET_HADR table function</i>		
Column name	Data type	Description or corresponding monitor element
SNAPSHOT_TIMESTAMP	TIMESTAMP	The date and time that the snapshot was taken.
DB_NAME	VARCHAR(128)	db_name - Database name

Table 326. Information returned by the SNAPHADR administrative view and the SNAP_GET_HADR table function (continued)

Column name	Data type	Description or corresponding monitor element
HADR_ROLE	VARCHAR(10)	<p>hdr_role - HADR role. This interface returns a text identifier based on the defines in sqlmon.h, and is one of:</p> <ul style="list-style-type: none"> • PRIMARY • STANDARD • STANDBY
HADR_STATE	VARCHAR(14)	<p>hdr_state - HADR state. This interface returns a text identifier based on the defines in sqlmon.h, and is one of:</p> <ul style="list-style-type: none"> • DISCONNECTED • LOCAL_CATCHUP • PEER • REM_CATCH_PEN • REM_CATCHUP
HADR_SYNCMODE	VARCHAR(10)	<p>hdr_syncmode - HADR synchronization mode. This interface returns a text identifier based on the defines in sqlmon.h, and is one of:</p> <ul style="list-style-type: none"> • ASYNC • NEARSYNC • SUPERASYNC • SYNC
HADR_CONNECT_STATUS	VARCHAR(12)	<p>hdr_connect_status - HADR connection status. This interface returns a text identifier based on the defines in sqlmon.h, and is one of:</p> <ul style="list-style-type: none"> • CONGESTED • CONNECTED • DISCONNECTED
HADR_CONNECT_TIME	TIMESTAMP	hdr_connect_time - HADR connection time
HADR_HEARTBEAT	INTEGER	hdr_heartbeat - HADR heartbeat
HADR_LOCAL_HOST	VARCHAR(255)	hdr_local_host - HADR local host
HADR_LOCAL_SERVICE	VARCHAR(40)	hdr_local_service - HADR local service
HADR_REMOTE_HOST	VARCHAR(255)	hdr_remote_host - HADR remote host
HADR_REMOTE_SERVICE	VARCHAR(40)	hdr_remote_service - HADR remote service
HADR_REMOTE_INSTANCE	VARCHAR(128)	hdr_remote_instance - HADR remote instance

Table 326. Information returned by the SNAPHADR administrative view and the SNAP_GET_HADR table function (continued)

Column name	Data type	Description or corresponding monitor element
HADR_TIMEOUT	BIGINT	hadr_timeout - HADR timeout
HADR_PRIMARY_LOG_FILE	VARCHAR(255)	hadr_primary_log_file - HADR primary log file
HADR_PRIMARY_LOG_PAGE	BIGINT	hadr_primary_log_page - HADR primary log page
HADR_PRIMARY_LOG_LSN	BIGINT	hadr_primary_log_lsn - HADR primary log LSN
HADR_STANDBY_LOG_FILE	VARCHAR(255)	hadr_standby_log_file - HADR standby log file
HADR_STANDBY_LOG_PAGE	BIGINT	hadr_standby_log_page - HADR standby log page
HADR_STANDBY_LOG_LSN	BIGINT	hadr_standby_log_lsn - HADR standby log LSN
HADR_LOG_GAP	BIGINT	hadr_log_gap - HADR log gap
DBPARTITIONNUM	SMALLINT	dbpartitionnum - Database partition number monitor element
MEMBER	SMALLINT	member - Database member monitor element

SNAPLOCK administrative view and SNAP_GET_LOCK table function - Retrieve lock logical data group snapshot information

The SNAPLOCK administrative view and the SNAP_GET_LOCK table function return snapshot information about locks, in particular, the lock logical data group.

Note: This administrative view and table function have been deprecated and replaced by the “[MON_GET_APPL_LOCKWAIT - Get information about locks for which an application is waiting](#)” on page 503, “[MON_GET_LOCKS - List all locks in the currently connected database](#)” on page 628, and “[MON_FORMAT_LOCK_NAME - Format the internal lock name and return details](#)” on page 420.

Depending on if you are using the administrative view or the table function, refer to one of the following sections:

- “[SNAPLOCK administrative view](#)” on page 1528
- “[SNAP_GET_LOCK table function](#)” on page 1529

SNAPLOCK administrative view

This administrative view allows you to retrieve lock logical data group snapshot information for the currently connected database.

Used with the SNAPLOCKWAIT administrative view, the SNAPLOCK administrative view provides information equivalent to the **GET SNAPSHOT FOR LOCKS ON database-alias** CLP command.

The schema is SYSIBMADM.

Refer to [Table 327 on page 1531](#) for a complete list of information that can be returned.

Authorization

One of the following authorizations is required:

- SELECT privilege on the SNAPLOCK administrative view
- CONTROL privilege on the SNAPLOCK administrative view
- DATAACCESS authority

One of the following is required to use the table function:

- EXECUTE privilege on the SNAP_GET_LOCK table function
- DATAACCESS authority

In addition, to access snapshot monitor data, one of the following authorities is also required:

- SYSMON
- SYSCTRL
- SYSMAINT
- SYSADM

Default PUBLIC privilege

In a non-restrictive database, SELECT privilege is granted to PUBLIC when the view is automatically created.

Example

Retrieve lock information for the database member 0 of the currently connected database.

```
SELECT AGENT_ID, LOCK_OBJECT_TYPE, LOCK_MODE, LOCK_STATUS
FROM SYSIBMADM.SNAPLOCK WHERE DBPARTITIONNUM = 0
```

The following is an example of output from this query.

```
AGENT_ID          LOCK_OBJECT_TYPE  LOCK_MODE  LOCK_STATUS
-----
          7 TABLE             IX          GRNT
1 record(s) selected.
```

SNAP_GET_LOCK table function

The SNAP_GET_LOCK table function returns the same information as the SNAPLOCK administrative view, but allows you to retrieve the information for a specific database on a specific database member, aggregate of all database members or all database members.

Used with the SNAP_GET_LOCKWAIT table function, the SNAP_GET_LOCK table function provides information equivalent to the **GET SNAPSHOT FOR LOCKS ON database-alias** CLP command.

Refer to [Table 327 on page 1531](#) for a complete list of information that can be returned.

Syntax

```
► SNAP_GET_LOCK ( ( — dbname — ) ) ►
                  └── , member ─┘
```

The schema is SYSPROC.

Table function parameters

dbname

An input argument of type VARCHAR(128) that specifies a valid database name in the same instance as the currently connected database. Specify a database name that has a directory entry type of either "Indirect" or "Home", as returned by the **LIST DATABASE DIRECTORY** command. Specify a null value or empty string to take the snapshot from the currently connected database.

member

An optional input argument of type INTEGER that specifies a valid database member number. Specify -1 for the current database member, or -2 for an aggregate of all active database members. If *dbname* is not set to NULL and *member* is set to NULL, -1 is set implicitly for *member*. If this input option is not used, that is, only *dbname* is provided, data is returned from all active database members. An active database member is a member where the database is available for connection and use by applications.

If both *dbname* and *member* are set to NULL, an attempt is made to read data from the file created by SNAP_WRITE_FILE procedure. Note that this file could have been created at any time, which means that the data might not be current. If a file with the corresponding snapshot API request type does not exist, then the SNAP_GET_LOCK table function takes a snapshot for the currently connected database and database member number.

Authorization

One of the following authorizations is required:

- EXECUTE privilege on the SNAP_GET_LOCK table function
- DATAACCESS authority

In addition, to access snapshot monitor data, one of the following authorities is also required:

- SYSMON
- SYSCTRL
- SYSMOINT
- SYSADM

Default PUBLIC privilege

In a non-restrictive database, EXECUTE privilege is granted to PUBLIC when the function is automatically created.

Example

Retrieve lock information for the current database member of the currently connected database.

```
SELECT AGENT_ID, LOCK_OBJECT_TYPE, LOCK_MODE, LOCK_STATUS
FROM TABLE(SNAP_GET_LOCK(' ', -1)) as T
```

The following is an example of output from this query.

AGENT_ID	LOCK_OBJECT_TYPE	LOCK_MODE	LOCK_STATUS
680	INTERNALV_LOCK	S	GRNT
680	INTERNALP_LOCK	S	GRNT

2 record(s) selected.

Information returned

<i>Table 327. Information returned by the SNAPLOCK administrative view and the SNAP_GET_LOCK table function</i>		
Column name	Data type	Description or corresponding monitor element
SNAPSHOT_TIMESTAMP	TIMESTAMP	The date and time that the snapshot was taken.
AGENT_ID	BIGINT	agent_id - Application handle (agent ID)
TAB_FILE_ID	BIGINT	table_file_id - Table file identification
LOCK_OBJECT_TYPE	VARCHAR(18)	lock_object_type - Lock object type waited on. This interface returns a text identifier based on the defines in sqlmon.h and is one of: <ul style="list-style-type: none"> • AUTORESIZE_LOCK • AUTOSTORAGE_LOCK • BLOCK_LOCK • EOT_LOCK • INPLACE_REORG_LOCK • INTERNAL_LOCK • INTERNALB_LOCK • INTERNALC_LOCK • INTERNALJ_LOCK • INTERNALL_LOCK • INTERNALO_LOCK • INTERNALQ_LOCK • INTERNALP_LOCK • INTERNALS_LOCK • INTERNALT_LOCK • INTERNALV_LOCK • KEYVALUE_LOCK • ROW_LOCK • SYSBOOT_LOCK • TABLE_LOCK • TABLE_PART_LOCK • TABLESPACE_LOCK • XML_PATH_LOCK • COL_TABLE_SERIALIZE_LOCK

Table 327. Information returned by the SNAPLOCK administrative view and the SNAP_GET_LOCK table function (continued)

Column name	Data type	Description or corresponding monitor element
LOCK_MODE	VARCHAR(10)	lock_mode - Lock mode. This interface returns a text identifier based on the defines in sqlmon.h and is one of: <ul style="list-style-type: none"> • IN • IS • IX • NON (if no lock) • NS • NW • S • SIX • U • X • Z
LOCK_STATUS	VARCHAR(10)	lock_status - Lock status. This interface returns a text identifier based on the defines in sqlmon.h and is one of: <ul style="list-style-type: none"> • CONV • GRNT
LOCK_ESCALATION	SMALLINT	lock_escalation - Lock escalation
TABNAME	VARCHAR(128)	table_name - Table name
TABSCHEMA	VARCHAR(128)	table_schema - Table schema name
TBSP_NAME	VARCHAR(128)	tablespace_name - Table space name
LOCK_ATTRIBUTES	VARCHAR(128)	lock_attributes - Lock attributes. This interface returns a text identifier based on the defines in sqlmon.h. If there are no locks, the text identifier is NONE, otherwise, it is any combination of the following separated by a '+' sign: <ul style="list-style-type: none"> • ALLOW_NEW • DELETE_IN_BLOCK • ESCALATED • INSERT • NEW_REQUEST • RR • RR_IN_BLOCK • UPDATE_DELETE • WAIT_FOR_AVAIL
LOCK_COUNT	BIGINT	lock_count - Lock count

Table 327. Information returned by the SNAPLOCK administrative view and the SNAP_GET_LOCK table function (continued)

Column name	Data type	Description or corresponding monitor element
LOCK_CURRENT_MODE	VARCHAR(10)	lock_current_mode - Original lock mode before conversion. This interface returns a text identifier based on the defines in sqlmon.h and is one of: <ul style="list-style-type: none"> • IN • IS • IX • NON (if no lock) • NS • NW • S • SIX • U • X • Z
LOCK_HOLD_COUNT	BIGINT	lock_hold_count - Lock hold count
LOCK_NAME	VARCHAR(32)	lock_name - Lock name
LOCK_RELEASE_FLAGS	BIGINT	lock_release_flags - Lock release flags
DATA_PARTITION_ID	INTEGER	data_partition_id - Data Partition identifier. For a non-partitioned table, this element is NULL.
DBPARTITIONNUM	SMALLINT	dbpartitionnum - Database partition number monitor element
MEMBER	SMALLINT	member - Database member monitor element

SNAPLOCKWAIT administrative view and SNAP_GET_LOCKWAIT table function - Retrieve lockwait logical data group snapshot information

The SNAPLOCKWAIT administrative view and the SNAP_GET_LOCKWAIT table function return snapshot information about lock waits, in particular, the lockwait logical data group.

Note: This administrative view and table function have been deprecated and replaced by the “[MON_LOCKWAITS administrative view - Retrieve metrics for applications that are waiting to obtain locks](#)” on page 382 and the “[MON_GET_APPL_LOCKWAIT - Get information about locks for which an application is waiting](#)” on page 503, “[MON_GET_LOCKS - List all locks in the currently connected database](#)” on page 628, and “[MON_FORMAT_LOCK_NAME - Format the internal lock name and return details](#)” on page 420.

Depending on if you are using the administrative view or the table function, refer to one of the following sections:

- “[SNAPLOCKWAIT administrative view](#)” on page 1534
- “[SNAP_GET_LOCKWAIT table function](#)” on page 1534

SNAPLOCKWAIT administrative view

This administrative view allows you to retrieve lockwait logical data group snapshot information for the currently connected database.

Used with the SNAPLOCK administrative view, the SNAPLOCKWAIT administrative view provides information equivalent to the **GET SNAPSHOT FOR LOCKS ON database-alias** CLP command.

The schema is SYSIBMADM.

Refer to [Table 328 on page 1536](#) for a complete list of information that can be returned.

Authorization

One of the following authorizations is required:

- SELECT privilege on the SNAPLOCKWAIT administrative view
- CONTROL privilege on the SNAPLOCKWAIT administrative view
- DATAACCESS authority

One of the following is required to use the table function:

- EXECUTE privilege on the SNAP_GET_LOCKWAIT table function
- DATAACCESS authority

In addition, to access snapshot monitor data, one of the following authorities is also required:

- SYSMON
- SYSCTRL
- SYSMAINT
- SYSADM

Default PUBLIC privilege

In a non-restrictive database, SELECT privilege is granted to PUBLIC when the view is automatically created.

Example

Retrieve lock wait information for database member 0 for the currently connected database.

```
SELECT AGENT_ID, LOCK_MODE, LOCK_OBJECT_TYPE, AGENT_ID_HOLDING_LK,  
       LOCK_MODE_REQUESTED FROM SYSIBMADM.SNAPLOCKWAIT  
WHERE DBPARTITIONNUM = 0
```

The following is an example of output from this query.

```
AGENT_ID    LOCK_MODE  LOCK_OBJECT_TYPE  ...  
-----  
          7 IX          TABLE          ...
```

1 record(s) selected.

Output from this query (continued).

```
... AGENT_ID_HOLDING_LK  LOCK_MODE_REQUESTED  
... -----  
...                   12 IS
```

SNAP_GET_LOCKWAIT table function

The SNAP_GET_LOCKWAIT table function returns the same information as the SNAPLOCKWAIT administrative view, but allows you to retrieve the information for a specific database on a specific database member, aggregate of all database members or all database members.


```

AGENT_ID      LOCK_MODE  LOCK_OBJECT_TYPE  ...
-----
12 X          ROW_LOCK  ...

1 record(s) selected.

```

Output from this query (continued).

```

... AGENT_ID_HOLDING_LK  LOCK_MODE_REQUESTED
... -----
...                      7 X

```

Usage note

To see lock wait information, you must first turn on the default LOCK monitor switch in the database manager configuration. To have the change take effect immediately explicitly attach to the instance using CLP and then issue the CLP command:

```
UPDATE DATABASE MANAGER CONFIGURATION CLP USING DFT_MON_LOCK ON
```

The default setting can also be turned on through the ADMIN_CMD stored procedure. For example:

```
CALL SYSPROC.ADMIN_CMD('update dbm cfg using DFT_MON_LOCK ON')
```

If the ADMIN_CMD stored procedure is used or if the clp command is used without having previously attached to the instance, the instance must be recycled before the change takes effect.

Information returned

Table 328. Information returned by the SNAPLOCKWAIT administrative view and the SNAP_GET_LOCKWAIT table function

Column name	Data type	Description or corresponding monitor element
SNAPSHOT_TIMESTAMP	TIMESTAMP	The date and time that the snapshot was taken.
AGENT_ID	BIGINT	agent_id - Application handle (agent ID)
SUBSECTION_NUMBER	BIGINT	ss_number - Subsection number
LOCK_MODE	VARCHAR(10)	lock_mode - Lock mode. This interface returns a text identifier based on the defines in sqlmon.h and is one of: <ul style="list-style-type: none"> • IN • IS • IX • NON (if no lock) • NS • NW • S • SIX • U • X • Z

Table 328. Information returned by the SNAPLOCKWAIT administrative view and the SNAP_GET_LOCKWAIT table function (continued)

Column name	Data type	Description or corresponding monitor element
LOCK_OBJECT_TYPE	VARCHAR(18)	lock_object_type - Lock object type waited on. This interface returns a text identifier based on the defines in sqlmon.h and is one of: <ul style="list-style-type: none"> • AUTORESIZE_LOCK • AUTOSTORAGE_LOCK • BLOCK_LOCK • EOT_LOCK • INPLACE_REORG_LOCK • INTERNAL_LOCK • INTERNALB_LOCK • INTERNALC_LOCK • INTERNALJ_LOCK • INTERNALL_LOCK • INTERNALO_LOCK • INTERNALQ_LOCK • INTERNALP_LOCK • INTERNALS_LOCK • INTERNALT_LOCK • INTERNALV_LOCK • KEYVALUE_LOCK • ROW_LOCK • SYSBOOT_LOCK • TABLE_LOCK • TABLE_PART_LOCK • TABLESPACE_LOCK • XML_PATH_LOCK
AGENT_ID_HOLDING_LK	BIGINT	agent_id_holding_lock - Agent ID holding lock
LOCK_WAIT_START_TIME	TIMESTAMP	lock_wait_start_time - Lock wait start timestamp

Table 328. Information returned by the SNAPLOCKWAIT administrative view and the SNAP_GET_LOCKWAIT table function (continued)

Column name	Data type	Description or corresponding monitor element
LOCK_MODE_REQUESTED	VARCHAR(10)	lock_mode_requested - Lock mode requested. This interface returns a text identifier based on the defines in sqlmon.h and is one of: <ul style="list-style-type: none"> • IN • IS • IX • NON (if no lock) • NS • NW • S • SIX • U • X • Z
LOCK_ESCALATION	SMALLINT	lock_escalation - Lock escalation
TABNAME	VARCHAR(128)	table_name - Table name
TABSCHEMA	VARCHAR(128)	table_schema - Table schema name
TBSP_NAME	VARCHAR(128)	tablespace_name - Table space name
APPL_ID_HOLDING_LK	VARCHAR(128)	appl_id_holding_lk - Application ID holding lock
LOCK_ATTRIBUTES	VARCHAR(128)	lock_attributes - Lock attributes. This interface returns a text identifier based on the defines in sqlmon.h. If there are no locks, the text identifier is NONE, otherwise, it is any combination of the following separated by a '+' sign: <ul style="list-style-type: none"> • ALLOW_NEW • DELETE_IN_BLOCK • ESCALATED • INSERT • NEW_REQUEST • RR • RR_IN_BLOCK • UPDATE_DELETE • WAIT_FOR_AVAIL

Table 328. Information returned by the SNAPLOCKWAIT administrative view and the SNAP_GET_LOCKWAIT table function (continued)

Column name	Data type	Description or corresponding monitor element
LOCK_CURRENT_MODE	VARCHAR(10)	lock_current_mode - Original lock mode before conversion. This interface returns a text identifier based on the defines in sqlmon.h and is one of: <ul style="list-style-type: none"> • IN • IS • IX • NON (if no lock) • NS • NW • S • SIX • U • X • Z
LOCK_NAME	VARCHAR(32)	lock_name - Lock name
LOCK_RELEASE_FLAGS	BIGINT	lock_release_flags - Lock release flags.
DATA_PARTITION_ID	INTEGER	data_partition_id - Data Partition identifier. For a non-partitioned table, this element is NULL.
DBPARTITIONNUM	SMALLINT	dbpartitionnum - Database partition number monitor element
MEMBER	SMALLINT	member - Database member monitor element

SNAPDB administrative view and SNAP_GET_DB table function - Retrieve snapshot information from the dbase logical group

The SNAPDB administrative view and the SNAP_GET_DB table function return snapshot information from the database (dbase) logical group.

Important: The SNAPDB administrative view and SNAP_GET_DB table function are deprecated and have been replaced by the [“MON_GET_DATABASE table function - Get database metrics”](#) on page 571 and [“MON_GET_TRANSACTION_LOG table function - Get log information”](#) on page 843.

Depending on if you are using the administrative view or the table function, refer to one of the following sections:

- [“SNAPDB administrative view”](#) on page 1539
- [“SNAP_GET_DB table function”](#) on page 1541

SNAPDB administrative view

This administrative view allows you to retrieve snapshot information from the dbase logical group for the currently connected database.

Used in conjunction with ADMIN_GET_STORAGE_PATHS table function, MON_GET_MEMORY_POOL, MON_GET_TRANSACTION_LOG, and MON_GET_HADR, the SNAPDB administrative view provides information equivalent to the **GET SNAPSHOT FOR DATABASE on database-alias** CLP command.

The schema is SYSIBMADM.

Refer to [Table 329 on page 1543](#) for a complete list of information that is returned.

Authorization

One of the following authorizations is required to use the view:

- SELECT privilege on the SNAPDB administrative view
- CONTROL privilege on the SNAPDB administrative view
- DATAACCESS authority
- DBADM authority
- SQLADM authority
- ACCESSCTRL authority
- SECADM authority

One of the following is required to use the table function:

- EXECUTE privilege on the SNAP_GET_DB table function
- DATAACCESS authority
- DBADM authority
- SQLADM authority

In addition, to access snapshot monitor data, one of the following authorities is also required:

- SYSMON
- SYSCTRL
- SYSMAINT
- SYSADM

Default PUBLIC privilege

In a non-restrictive database, SELECT privilege is granted to PUBLIC when the view is automatically created.

Examples

Retrieve the status, platform, location, and connect time for all database members of the currently connected database.

```
SELECT SUBSTR(DB_NAME, 1, 20) AS DB_NAME, DB_STATUS, SERVER_PLATFORM,
       DB_LOCATION, DB_CONN_TIME, DBPARTITIONNUM
FROM SYSIBMADM.SNAPDB ORDER BY DBPARTITIONNUM
```

The following is an example of output from this query.

DB_NAME	DB_STATUS	SERVER_PLATFORM	DB_LOCATION	...
TEST	ACTIVE	AIX64	LOCAL	...
TEST	ACTIVE	AIX64	LOCAL	...
TEST	ACTIVE	AIX64	LOCAL	...

3 record(s) selected.

Output from this query (continued).

...	DB_CONN_TIME	DBPARTITIONNUM
...

```

... 2006-01-08-16.48.30.665477      0
... 2006-01-08-16.48.34.005328      1
... 2006-01-08-16.48.34.007937      2

```

This routine can be used by calling the following on the command line:

```

SELECT TOTAL_OLAP_FUNCS, OLAP_FUNC_OVERFLOWS, ACTIVE_OLAP_FUNCS
FROM SYSIBMADM.SNAPDB

TOTAL_OLAP_FUNCS      OLAP_FUNC_OVERFLOWS      ACTIVE_OLAP_FUNCS
-----
              7              2              1

1 record(s) selected.

```

After running a workload, a user can use the following query:

```

SELECT STATS_CACHE_SIZE, STATS_FABRICATIONS, SYNC_RUNSTATS,
ASYNC_RUNSTATS, STATS_FABRICATE_TIME, SYNC_RUNSTATS_TIME
FROM SYSIBMADM.SNAPDB

STATS_CACHE_SIZE      STATS_FABRICATIONS      SYNC_RUNSTATS      ASYNC_RUNSTATS      ...
-----
              128              2              1              0      ...

... STATS_FABRICATE_TIME      SYNC_RUNSTATS_TIME
...
...              10              100

1 record(s) selected.

```

SNAP_GET_DB table function

The SNAP_GET_DB table function returns the same information as the SNAPDB administrative view.

Used in conjunction with the ADMIN_GET_STORAGE_PATHS table function, MON_GET_MEMORY_POOL, MON_GET_TRANSACTION_LOG, and MON_GET_HADR table functions, the SNAP_GET_DB table function provides information equivalent to the **GET SNAPSHOT FOR ALL DATABASES** CLP command.

Refer to [Table 329 on page 1543](#) for a complete list of information that is returned.

Syntax

```

▶▶ SNAP_GET_DB ( ( — dbname , member ) ) ▶▶

```

The schema is SYSPROC.

Table function parameters

dbname

An input argument of type VARCHAR(128) that specifies a valid database name in the same instance as the currently connected database. Specify a database name that has a directory entry type of either "Indirect" or "Home", as returned by the **LIST DATABASE DIRECTORY** command. Specify an empty string to take the snapshot from the currently connected database. Specify a NULL value to take the snapshot from all databases within the same instance as the currently connected database.

member

An optional input argument of type INTEGER that specifies a valid database member number. Specify -1 for the current database member, or -2 for an aggregate of all active database members. If *dbname* is not set to NULL and *member* is set to NULL, -1 is set implicitly for *member*. If this input option is not used, that is, only *dbname* is provided, data is returned from all active database members. An active database member is a member where the database is available for connection and use by applications.

If both *dbname* and *member* are set to NULL, an attempt is made to read data from the file created by SNAP_WRITE_FILE procedure. Note that this file could have been created at any time, which means that the data might not be current. If a file with the corresponding snapshot API request type does not exist, then the SNAP_GET_DB table function takes a snapshot for the currently connected database and database member number.

Authorization

One of the following authorizations is required:

- EXECUTE privilege on the SNAP_GET_DB table function
- DATAACCESS authority

In addition, to access snapshot monitor data, one of the following authorities is also required:

- SYSMON
- SYSCTRL
- SYSMANT
- SYSADM

Default PUBLIC privilege

In a non-restrictive database, EXECUTE privilege is granted to PUBLIC when the function is automatically created.

Examples

Example 1: Retrieve the status, platform, location, and connect time as an aggregate view across all database members of the currently connected database.

```
SELECT SUBSTR(DB_NAME, 1, 20) AS DB_NAME, DB_STATUS, SERVER_PLATFORM,
       DB_LOCATION, DB_CONN_TIME FROM TABLE(SNAP_GET_DB(' ', -2)) AS T
```

The following is an example of output from this query.

```
DB_NAME      DB_STATUS    SERVER_PLATFORM ...
-----
SAMPLE      ACTIVE       AIX64           ...

1 record(s) selected.
```

Output from this query (continued).

```
... DB_LOCATION  DB_CONN_TIME
... -----
... LOCAL       2005-07-24-22.09.22.013196
```

Example 2: Retrieve the status, platform, location, and connect time as an aggregate view across all database members for all active databases in the same instance that contains the currently connected database.

```
SELECT SUBSTR(DB_NAME, 1, 20) AS DB_NAME, DB_STATUS, SERVER_PLATFORM,
       DB_LOCATION, DB_CONN_TIME
FROM TABLE(SNAP_GET_DB(CAST (NULL AS VARCHAR(128)), -2)) AS T
```

The following is an example of output from this query.

```
DB_NAME      DB_STATUS    SERVER_PLATFORM ...
-----
TOOLSDB     ACTIVE       AIX64           ...
SAMPLE     ACTIVE       AIX64           ...
```

Output from this query (continued).

```

... DB_LOCATION  DB_CONN_TIME
... -----
... LOCAL      2005-07-24-22.26.54.396335
... LOCAL      2005-07-24-22.09.22.013196

```

Example 3: This routine can be used by calling the following on the command line:

When connected to a database:

```

SELECT TOTAL_OLAP_FUNCS, OLAP_FUNC_OVERFLOWS, ACTIVE_OLAP_FUNCS
FROM TABLE (SNAP_GET_DB('', 0)) AS T

```

The output will look like:

```

TOTAL_OLAP_FUNCS  OLAP_FUNC_OVERFLOWS  ACTIVE_OLAP_FUNCS
-----
                7                2                1

```

1 record(s) selected.

Example 4: After running a workload, a user can use the following query with the table function.

```

SELECT STATS_CACHE_SIZE, STATS_FABRICATIONS, SYNC_RUNSTATS,
ASYNC_RUNSTATS, STATS_FABRICATE_TIME, SYNC_RUNSTATS_TIME
FROM TABLE (SNAP_GET_DB('mytestdb', -1)) AS SNAPDB

```

```

STATS_CACHE_SIZE  STATS_FABRICATIONS  SYNC_RUNSTATS  ASYNC_RUNSTATS  ...
-----
                200                1                2                0 ...

```

Continued

```

...STATS_FABRICATE_TIME  SYNC_RUNSTATS_TIME
-----
...                2                32

```

1 record(s) selected.

Example 5: The following example shows how you can use the SNAP_GET_DB table function to determine the status of a database:

```

SELECT SUBSTR
(DB_NAME, 1, 20) AS DB_NAME, DB_STATUS
FROM table(SNAP_GET_DB('hadrdB', 0))

```

```

DB_NAME          DB_STATUS
-----
HADRDDB          ACTIVE_STANDBY

```

Information returned

<i>Table 329. Information returned by the SNAPDB administrative view and SNAP_GET_DB table function</i>		
Column name	Data type	Description or corresponding monitor element
SNAPSHOT_TIMESTAMP	TIMESTAMP	The date and time that the snapshot was taken.
DB_NAME	VARCHAR(128)	db_name - Database name
DB_PATH	VARCHAR(1024)	db_path - Database path
INPUT_DB_ALIAS	VARCHAR(128)	input_db_alias - Input database alias

Table 329. Information returned by the SNAPDB administrative view and SNAP_GET_DB table function (continued)

Column name	Data type	Description or corresponding monitor element
DB_STATUS	VARCHAR(16)	db_status - Status of database. This interface returns a text identifier based on defines in sqlmon.h, and is one of: <ul style="list-style-type: none"> • ACTIVE • QUIESCE_PEND • QUIESCED • ROLLFWD • ACTIVE_STANDBY - the HADR database is in a standby mode with reads on standby enabled. • STANDBY - the HADR database is in standby mode (reads on standby are not enabled).
CATALOG_PARTITION	SMALLINT	catalog_node - Catalog database partition number
CATALOG_PARTITION_NAME	VARCHAR(128)	catalog_node_name - Catalog database partition network name

Table 329. Information returned by the SNAPDB administrative view and SNAP_GET_DB table function (continued)

Column name	Data type	Description or corresponding monitor element
SERVER_PLATFORM	VARCHAR(12)	<p>server_platform - Server operating system. This interface returns a text identifier based on defines in sqlmon.h, and is one of:</p> <ul style="list-style-type: none"> • AIX • AIX64 • AS400_DRDA • DOS • DYNIX • HP • HP64 • HPIA • HPIA64 • LINUX • LINUX390 • LINUXIA64 • LINUXPPC • LINUXPPC64 • LINUXX8664 • LINUXZ64 • MAC • MVS_DRDA • NT • NT64 • OS2 • OS390 • SCO • SGI • SNI • SUN • SUN64 • UNKNOWN • UNKNOWN_DRDA • VM_DRDA • VSE_DRDA • WINDOWS

Table 329. Information returned by the SNAPDB administrative view and SNAP_GET_DB table function (continued)

Column name	Data type	Description or corresponding monitor element
DB_LOCATION	VARCHAR(12)	db_location - Database location. This interface returns a text identifier based on defines in sqlmon.h, and is one of: <ul style="list-style-type: none"> • LOCAL • REMOTE
DB_CONN_TIME	TIMESTAMP	db_conn_time - Database activation timestamp
LAST_RESET	TIMESTAMP	last_reset - Last reset timestamp
LAST_BACKUP	TIMESTAMP	last_backup - Last backup timestamp
CONNECTIONS_TOP	BIGINT	connections_top - Maximum number of concurrent connections
TOTAL_CONS	BIGINT	total_cons - Connects since database activation
TOTAL_SEC_CONS	BIGINT	total_sec_cons - Secondary connections
APPLS_CUR_CONS	BIGINT	appls_cur_cons - Applications connected currently
APPLS_IN_DB2	BIGINT	appls_in_db2 - Applications executing in the database currently
NUM_ASSOC_AGENTS	BIGINT	num_assoc_agents - Number of associated agents
AGENTS_TOP	BIGINT	agents_top - Number of agents created
COORD_AGENTS_TOP	BIGINT	coord_agents_top - Maximum number of coordinating agents
LOCKS_HELD	BIGINT	locks_held - Locks held
LOCK_WAITS	BIGINT	lock_waits - Lock waits
LOCK_WAIT_TIME	BIGINT	lock_wait_time - Time waited on locks
LOCK_LIST_IN_USE	BIGINT	lock_list_in_use - Total lock list memory in use
DEADLOCKS	BIGINT	deadlocks - Deadlocks detected
LOCK_ESCALS	BIGINT	lock_escals - Number of lock escalations
X_LOCK_ESCALS	BIGINT	x_lock_escals - Exclusive lock escalations
LOCKS_WAITING	BIGINT	locks_waiting - Current agents waiting on locks
LOCK_TIMEOUTS	BIGINT	lock_timeouts - Number of lock timeouts
NUM_INDOUBT_TRANS	BIGINT	num_indoubt_trans - Number of indoubt transactions
SORT_HEAP_ALLOCATED	BIGINT	sort_heap_allocated - Total sort heap allocated

Table 329. Information returned by the SNAPDB administrative view and SNAP_GET_DB table function (continued)

Column name	Data type	Description or corresponding monitor element
SORT_SHRHEAP_ALLOCATED	BIGINT	sort_shrheap_allocated - Sort share heap currently allocated
SORT_SHRHEAP_TOP	BIGINT	sort_shrheap_top - Sort share heap high water mark
POST_SHRTHRESHOLD_SORTS	BIGINT	post_shrthreshold_sorts - Post shared threshold sorts
TOTAL_SORTS	BIGINT	total_sorts - Total sorts
TOTAL_SORT_TIME	BIGINT	total_sort_time - Total sort time
SORT_OVERFLOWS	BIGINT	sort_overflows - Sort overflows
ACTIVE_SORTS	BIGINT	active_sorts - Active sorts
POOL_DATA_L_READS	BIGINT	pool_data_l_reads - Buffer pool data logical reads
POOL_DATA_P_READS	BIGINT	pool_data_p_reads - Buffer pool data physical reads
POOL_TEMP_DATA_L_READS	BIGINT	pool_temp_data_l_reads - Buffer pool temporary data logical reads
POOL_TEMP_DATA_P_READS	BIGINT	pool_temp_data_p_reads - Buffer pool temporary data physical reads
POOL_ASYNC_DATA_READS	BIGINT	pool_async_data_reads - Buffer pool asynchronous data reads
POOL_DATA_WRITES	BIGINT	pool_data_writes - Buffer pool data writes
POOL_ASYNC_DATA_WRITES	BIGINT	pool_async_data_writes - Buffer pool asynchronous data writes
POOL_INDEX_L_READS	BIGINT	pool_index_l_reads - Buffer pool index logical reads
POOL_INDEX_P_READS	BIGINT	pool_index_p_reads - Buffer pool index physical reads
POOL_TEMP_INDEX_L_READS	BIGINT	pool_temp_index_l_reads - Buffer pool temporary index logical reads
POOL_TEMP_INDEX_P_READS	BIGINT	pool_temp_index_p_reads - Buffer pool temporary index physical reads
POOL_ASYNC_INDEX_READS	BIGINT	pool_async_index_reads - Buffer pool asynchronous index reads
POOL_INDEX_WRITES	BIGINT	pool_index_writes - Buffer pool index writes
POOL_ASYNC_INDEX_WRITES	BIGINT	pool_async_index_writes - Buffer pool asynchronous index writes
POOL_XDA_P_READS	BIGINT	pool_xda_p_reads - Buffer Pool XDA Data Physical Reads

Table 329. Information returned by the SNAPDB administrative view and SNAP_GET_DB table function (continued)

Column name	Data type	Description or corresponding monitor element
POOL_XDA_L_READS	BIGINT	pool_xda_l_reads - Buffer Pool XDA Data Logical Reads
POOL_XDA_WRITES	BIGINT	pool_xda_writes - Buffer Pool XDA Data Writes
POOL_ASYNC_XDA_READS	BIGINT	pool_async_xda_reads - Buffer Pool Asynchronous XDA Data Reads
POOL_ASYNC_XDA_WRITES	BIGINT	pool_async_xda_writes - Buffer Pool Asynchronous XDA Data Writes
POOL_TEMP_XDA_P_READS	BIGINT	pool_temp_xda_p_reads - Buffer Pool Temporary XDA Data Physical Reads monitor element
POOL_TEMP_XDA_L_READS	BIGINT	pool_temp_xda_l_reads - Buffer Pool Temporary XDA Data Logical Reads
POOL_READ_TIME	BIGINT	pool_read_time - Total buffer pool physical read time
POOL_WRITE_TIME	BIGINT	pool_write_time - Total buffer pool physical write time
POOL_ASYNC_READ_TIME	BIGINT	pool_async_read_time - Buffer pool asynchronous read time
POOL_ASYNC_WRITE_TIME	BIGINT	pool_async_write_time - Buffer pool asynchronous write time
POOL_ASYNC_DATA_READ_REQS	BIGINT	pool_async_data_read_reqs - Buffer pool asynchronous read requests
POOL_ASYNC_INDEX_READ_REQS	BIGINT	pool_async_index_read_reqs - Buffer pool asynchronous index read requests
POOL_ASYNC_XDA_READ_REQS	BIGINT	pool_async_xda_read_reqs - Buffer Pool Asynchronous XDA Read Requests
POOL_NO_VICTIM_BUFFER	BIGINT	pool_no_victim_buffer - Buffer pool no victim buffers
POOL_LSN_GAP_CLNS	BIGINT	pool_lsn_gap_clns - Buffer pool log space cleaners triggered
POOL_DRTY_PG_STEAL_CLNS	BIGINT	pool_drty_pg_steal_clns - Buffer pool victim page cleaners triggered
POOL_DRTY_PG_THRSH_CLNS	BIGINT	pool_drty_pg_thrsh_clns - Buffer pool threshold cleaners triggered
PREFETCH_WAIT_TIME	BIGINT	prefetch_wait_time - Time waited for prefetch
UNREAD_PREFETCH_PAGES	BIGINT	unread_prefetch_pages - Unread prefetch pages
DIRECT_READS	BIGINT	direct_reads - Direct reads from database

Table 329. Information returned by the SNAPDB administrative view and SNAP_GET_DB table function (continued)

Column name	Data type	Description or corresponding monitor element
DIRECT_WRITES	BIGINT	direct_writes - Direct writes to database
DIRECT_READ_REQS	BIGINT	direct_read_reqs - Direct read requests
DIRECT_WRITE_REQS	BIGINT	direct_write_reqs - Direct write requests
DIRECT_READ_TIME	BIGINT	direct_read_time - Direct read time
DIRECT_WRITE_TIME	BIGINT	direct_write_time - Direct write time
FILES_CLOSED	BIGINT	files_closed - Database files closed
ELAPSED_EXEC_TIME_S	BIGINT	elapsed_exec_time - Statement execution elapsed time
ELAPSED_EXEC_TIME_MS	BIGINT	elapsed_exec_time - Statement execution elapsed time
COMMIT_SQL_STMTS	BIGINT	commit_sql_stmts - Commit statements attempted
ROLLBACK_SQL_STMTS	BIGINT	rollback_sql_stmts - Rollback statements attempted
DYNAMIC_SQL_STMTS	BIGINT	dynamic_sql_stmts - Dynamic SQL statements attempted
STATIC_SQL_STMTS	BIGINT	static_sql_stmts - Static SQL statements attempted
FAILED_SQL_STMTS	BIGINT	failed_sql_stmts - Failed statement operations
SELECT_SQL_STMTS	BIGINT	select_sql_stmts - Select SQL statements executed
UID_SQL_STMTS	BIGINT	uid_sql_stmts - UPDATE/INSERT/DELETE SQL statements executed
DDL_SQL_STMTS	BIGINT	ddl_sql_stmts - Data definition language (DDL) SQL statements
INT_AUTO_REBINDS	BIGINT	int_auto_rebinds - Internal automatic rebinds
INT_ROWS_DELETED	BIGINT	int_rows_deleted - Internal rows deleted
INT_ROWS_INSERTED	BIGINT	int_rows_inserted - Internal rows inserted
INT_ROWS_UPDATED	BIGINT	int_rows_updated - Internal rows updated
INT_COMMITS	BIGINT	int_commits - Internal commits
INT_ROLLBACKS	BIGINT	int_rollback - Internal rollbacks
INT_DEADLOCK_ROLLBACKS	BIGINT	int_deadlock_rollback - Internal rollbacks due to deadlock
ROWS_DELETED	BIGINT	rows_deleted - Rows deleted
ROWS_INSERTED	BIGINT	rows_inserted - Rows inserted

Table 329. Information returned by the SNAPDB administrative view and SNAP_GET_DB table function (continued)

Column name	Data type	Description or corresponding monitor element
ROWS_UPDATED	BIGINT	rows_updated - Rows updated
ROWS_SELECTED	BIGINT	rows_selected - Rows selected
ROWS_READ	BIGINT	rows_read - Rows read
BINDS_PRECOMPILES	BIGINT	binds_precompiles - Binds/precompiles attempted
TOTAL_LOG_AVAILABLE	BIGINT	total_log_available - Total log available
TOTAL_LOG_USED	BIGINT	total_log_used - Total log space used
SEC_LOG_USED_TOP	BIGINT	sec_log_used_top - Maximum secondary log space used
TOT_LOG_USED_TOP	BIGINT	tot_log_used_top - Maximum total log space used
SEC_LOGS_ALLOCATED	BIGINT	sec_logs_allocated - Secondary logs allocated currently
LOG_READS	BIGINT	log_reads - Number of log pages read
LOG_READ_TIME_S	BIGINT	log_read_time - Log read time
LOG_READ_TIME_NS	BIGINT	log_read_time - Log read time
LOG_WRITES	BIGINT	log_writes - Number of log pages written
LOG_WRITE_TIME_S	BIGINT	log_write_time - Log write time
LOG_WRITE_TIME_NS	BIGINT	log_write_time - Log write time
NUM_LOG_WRITE_IO	BIGINT	num_log_write_io - Number of log writes
NUM_LOG_READ_IO	BIGINT	num_log_read_io - Number of log reads
NUM_LOG_PART_PAGE_IO	BIGINT	num_log_part_page_io - Number of partial log page writes
NUM_LOG_BUFFER_FULL	BIGINT	num_log_buffer_full - Number of full log buffers
NUM_LOG_DATA_FOUND_IN_BUFFER	BIGINT	num_log_data_found_in_buffer - Number of log data found in buffer
APPL_ID_OLDEST_XACT	BIGINT	appl_id_oldest_xact - Application with oldest transaction
LOG_TO_REDO_FOR_RECOVERY	BIGINT	log_to_redo_for_recovery - Amount of log to be redone for recovery
LOG_HELD_BY_DIRTY_PAGES	BIGINT	log_held_by_dirty_pages - Amount of log space accounted for by dirty pages
PKG_CACHE_LOOKUPS	BIGINT	pkg_cache_lookups - Package cache lookups
PKG_CACHE_INSERTS	BIGINT	pkg_cache_inserts - Package cache inserts

Table 329. Information returned by the SNAPDB administrative view and SNAP_GET_DB table function (continued)

Column name	Data type	Description or corresponding monitor element
PKG_CACHE_NUM_OVERFLOWS	BIGINT	pkg_cache_num_overflows - Package cache overflows
PKG_CACHE_SIZE_TOP	BIGINT	pkg_cache_size_top - Package cache high water mark
APPL_SECTION_LOOKUPS	BIGINT	appl_section_lookups - Section lookups
APPL_SECTION_INSERTS	BIGINT	appl_section_inserts - Section inserts
CAT_CACHE_LOOKUPS	BIGINT	cat_cache_lookups - Catalog cache lookups
CAT_CACHE_INSERTS	BIGINT	cat_cache_inserts - Catalog cache inserts
CAT_CACHE_OVERFLOWS	BIGINT	cat_cache_overflows - Catalog cache overflows
CAT_CACHE_SIZE_TOP	BIGINT	cat_cache_size_top - Catalog cache high water mark
PRIV_WORKSPACE_SIZE_TOP	BIGINT	priv_workspace_size_top - Maximum private workspace size
PRIV_WORKSPACE_NUM_OVERFLOWS	BIGINT	priv_workspace_num_overflows - Private workspace overflows
PRIV_WORKSPACE_SECTION_INSERTS	BIGINT	priv_workspace_section_inserts - Private workspace section inserts
PRIV_WORKSPACE_SECTION_LOOKUPS	BIGINT	priv_workspace_section_lookups - Private workspace section lookups
SHR_WORKSPACE_SIZE_TOP	BIGINT	shr_workspace_size_top - Maximum shared workspace size
SHR_WORKSPACE_NUM_OVERFLOWS	BIGINT	shr_workspace_num_overflows - Shared workspace overflows
SHR_WORKSPACE_SECTION_INSERTS	BIGINT	shr_workspace_section_inserts - Shared workspace section inserts
SHR_WORKSPACE_SECTION_LOOKUPS	BIGINT	shr_workspace_section_lookups - Shared workspace section lookups
TOTAL_HASH_JOINS	BIGINT	total_hash_joins - Total hash joins
TOTAL_HASH_LOOPS	BIGINT	total_hash_loops - Total hash loops
HASH_JOIN_OVERFLOWS	BIGINT	hash_join_overflows - Hash join overflows
HASH_JOIN_SMALL_OVERFLOWS	BIGINT	hash_join_small_overflows - Hash join small overflows
POST_SHRTHRESHOLD_HASH_JOINS	BIGINT	post_shrthreshold_hash_joins - Post threshold hash joins
ACTIVE_HASH_JOINS	BIGINT	active_hash_joins - Active hash joins
NUM_DB_STORAGE_PATHS	BIGINT	num_db_storage_paths - Number of automatic storage paths

Table 329. Information returned by the SNAPDB administrative view and SNAP_GET_DB table function (continued)

Column name	Data type	Description or corresponding monitor element
DBPARTITIONNUM	SMALLINT	dbpartitionnum - Database partition number monitor element
SMALLEST_LOG_AVAIL_NODE	INTEGER	smallest_log_avail_node - Node with least available log space
TOTAL_OLAP_FUNCS	BIGINT	total_olap_funcs - Total OLAP functions
OLAP_FUNC_OVERFLOWS	BIGINT	olap_func_overflows - OLAP function overflows
ACTIVE_OLAP_FUNCS	BIGINT	active_olap_funcs - Active OLAP functions
STATS_CACHE_SIZE	BIGINT	stats_cache_size - Size of statistics cache
STATS_FABRICATIONS	BIGINT	stats_fabrications - Total number of statistics fabrications
SYNC_RUNSTATS	BIGINT	sync_runstats - Total number of synchronous RUNSTATS activities
ASYNCRUNSTATS	BIGINT	async_runstats - Total number of asynchronous RUNSTATS requests
STATS_FABRICATE_TIME	BIGINT	stats_fabricate_time - Total time spent on statistics fabrication activities
SYNC_RUNSTATS_TIME	BIGINT	sync_runstats_time - Total time spent on synchronous RUNSTATS activities
NUM_THRESHOLD_VIOLATIONS	BIGINT	num_threshold_violations - Number of threshold violations
MEMBER	SMALLINT	member - Database member monitor element

SNAPUTIL administrative view and SNAP_GET_UTIL table function - Retrieve utility_info logical data group snapshot information

The SNAPUTIL administrative view and the SNAP_GET_UTIL table function return snapshot information about the utilities from the utility_info logical data group.

Important: The SNAPUTIL administrative view and the SNAP_GET_UTIL table function are deprecated and have been replaced by the [“MON_GET_UTILITY table function - Get utilities running on the database” on page 885](#).

Depending on if you are using the administrative view or the table function, refer to one of the following sections:

- [“SNAPUTIL administrative view” on page 1552](#)
- [“SNAP_GET_UTIL table function” on page 1554](#)

SNAPUTIL administrative view

Used in conjunction with the SNAPUTIL_PROGRESS administrative view, the SNAPUTIL administrative view provides the same information as the **LIST UTILITIES SHOW DETAIL CLP** command.

The schema is SYSIBMADM.

Refer to [Table 330 on page 1555](#) for a complete list of information that can be returned.

Authorization

One of the following authorizations is required to use the view:

- SELECT privilege on the SNAPUTIL administrative view
- CONTROL privilege on the SNAPUTIL administrative view
- DATAACCESS authority
- DBADM authority
- SQLADM authority
- ACCESSCTRL authority
- SECADM authority

One of the following is required to use the table function:

- EXECUTE privilege on the SNAP_GET_UTIL table function
- DATAACCESS authority
- DBADM authority
- SQLADM authority

In addition, to access snapshot monitor data, one of the following authorities is also required:

- SYSMON
- SYSCTRL
- SYSMAINT
- SYSADM

Default PUBLIC privilege

In a non-restrictive database, SELECT privilege is granted to PUBLIC when the view is automatically created.

Example

Retrieve a list of utilities and their states on all database members for all active databases in the instance that contains the connected database.

```
SELECT UTILITY_TYPE, UTILITY_PRIORITY, SUBSTR(UTILITY_DESCRIPTION, 1, 72)
       AS UTILITY_DESCRIPTION, SUBSTR(UTILITY_DBNAME, 1, 17) AS
       UTILITY_DBNAME, UTILITY_STATE, UTILITY_INVOKER_TYPE, DBPARTITIONNUM
FROM SYSIBMADM.SNAPUTIL ORDER BY DBPARTITIONNUM
```

The following is an example of output from this query.

```
UTILITY_TYPE      UTILITY_PRIORITY ...
-----
LOAD              - ...
LOAD              - ...
LOAD              - ...

3 record(s) selected.
```

Output from this query (continued).

```
... UTILITY_DESCRIPTION ...
...
... ONLINE LOAD DEL AUTOMATIC INDEXING INSERT COPY NO TEST .LOADTEST ...
... ONLINE LOAD DEL AUTOMATIC INDEXING INSERT COPY NO TEST .LOADTEST ...
... ONLINE LOAD DEL AUTOMATIC INDEXING INSERT COPY NO TEST .LOADTEST ...
```

Output from this query (continued).

UTILITY_DBNAME	UTILITY_STATE	UTILITY_INVOKER_TYPE	DBPARTITIONNUM
SAMPLE	EXECUTE	USER	0
SAMPLE	EXECUTE	USER	1
SAMPLE	EXECUTE	USER	2

SNAP_GET_UTIL table function

The SNAP_GET_UTIL table function returns the same information as the SNAPUTIL administrative view, but allows you to retrieve the information for a specific database member, aggregate of all database members or all database members.

Used in conjunction with the SNAP_GET_UTIL_PROGRESS table function, the SNAP_GET_UTIL table function provides the same information as the **LIST UTILITIES SHOW DETAIL** CLP command.

Refer to [Table 330 on page 1555](#) for a complete list of information that can be returned.

Syntax

➔ SNAP_GET_UTIL (*member*) ➔

The schema is SYSPROC.

Table function parameter

member

An optional input argument of type INTEGER that specifies a valid database member number. Specify -1 for the current database member, or -2 for an aggregate of all active database members. If this input option is not used, data will be returned from all active database members. An active database member is a member where the database is available for connection and use by applications.

If *member* is set to NULL, an attempt is made to read data from the file created by SNAP_WRITE_FILE procedure. Note that this file could have been created at any time, which means that the data might not be current. If a file with the corresponding snapshot API request type does not exist, then the SNAP_GET_UTIL table function takes a snapshot for the currently connected database and database member number.

Authorization

One of the following authorizations is required:

- EXECUTE privilege on the SNAP_GET_UTIL table function
- DATAACCESS authority

In addition, to access snapshot monitor data, one of the following authorities is also required:

- SYSMON
- SYSCTRL
- SYSMAINT
- SYSADM

Default PUBLIC privilege

In a non-restrictive database, EXECUTE privilege is granted to PUBLIC when the function is automatically created.

Examples

Example 1: Retrieve a list of utility ids with their type and state for the currently connected database member on database SAMPLE.

```
SELECT UTILITY_ID, UTILITY_TYPE, UTILITY_STATE
FROM TABLE(SNAP_GET_UTIL(-1)) AS T WHERE UTILITY_DBNAME='SAMPLE'
```

The following is an example of output from this query:

```
UTILITY_ID      UTILITY_TYPE      STATE
-----
1 BACKUP        EXECUTE

1 record(s) selected.
```

Example 2: Retrieve a list of utility ids with their type, member number and database partition number for the currently connected database member.

```
SELECT UTILITY_ID, UTILITY_TYPE, MEMBER, DBPARTITIONNUM
FROM TABLE(SNAP_GET_UTIL(-1)) AS T
```

The following is an example of output from this query:

```
UTILITY_ID  UTILITY_TYPE      MEMBER  DBPARTITIONNUM
-----
2 BACKUP        2        2
```

Information returned

<i>Table 330. Information returned by the SNAPUTIL administrative view and the SNAP_GET_UTIL table function</i>		
Column name	Data type	Description or corresponding monitor element
SNAPSHOT_TIMESTAMP	TIMESTAMP	The date and time that the snapshot was taken.
UTILITY_ID	INTEGER	utility_id - Utility ID. Unique to a database partition.
UTILITY_TYPE	VARCHAR(26)	utility_type - Utility type. This interface returns a text identifier based on the defines in sqlmon.h.
UTILITY_PRIORITY	INTEGER	utility_priority - Utility priority. Priority if utility supports throttling, otherwise null.
UTILITY_DESCRIPTION	VARCHAR(2048)	utility_description - Utility description. Can be null.
UTILITY_DBNAME	VARCHAR(128)	utility_dbname - Database operated on by utility
UTILITY_START_TIME	TIMESTAMP	utility_start_time - Utility start time
UTILITY_STATE	VARCHAR(10)	utility_state - Utility state. This interface returns a text identifier based on the defines in sqlmon.h.

Table 330. Information returned by the SNAPUTIL administrative view and the SNAP_GET_UTIL table function (continued)

Column name	Data type	Description or corresponding monitor element
UTILITY_INVOKER_TYPE	VARCHAR(10)	utility_invoker_type - Utility invoker type. This interface returns a text identifier based on the defines in sqlmon.h and is one of: <ul style="list-style-type: none"> • AUTO • USER
DBPARTITIONNUM	SMALLINT	dbpartitionnum - Database partition number monitor element
PROGRESS_LIST_ATTR	VARCHAR(10)	progress_list_attr - Current progress list attributes
PROGRESS_LIST_CUR_SEQ_NUM	INTEGER	progress_list_current_seq_num - Current progress list sequence number
MEMBER	SMALLINT	member - Database member monitor element

SNAPSTMT administrative view and SNAP_GET_STMT table function - Retrieve statement snapshot information

The SNAPSTMT administrative view and the SNAP_GET_STMT table function return information about SQL or XQuery statements from an application snapshot.

Important: The SNAPSTMT administrative view and the SNAP_GET_STMT table function are deprecated. Use the [“MON_GET_ACTIVITY table function - Return a list of activities”](#) on page 454 to retrieve the information returned by these deprecated interfaces.

Depending on if you are using the administrative view or the table function, refer to one of the following sections:

- [“SNAPSTMT administrative view”](#) on page 1556
- [“SNAP_GET_STMT table function”](#) on page 1557

SNAPSTMT administrative view

This administrative view allows you to retrieve statement snapshot information for the currently connected database.

Used with the MON_GET_AGENT, MON_GET_CONNECTION, MON_GET_MEMORY_POOL, and MON_GET_MEMORY_SET table functions and the MON_CURRENT_SQL and SNAPSUBSECTION administrative views, the SNAPSTMT administrative view provides information equivalent to the **GET SNAPSHOT FOR APPLICATIONS on database-alias** CLP command, but retrieves data from all database members.

The schema is SYSIBMADM.

Refer to [Table 331](#) on page 1559 for a complete list of information that can be returned.

Authorization

One of the following authorizations is required to use the view:

- SELECT privilege on the SNAPSTMT administrative view

- CONTROL privilege on the SNAPSTMT administrative view
- DATAACCESS authority
- DBADM authority
- SQLADM authority
- ACCESSCTRL authority
- SECADM authority

One of the following is required to use the table function:

- EXECUTE privilege on the SNAP_GET_STMT table function
- DATAACCESS authority
- DBADM authority
- SQLADM authority

In addition, to access snapshot monitor data, one of the following authorities is also required:

- SYSMON
- SYSCTRL
- SYSMAINT
- SYSADM

Default PUBLIC privilege

In a non-restrictive database, SELECT privilege is granted to PUBLIC when the view is automatically created.

Example

Retrieve rows read, written and operation performed for statements executed on the currently connected single-member database.

```
SELECT SUBSTR(STMT_TEXT,1,30) AS STMT_TEXT, ROWS_READ, ROWS_WRITTEN,
       STMT_OPERATION FROM SYSIBMADM.SNAPSTMT
```

The following is an example of output from this query.

STMT_TEXT	ROWS_READ	ROWS_WRITTEN	STMT_OPERATION
-	0	0	0 FETCH
-	0	0	0 STATIC_COMMIT

2 record(s) selected.

SNAP_GET_STMT table function

The SNAP_GET_STMT table function returns the same information as the SNAPSTMT administrative view, but allows you to retrieve the information for a specific database on a specific database member, aggregate of all database members or all database members.

Used with the SNAP_GET_AGENT, SNAP_GET_AGENT_MEMORY_POOL, SNAP_GET_APPL, SNAP_GET_APPL_INFO and SNAP_GET_SUBSECTION table functions, the SNAP_GET_STMT table function provides information equivalent to the **GET SNAPSHOT FOR ALL APPLICATIONS CLP** command, but retrieves data from all database partitions.

Refer to [Table 331 on page 1559](#) for a complete list of information that can be returned.


```

SELECT SUBSTR(STMT_TEXT,1,30)      0 ...
-                                  0 ...
-                                  0 ...
update t set a=2                   9 ...
5 record(s) selected.              ...

```

Output from this query (continued).

```

... ROWS_WRITTEN  STMT_OPERATION
... -----
...              0 EXECUTE_IMMEDIATE
...              0 FETCH
...              0 NONE
...              0 NONE
...              1 EXECUTE_IMMEDIATE
...

```

Information returned

<i>Table 331. Information returned by the SNAPSTMT administrative view and the SNAP_GET_STMT table function</i>		
Column name	Data type	Description or corresponding monitor element
SNAPSHOT_TIMESTAMP	TIMESTAMP	The date and time that the snapshot was taken.
DB_NAME	VARCHAR(128)	db_name - Database name
AGENT_ID	BIGINT	agent_id - Application handle (agent ID)
ROWS_READ	BIGINT	rows_read - Rows read
ROWS_WRITTEN	BIGINT	rows_written - Rows written
NUM_AGENTS	BIGINT	num_agents - Number of agents working on a statement
AGENTS_TOP	BIGINT	agents_top - Number of agents created
STMT_TYPE	VARCHAR(20)	stmt_type - Statement type. This interface returns a text identifier based on defines in sqlmon.h and is one of: <ul style="list-style-type: none"> • DYNAMIC • NON_STMT • STATIC • STMT_TYPE_UNKNOWN

Table 331. Information returned by the SNAPSTMT administrative view and the SNAP_GET_STMT table function (continued)

Column name	Data type	Description or corresponding monitor element
STMT_OPERATION	VARCHAR(20)	stmt_operation/operation - Statement operation. This interface returns a text identifier based on defines in sqlmon.h and is one of: <ul style="list-style-type: none"> • CALL • CLOSE • COMPILE • DESCRIBE • EXECUTE • EXECUTE_IMMEDIATE • FETCH • FREE_LOCATOR • GETAA • GETNEXTCHUNK • GETTA • NONE • OPEN • PREP_COMMIT • PREP_EXEC • PREP_OPEN • PREPARE • REBIND • REDIST • REORG • RUNSTATS • SELECT • SET • STATIC_COMMIT • STATIC_ROLLBACK
SECTION_NUMBER	BIGINT	section_number - Section number
QUERY_COST_ESTIMATE	BIGINT	query_cost_estimate - Query cost estimate
QUERY_CARD_ESTIMATE	BIGINT	query_card_estimate - Query number of rows estimate
DEGREE_PARALLELISM	BIGINT	degree_parallelism - Degree of parallelism
STMT_SORTS	BIGINT	stmt_sorts - Statement sorts
TOTAL_SORT_TIME	BIGINT	total_sort_time - Total sort time
SORT_OVERFLOWS	BIGINT	sort_overflows - Sort overflows

Table 331. Information returned by the SNAPSTMT administrative view and the SNAP_GET_STMT table function (continued)

Column name	Data type	Description or corresponding monitor element
INT_ROWS_DELETED	BIGINT	int_rows_deleted - Internal rows deleted
INT_ROWS_UPDATED	BIGINT	int_rows_updated - Internal rows updated
INT_ROWS_INSERTED	BIGINT	int_rows_inserted - Internal rows inserted
FETCH_COUNT	BIGINT	fetch_count - Number of successful fetches
STMT_START	TIMESTAMP	stmt_start - Statement operation start timestamp
STMT_STOP	TIMESTAMP	stmt_stop - Statement operation stop timestamp
STMT_USR_CPU_TIME_S	BIGINT	stmt_usr_cpu_time - User CPU time used by statement (in seconds)*
STMT_USR_CPU_TIME_MS	BIGINT	stmt_usr_cpu_time - User CPU time used by statement (fractional, in microseconds)*
STMT_SYS_CPU_TIME_S	BIGINT	stmt_sys_cpu_time - System CPU time used by statement (in seconds)*
STMT_SYS_CPU_TIME_MS	BIGINT	stmt_sys_cpu_time - System CPU time used by statement (fractional, in microseconds)*
STMT_ELAPSED_TIME_S	BIGINT	stmt_elapsed_time - Most recent statement elapsed time (in seconds)*
STMT_ELAPSED_TIME_MS	BIGINT	stmt_elapsed_time - Most recent statement elapsed time (fractional, in microseconds)*
BLOCKING_CURSOR	SMALLINT	blocking_cursor - Blocking cursor
STMT_NODE_NUMBER	SMALLINT	stmt_node_number - Statement node
CURSOR_NAME	VARCHAR(128)	cursor_name - Cursor name
CREATOR	VARCHAR(128)	creator - Application creator
PACKAGE_NAME	VARCHAR(128)	package_name - Package name
STMT_TEXT	CLOB(16 M)	stmt_text - SQL statement text
CONSISTENCY_TOKEN	VARCHAR(128)	consistency_token - Package consistency token
PACKAGE_VERSION_ID	VARCHAR(128)	package_version_id - Package version
POOL_DATA_L_READS	BIGINT	pool_data_l_reads - Buffer pool data logical reads
POOL_DATA_P_READS	BIGINT	pool_data_p_reads - Buffer pool data physical reads

Table 331. Information returned by the SNAPSTMT administrative view and the SNAP_GET_STMT table function (continued)

Column name	Data type	Description or corresponding monitor element
POOL_INDEX_L_READS	BIGINT	pool_index_l_reads - Buffer pool index logical reads
POOL_INDEX_P_READS	BIGINT	pool_index_p_reads - Buffer pool index physical reads
POOL_XDA_L_READS	BIGINT	pool_xda_l_reads - Buffer Pool XDA Data Logical Reads monitor element
POOL_XDA_P_READS	BIGINT	pool_xda_p_reads - Buffer Pool XDA Data Physical Reads monitor element
POOL_TEMP_DATA_L_READS	BIGINT	pool_temp_data_l_reads - Buffer pool temporary data logical reads
POOL_TEMP_DATA_P_READS	BIGINT	pool_temp_data_p_reads - Buffer pool temporary data physical reads
POOL_TEMP_INDEX_L_READS	BIGINT	pool_temp_index_l_reads - Buffer pool temporary index logical reads
POOL_TEMP_INDEX_P_READS	BIGINT	pool_temp_index_p_reads - Buffer pool temporary index physical reads
POOL_TEMP_XDA_L_READS	BIGINT	pool_temp_xda_l_reads - Buffer Pool Temporary XDA Data Logical Reads
POOL_TEMP_XDA_P_READS	BIGINT	pool_temp_xda_p_reads - Buffer Pool Temporary XDA Data Physical Reads monitor element
DBPARTITIONNUM	SMALLINT	dbpartitionnum - Database partition number monitor element
MEMBER	SMALLINT	member - Database member monitor element
<p>* To calculate the total time spent for the monitor element that this column is based on, you must add the full seconds reported in the column for this monitor element that ends with _S to the fractional seconds reported in the column for this monitor element that ends with _MS, using the following formula: $(\text{monitor-element-name}_S \times 1,000,000 + \text{monitor-element-name}_{MS}) \div 1,000,000$. For example, $(\text{ELAPSED_EXEC_TIME}_S \times 1,000,000 + \text{ELAPSED_EXEC_TIME}_{MS}) \div 1,000,000$.</p>		

SNAPSTORAGE_PATHS administrative view and SNAP_GET_STORAGE_PATHS_V97 table function - Retrieve automatic storage path information

The SNAPSTORAGE_PATHS administrative view and the SNAP_GET_STORAGE_PATHS_V97 return a list of automatic storage paths for the database including file system information for each storage path, specifically, from the db_storage_group logical data group.

Note: The “SNAPSTORAGE_PATHS administrative view” on page 1563 and the “SNAP_GET_STORAGE_PATHS_V97” on page 1564 have been deprecated and replaced by the “ADMIN_GET_STORAGE_PATHS table function - retrieve automatic storage path information” on page 164. This function and view might be removed in a future release.

Depending on if you are using the administrative view or the table function, refer to one of the following sections:

- [“SNAPSTORAGE_PATHS administrative view” on page 1563](#)
- [“SNAP_GET_STORAGE_PATHS_V97” on page 1564](#)

SNAPSTORAGE_PATHS administrative view

This administrative view allows you to retrieve automatic storage path information for the currently connected database.

Used with the MON_GET_DATABASE, MON_GET_HADR, MON_GET_MEMORY_POOL, MON_GET_MEMORY_SET, and MON_GET_TRANSACTION_LOG table functions, the SNAPSTORAGE_PATHS administrative view provides information equivalent to the **GET SNAPSHOT FOR DATABASE ON database-alias** CLP command.

The schema is SYSIBMADM.

Refer to [Table 332 on page 1565](#) for a complete list of information that can be returned.

Authorization

One of the following authorizations is required to use the view:

- SELECT privilege on the SNAPSTORAGE_PATHS administrative view
- CONTROL privilege on the SNAPSTORAGE_PATHS administrative view
- DATAACCESS authority
- DBADM authority
- SQLADM authority
- ACCESSCTRL authority
- SECADM authority

One of the following authorizations is required to use the table function:

- EXECUTE privilege on the SNAP_GET_STORAGE_PATHS_V97 table function
- DATAACCESS authority
- DBADM authority
- SQLADM authority

To access snapshot monitor data, one of the following authorities is also required:

- SYSMON authority
- SYSCTRL authority
- SYSMAINT authority
- SYSADM authority

Default PUBLIC privilege

In a non-restrictive database, SELECT privilege is granted to PUBLIC when the view is automatically created.

Example

Retrieve the storage path for the currently connected single-member database.

```
SELECT SUBSTR(DB_NAME,1,8) AS DB_NAME, SUBSTR(DB_STORAGE_PATH,1,8)
       AS DB_STORAGE_PATH, SUBSTR(HOSTNAME,1,10) AS HOSTNAME
FROM SYSIBMADM.SNAPSTORAGE_PATHS
```

The following is an example of output from this query.

```

DB_NAME  DB_STORAGE_PATH  HOSTNAME
-----
STOPATH  d:                JESSICAE

1 record(s) selected.

```

SNAP_GET_STORAGE_PATHS_V97

The SNAP_GET_STORAGE_PATHS_V97 table function returns similar information as the SNAPSTORAGE_PATHS administrative view. It allows you to retrieve the information for a specific database on a specific database member, aggregate of all database members or all database members.

Used with the SNAP_GET_DB, SNAP_GET_DETAILLOG, SNAP_GET_HADR and SNAP_GET_DB_MEMORY_POOL table functions, the SNAP_GET_STORAGE_PATHS_V97 table function provides information equivalent to the **GET SNAPSHOT FOR ALL DATABASES** CLP command.

Refer to [Table 332 on page 1565](#) for a complete list of information that can be returned.

Syntax

```

➔ SNAP_GET_STORAGE_PATHS_V97 ( ( dbname [ , member ] ) ) ➔

```

The schema is SYSPROC.

Table function parameters

dbname

An input argument of type VARCHAR(128) that specifies a valid database name in the same instance as the currently connected database. Specify a database name that has a directory entry type of either "Indirect" or "Home", as returned by the **LIST DATABASE DIRECTORY** command. Specify an empty string to take the snapshot from the currently connected database. Specify a NULL value to take the snapshot from all databases within the same instance as the currently connected database.

member

An optional input argument of type INTEGER that specifies a valid member number. Specify -1 for the current member, or -2 for an aggregate of all active members. If *dbname* is not set to NULL and *member* is set to NULL, -1 is set implicitly for *member*. If this input option is not used, that is, only *dbname* is provided, data is returned from all members where the database is active.

If both *dbname* and *member* are set to NULL, an attempt is made to read data from the file created by SNAP_WRITE_FILE procedure. Note that this file could have been created at any time, which means that the data might not be current. If a file with the corresponding snapshot API request type does not exist, then the SNAP_GET_STORAGE_PATHS_V97 table function takes a snapshot for the currently connected database and database member.

Authorization

- EXECUTE privilege on the SNAP_GET_STORAGE_PATHS_V97 table function.
- DATAACCESS authority

To access snapshot monitor data, one of the following authorities is required:

- SYSMON authority
- SYSCTRL authority
- SYSMAINT authority
- SYSADM authority

Default PUBLIC privilege

In a non-restrictive database, EXECUTE privilege is granted to PUBLIC when the function is automatically created.

Examples

Retrieve the storage path information for all active databases.

```
SELECT SUBSTR(DB_NAME,1,8) AS DB_NAME, DB_STORAGE_PATH
FROM TABLE(SNAP_GET_STORAGE_PATHS_V97(CAST (NULL AS VARCHAR(128)), -1)) AS T
```

The following is an example of output from this query.

```
DB_NAME  DB_STORAGE_PATH
-----
STOPATH  /home/jessicae/sdb
MYDB     /home/jessicae/mdb

  2 record(s) selected
```

Information returned

The BUFFERPOOL monitor switch must be turned on in order for the file system information to be returned.

<i>Table 332. Information returned by the SNAPSTORAGE_PATHS administrative view and the SNAP_GET_STORAGE_PATHS_V97 table function</i>		
Column name	Data type	Description or corresponding monitor element
SNAPSHOT_TIMESTAMP	TIMESTAMP	The date and time that the snapshot was taken.
DB_NAME	VARCHAR(128)	db_name - Database name
DB_STORAGE_PATH	VARCHAR(256)	db_storage_path - Automatic storage path
DB_STORAGE_PATH_WITH_DPE	VARCHAR(256)	db_storage_path_with_dpe - Storage path including database partition expression monitor element
DBPARTITIONNUM	SMALLINT	dbpartitionnum - Database partition number monitor element
DB_STORAGE_PATH_STATE	VARCHAR(16)	db_storage_path_state - Storage path state monitor element
FS_ID	VARCHAR(22)	fs_id - Unique file system identification number
FS_TOTAL_SIZE	BIGINT	fs_total_size - Total size of a file system
FS_USED_SIZE	BIGINT	fs_used_size - Amount of space used on a file system
STO_PATH_FREE_SIZE	BIGINT	sto_path_free_size - Automatic storage path free space

SNAPTAB administrative view and SNAP_GET_TAB table function - Retrieve table logical data group snapshot information

The SNAPTAB administrative view and the SNAP_GET_TAB table function return snapshot information from the table logical data group.

Important: The SNAPTAB administrative view and SNAP_GET_TAB table function are deprecated. Use the [“MON_GET_TABLE table function - get table metrics” on page 814](#), to retrieve the information returned by these deprecated interfaces.

Depending on if you are using the administrative view or the table function, refer to one of the following sections:

- [“SNAPTAB administrative view” on page 1566](#)
- [“SNAP_GET_TAB table function” on page 1567](#)

SNAPTAB administrative view

This administrative view allows you to retrieve table logical data group snapshot information for the currently connected database.

Used in conjunction with the SNAPTAB_REORG administrative view, the SNAPTAB administrative view returns equivalent information to the **GET SNAPSHOT FOR TABLES ON database-alias** CLP command.

The schema is SYSIBMADM.

Refer to [Table 333 on page 1568](#) for a complete list of information that can be returned.

Authorization

One of the following authorizations is required to use the view:

- SELECT privilege on the SNAPTAB administrative view
- CONTROL privilege on the SNAPTAB administrative view
- DATAACCESS authority
- DBADM authority
- SQLADM authority

One of the following is required to use the table function:

- EXECUTE privilege on the SNAP_GET_TAB table function
- DATAACCESS authority
- DBADM authority
- SQLADM authority

In addition, to access snapshot monitor data, one of the following authorities is also required:

- SYSMON
- SYSCTRL
- SYSMAINT
- SYSADM

Default PUBLIC privilege

In a non-restrictive database, SELECT privilege is granted to PUBLIC when the view is automatically created.

Example

Retrieve the schema and name for all active tables.

```
SELECT SUBSTR(TABSHEMA,1,8), SUBSTR(TABNAME,1,15) AS TABNAME, TAB_TYPE,  
       DBPARTITIONNUM FROM SYSIBMADM.SNAPTAB
```

The following is an example of output from this query.

TABSHEMA	TABNAME	TAB_TYPE	DBPARTITIONNUM
SYSTOOLS	HMON_ATM_INFO	USER_TABLE	0

1 record selected.

SNAP_GET_TAB table function

The SNAP_GET_TAB table function returns the same information as the SNAPTAB administrative view, but allows you to retrieve the information for a specific database on a specific database member, aggregate of all database members or all database members.

Used in conjunction with the SNAP_GET_TAB_REORG table function, the SNAP_GET_TAB table function returns equivalent information to the **GET SNAPSHOT FOR TABLES ON database-alias** CLP command.

Refer to [Table 333 on page 1568](#) for a complete list of information that can be returned.

Syntax

► SNAP_GET_TAB ((*dbname* , *member*) ◄

The schema is SYSPROC.

Table function parameters

dbname

An input argument of type VARCHAR(128) that specifies a valid database name in the same instance as the currently connected database. Specify a database name that has a directory entry type of either "Indirect" or "Home", as returned by the **LIST DATABASE DIRECTORY** command. Specify NULL or empty string to take the snapshot from the currently connected database.

member

An optional input argument of type INTEGER that specifies a valid database member number. Specify -1 for the current member, or -2 for an aggregate of all active members. If *dbname* is not set to NULL and *member* is set to NULL, -1 is set implicitly for *member*. If this input option is not used, that is, only *dbname* is provided, data is returned from all members where the database is active.

If both *dbname* and *member* are set to NULL, an attempt is made to read data from the file created by SNAP_WRITE_FILE procedure. Note that this file could have been created at any time, which means that the data might not be current. If a file with the corresponding snapshot API request type does not exist, then the SNAP_GET_TAB table function takes a snapshot for the currently connected database and database member number.

Authorization

One of the following authorizations is required:

- EXECUTE privilege on the SNAP_GET_TAB table function
- DATAACCESS authority

In addition, to access snapshot monitor data, one of the following authorities is also required:

- SYSMON

- SYSCTRL
- SYSMANT
- SYSADM

Default PUBLIC privilege

In a non-restrictive database, EXECUTE privilege is granted to PUBLIC when the function is automatically created.

Example

Retrieve a list of active tables as an aggregate view for the currently connected database.

```
SELECT SUBSTR(TABSHEMA,1,8) AS TABSCHEMA, SUBSTR(TABNAME,1,15) AS TABNAME,
       TAB_TYPE, DBPARTITIONNUM FROM TABLE(SNAP_GET_TAB('','-2')) AS T
```

The following is an example of output from this query.

TABSHEMA	TABNAME	TAB_TYPE	DBPARTITIONNUM
SYSTOOLS	HMON_ATM_INFO	USER_TABLE	-
JESSICAE	EMPLOYEE	USER_TABLE	-

Information returned

<i>Table 333. Information returned by the SNAPTAB administrative view and the SNAP_GET_TAB table function</i>		
Column name	Data type	Description or corresponding monitor element
SNAPSHOT_TIMESTAMP	TIMESTAMP	The date and time that the snapshot was taken.
TABSHEMA	VARCHAR(128)	table_schema - Table schema name
TABNAME	VARCHAR(128)	table_name - Table name
TAB_FILE_ID	BIGINT	table_file_id - Table file identification
TAB_TYPE	VARCHAR(14)	table_type - Table type. This interface returns a text identifier based on defines in sqlmon.h, and is one of: <ul style="list-style-type: none"> • CATALOG_TABLE • DROPPED_TABLE • REORG_TABLE • SYNOPSIS_TABLE • TEMP_TABLE • USER_TABLE
DATA_OBJECT_PAGES	BIGINT	data_object_pages - Data object pages
INDEX_OBJECT_PAGES	BIGINT	index_object_pages - Index object pages
LOB_OBJECT_PAGES	BIGINT	lob_object_pages - LOB object pages
LONG_OBJECT_PAGES	BIGINT	long_object_pages - Long object pages
XDA_OBJECT_PAGES	BIGINT	xda_object_pages - XDA Object Pages

Table 333. Information returned by the SNAPTAB administrative view and the SNAP_GET_TAB table function (continued)

Column name	Data type	Description or corresponding monitor element
ROWS_READ	BIGINT	rows_read - Rows read
ROWS_WRITTEN	BIGINT	rows_written - Rows written
OVERFLOW_ACCESSES	BIGINT	overflow_accesses - Accesses to overflowed records
PAGE_REORGS	BIGINT	page_reorgs - Page reorganizations
DBPARTITIONNUM	SMALLINT	dbpartitionnum - Database partition number monitor element
TBSP_ID	BIGINT	tablespace_id - Table space identification
DATA_PARTITION_ID	INTEGER	data_partition_id - Data Partition identifier. For a non-partitioned table, this element will be NULL.
MEMBER	SMALLINT	member - Database member monitor element

SNAPTbsp administrative view and SNAP_GET_TBSP table function - Retrieve table space logical data group snapshot information

The SNAPTbsp administrative view and the SNAP_GET_TBSP table function return snapshot information from the table space logical data group.

Important: The SNAPTbsp administrative view and the SNAP_GET_TBSP table function are deprecated and have been replaced by the [“MON_GET_TABLESPACE table function - Get table space metrics”](#) on page 820.

Depending on if you are using the administrative view or the table function, refer to one of the following sections:

- [“SNAPTbsp administrative view”](#) on page 1569
- [“SNAP_GET_TBSP table function”](#) on page 1570

SNAPTbsp administrative view

This administrative view allows you to retrieve table space logical data group snapshot information for the currently connected database.

Used in conjunction with the SNAPTbsp_PART, SNAPTbsp_QUIESCER, SNAPTbsp_RANGE, SNAPCONTAINER administrative views, the SNAPTbsp administrative view returns information equivalent to the **GET SNAPSHOT FOR TABLESPACES ON database-alias** CLP command.

The schema is SYSIBMADM.

Refer to [Table 334](#) on page 1572 for a complete list of information that can be returned.

Authorization

One of the following authorizations is required to use the view:

- SELECT privilege on the SNAPTbsp administrative view
- CONTROL privilege on the SNAPTbsp administrative view

Table function parameters

dbname

An input argument of type VARCHAR(128) that specifies a valid database name in the same instance as the currently connected database. Specify a database name that has a directory entry type of either "Indirect" or "Home", as returned by the **LIST DATABASE DIRECTORY** command. Specify NULL or empty string to take the snapshot from the currently connected database.

member

An input argument of type INTEGER that specifies a valid member number. Specify -1 for the current member. If the null value is specified, -1 is set implicitly.

If both *dbname* and *member* are set to NULL, an attempt is made to read data from the file created by SNAP_WRITE_FILE procedure. Note that this file could have been created at any time, which means that the data might not be current. If a file with the corresponding snapshot API request type does not exist, then the SNAP_GET_TBSP table function takes a snapshot for the currently connected database and database member number.

Authorization

One of the following authorizations is required:

- EXECUTE privilege on the SNAP_GET_TBSP table function
- DATAACCESS authority

In addition, to access snapshot monitor data, one of the following authorities is also required:

- SYSMON
- SYSCTRL
- SYSMAINT
- SYSADM

Default PUBLIC privilege

In a non-restrictive database, EXECUTE privilege is granted to PUBLIC when the function is automatically created.

Example

Retrieve a list of table spaces for all database members for the currently connected database.

```
SELECT SUBSTR(TBSP_NAME,1,10) AS TBSP_NAME, TBSP_ID, TBSP_TYPE,  
       TBSP_CONTENT_TYPE, DBPARTITIONNUM FROM TABLE(SNAP_GET_TBSP(' ')) AS T
```

The following is an example of output from this query.

TBSP_NAME	TBSP_ID	TBSP_TYPE	TBSP_CONTENT_TYPE	DBPARTITIONNUM
TEMPSPACE1	1	SMS	SYSTEMP	1
USERSPACE1	2	DMS	LONG	1
SYSCATSPAC	0	DMS	ANY	0
TEMPSPACE1	1	SMS	SYSTEMP	0
USERSPACE1	2	DMS	LONG	0
SYSTOOLSPA	3	DMS	LONG	0
TEMPSPACE1	1	SMS	SYSTEMP	2
USERSPACE1	2	DMS	LONG	2

8 record(s) selected.

Information returned

Table 334. Information returned by the SNAPTBSP administrative view and the SNAP_GET_TBSP table function

Column name	Data type	Description or corresponding monitor element
SNAPSHOT_TIMESTAMP	TIMESTAMP	The date and time that the snapshot was taken.
TBSP_NAME	VARCHAR(128)	tablespace_name - Table space name
TBSP_ID	BIGINT	tablespace_id - Table space identification
TBSP_TYPE	VARCHAR(10)	tablespace_type - Table space type. This interface returns a text identifier based on defines in <code>sqlutil.h</code> , and is one of: <ul style="list-style-type: none"> • DMS • SMS
TBSP_CONTENT_TYPE	VARCHAR(10)	tablespace_content_type - Table space contents type. This interface returns a text identifier based on defines in <code>sqlmon.h</code> , and is one of: <ul style="list-style-type: none"> • ANY • LARGE • SYSTEMP • USRTEMP
TBSP_PAGE_SIZE	BIGINT	tablespace_page_size - Table space page size
TBSP_EXTENT_SIZE	BIGINT	tablespace_extent_size - Table space extent size
TBSP_PREFETCH_SIZE	BIGINT	tablespace_prefetch_size - Table space prefetch size
TBSP_CUR_POOL_ID	BIGINT	tablespace_cur_pool_id - Buffer pool currently being used
TBSP_NEXT_POOL_ID	BIGINT	tablespace_next_pool_id - Buffer pool that will be used at next startup
FS_CACHING	SMALLINT	fs_caching - File system caching
POOL_DATA_L_READS	BIGINT	pool_data_l_reads - Buffer pool data logical reads
POOL_DATA_P_READS	BIGINT	pool_data_p_reads - Buffer pool data physical reads
POOL_TEMP_DATA_L_READS	BIGINT	pool_temp_data_l_reads - Buffer pool temporary data logical reads
POOL_TEMP_DATA_P_READS	BIGINT	pool_temp_data_p_reads - Buffer pool temporary data physical reads

Table 334. Information returned by the SNAPTBSP administrative view and the SNAP_GET_TBSP table function (continued)

Column name	Data type	Description or corresponding monitor element
POOL_ASYNC_DATA_READS	BIGINT	pool_async_data_reads - Buffer pool asynchronous data reads
POOL_DATA_WRITES	BIGINT	pool_data_writes - Buffer pool data writes
POOL_ASYNC_DATA_WRITES	BIGINT	pool_async_data_writes - Buffer pool asynchronous data writes
POOL_INDEX_L_READS	BIGINT	pool_index_l_reads - Buffer pool index logical reads
POOL_INDEX_P_READS	BIGINT	pool_index_p_reads - Buffer pool index physical reads
POOL_TEMP_INDEX_L_READS	BIGINT	pool_temp_index_l_reads - Buffer pool temporary index logical reads
POOL_TEMP_INDEX_P_READS	BIGINT	pool_temp_index_p_reads - Buffer pool temporary index physical reads
POOL_ASYNC_INDEX_READS	BIGINT	pool_async_index_reads - Buffer pool asynchronous index reads
POOL_INDEX_WRITES	BIGINT	pool_index_writes - Buffer pool index writes
POOL_ASYNC_INDEX_WRITES	BIGINT	pool_async_index_writes - Buffer pool asynchronous index writes
POOL_XDA_L_READS	BIGINT	pool_xda_l_reads - Buffer Pool XDA Data Logical Reads
POOL_XDA_P_READS	BIGINT	pool_xda_p_reads - Buffer Pool XDA Data Physical Reads
POOL_XDA_WRITES	BIGINT	pool_xda_writes - Buffer Pool XDA Data Writes
POOL_ASYNC_XDA_READS	BIGINT	pool_async_xda_reads - Buffer Pool Asynchronous XDA Data Reads
POOL_ASYNC_XDA_WRITES	BIGINT	pool_async_xda_writes - Buffer Pool Asynchronous XDA Data Writes
POOL_TEMP_XDA_L_READS	BIGINT	pool_temp_xda_l_reads - Buffer Pool Temporary XDA Data Logical Reads
POOL_TEMP_XDA_P_READS	BIGINT	pool_temp_xda_p_reads - Buffer Pool Temporary XDA Data Physical Reads monitor element
POOL_READ_TIME	BIGINT	pool_read_time - Total buffer pool physical read time
POOL_WRITE_TIME	BIGINT	pool_write_time - Total buffer pool physical write time
POOL_ASYNC_READ_TIME	BIGINT	pool_async_read_time - Buffer pool asynchronous read time

Table 334. Information returned by the SNAPTBSP administrative view and the SNAP_GET_TBSP table function (continued)

Column name	Data type	Description or corresponding monitor element
POOL_ASYNC_WRITE_TIME	BIGINT	pool_async_write_time - Buffer pool asynchronous write time
POOL_ASYNC_DATA_READ_REQS	BIGINT	pool_async_data_read_reqs - Buffer pool asynchronous read requests
POOL_ASYNC_INDEX_READ_REQS	BIGINT	pool_async_index_read_reqs - Buffer pool asynchronous index read requests
POOL_ASYNC_XDA_READ_REQS	BIGINT	pool_async_xda_read_reqs - Buffer Pool Asynchronous XDA Read Requests
POOL_NO_VICTIM_BUFFER	BIGINT	pool_no_victim_buffer - Buffer pool no victim buffers
DIRECT_READS	BIGINT	direct_reads - Direct reads from database
DIRECT_WRITES	BIGINT	direct_writes - Direct writes to database
DIRECT_READ_REQS	BIGINT	direct_read_reqs - Direct read requests
DIRECT_WRITE_REQS	BIGINT	direct_write_reqs - Direct write requests
DIRECT_READ_TIME	BIGINT	direct_read_time - Direct read time
DIRECT_WRITE_TIME	BIGINT	direct_write_time - Direct write time
FILES_CLOSED	BIGINT	files_closed - Database files closed
UNREAD_PREFETCH_PAGES	BIGINT	unread_prefetch_pages - Unread prefetch pages
TBSP_REBALANCER_MODE	VARCHAR(10)	<p>tablespace_rebalancer_mode - Rebalancer mode. This interface returns a text identifier based on defines in sqlmon.h, and is one of:</p> <ul style="list-style-type: none"> • NO_REBAL • FWD_REBAL • REV_REBAL
TBSP_USING_AUTO_STORAGE	SMALLINT	tablespace_using_auto_storage - Table space enabled for automatic storage
TBSP_AUTO_RESIZE_ENABLED	SMALLINT	tablespace_auto_resize_enabled - Table space automatic resizing enabled
DBPARTITIONNUM	SMALLINT	dbpartitionnum - Database partition number monitor element
MEMBER	SMALLINT	member - Database member monitor element

SNAPTbsp_Part administrative view and Snap_Get_Tbsp_Part table function - Retrieve tablespace_nodeinfo logical data group snapshot information

The SNAPTbsp_Part administrative view and the Snap_Get_Tbsp_Part table function return snapshot information from the tablespace_nodeinfo logical data group.

Important: The SNAPTbsp_Part administrative view and the Snap_Get_Tbsp_Part table function are deprecated and have been replaced by the [“MON_GET_TABLESPACE table function - Get table space metrics”](#) on page 820.

Depending on if you are using the administrative view or the table function, refer to one of the following sections:

- [“SNAPTbsp_Part administrative view”](#) on page 1575
- [“Snap_Get_Tbsp_Part table function”](#) on page 1576

SNAPTbsp_Part administrative view

This administrative view allows you to retrieve tablespace_nodeinfo logical data group snapshot information for the currently connected database.

Used in conjunction with the SNAPTbsp, SNAPTbsp_QUIESCER, SNAPTbsp_RANGE, SNAPCONTAINER administrative views, the SNAPTbsp_Part administrative view returns information equivalent to the **GET SNAPSHOT FOR TABLESPACES ON database-alias** CLP command.

The schema is SYSIBMADM.

Refer to [Table 335 on page 1577](#) for a complete list of information that can be returned.

Authorization

One of the following authorizations is required to use the view:

- SELECT privilege on the SNAPTbsp_RANGE administrative view
- CONTROL privilege on the SNAPTbsp_RANGE administrative view
- DATAACCESS authority
- DBADM authority
- SQLADM authority

One of the following authorizations is required to use the table function:

- EXECUTE privilege on the Snap_Get_Tbsp_Part table function
- DATAACCESS authority
- DBADM authority
- SQLADM authority

In addition, to access snapshot monitor data, one of the following authorities is also required:

- SYSMON
- SYSCTRL
- SYSMAINT
- SYSADM

Default PUBLIC privilege

In a non-restrictive database, SELECT privilege is granted to PUBLIC when the view is automatically created.

- DATAACCESS authority

To access snapshot monitor data, one of the following authorities is also required:

- SYSMON authority
- SYSCTRL authority
- SYSMAINT authority
- SYSADM authority

Default PUBLIC privilege

In a non-restrictive database, EXECUTE privilege is granted to PUBLIC when the function is automatically created.

Example

Retrieve a list of table spaces and their state for the connected database partition of the connected database.

```
SELECT SUBSTR(TBSP_NAME,1,30) AS TBSP_NAME, TBSP_ID,
       SUBSTR(TBSP_STATE,1,30) AS TBSP_STATE
FROM TABLE(SNAP_GET_TBSP_PART(CAST(NULL AS VARCHAR(128)), -1)) AS T
```

The following is an example of output from this query.

```
TBSP_NAME          TBSP_ID          TBSP_STATE
-----
SYSCATSPACE        0 NORMAL
TEMPSPACE1         1 NORMAL
USERSPACE1         2 NORMAL
SYSTOOLSPACE       3 NORMAL
SYSTOOLSTMPSPACE  4 NORMAL

5 record(s) selected.
```

Information returned

<i>Table 335. Information returned by the SNAPTbsp_Part administrative view and the SNAP_GET_TBSP_PART table function</i>		
Column name	Data type	Description or corresponding monitor element
SNAPSHOT_TIMESTAMP	TIMESTAMP	The date and time that the snapshot was taken.
TBSP_NAME	VARCHAR (128)	tablespace_name - Table space name
TBSP_ID	BIGINT	tablespace_id - Table space identification

Table 335. Information returned by the SNAPTBSP_PART administrative view and the SNAP_GET_TBSP_PART table function (continued)

Column name	Data type	Description or corresponding monitor element
TBSP_STATE	VARCHAR (256)	<p>tablespace_state - Table space state. This interface returns a text identifier based on defines in sqlutil.h and is combination of the following separated by a '+' sign:</p> <ul style="list-style-type: none"> • BACKUP_IN_PROGRESS • BACKUP_PENDING • DELETE_PENDING • DISABLE_PENDING • DROP_PENDING • LOAD_IN_PROGRESS • LOAD_PENDING • NORMAL • OFFLINE • PSTAT_CREATION • PSTAT_DELETION • QUIESCED_EXCLUSIVE • QUIESCED_SHARE • QUIESCED_UPDATE • REBAL_IN_PROGRESS • REORG_IN_PROGRESS • RESTORE_IN_PROGRESS • RESTORE_PENDING • ROLLFORWARD_IN_PROGRESS • ROLLFORWARD_PENDING • STORDEF_ALLOWED • STORDEF_CHANGED • STORDEF_FINAL_VERSION • STORDEF_PENDING • SUSPEND_WRITE
TBSP_PREFETCH_SIZE	BIGINT	tablespace_prefetch_size - Table space prefetch size
TBSP_NUM QUIESCERS	BIGINT	tablespace_num_quiescers - Number of quiescers
TBSP_STATE_CHANGE_OBJECT_ID	BIGINT	tablespace_state_change_object_id - State change object identification
TBSP_STATE_CHANGE_TBSP_ID	BIGINT	tablespace_state_change_ts_id - State change table space identification
TBSP_MIN_RECOVERY_TIME	TIMESTAMP	tablespace_min_recovery_time - Minimum recovery time for rollforward
TBSP_TOTAL_PAGES	BIGINT	tablespace_total_pages - Total pages in table space

Table 335. Information returned by the SNAPTBSP_PART administrative view and the SNAP_GET_TBSP_PART table function (continued)

Column name	Data type	Description or corresponding monitor element
TBSP_USABLE_PAGES	BIGINT	tablespace_usable_pages - Usable pages in table space
TBSP_USED_PAGES	BIGINT	tablespace_used_pages - Used pages in table space
TBSP_FREE_PAGES	BIGINT	tablespace_free_pages - Free pages in table space
TBSP_PENDING_FREE_PAGES	BIGINT	tablespace_pending_free_pages - Pending free pages in table space
TBSP_PAGE_TOP	BIGINT	tablespace_page_top - Table space high water mark
REBALANCER_MODE	VARCHAR (30)	tablespace_rebalancer_mode - Rebalancer mode. This interface returns a text identifier based on defines in sqlmon.h, and is one of: <ul style="list-style-type: none"> • FWD_REBAL • NO_REBAL • REV_REBAL • FWD_REBAL_OF_2PASS • REV_REBAL_OF_2PASS
REBALANCER_EXTENTS_REMAINING	BIGINT	tablespace_rebalancer_extents_remaining - Total number of extents to be processed by the rebalancer
REBALANCER_EXTENTS_PROCESSED	BIGINT	tablespace_rebalancer_extents_processed - Number of extents the rebalancer has processed
REBALANCER_PRIORITY	BIGINT	tablespace_rebalancer_priority - Current rebalancer priority
REBALANCER_START_TIME	TIMESTAMP	tablespace_rebalancer_start_time - Rebalancer start time
REBALANCER_RESTART_TIME	TIMESTAMP	tablespace_rebalancer_restart_time - Rebalancer restart time
REBALANCER_LAST_EXTENT_MOVED	BIGINT	tablespace_rebalancer_last_extent_moved - Last extent moved by the rebalancer
TBSP_NUM_RANGES	BIGINT	tablespace_num_ranges - Number of ranges in the table space map
TBSP_NUM_CONTAINERS	BIGINT	tablespace_num_containers - Number of containers in table space
TBSP_INITIAL_SIZE	BIGINT	tablespace_initial_size - Initial table space size
TBSP_CURRENT_SIZE	BIGINT	tablespace_current_size - Current table space size
TBSP_MAX_SIZE	BIGINT	tablespace_max_size - Maximum table space size
TBSP_INCREASE_SIZE	BIGINT	tablespace_increase_size - Increase size in bytes
TBSP_INCREASE_SIZE_PERCENT	SMALLINT	tablespace_increase_size_percent - Increase size by percent

Table 335. Information returned by the SNAPTbsp_Part administrative view and the SNAP_GET_TBSP_Part table function (continued)

Column name	Data type	Description or corresponding monitor element
TBSP_LAST_RESIZE_TIME	TIMESTAMP	tablespace_last_resize_time - Time of last successful resize
TBSP_LAST_RESIZE_FAILED	SMALLINT	tablespace_last_resize_failed - Last resize attempt failed
DBPARTITIONNUM	SMALLINT	dbpartitionnum - Database partition number monitor element
TBSP_PATHS_DROPPED	SMALLINT	Indicates that the table space resides on one or more storage paths that have been dropped (0 - No, 1 - Yes)

SNAPTbsp_QUIESCER administrative view and SNAP_GET_TBSP_QUIESCER table function - Retrieve quiescer table space snapshot information

The SNAPTbsp_QUIESCER administrative view and the SNAP_GET_TBSP_QUIESCER table function return information about quiescers from a table space snapshot.

Important: The SNAPTbsp_QUIESCER administrative view and SNAP_GET_TBSP_QUIESCER table function are deprecated and have been replaced by [“MON_GET_TABLESPACE_QUIESCER table function - Get information about quiesced table spaces”](#) on page 833.

Depending on if you are using the administrative view or the table function, refer to one of the following sections:

- [“SNAPTbsp_QUIESCER administrative view”](#) on page 1580
- [“SNAP_GET_TBSP_QUIESCER table function”](#) on page 1582

SNAPTbsp_QUIESCER administrative view

This administrative view allows you to retrieve quiescer table space snapshot information for the currently connected database.

Used with the SNAPTbsp_RANGE administrative view and the MON_GET_TABLESPACE and MON_GET_CONTAINER table functions, the SNAPTbsp_QUIESCER administrative view provides information equivalent to the **GET SNAPSHOT FOR TABLESPACES ON database-alias** CLP command.

The schema is SYSIBMADM.

Refer to [Table 336 on page 1584](#) for a complete list of information that can be returned.

Authorization

One of the following authorizations is required to use the view:

- SELECT privilege on the SNAPTbsp_QUIESCER administrative view
- CONTROL privilege on the SNAPTbsp_QUIESCER administrative view
- DATAACCESS authority
- DBADM authority
- SQLADM authority
- ACCESSCTRL authority
- SECADM authority

One of the following is required to use the table function:

- EXECUTE privilege on the SNAP_GET_TBSP QUIESCER table function
- DATAACCESS authority
- DBADM authority
- SQLADM authority

In addition, to access snapshot monitor data, one of the following authorities is also required:

- SYSMON
- SYSCTRL
- SYSMANT
- SYSADM

Default PUBLIC privilege

In a non-restrictive database, SELECT privilege is granted to PUBLIC when the view is automatically created.

Example

Retrieve information about the quiesced table spaces for all database members for the currently connected database.

```
SELECT SUBSTR(TBSP_NAME, 1, 10) AS TBSP_NAME, QUIESCER_TS_ID,
       QUIESCER_OBJ_ID, QUIESCER_AUTH_ID, QUIESCER_AGENT_ID,
       QUIESCER_STATE, DBPARTITIONNUM
FROM SYSIBMADM.SNAPT BSP QUIESCER ORDER BY DBPARTITIONNUM
```

The following is an example of output from this query.

```
TBSP_NAME  QUIESCER_TS_ID    QUIESCER_OBJ_ID    QUIESCER_AUTH_ID    ..
-----
USERSPACE1      2                5 SWALKTY            ..
USERSPACE1      2                5 SWALKTY            ..

      2 record(s) selected.
```

Output from this query (continued).

```
... QUIESCER_AGENT_ID    QUIESCER_STATE DBPARTITIONNUM
... -----
...                0 EXCLUSIVE            0
...                65983 EXCLUSIVE            1
```

Example: Determine the partitioned table names

If the table is partitioned and kept in quiesced state, the different values for table space ID and table ID are represented than in SYSCAT.TABLES. These IDs will appear as the unsigned short representation. In order to find the quiesced table name, you need to find the signed short representation first by calculating the table space ID that is subtracting 65536 (the maximum value) from QEUIESCER_TS_ID and then use this table space ID to locate the quiesced tables. (The actual table space ID can be found in SYSCAT.DATAPARTITIONS for each data partition in the table.)

```
SELECT SUBSTR(TBSP_NAME, 1, 10) AS TBSP_NAME,
       CASE WHEN QUIESCER_TS_ID = 65530
            THEN QUIESCER_TS_ID - 65536
            ELSE QUIESCER_TS_ID END as tbspaceid,
       CASE WHEN QUIESCER_TS_ID = 65530
            THEN QUIESCER_OBJ_ID - 65536
            ELSE QUIESCER_OBJ_ID END as tableid
FROM SYSIBMADM.SNAPT BSP QUIESCER
ORDER BY DBPARTITIONNUM
```

The following is an example of output from this query.

member

An optional input argument of type INTEGER that specifies a valid database member number. Specify -1 for the current database member, or -2 for an aggregate of all active database members. If *dbname* is not set to NULL and *member* is set to NULL, -1 is set implicitly for *member*. If this input option is not used, that is, only *dbname* is provided, data is returned from all active database members. An active database member is a member where the database is available for connection and use by applications.

If both *dbname* and *member* are set to NULL, an attempt is made to read data from the file created by SNAP_WRITE_FILE procedure. Note that this file could have been created at any time, which means that the data might not be current. If a file with the corresponding snapshot API request type does not exist, then the SNAP_GET_TBSP QUIESCER table function takes a snapshot for the currently connected database and database member number.

Authorization

One of the following authorizations is required:

- EXECUTE privilege on the SNAP_GET_TBSP QUIESCER table function
- DATAACCESS authority

In addition, to access snapshot monitor data, one of the following authorities is also required:

- SYSMON
- SYSCTRL
- SYSMAINT
- SYSADM

Default PUBLIC privilege

In a non-restrictive database, EXECUTE privilege is granted to PUBLIC when the function is automatically created.

Example

Retrieve information about the quiesced table spaces for database member 1 for the currently connected database.

```
SELECT SUBSTR(TBSP_NAME, 1, 10) AS TBSP_NAME, QUIESCER_TS_ID,  
       QUIESCER_OBJ_ID, QUIESCER_AUTH_ID, QUIESCER_AGENT_ID,  
       QUIESCER_STATE, DBPARTITIONNUM  
FROM TABLE( SYSPROC.SNAP_GET_TBSP QUIESCER( '', 1)) AS T
```

The following is an example of output from this query.

```
TBSP_NAME  QUIESCER_TS_ID    QUIESCER_OBJ_ID    QUIESCER_AUTH_ID    ...  
-----  
USERSPACE1          2                5 SWALKTY            ...  
1 record(s) selected.
```

Output from this query (continued).

```
... QUIESCER_AGENT_ID    QUIESCER_STATE    DBPARTITIONNUM  
... -----  
...                65983 EXCLUSIVE            1
```

Information returned

<i>Table 336. Information returned by the SNAPTBSP QUIESCER administrative view and the SNAP_GET_TBSP QUIESCER table function</i>		
Column name	Data type	Description or corresponding monitor element
SNAPSHOT_TIMESTAMP	TIMESTAMP	The date and time that the snapshot was taken.
TBSP_NAME	VARCHAR(128)	tablespace_name - Table space name
QUIESCER_TS_ID	BIGINT	quiescer_ts_id - Quiescer table space identification
QUIESCER_OBJ_ID	BIGINT	quiescer_obj_id - Quiescer object identification
QUIESCER_AUTH_ID	VARCHAR(128)	quiescer_auth_id - Quiescer user authorization identification
QUIESCER_AGENT_ID	BIGINT	quiescer_agent_id - Quiescer agent identification
QUIESCER_STATE	VARCHAR(14)	quiescer_state - Quiescer state. This interface returns a text identifier based on defines in <code>sqlutil.h</code> and is one of: <ul style="list-style-type: none">• EXCLUSIVE• UPDATE• SHARE
DBPARTITIONNUM	SMALLINT	dbpartitionnum - Database partition number monitor element
MEMBER	SMALLINT	member - Database member monitor element

SNAPTBSP_RANGE administrative view and SNAP_GET_TBSP_RANGE table function - Retrieve range snapshot information

The SNAPTBSP_RANGE administrative view and the SNAP_GET_TBSP_RANGE table function return information from a range snapshot.

Important: The SNAPTBSP_RANGE administrative view and SNAP_GET_TBSP_RANGE table function are deprecated and have been replaced by [“MON_GET_TABLESPACE_RANGE table function - Get information about table space ranges”](#) on page 836.

Depending on if you are using the administrative view or the table function, refer to one of the following sections:

- [“SNAPTBSP_RANGE administrative view”](#) on page 1584
- [“SNAP_GET_TBSP_RANGE table function”](#) on page 1586

SNAPTBSP_RANGE administrative view

This administrative view allows you to retrieve range snapshot information for the currently connected database.

Used with the SNAPTBSP QUIESCER administrative view and the MON_GET_TABLESPACE and the MON_GET_CONTAINER table functions, the SNAPTBSP_RANGE administrative view provides information equivalent to the **GET SNAPSHOT FOR TABLESPACES ON database-alias** CLP command.

The schema is SYSIBMADM.

Refer to [Table 337 on page 1588](#) for a complete list of information that can be returned.

Authorization

One of the following authorizations is required to use the view:

- SELECT privilege on the SNAPTbsp_RANGE administrative view
- CONTROL privilege on the SNAPTbsp_RANGE administrative view
- DATAACCESS authority
- DBADM authority
- SQLADM authority

One of the following is required to use the table function:

- EXECUTE privilege on the SNAP_GET_Tbsp_RANGE table function
- DATAACCESS authority
- DBADM authority
- SQLADM authority

In addition, to access snapshot monitor data, one of the following authorities is also required:

- SYSMON
- SYSCTRL
- SYSMAINT
- SYSADM

Default PUBLIC privilege

In a non-restrictive database, SELECT privilege is granted to PUBLIC when the view is automatically created.

Example

Select information about table space ranges for all database members for the currently connected database.

```
SELECT TBSP_ID, SUBSTR(TBSP_NAME, 1, 15) AS TBSP_NAME, RANGE_NUMBER,
       RANGE_STRIPE_SET_NUMBER, RANGE_OFFSET, RANGE_MAX_PAGE,
       RANGE_MAX_EXTENT, RANGE_START_STRIPE, RANGE_END_STRIPE,
       RANGE_ADJUSTMENT, RANGE_NUM_CONTAINER, RANGE_CONTAINER_ID,
       DBPARTITIONNUM FROM SYSIBMADM.SNAPTbsp_RANGE
ORDER BY DBPARTITIONNUM
```

The following is an example of output from this query.

```
TBSP_ID    TBSP_NAME    RANGE_NUMBER    RANGE_STRIPE_SET_NUMBER    ...
-----
0 SYSCATSPACE          0                0 ...
2 USERSPACE1          0                0 ...
3 SYSTOOLSPACE        0                0 ...
2 USERSPACE1          0                0 ...
2 USERSPACE1          0                0 ...

5 record(s) selected.
```

Output from this query (continued).

```
... RANGE_OFFSET    RANGE_MAX_PAGE    RANGE_MAX_EXTENT    ...
-----
...                0                11515                2878 ...
...                0                479                  14 ...
...                0                251                  62 ...
```

...	0	479	14 ...
...	0	479	14 ...

Output from this query (continued).

...	RANGE_START_STRIPE	RANGE_END_STRIPE	RANGE_ADJUSTMENT	...
...	0	2878	0	...
...	0	14	0	...
...	0	62	0	...
...	0	14	0	...
...	0	14	0	...

Output from this query (continued).

...	RANGE_NUM_CONTAINER	RANGE_CONTAINER_ID	DBPARTITIONNUM
...	1	0	0
...	1	0	0
...	1	0	0
...	1	0	1
...	1	0	2

SNAP_GET_TBSP_RANGE table function

The SNAP_GET_TBSP_RANGE table function returns the same information as the SNAPTbsp_RANGE administrative view, but allows you to retrieve the information for a specific database on a specific database member, aggregate of all database members or all database members.

Used with the SNAP_GET_TBSP, SNAP_GET_TBSP_PART, SNAP_GET_TBSP_QUIESCER and SNAP_GET_CONTAINER table functions, the SNAP_GET_TBSP_RANGE table function provides information equivalent to the **GET SNAPSHOT FOR TABLESPACES ON database-alias** CLP command.

Refer to [Table 337 on page 1588](#) for a complete list of information that can be returned.

Syntax

➔ SNAP_GET_TBSP_RANGE ((*dbname* , *member*) ➔

The schema is SYSPROC.

Table function parameters

dbname

An input argument of type VARCHAR(128) that specifies a valid database name in the same instance as the currently connected database. Specify a database name that has a directory entry type of either "Indirect" or "Home", as returned by the **LIST DATABASE DIRECTORY** command. Specify NULL or empty string to take the snapshot from the currently connected database.

member

An optional input argument of type INTEGER that specifies a valid database member number. Specify -1 for the current database member, or -2 for an aggregate of all active database members. If *dbname* is not set to NULL and *member* is set to NULL, -1 is set implicitly for *member*. If this input option is not used, that is, only *dbname* is provided, data is returned from all active database members. An active database member is a member where the database is available for connection and use by applications.

If both *dbname* and *member* are set to NULL, an attempt is made to read data from the file created by SNAP_WRITE_FILE procedure. Note that this file could have been created at any time, which means that the data might not be current. If a file with the corresponding snapshot API request type does not exist, then the SNAP_GET_TBSP_RANGE table function takes a snapshot for the currently connected database and database member number.

Authorization

One of the following authorizations is required:

- EXECUTE privilege on the SNAP_GET_TBSP_RANGE table function
- DATAACCESS authority

In addition, to access snapshot monitor data, one of the following authorities is also required:

- SYSMON
- SYSCTRL
- SYSMAINT
- SYSADM

Default PUBLIC privilege

In a non-restrictive database, EXECUTE privilege is granted to PUBLIC when the function is automatically created.

Examples

Select information about the table space range for the table space with `tbasp_id = 2` on the currently connected database member.

```
SELECT TBSP_ID, SUBSTR(TBSP_NAME, 1, 15) AS TBSP_NAME, RANGE_NUMBER,
       RANGE_STRIPE_SET_NUMBER, RANGE_OFFSET, RANGE_MAX_PAGE, RANGE_MAX_EXTENT,
       RANGE_START_STRIPE, RANGE_END_STRIPE, RANGE_ADJUSTMENT,
       RANGE_NUM_CONTAINER, RANGE_CONTAINER_ID
FROM TABLE(SNAP_GET_TBSP_RANGE(' ', -1)) AS T WHERE TBSP_ID = 2
```

The following is an example of output from this query.

```
TBSP_ID      TBSP_NAME      RANGE_NUMBER      ...
-----
2  USERSPACE1      0 ...

1 record(s) selected.
```

Output from this query (continued).

```
... RANGE_STRIPE_SET_NUMBER RANGE_OFFSET      RANGE_MAX_PAGE      ...
... -----
...                0                0                3967 ...
```

Output from this query (continued).

```
... RANGE_MAX_EXTENT      RANGE_START_STRIPE      RANGE_END_STRIPE      ...
... -----
...                123                0                123 ...
```

Output from this query (continued).

```
... RANGE_ADJUSTMENT      RANGE_NUM_CONTAINER      RANGE_CONTAINER_ID
... -----
...                0                1                0
```

Information returned

<i>Table 337. Information returned by the SNAPTBSP_RANGE administrative view and the SNAP_GET_TBSP_RANGE table function</i>		
Column name	Data type	Description or corresponding monitor element
SNAPSHOT_TIMESTAMP	TIMESTAMP	The date and time that the snapshot was taken.
TBSP_ID	BIGINT	tablespace_id - Table space identification
TBSP_NAME	VARCHAR(128)	tablespace_name - Table space name
RANGE_NUMBER	BIGINT	range_number - Range number
RANGE_STRIPE_SET_NUMBER	BIGINT	range_stripe_set_number - Stripe set number
RANGE_OFFSET	BIGINT	range_offset - Range offset
RANGE_MAX_PAGE	BIGINT	range_max_page_number - Maximum page in range
RANGE_MAX_EXTENT	BIGINT	range_max_extent - Maximum extent in range
RANGE_START_STRIPE	BIGINT	range_start_stripe - Start stripe
RANGE_END_STRIPE	BIGINT	range_end_stripe - End stripe
RANGE_ADJUSTMENT	BIGINT	range_adjustment - Range adjustment
RANGE_NUM_CONTAINER	BIGINT	range_num_container - Number of containers in range
RANGE_CONTAINER_ID	BIGINT	range_container_id - Range container
DBPARTITIONNUM	SMALLINT	dbpartitionnum - Database partition number monitor element

SNAPUTIL administrative view and SNAP_GET_UTIL table function - Retrieve utility_info logical data group snapshot information

The SNAPUTIL administrative view and the SNAP_GET_UTIL table function return snapshot information about the utilities from the utility_info logical data group.

Important: The SNAPUTIL administrative view and the SNAP_GET_UTIL table function are deprecated and have been replaced by the [“MON_GET_UTILITY table function - Get utilities running on the database”](#) on page 885.

Depending on if you are using the administrative view or the table function, refer to one of the following sections:

- [“SNAPUTIL administrative view”](#) on page 1588
- [“SNAP_GET_UTIL table function”](#) on page 1590

SNAPUTIL administrative view

Used in conjunction with the SNAPUTIL_PROGRESS administrative view, the SNAPUTIL administrative view provides the same information as the **LIST UTILITIES SHOW DETAIL CLP** command.

The schema is SYSIBMADM.

Refer to [Table 338 on page 1591](#) for a complete list of information that can be returned.

Authorization

One of the following authorizations is required to use the view:

- SELECT privilege on the SNAPUTIL administrative view
- CONTROL privilege on the SNAPUTIL administrative view
- DATAACCESS authority
- DBADM authority
- SQLADM authority
- ACCESSCTRL authority
- SECADM authority

One of the following is required to use the table function:

- EXECUTE privilege on the SNAP_GET_UTIL table function
- DATAACCESS authority
- DBADM authority
- SQLADM authority

In addition, to access snapshot monitor data, one of the following authorities is also required:

- SYSMON
- SYSCTRL
- SYSMAINT
- SYSADM

Default PUBLIC privilege

In a non-restrictive database, SELECT privilege is granted to PUBLIC when the view is automatically created.

Example

Retrieve a list of utilities and their states on all database members for all active databases in the instance that contains the connected database.

```
SELECT UTILITY_TYPE, UTILITY_PRIORITY, SUBSTR(UTILITY_DESCRIPTION, 1, 72)
       AS UTILITY_DESCRIPTION, SUBSTR(UTILITY_DBNAME, 1, 17) AS
       UTILITY_DBNAME, UTILITY_STATE, UTILITY_INVOKER_TYPE, DBPARTITIONNUM
FROM SYSIBMADM.SNAPUTIL ORDER BY DBPARTITIONNUM
```

The following is an example of output from this query.

```
UTILITY_TYPE      UTILITY_PRIORITY ...
-----
LOAD              - ...
LOAD              - ...
LOAD              - ...

3 record(s) selected.
```

Output from this query (continued).

```
... UTILITY_DESCRIPTION ...
...
... ONLINE LOAD DEL AUTOMATIC INDEXING INSERT COPY NO TEST .LOADTEST ...
... ONLINE LOAD DEL AUTOMATIC INDEXING INSERT COPY NO TEST .LOADTEST ...
... ONLINE LOAD DEL AUTOMATIC INDEXING INSERT COPY NO TEST .LOADTEST ...
```

Output from this query (continued).

UTILITY_DBNAME	UTILITY_STATE	UTILITY_INVOKER_TYPE	DBPARTITIONNUM
SAMPLE	EXECUTE	USER	0
SAMPLE	EXECUTE	USER	1
SAMPLE	EXECUTE	USER	2

SNAP_GET_UTIL table function

The SNAP_GET_UTIL table function returns the same information as the SNAPUTIL administrative view, but allows you to retrieve the information for a specific database member, aggregate of all database members or all database members.

Used in conjunction with the SNAP_GET_UTIL_PROGRESS table function, the SNAP_GET_UTIL table function provides the same information as the **LIST UTILITIES SHOW DETAIL** CLP command.

Refer to [Table 338 on page 1591](#) for a complete list of information that can be returned.

Syntax

➔ SNAP_GET_UTIL (*member*) ➔

The schema is SYSPROC.

Table function parameter

member

An optional input argument of type INTEGER that specifies a valid database member number. Specify -1 for the current database member, or -2 for an aggregate of all active database members. If this input option is not used, data will be returned from all active database members. An active database member is a member where the database is available for connection and use by applications.

If *member* is set to NULL, an attempt is made to read data from the file created by SNAP_WRITE_FILE procedure. Note that this file could have been created at any time, which means that the data might not be current. If a file with the corresponding snapshot API request type does not exist, then the SNAP_GET_UTIL table function takes a snapshot for the currently connected database and database member number.

Authorization

One of the following authorizations is required:

- EXECUTE privilege on the SNAP_GET_UTIL table function
- DATAACCESS authority

In addition, to access snapshot monitor data, one of the following authorities is also required:

- SYSMON
- SYSCTRL
- SYSMAINT
- SYSADM

Default PUBLIC privilege

In a non-restrictive database, EXECUTE privilege is granted to PUBLIC when the function is automatically created.

Examples

Example 1: Retrieve a list of utility ids with their type and state for the currently connected database member on database SAMPLE.

```
SELECT UTILITY_ID, UTILITY_TYPE, UTILITY_STATE
FROM TABLE(SNAP_GET_UTIL(-1)) AS T WHERE UTILITY_DBNAME='SAMPLE'
```

The following is an example of output from this query:

```
UTILITY_ID      UTILITY_TYPE      STATE
-----
1 BACKUP        EXECUTE

1 record(s) selected.
```

Example 2: Retrieve a list of utility ids with their type, member number and database partition number for the currently connected database member.

```
SELECT UTILITY_ID, UTILITY_TYPE, MEMBER, DBPARTITIONNUM
FROM TABLE(SNAP_GET_UTIL(-1)) AS T
```

The following is an example of output from this query:

```
UTILITY_ID  UTILITY_TYPE      MEMBER  DBPARTITIONNUM
-----
2 BACKUP        2        2
```

Information returned

<i>Table 338. Information returned by the SNAPUTIL administrative view and the SNAP_GET_UTIL table function</i>		
Column name	Data type	Description or corresponding monitor element
SNAPSHOT_TIMESTAMP	TIMESTAMP	The date and time that the snapshot was taken.
UTILITY_ID	INTEGER	utility_id - Utility ID. Unique to a database partition.
UTILITY_TYPE	VARCHAR(26)	utility_type - Utility type. This interface returns a text identifier based on the defines in sqlmon.h.
UTILITY_PRIORITY	INTEGER	utility_priority - Utility priority. Priority if utility supports throttling, otherwise null.
UTILITY_DESCRIPTION	VARCHAR(2048)	utility_description - Utility description. Can be null.
UTILITY_DBNAME	VARCHAR(128)	utility_dbname - Database operated on by utility
UTILITY_START_TIME	TIMESTAMP	utility_start_time - Utility start time
UTILITY_STATE	VARCHAR(10)	utility_state - Utility state. This interface returns a text identifier based on the defines in sqlmon.h.

Table 338. Information returned by the SNAPUTIL administrative view and the SNAP_GET_UTIL table function (continued)

Column name	Data type	Description or corresponding monitor element
UTILITY_INVOKER_TYPE	VARCHAR(10)	utility_invoker_type - Utility invoker type. This interface returns a text identifier based on the defines in sqlmon.h and is one of: <ul style="list-style-type: none"> • AUTO • USER
DBPARTITIONNUM	SMALLINT	dbpartitionnum - Database partition number monitor element
PROGRESS_LIST_ATTR	VARCHAR(10)	progress_list_attr - Current progress list attributes
PROGRESS_LIST_CUR_SEQ_NUM	INTEGER	progress_list_current_seq_num - Current progress list sequence number
MEMBER	SMALLINT	member - Database member monitor element

SYSINSTALLROUTINES

This procedure has been deprecated.

➤ SYSINSTALLROUTINES — (—) ➤

The schema is SYSPROC.

Authorization

One of the following authorities is required to execute the procedure:

- EXECUTE privilege on the procedure
- DATAACCESS authority
- DBADM authority
- SQLADM authority

Default PUBLIC privilege

In a non-restrictive database, EXECUTE privilege is granted to PUBLIC when the procedure is automatically created.

TBSP_UTILIZATION administrative view - Retrieve table space configuration and utilization information

The TBSP_UTILIZATION administrative view returns table space configuration and utilization information. It retrieves a similar report to the **LIST TABLESPACES** command on a single partitioned database. Its information is based on the SNAPTbsp, SNAPTbsp_PART administrative views and TABLESPACES catalog view.

Important: The TBSP_UTILIZATION administrative view is deprecated and have been replaced by the “MON_TBSP_UTILIZATION - Retrieve monitoring metrics for all table spaces and all database partitions” on page 390.

The schema is SYSIBMADM.

Authorization

One of the following authorizations is required:

- SELECT privilege on the TBSP_UTILIZATION administrative view
- CONTROL privilege on the TBSP_UTILIZATION administrative view
- DATAACCESS authority
- DBADM authority
- SQLADM authority

In addition, to access snapshot monitor data, one of the following authorities is also required:

- SYSMON
- SYSCTRL
- SYSMANT
- SYSADM

Default PUBLIC privilege

In a non-restrictive database, SELECT privilege is granted to PUBLIC when the view is automatically created.

Example

Retrieve the same report as the **LIST TABLESPACES** command on a single partitioned database.

```
SELECT TBSP_ID, SUBSTR(TBSP_NAME,1,20) as TBSP_NAME, TBSP_TYPE,
       TBSP_CONTENT_TYPE, TBSP_STATE FROM SYSIBMADM.TBSP_UTILIZATION
```

The following is an example of output for this query.

```
TBSP_ID      TBSP_NAME          TBSP_TYPE  ...
-----
0 SYSCATSPACE      DMS        ...
1 TEMPSPACE1      DMS        ...
2 USERSPACE1      DMS        ...
3 SYSTOOLSPACE    DMS        ...
4 SYSTOOLSTMPSPACE DMS        ...
```

Output for this query (continued).

```
... TBSP_CONTENT_TYPE TBSP_STATE
... -----
... ANY                NORMAL
... SYSTEMP            NORMAL
... ANY                NORMAL
... ANY                NORMAL
... USRTEMP            NORMAL
```

Information returned

<i>Table 339. Information returned by the TBSP_UTILIZATION administrative view</i>		
Column name	Data type	Description or corresponding monitor element
SNAPSHOT_TIMESTAMP	TIMESTAMP	The date and time that the snapshot was taken.
TBSP_ID	BIGINT	tablespace_id - Table space identification

Table 339. Information returned by the TBSP_UTILIZATION administrative view (continued)

Column name	Data type	Description or corresponding monitor element
TBSP_NAME	VARCHAR(128)	tablespace_name - Table space name
TBSP_TYPE	VARCHAR(10)	tablespace_type - Table space type
TBSP_CONTENT_TYPE	VARCHAR(10)	tablespace_content_type - Table space content type
TBSP_CREATE_TIME	TIMESTAMP	Creation time of the table space.
TBSP_STATE	VARCHAR(256)	tablespace_state - Table space state
TBSP_TOTAL_SIZE_KB	BIGINT	The total size of the table space in KB, calculated as total_pages*pagesize/1024.
TBSP_USABLE_SIZE_KB	BIGINT	The total usable size of the table space in KB, calculated as usable_pages*pagesize/1024.
TBSP_USED_SIZE_KB	BIGINT	The total used size of the table space in KB, calculated as used_pages*pagesize/1024.
TBSP_FREE_SIZE_KB	BIGINT	The total available size of the table space in KB, calculated as free_pages*pagesize/1024.
TBSP_UTILIZATION_PERCENT	BIGINT	The utilization of the table space as a percentage. Calculated as (used_pages/usable_pages)*100, if usable_pages is available. Otherwise, -1 will be displayed.
TBSP_TOTAL_PAGES	BIGINT	tablespace_total_pages - Total pages in table space
TBSP_USABLE_PAGES	BIGINT	tablespace_usable_pages - Usable pages in table space
TBSP_USED_PAGES	BIGINT	tablespace_used_pages - Used pages in table space
TBSP_FREE_PAGES	BIGINT	tablespace_free_pages - Free pages in table space
TBSP_PAGE_TOP	BIGINT	tablespace_page_top - Table space high water mark
TBSP_PAGE_SIZE	INTEGER	tablespace_page_size - Table space page size
TBSP_EXTENT_SIZE	INTEGER	tablespace_extent_size - Table space extent size
TBSP_PREFETCH_SIZE	BIGINT	tablespace_prefetch_size - Table space prefetch size
TBSP_MAX_SIZE	BIGINT	tablespace_max_size - Maximum table space size

Table 339. Information returned by the TBSP_UTILIZATION administrative view (continued)		
Column name	Data type	Description or corresponding monitor element
TBSP_INCREASE_SIZE	BIGINT	tablespace_increase_size - Increase size in bytes
TBSP_INCREASE_SIZE_PERCENT	SMALLINT	tablespace_increase_size_percent - Increase size by percent
TBSP_LAST_RESIZE_TIME	TIMESTAMP	tablespace_last_resize_time - Time of last successful resize
TBSP_LAST_RESIZE_FAILED	SMALLINT	tablespace_last_resize_failed - Last resize attempt failed
TBSP_USING_AUTO_STORAGE	SMALLINT	tablespace_using_auto_storage - Table space enabled for automatic storage
TBSP_AUTO_RESIZE_ENABLED	SMALLINT	tablespace_auto_resize_enabled - Table space automatic resizing enabled
DBPGNAME	VARCHAR(128)	Name of the database partition group for the table space.
TBSP_NUM_CONTAINERS	BIGINT	tablespace_num_containers - Number of containers in table space
REMARKS	VARCHAR(254)	User-provided comment.
DBPARTITIONNUM	SMALLINT	dbpartitionnum - Database partition number monitor element

WLM_GET_ACTIVITY_DETAILS - Return detailed information about a specific activity

This function returns detailed information about a specific activity identified by its application handle, unit of work ID, and activity ID. This information includes details about any thresholds that the activity has violated.

Note: This table function has been deprecated and replaced by “[MON_GET_ACTIVITY_DETAILS table function - Return information about an activity as an XML document](#)” on page 472.

This function returns basic statistics of one or more service subclasses.

Syntax

```

▶▶ WLM_GET_ACTIVITY_DETAILS ( ( — application_handle — , — uow_id — , — activity_id — )
▶▶ , — member — ) ▶▶

```

The schema is SYSPROC.

Table function parameters

application_handle

An input argument of type BIGINT that specifies a valid application handle. If the argument is null, no rows are returned from this function. If the argument is null, an SQL171N error is returned.

uow_id

An input argument of type INTEGER that specifies a valid unit of work identifier unique within the application. If the argument is null, no rows are returned from this function. If the argument is null, an SQL171N error is returned.

activity_id

An input argument of type INTEGER that specifies a valid activity ID unique within the unit of work. If the argument is null, no rows are returned from this function. If the argument is null, an SQL171N error is returned.

member

An input argument of type INTEGER that specifies a valid member number in the same instance as the currently connected database when calling this function. Specify -1 for the current database member, or -2 for all database members. If a null value is specified, -1 is set implicitly.

Authorization

One of the following authorities is required to execute the routine:

- EXECUTE privilege on the routine
- DATAACCESS authority
- DBADM authority
- SQLADM authority
- WLMADM authority

Default PUBLIC privilege

None

Example

Detailed information about an individual activity can be obtained by using the WLM_GET_ACTIVITY_DETAILS table function. This table function returns activity information as name-value pairs for each member. This example is restricted to showing only an eleven member subset of the name-value pairs for each member for an activity identified by an application handle of 1, a unit of work ID of 1 and an activity ID of 5. For a complete list of name-value pairs, see [Table 341 on page 1597](#) and [Table 342 on page 1599](#).

```
SELECT SUBSTR(CHAR(DBPARTITIONNUM),1,4) AS PART,
       SUBSTR(NAME, 1, 20) AS NAME,
       SUBSTR(VALUE, 1, 30) AS VALUE
FROM TABLE(WLM_GET_ACTIVITY_DETAILS(1, 1, 5, -2)) AS ACTDETAIL
WHERE NAME IN ('APPLICATION_HANDLE',
              'COORD_PARTITION_NUM',
              'LOCAL_START_TIME',
              'UOW_ID',
              'ACTIVITY_ID',
              'PARENT_UOW_ID',
              'PARENT_ACTIVITY_ID',
              'ACTIVITY_TYPE',
              'NESTING_LEVEL',
              'INVOCATION_ID',
              'ROUTINE_ID')
ORDER BY PART
```

The following is an example of output from this query.

PART	NAME	VALUE
0	APPLICATION_HANDLE	1
0	COORD_PARTITION_NUM	0
0	LOCAL_START_TIME	2005-11-25-18.52.49.343000
0	UOW_ID	1
0	ACTIVITY_ID	5
0	PARENT_UOW_ID	1
0	PARENT_ACTIVITY_ID	3

```

0  ACTIVITY_TYPE          READ_DML
0  NESTING_LEVEL         0
0  INVOCATION_ID         1
0  ROUTINE_ID            0
1  APPLICATION_HANDLE     1
1  COORD_PARTITION_NUM   0
1  LOCAL_START_TIME      2005-11-25-18.52.49.598000
1  UOW_ID                 1
1  ACTIVITY_ID           5
1  PARENT_UOW_ID         0
1  PARENT_ACTIVITY_ID    0
1  ACTIVITY_TYPE          READ_DML
1  NESTING_LEVEL         0
1  INVOCATION_ID         1
1  ROUTINE_ID            0

```

Usage note

An ACTIVITY_STATE of QUEUED means that the coordinator activity has made a RPC to the catalog member to obtain threshold tickets and has not yet received a response. Seeing this state might indicate that the activity has been queued by WLM or, over short periods of time, might just indicate that the activity is in the process of obtaining its tickets. To obtain a more accurate picture of whether or not the activity is really being queued, one can determine which agent is working on the activity (using the WLM_GET_SERVICE_CLASS_AGENTS table function) and find out whether this agent's event_object at the catalog member has a value of WLM_QUEUE.

Information returned

Table 340. Information returned for WLM_GET_ACTIVITY_DETAILS

Column Name	Data Type	Description
DBPARTITIONNUM	SMALLINT	dbpartitionnum - Database partition number monitor element
NAME	VARCHAR(256)	Element name. See Table 341 on page 1597 and Table 342 on page 1599 for possible values.
VALUE	VARCHAR(1024)	Element values. See Table 341 on page 1597 and Table 342 on page 1599 for possible values.

Table 341. Elements returned

Element Name	Description
ACTIVITY_ID	activity_id - Activity ID monitor element
ACTIVITY_STATE	activity_state - Activity state monitor element
ACTIVITY_TYPE	activity_type - Activity type monitor element
APPLICATION_HANDLE	application_handle - Application handle monitor element
COORD_PARTITION_NUM	coord_partition_num - Coordinator partition number monitor element
DATABASE_WORK_ACTION_SET_ID	If this activity has been mapped to a work action set that has been applied to the database, this column contains the ID of the work action set. This column contains 0 if the activity has not been mapped to a work action set that has been applied to the database.
DATABASE_WORK_CLASS_ID	If this activity has been mapped to a work action set that has been applied to the database, this column contains the ID of the work class of this activity. This column contains 0 if the activity has not been mapped to a work action set that has been applied to the database.

Table 341. Elements returned (continued)

Element Name	Description
EFFECTIVE_ISOLATION	effective_isolation - Effective isolation monitor element
EFFECTIVE_LOCK_TIMEOUT	effective_lock_timeout - Effective lock timeout monitor element
EFFECTIVE_QUERY_DEGREE	effective_query_degree - Effective query degree monitor element
ENTRY_TIME	entry_time - Entry time monitor element
INVOCATION_ID	invocation_id - Invocation ID monitor element
LAST_REFERENCE_TIME	last_reference_time - Last reference time monitor element
LOCAL_START_TIME	local_start_time - Local start time monitor element
NESTING_LEVEL	nesting_level - Nesting level monitor element
PACKAGE_NAME	package_name - Package name monitor element
PACKAGE_SCHEMA	package_schema - Package schema monitor element
PACKAGE_VERSION_ID	package_version_id - Package version monitor element
PARENT_ACTIVITY_ID	parent_activity_id - Parent activity ID monitor element
PARENT_UOW_ID	Unique unit of work identifier within an application. Refers to the original unit of work this activity's parent activity started in. Returns an empty string if the activity has no parent activity or when at a remote member.
QUERY_COST_ESTIMATE	query_cost_estimate - Query cost estimate monitor element
ROUTINE_ID	routine_id - Routine ID monitor element
ROWS_FETCHED	rows_fetched - Rows fetched monitor element
ROWS_MODIFIED	rows_modified - Rows modified monitor element
SECTION_NUMBER	section_number - Section number monitor element
SERVICE_CLASS_ID	service_class_id - Service class ID monitor element
SERVICE_CLASS_WORK_ACTION_SET_ID	If this activity has been mapped to a work action set that has been applied to a service class, this column contains the ID of the work action set. This column contains 0 if the activity has not been mapped to a work action set that has been applied to a service class.
SERVICE_CLASS_WORK_CLASS_ID	If this activity has been mapped to a work action set that has been applied to a service class, this column contains the ID of the work class of this activity. This column contains 0 if the activity has not been mapped to a work action set that has been applied to a service class.
STMT_PKG_CACHE_ID	stmt_pkgcache_id - Statement package cache identifier monitor element
STMT_TEXT	stmt_text - SQL statement text monitor element
SYSTEM_CPU_TIME	system_cpu_time - System CPU time monitor element
UOW_ID	uow_id - Unit of work ID monitor element
USER_CPU_TIME	user_cpu_time - User CPU time monitor element
UTILITY_ID	utility_id - Utility ID monitor element

Important: The WLM_GET_ACTIVITY_DETAILS table function shows only the thresholds that are currently being applied to an activity.

The following elements are returned only if the corresponding thresholds apply to the activity.

<i>Table 342. Elements returned if applicable</i>	
Element Name	Description
ACTIVITYTOTALTIME_THRESHOLD_ID	activitytotaltime_threshold_id - Activity total time threshold ID monitor element
ACTIVITYTOTALTIME_THRESHOLD_VALUE	activitytotaltime_threshold_value - Activity total time threshold value monitor element
ACTIVITYTOTALTIME_THRESHOLD_VIOLATED	activitytotaltime_threshold_violated - Activity total time threshold violated monitor element
CONCURRENTDBCOORDACTIVITIES_DB_THRESHOLD_ID	concurrentdbcoordactivities_db_threshold_id - Concurrent database coordinator activities database threshold ID monitor element
CONCURRENTDBCOORDACTIVITIES_DB_THRESHOLD_QUEUED	concurrentdbcoordactivities_db_threshold_queued - Concurrent database coordinator activities database threshold queued monitor element
CONCURRENTDBCOORDACTIVITIES_DB_THRESHOLD_VALUE	concurrentdbcoordactivities_db_threshold_value - Concurrent database coordinator activities database threshold value monitor element
CONCURRENTDBCOORDACTIVITIES_DB_THRESHOLD_VIOLATED	concurrentdbcoordactivities_db_threshold_violated - Concurrent database coordinator activities database threshold violated monitor element
CONCURRENTDBCOORDACTIVITIES_SUBCLASS_THRESHOLD_ID	concurrentdbcoordactivities_subclass_threshold_id - Concurrent database coordinator activities service subclass threshold ID monitor element
CONCURRENTDBCOORDACTIVITIES_SUBCLASS_THRESHOLD_QUEUED	'Yes' indicates that the activity was queued by the CONCURRENTDBCOORDACTIVITIES_SUBCLASS threshold. 'No' indicates that the activity was not queued.
CONCURRENTDBCOORDACTIVITIES_SUBCLASS_THRESHOLD_VALUE	concurrentdbcoordactivities_subclass_threshold_value - Concurrent database coordinator activities service subclass threshold value monitor element
CONCURRENTDBCOORDACTIVITIES_SUBCLASS_THRESHOLD_VIOLATED	'Yes' indicates that the activity violated the CONCURRENTDBCOORDACTIVITIES_SUBCLASS threshold. 'No' indicates that the activity has not yet violated the threshold.
CONCURRENTDBCOORDACTIVITIES_SUPERCLASS_THRESHOLD_ID	The ID of the CONCURRENTDBCOORDACTIVITIES_SUPERCLASS threshold that was applied to the activity.
CONCURRENTDBCOORDACTIVITIES_SUPERCLASS_THRESHOLD_QUEUED	'Yes' indicates that the activity was queued by the CONCURRENTDBCOORDACTIVITIES_SUPERCLASS threshold. 'No' indicates that the activity was not queued.

Table 342. Elements returned if applicable (continued)

Element Name	Description
CONCURRENTDBCOORDACTIVITIES_SUPERCLASS_THRESHOLD_VALUE	The upper bound of the CONCURRENTDBCOORDACTIVITIES_SUPERCLASS threshold that was applied to the activity.
CONCURRENTDBCOORDACTIVITIES_SUPERCLASS_THRESHOLD_VIOLATED	'Yes' indicates that the activity violated the CONCURRENTDBCOORDACTIVITIES_SUPERCLASS threshold. 'No' indicates that the activity has not yet violated the threshold.
CONCURRENTDBCOORDACTIVITIES_WORK_ACTION_SET_THRESHOLD_ID	The ID of the CONCURRENTDBCOORDACTIVITIES_WORK_ACTION_SET threshold that was applied to the activity.
CONCURRENTDBCOORDACTIVITIES_WORK_ACTION_SET_THRESHOLD_QUEUED	'Yes' indicates that the activity was queued by the CONCURRENTDBCOORDACTIVITIES_WORK_ACTION_SET threshold. 'No' indicates that the activity was not queued.
CONCURRENTDBCOORDACTIVITIES_WORK_ACTION_SET_THRESHOLD_VALUE	The upper bound of the CONCURRENTDBCOORDACTIVITIES_WORK_ACTION_SET threshold that was applied to the activity.
CONCURRENTDBCOORDACTIVITIES_WORK_ACTION_SET_THRESHOLD_VIOLATED	'Yes' indicates that the activity violated the CONCURRENTDBCOORDACTIVITIES_WORK_ACTION_SET threshold. 'No' indicates that the activity has not yet violated the threshold.
CONCURRENTWORKLOADACTIVITIES_THRESHOLD_ID	The ID of the CONCURRENTWORKLOADACTIVITIES threshold that was applied to the activity.
CONCURRENTWORKLOADACTIVITIES_THRESHOLD_VALUE	The upper bound of the CONCURRENTWORKLOADACTIVITIES threshold that was applied to the activity.
CONCURRENTWORKLOADACTIVITIES_THRESHOLD_VIOLATED	'Yes' indicates that the activity violated the CONCURRENTWORKLOADACTIVITIES threshold. 'No' indicates that the activity has not yet violated the threshold.
ESTIMATEDSQLCOST_THRESHOLD_ID	estimatedsqlcost_threshold_id - Estimated SQL cost threshold ID monitor element
ESTIMATEDSQLCOST_THRESHOLD_VALUE	estimatedsqlcost_threshold_value - Estimated SQL cost threshold value monitor element
ESTIMATEDSQLCOST_THRESHOLD_VIOLATED	estimatedsqlcost_threshold_violated - Estimated SQL cost threshold violated monitor element
SQLROWSRETURNED_THRESHOLD_ID	sqlrowsreturned_threshold_id - SQL rows read returned threshold ID monitor element
SQLROWSRETURNED_THRESHOLD_VALUE	sqlrowsreturned_threshold_value - SQL rows read returned threshold value monitor element
SQLROWSRETURNED_THRESHOLD_VIOLATED	sqlrowsreturned_threshold_violated - SQL rows read returned threshold violated monitor element

Table 342. Elements returned if applicable (continued)

Element Name	Description
SQLTEMPSPACE_THRESHOLD_ID	sqltempespace_threshold_id - SQL temporary space threshold ID monitor element
SQLTEMPSPACE_THRESHOLD_VALUE	sqltempespace_threshold_value - SQL temporary space threshold value monitor element
SQLTEMPSPACE_THRESHOLD_VIOLATED	sqltempespace_threshold_violated - SQL temporary space threshold violated monitor element

WLM_GET_SERVICE_CLASS_AGENTS_V97 - List agents running in a service class

The WLM_GET_SERVICE_CLASS_AGENTS_V97 table function returns the list of agents, fenced mode processes (db2fmp processes), and system entities on a specified member that are running in a specified service class or on behalf of a specified application. The system entities are non-agent threads and processes, such as page cleaners and prefetchers.

Note: This table function has been deprecated and replaced by the [WLM_GET_SERVICE_CLASS_AGENTS](#) table function.

Syntax

```
WLM_GET_SERVICE_CLASS_AGENTS_V97 ( ( service_superclass_name ,
    service_subclass_name , application_handle , member ) )
```

The schema is SYSPROC.

Table function parameters

service_superclass_name

An input argument of type VARCHAR(128) that specifies the name of a service superclass in the currently connected database. If the argument is null or an empty string, data is retrieved for all the superclasses in the database.

service_subclass_name

An input argument of type VARCHAR(128) that refers to a specific subclass within a superclass. If the argument is null or an empty string, data is retrieved for all the subclasses in the database.

application_handle

An input argument of type BIGINT that specifies the application handle for which agent information is to be returned. If the argument is null, data is retrieved for all applications in the database. An application handle of 0 returns the system entities only.

member

An input argument of type INTEGER that specifies the member number in the same instance as the currently connected database. Specify -1 for the current database member, or -2 for all database members. If a null value is specified, -1 is set implicitly.

Authorization

One of the following authorities is required to execute the routine:

- EXECUTE privilege on the routine
- DATAACCESS authority
- DBADM authority
- SQLADM authority

21 record(s) selected.

Usage note

The parameters are, in effect, ANDed together. That is, if you specify conflicting input parameters, such as a service superclass SUP_A and a subclass SUB_B such that SUB_B is not a subclass of SUP_A, no rows are returned.

Information returned

Table 343. Information returned by WLM_GET_SERVICE_CLASS_AGENTS_V97

Column name	Data type	Description
SERVICE_SUPERCLASS_NAME	VARCHAR (128)	service_superclass_name - Service superclass name monitor element
SERVICE_SUBCLASS_NAME	VARCHAR (128)	service_subclass_name - Service subclass name monitor element
APPLICATION_HANDLE	BIGINT	application_handle - Application handle monitor element
DBPARTITIONNUM	SMALLINT	dbpartitionnum - Database partition number monitor element
ENTITY	VARCHAR (32)	One of the following values: <ul style="list-style-type: none"> • If the type of entity is an agent, the value is db2agent. • If the type of entity is a fenced mode process, the value is db2fmp (<i>pid</i>) where <i>pid</i> is the process ID of the fenced mode process. • Otherwise, the value is the name of the system entity.
WORKLOAD_NAME	VARCHAR (128)	workload_name - Workload name monitor element
WORKLOAD_OCCURRENCE_ID	INTEGER	workload_occurrence_id - Workload occurrence identifier monitor element
UOW_ID	INTEGER	uow_id - Unit of work ID monitor element
ACTIVITY_ID	INTEGER	activity_id - Activity ID monitor element
PARENT_UOW_ID	INTEGER	parent_uow_id - Parent unit of work ID monitor element
PARENT_ACTIVITY_ID	INTEGER	parent_activity_id - Parent activity ID monitor element
AGENT_TID	BIGINT	agent_tid - Agent thread ID monitor element
AGENT_TYPE	VARCHAR (32)	Agent type. The agent types are as follows: <ul style="list-style-type: none"> • COORDINATOR • OTHER • PDBSUBAGENT • SMPSUBAGENT If the value is COORDINATOR, the agent ID might change in concentrator environments.
SMP_COORDINATOR	INTEGER	Indication of whether the agent is an SMP coordinator: 1 for yes and 0 for no.

Table 343. Information returned by WLM_GET_SERVICE_CLASS_AGENTS_V97 (continued)

Column name	Data type	Description
AGENT_SUBTYPE	VARCHAR (32)	Agent subtype. The possible subtypes are as follows: <ul style="list-style-type: none"> • DSS • OTHER • RPC • SMP
AGENT_STATE	VARCHAR (32)	Indication of whether an agent is associated or active. The possible values are: <ul style="list-style-type: none"> • ASSOCIATED • ACTIVE
EVENT_TYPE	VARCHAR (32)	Type of event last processed by this agent. The possible values are as follows: <ul style="list-style-type: none"> • ACQUIRE • PROCESS • WAIT See Table 108 on page 500 for more information about possible values for this column.
EVENT_OBJECT	VARCHAR (32)	Object of the event last processed by this agent. The possible values are as follows: <ul style="list-style-type: none"> • COMPRESSION_DICTIONARY_BUILD • IMPLICIT_REBIND • INDEX_RECREATE • LOCK • LOCK_ESCALATION • QP_QUEUE • REMOTE_REQUEST • REQUEST • ROUTINE • WLM_QUEUE See Table 108 on page 500 for more information about possible values for this column.
EVENT_STATE	VARCHAR (32)	State of the event last processed by this agent. The possible values are as follows: <ul style="list-style-type: none"> • EXECUTING • IDLE See Table 108 on page 500 for more information about possible values for this column.

Table 343. Information returned by WLM_GET_SERVICE_CLASS_AGENTS_V97 (continued)

Column name	Data type	Description
REQUEST_ID	VARCHAR (64)	Request ID. This value is unique only in combination with the value of <i>application_handle</i> . You can use this combination to distinguish between one request that is taking a long time and multiple requests; for example, to distinguish between one long fetch and multiple fetches.
REQUEST_TYPE	VARCHAR (32)	<p>Type of request. The possible values are as follows:</p> <ul style="list-style-type: none"> • For coordinator agents: <ul style="list-style-type: none"> – CLOSE – COMMIT – COMPILE – DESCRIBE – EXCSQLSET – EXECIMMD – EXECUTE – FETCH – INTERNAL <i>number</i>, where <i>number</i> is the value of the internal constant – OPEN – PREPARE – REBIND – REDISTRIBUTE – REORG – ROLLBACK – RUNSTATS • For subagents with an AGENT_SUBTYPE of DSS or SMP: <ul style="list-style-type: none"> – If the subsection number is nonzero, the subsection number in the form SUBSECTION:<i>subsection number</i>; otherwise, returns NULL.

Table 343. Information returned by WLM_GET_SERVICE_CLASS_AGENTS_V97 (continued)

Column name	Data type	Description
REQUEST_TYPE (continued)	VARCHAR (32)	<ul style="list-style-type: none"> • For subagents with an AGENT_SUBTYPE of RPC: <ul style="list-style-type: none"> – ABP – CATALOG – INTERNAL – REORG – RUNSTATS – WLM • For subagents with a SUBTYPE of OTHER: <ul style="list-style-type: none"> – ABP – APP_RBSVPT – APP_RELSVPT – BACKUP – CLOSE – EXTERNAL_RBSVPT – EVMON – FORCE – FORCE_ALL – INTERNAL <i>number</i>, where <i>number</i> is the value of the internal constant – INTERRUPT – NOOP (if there is no request) – QP – REDISTRIBUTE – STMT_RBSVPT – STOP_USING – UPDATE_DBM_CFG – WLM
NESTING_LEVEL	INTEGER	nesting_level - Nesting level monitor element
INVOCATION_ID	INTEGER	invocation_id - Invocation ID monitor element
ROUTINE_ID	INTEGER	routine_id - Routine ID monitor element
EVENT_OBJECT_NAME	VARCHAR (1024)	Event object name. If the value of EVENT_OBJECT is LOCK, the value of this column is the name of the lock that the agent is waiting on. If the value of EVENT_OBJECT is WLM_QUEUE, the value of the column is the name of the WLM threshold that the agent is queued on. Otherwise, the value is NULL.
APPLICATION_NAME	VARCHAR (128)	appl_name - Application name
APPLICATION_ID	VARCHAR (128)	appl_id - Application ID

Table 343. Information returned by WLM_GET_SERVICE_CLASS_AGENTS_V97 (continued)

Column name	Data type	Description
CLIENT_PID	BIGINT	client_pid - Client process ID
SESSION_AUTH_ID	VARCHAR (128)	session_auth_id - Session authorization ID
REQUEST_START_TIME	TIMESTAMP	Time that the agent started processing the request on which it is currently working
AGENT_STATE_LAST_UPDATE_TIME	TIMESTAMP	The last time that the event, being processed by the agent, was changed. The event currently processed by the agent is identified by the EVENT_TYPE, EVENT_OBJECT, and EVENT_STATE columns.
EXECUTABLE_ID	VARCHAR (32) FOR BIT DATA	executable_id - Executable ID monitor element

Note: The possible combinations of EVENT_STATE, EVENT_TYPE, EVENT_OBJECT and EVENT_OBJECT_NAME column values are listed in the following table.

Table 344. Possible combinations for EVENT_STATE, EVENT_TYPE, EVENT_OBJECT and EVENT_OBJECT_NAME column values

Event description	EVENT_STATE value	EVENT_TYPE value	EVENT_OBJECT value	EVENT_OBJECT_NAME value
Acquire lock	IDLE	ACQUIRE	LOCK	Lock name
Escalate lock	EXECUTING	PROCESS	LOCK_ESCALATION	NULL
Process request	EXECUTING	PROCESS	REQUEST	NULL
Wait for a new request	IDLE	WAIT	REQUEST	NULL
Wait for a request to be processed at a remote partition	IDLE	WAIT	REMOTE_REQUEST	NULL
Wait on a WLM threshold queue	IDLE	WAIT	WLM_QUEUE	Threshold name
Process a routine	EXECUTING	PROCESS	ROUTINE	NULL
Re-create an index	EXECUTING	PROCESS	INDEX_RECREATE	NULL
Build compression dictionary	EXECUTING	PROCESS	COMP_DICT_BLD	NULL
Implicit rebind	EXECUTING	PROCESS	IMPLICIT_REBIND	NULL

WLM_GET_SERVICE_CLASS_WORKLOAD_OCCURRENCES_V97 - List of workload occurrences

The WLM_GET_SERVICE_CLASS_WORKLOAD_OCCURRENCES_V97 function returns the list of all workload occurrences running in a specified service class on a particular member. A workload occurrence

is a specific database connection whose attributes match the definition of a workload and hence is associated with or assigned to the workload.

Note: This table function has been deprecated and replaced by the `WLM_GET_SERVICE_CLASS_WORKLOAD_OCCURRENCES` table function.

A workload occurrence is a specific database connection whose attributes match with the definition of a workload and hence is associated with or assigned to the workload.

Syntax

```
► WLM_GET_SERVICE_CLASS_WORKLOAD_OCCURRENCES_V97 — (►  
  
    ► service_superclass_name — , — service_subclass_name — , — member — ) ►
```

The schema is SYSPROC.

Table function parameters

service_superclass_name

An input argument of type VARCHAR(128) that specifies the name of a service superclass in the currently connected database. If the argument is null or an empty string, the data is retrieved for all the superclasses in the database that match the values of the other parameters.

service_subclass_name

Target service subclass for the workload occurrence. Any work submitted by this workload occurrence will run in this service subclass under the target service superclass with the exception of activities that are mapped, or remapped, to a different subclass.

member

An input argument of type INTEGER that specifies the number of a member in the same instance as the currently connected database. Specify -1 for the current database member, or -2 for all database members. If the null value is specified, -1 is set implicitly.

Authorization

One of the following authorities is required to execute the routine:

- EXECUTE privilege on the routine
- DATAACCESS authority
- DBADM authority
- SQLADM authority
- WLMADM authority

Default PUBLIC privilege

None

Example

If an administrator wants to see what workload occurrences are running on the system as a whole, the administrator can call the `WLM_GET_SERVICE_CLASS_WORKLOAD_OCCURRENCES_V97` function by specifying a null value or an empty string for *service_superclass_name* and *service_subclass_name* and -2 for *member*:

```
SELECT SUBSTR(SERVICE_SUPERCLASS_NAME,1,19) AS SUPERCLASS_NAME,  
       SUBSTR(SERVICE_SUBCLASS_NAME,1,18) AS SUBCLASS_NAME,  
       SUBSTR(CHAR(DBPARTITIONNUM),1,4) AS PART,  
       SUBSTR(CHAR(COORD_PARTITION_NUM),1,4) AS COORDPART,  
       SUBSTR(CHAR(APPLICATION_HANDLE),1,7) AS APPHNDL,  
       SUBSTR(WORKLOAD_NAME,1,22) AS WORKLOAD_NAME,
```

```

SUBSTR(CHAR(WORKLOAD_OCCURRENCE_ID),1,6) AS WLO_ID
FROM TABLE(WLM_GET_SERVICE_CLASS_WORKLOAD_OCCURRENCES_V97
(CAST(NULL AS VARCHAR(128)), CAST(NULL AS VARCHAR(128)), -2))
AS SCINFO
ORDER BY SUPERCLASS_NAME, SUBCLASS_NAME, PART, APPHNDL,
WORKLOAD_NAME, WLO_ID

```

If the system has four database members and is currently running two workloads, the previous query produces results such as the following ones:

```

SUPERCLASS_NAME      SUBCLASS_NAME      PART  COORDPART  ...
-----
SYSDEFAULTMAINTENAN  SYSDEFAULTSUBCLASS  0      0          ...
SYSDEFAULTSYSTEMCLA  SYSDEFAULTSUBCLASS  0      0          ...
SYSDEFAULTUSERCLASS  SYSDEFAULTSUBCLASS  0      0          ...
SYSDEFAULTUSERCLASS  SYSDEFAULTSUBCLASS  0      0          ...
SYSDEFAULTUSERCLASS  SYSDEFAULTSUBCLASS  1      0          ...
SYSDEFAULTUSERCLASS  SYSDEFAULTSUBCLASS  1      0          ...
SYSDEFAULTUSERCLASS  SYSDEFAULTSUBCLASS  2      0          ...
SYSDEFAULTUSERCLASS  SYSDEFAULTSUBCLASS  2      0          ...
SYSDEFAULTUSERCLASS  SYSDEFAULTSUBCLASS  3      0          ...
SYSDEFAULTUSERCLASS  SYSDEFAULTSUBCLASS  3      0          ...

```

```

... APPHNDL  WORKLOAD_NAME      WLO_ID
... -----
... -        -                -
... -        -                -
... 1        SYSDEFAULTUSERWORKLOAD 1
... 2        SYSDEFAULTUSERWORKLOAD 2
... 1        SYSDEFAULTUSERWORKLOAD 1
... 2        SYSDEFAULTUSERWORKLOAD 2
... 1        SYSDEFAULTUSERWORKLOAD 1
... 2        SYSDEFAULTUSERWORKLOAD 2
... 1        SYSDEFAULTUSERWORKLOAD 1
... 2        SYSDEFAULTUSERWORKLOAD 2
... 1        SYSDEFAULTUSERWORKLOAD 1
... 2        SYSDEFAULTUSERWORKLOAD 2

```

Usage note

The parameters are, in effect, ANDed together. That is, if you specify conflicting input parameters, such as a service superclass SUP_A and a subclass SUB_B such that SUB_B is not a subclass of SUP_A, no rows are returned.

Note: Statistics reported for the workload occurrence (for example, coord_act_completed_total) are reset at the beginning of each unit of work when they are combined with the corresponding workload statistics.

Information returned

<i>Table 345. Information returned for WLM_GET_SERVICE_CLASS_WORKLOAD_OCCURRENCES_V97</i>		
Column name	Data type	Description
SERVICE_SUPERCLASS_NAME	VARCHAR(128)	service_superclass_name - Service superclass name monitor element
SERVICE_SUBCLASS_NAME	VARCHAR(128)	service_subclass_name - Service subclass name monitor element
DBPARTITIONNUM	SMALLINT	dbpartitionnum - Database partition number monitor element
COORD_PARTITION_NUM	SMALLINT	coord_partition_num - Coordinator partition number monitor element
APPLICATION_HANDLE	BIGINT	application_handle - Application handle monitor element
WORKLOAD_NAME	VARCHAR(128)	workload_name - Workload name monitor element

Table 345. Information returned for WLM_GET_SERVICE_CLASS_WORKLOAD_OCCURRENCES_V97 (continued)

Column name	Data type	Description
WORKLOAD_OCCURRENCE_ID	INTEGER	workload_occurrence_id - Workload occurrence identifier monitor element
UOW_ID	INTEGER	uow_id - Unit of work ID monitor element
WORKLOAD_OCCURRENCE_STATE	VARCHAR(32)	workload_occurrence_state - Workload occurrence state monitor element
SYSTEM_AUTH_ID	VARCHAR(128)	system_auth_id - System authorization identifier monitor element
SESSION_AUTH_ID	VARCHAR(128)	session_auth_id - Session authorization ID monitor element
APPLICATION_NAME	VARCHAR(128)	appl_name - Application name monitor element
CLIENT_WRKSTNNAME	VARCHAR(255)	client_wrkstnname - Client workstation name monitor element
CLIENT_ACCTNG	VARCHAR(255)	client_acctng - Client accounting string monitor element
CLIENT_USER	VARCHAR(255)	Current value of the CLIENT_USERID special register for this workload occurrence.
CLIENT_APPLNAME	VARCHAR(255)	client_applname - Client application name monitor element
COORD_ACT_COMPLETED_TOTAL	INTEGER	coord_act_completed_total - Coordinator activities completed total monitor element
COORD_ACT_ABORTED_TOTAL	INTEGER	coord_act_aborted_total - Coordinator activities aborted total monitor element
COORD_ACT_REJECTED_TOTAL	INTEGER	coord_act_rejected_total - Coordinator activities rejected total monitor element
CONCURRENT_ACT_TOP	INTEGER	concurrent_act_top - Concurrent activity top monitor element
ADDRESS	VARCHAR(255)	address - IP address from which the connection was initiated

WLM_GET_SERVICE_SUBCLASS_STATS_V97 - return statistics of service subclasses

The WLM_GET_SERVICE_SUBCLASS_STATS_V97 table function returns basic statistics of one or more service subclasses.

Note: This table function has been deprecated and replaced by the [WLM_GET_SERVICE_SUBCLASS_STATS](#) table function.

Refer to [Table 346 on page 1614](#) for a complete list of information that can be returned.

Syntax

```

▶▶ WLM_GET_SERVICE_SUBCLASS_STATS_V97  ( ( — service_superclass_name  — , —▶
    ▶ — service_subclass_name  — , — member  — ) ▶▶

```

The schema is SYSPROC.

Table function parameters

service_superclass_name

An input argument of type VARCHAR(128) that specifies the name of a service superclass in the currently connected database. If the argument is null or an empty string, the data is retrieved for all of the superclasses in the database.

service_subclass_name

An input argument of type VARCHAR(128) that specifies the name of a service subclass in the currently connected database. If the argument is null or an empty string, the data is retrieved for all of the subclasses in the database.

member

An input argument of type INTEGER that specifies a valid member number in the same instance as the currently connected database. Specify -1 for the current database member, or -2 for all database members. If the null value is specified, -1 is set implicitly.

Authorization

One of the following authorities is required to execute the routine:

- EXECUTE privilege on the routine
- DATAACCESS authority
- DBADM authority
- SQLADM authority
- WLMADM authority

Default PUBLIC privilege

None

Examples

Example 1: Because every activity must be mapped to a database service class before being run, you can monitor the global state of the system by using the service class statistics table functions and querying all of the service classes on all members. In the following example, a null value is passed for *service_superclass_name* and *service_subclass_name* to return statistics for all service classes, and the value -2 is specified for *dbpartitionnum* to return statistics for all partitions:

```
SELECT SUBSTR(SERVICE_SUPERCLASS_NAME,1,19) AS SUPERCLASS_NAME,
       SUBSTR(SERVICE_SUBCLASS_NAME,1,18) AS SUBCLASS_NAME,
       SUBSTR(CHAR(DBPARTITIONNUM),1,4) AS PART,
       CAST(COORD_ACT_LIFETIME_AVG / 1000 AS DECIMAL(9,3))
       AS AVGLIFETIME,
       CAST(COORD_ACT_LIFETIME_STDDEV / 1000 AS DECIMAL(9,3))
       AS STDDEVLIFETIME,
       SUBSTR(CAST(LAST_RESET AS VARCHAR(30)),1,16) AS LAST_RESET
FROM TABLE(WLM_GET_SERVICE_SUBCLASS_STATS_V97(CAST(NULL AS VARCHAR(128)),
       CAST(NULL AS VARCHAR(128)), -2)) AS SCSTATS
ORDER BY SUPERCLASS_NAME, SUBCLASS_NAME, PART
```

The statement returns service class statistics such as average activity lifetime and standard deviation in seconds, as shown in the following sample output:

SUPERCLASS_NAME	SUBCLASS_NAME	PART	...
-----	-----		...
SYSDEFAULTUSERCLASS	SYSDEFAULTSUBCLASS	0	...
SYSDEFAULTUSERCLASS	SYSDEFAULTSUBCLASS	1	...

```
SYSDEFAULTUSERCLASS SYSDEFAULTSUBCLASS 2 ...
SYSDEFAULTUSERCLASS SYSDEFAULTSUBCLASS 3 ...
```

```
... AVGLIFETIME STDDEVLIFETIME LAST_RESET
... -----
...      691.242          34.322 2006-07-24-11.44
...      644.740          22.124 2006-07-24-11.44
...      612.431          43.347 2006-07-24-11.44
...      593.451          28.329 2006-07-24-11.44
```

Example 2: The same table function can also give the highest value for average concurrency of coordinator activities running in the service class on each partition:

```
SELECT SUBSTR(SERVICE_SUPERCLASS_NAME,1,19) AS SUPERCLASS_NAME,
       SUBSTR(SERVICE_SUBCLASS_NAME,1,18) AS SUBCLASS_NAME,
       SUBSTR(CHAR(DBPARTITIONNUM),1,4) AS PART,
       CONCURRENT_ACT_TOP AS ACTTOP,
       CONCURRENT_WLO_TOP AS CONNTOP
FROM TABLE(WLM_GET_SERVICE_SUBCLASS_STATS_V97(CAST(NULL AS VARCHAR(128)),
        CAST(NULL AS VARCHAR(128)), -2)) AS SCSTATS
ORDER BY SUPERCLASS_NAME, SUBCLASS_NAME, PART
```

Sample output is as follows:

SUPERCLASS_NAME	SUBCLASS_NAME	PART	ACTTOP	CONNTOP
SYSDEFAULTUSERCLASS	SYSDEFAULTSUBCLASS	0	10	7
SYSDEFAULTUSERCLASS	SYSDEFAULTSUBCLASS	1	0	0
SYSDEFAULTUSERCLASS	SYSDEFAULTSUBCLASS	2	0	0
SYSDEFAULTUSERCLASS	SYSDEFAULTSUBCLASS	3	0	0

By checking the average execution times and numbers of activities in the output of this table function, you can get a good high-level view of the load on each partition for a specific database. Any significant variations in the high-level gauges returned by this table function might indicate a change in the load on the system.

Example 3: If an activity uses thresholds with REMAP ACTIVITY TO actions, the activity might spend time in more than one service class during its lifetime. You can determine how many activities have passed through a set of service classes by looking at the ACTIVITIES_MAPPED_IN and ACTIVITIES_MAPPED_OUT columns, as shown in the following example:

```
SELECT SUBSTR(SERVICE_SUPERCLASS_NAME,1,19) AS SUPERCLASS_NAME,
       SUBSTR(SERVICE_SUBCLASS_NAME,1,18) AS SUBCLASS_NAME,
       ACTIVITIES_MAPPED_IN AS MAPPED_IN,
       ACTIVITIES_MAPPED_OUT AS MAPPED_OUT
FROM TABLE(WLM_GET_SERVICE_SUBCLASS_STATS_V97(CAST(NULL AS VARCHAR(128)),
        CAST(NULL AS VARCHAR(128)), -2)) AS SCSTATS
ORDER BY SUPERCLASS_NAME, SUBCLASS_NAME
```

Sample output is as follows:

SUPERCLASS_NAME	SUBCLASS_NAME	MAPPED_IN	MAPPED_OUT
SYSDEFAULTUSERCLASS	SYSDEFAULTSUBCLASS	0	0
SUPERCLASS1	SYSDEFAULTSUBCLASS	0	0
SUPERCLASS1	SUBCLASS1	0	7
SUPERCLASS1	SUBCLASS2	7	0

Usage notes

Some statistics are returned only if you set the COLLECT AGGREGATE ACTIVITY DATA and COLLECT AGGREGATE REQUEST DATA parameters for the corresponding service subclass to a value other than NONE.

The WLM_GET_SERVICE_SUBCLASS_STATS_V97 table function returns one row of data per service subclass and per partition. The function does not aggregate data across service classes (on a partition) or across partitions (for one or more service classes). However, you can use SQL queries to aggregate data.

The parameters are, in effect, ANDed together. That is, if you specify conflicting input parameters, such as a superclass named SUPA and a subclass named SUBB such that SUBB is not a subclass of SUPA, no rows are returned.

Information returned

<i>Table 346. Information returned for WLM_GET_SERVICE_SUBCLASS_STATS_V97</i>		
Column name	Data type	Description
SERVICE_SUPERCLASS_NAME	VARCHAR(128)	service_superclass_name - Service superclass name monitor element
SERVICE_SUBCLASS_NAME	VARCHAR(128)	service_subclass_name - Service subclass name monitor element
DBPARTITIONNUM	SMALLINT	dbpartitionnum - Database partition number monitor element
LAST_RESET	TIMESTAMP	last_reset - Last Reset Timestamp monitor element
COORD_ACT_COMPLETED_TOTAL	BIGINT	coord_act_completed_total - Coordinator activities completed total monitor element
COORD_ACT_ABORTED_TOTAL	BIGINT	coord_act_aborted_total - Coordinator activities aborted total monitor element
COORD_ACT_REJECTED_TOTAL	BIGINT	coord_act_rejected_total - Coordinator activities rejected total monitor element
CONCURRENT_ACT_TOP	INTEGER	concurrent_act_top - Concurrent activity top monitor element
COORD_ACT_LIFETIME_TOP	BIGINT	coord_act_lifetime_top - Coordinator activity lifetime top monitor element
COORD_ACT_LIFETIME_AVG	DOUBLE	coord_act_lifetime_avg - Coordinator activity lifetime average monitor element
COORD_ACT_LIFETIME_STDDEV	DOUBLE	<p>Standard deviation of lifetime for coordinator activities at nesting level 0 that were associated with this service subclass since the last reset. If the COLLECT AGGREGATE ACTIVITY DATA parameter of the service class is set to NONE, the value of the column is null. Units are milliseconds.</p> <p>This standard deviation is computed from the coordinator activity lifetime histogram and may be inaccurate if the histogram is not correctly sized to fit the data. The value of -1 is returned if any values fall into the last histogram bin.</p> <p>The COORD_ACT_LIFETIME_STDDEV value of a service subclass is unaffected by activities that pass through the service subclass but are remapped to a different subclass before they are completed.</p>

Table 346. Information returned for WLM_GET_SERVICE_SUBCLASS_STATS_V97 (continued)

Column name	Data type	Description
COORD_ACT_EXEC_TIME_AVG	DOUBLE	coord_act_exec_time_avg - Coordinator activities execution time average monitor element
COORD_ACT_EXEC_TIME_STDDEV	DOUBLE	<p>Standard deviation of the execution times for coordinator activities at nesting level 0 that were associated with this service subclass since the last reset. Units are milliseconds.</p> <p>This standard deviation is computed from the coordinator activity executetime histogram and may be inaccurate if the histogram is not correctly sized to fit the data. The value of -1 is returned if any values fall into the last histogram bin.</p> <p>The execution time standard deviation of a service subclass is unaffected by activities that pass through the subclass but are remapped to a different subclass before they are completed.</p>
COORD_ACT_QUEUE_TIME_AVG	DOUBLE	coord_act_queue_time_avg - Coordinator activity queue time average monitor element
COORD_ACT_QUEUE_TIME_STDDEV	DOUBLE	<p>Standard deviation of the queue time for coordinator activities at nesting level 0 that were associated with this service subclass since the last reset. If the COLLECT AGGREGATE ACTIVITY DATA parameter of the service class is set to NONE, the value of the column is null. Units are milliseconds.</p> <p>This standard deviation is computed from the coordinator activity queue time histogram and may be inaccurate if the histogram is not correctly sized to fit the data. The value of -1 is returned if any values fall into the last histogram bin.</p> <p>The queue time standard deviation is counted only toward the service subclass in which the activity was queued.</p>
NUM_REQUESTS_ACTIVE	BIGINT	Number of requests that are running in the service subclass at the time that this table function is running.

Table 346. Information returned for WLM_GET_SERVICE_SUBCLASS_STATS_V97 (continued)

Column name	Data type	Description
NUM_REQUESTS_TOTAL	BIGINT	<p>Number of requests that finished running in this service subclass since the last reset. This finished state applies to any request regardless of its membership in an activity. If the COLLECT AGGREGATE ACTIVITY DATA parameter of the service class is set to NONE, the value of the column is null.</p> <p>The NUM_REQUESTS_TOTAL value of a service subclass is unaffected by requests that pass through the service subclass but are not completed in it.</p>
REQUEST_EXEC_TIME_AVG	DOUBLE	request_exec_time_avg - Request execution time average monitor element
REQUEST_EXEC_TIME_STDDEV	DOUBLE	<p>Standard deviation of the execution times for requests that were associated with this service subclass since the last reset. Units are milliseconds. If the COLLECT AGGREGATE REQUEST DATA parameter of the service class is set to NONE, the value of this column is NULL.</p> <p>This standard deviation is computed from the request executetime histogram and may be inaccurate if the histogram is not correctly sized to fit the data. The value of -1 is returned if any values fall into the last histogram bin.</p> <p>The execution time standard deviation of a service subclass is unaffected by requests that pass through the subclass but were not completed in it.</p>
REQUEST_EXEC_TIME_TOTAL	BIGINT	<p>Sum of the execution times for requests that were associated with this service subclass since the last reset. Units are milliseconds. If the COLLECT AGGREGATE REQUEST DATA parameter of the service class is set to NONE, the value of this column is NULL.</p> <p>This total is computed from the request execution time histogram and may be inaccurate if the histogram is not correctly sized to fit the data. The value of -1 is returned if any values fall into the last histogram bin.</p> <p>The execution time total of a service subclass is unaffected by requests that pass through the subclass but are not completed in it.</p>

Table 346. Information returned for WLM_GET_SERVICE_SUBCLASS_STATS_V97 (continued)

Column name	Data type	Description
ACT_REMAPPED_IN	BIGINT	Number of activities remapped into this service subclass by a threshold REMAP ACTIVITY action since the last reset.
ACT_REMAPPED_OUT	BIGINT	Number of activities remapped out of this service subclass by a threshold REMAP ACTIVITY action since the last reset.
CONCURRENT_WLO_TOP	INTEGER	concurrent_wlo_top - Concurrent workload occurrences top monitor element
UOW_TOTAL_TIME_TOP	BIGINT	uow_total_time_top - UOW total time top monitor element

WLM_GET_WORKLOAD_OCCURRENCE_ACTIVITIES_V97 - Return a list of activities

The WLM_GET_WORKLOAD_OCCURRENCE_ACTIVITIES_V97 table function returns the list of all activities that were submitted by a specified application on a specified member and have not yet been completed.

Note: This table function has been deprecated and replaced by the [WLM_GET_WORKLOAD_OCCURRENCE_ACTIVITIES](#) table function.

Refer to [Table 347 on page 1618](#) for a complete list of information that can be returned.

Syntax

```

▶▶ WLM_GET_WORKLOAD_OCCURRENCE_ACTIVITIES_V97 ( ( — application_handle — , →
    — member — ) )▶▶
    
```

The schema is SYSPROC.

Table function parameters

application_handle

An input argument of type BIGINT that specifies an application handle for which a list of activities is to be returned. If the argument is null, the data is retrieved for all the applications in the database.

member

An input argument of type INTEGER that specifies a valid member number in the same instance as the currently connected database. Specify -1 for the current member, or -2 for all members. If the null value is specified, -1 is set implicitly.

Authorization

One of the following authorities is required to execute the routine:

- EXECUTE privilege on the routine
- DATAACCESS authority
- DBADM authority
- SQLADM authority
- WLMADM authority

Default PUBLIC privilege

None

Example 1: Activities currently running with a known application handle

After you identify the application handle, you can look up all the activities currently running in this application. For example, suppose that an administrator wants to list the activities of an application whose application handle, determined by using the **LIST APPLICATIONS** command, is 1. The administrator runs the following query:

```
SELECT SUBSTR(CHAR(COORD_PARTITION_NUM),1,5) AS COORD,
       SUBSTR(CHAR(DBPARTITIONNUM),1,4) AS PART,
       SUBSTR(CHAR(UOW_ID),1,5) AS UOWID,
       SUBSTR(CHAR(ACTIVITY_ID),1,5) AS ACTID,
       SUBSTR(CHAR(PARENT_UOW_ID),1,8) AS PARUOWID,
       SUBSTR(CHAR(PARENT_ACTIVITY_ID),1,8) AS PARACTID,
       ACTIVITY_TYPE AS ACTTYPE,
       SUBSTR(CHAR(NESTING_LEVEL),1,7) AS NESTING
FROM TABLE(WLM_GET_WORKLOAD_OCCURRENCE_ACTIVITIES_V97(1, -2)) AS WLOACTS
ORDER BY PART, UOWID, ACTID
```

Sample output from the query is as follows:

COORD	PART	UOWID	ACTID	PARUOWID	PARACTID	ACTTYPE	NESTING
0	0	2	3	-	-	CALL	0
0	0	2	5	2	3	READ_DML	1

Example 2: Activities currently running on the system

The following query joins the WLM_GET_WORKLOAD_OCCURRENCE_ACTIVITIES_V97 output with the MON_GET_PKG_CACHE_STMT output on EXECUTABLE_ID to provide statement text for all the SQL activities currently running on the system:

```
SELECT t.application_handle,
       t.uow_id,
       t.activity_id,
       varchar(p.stmt_text, 256) as stmt_text
FROM table(wlm_get_workload_occurrence_activities_v97(NULL, -1)) as t,
     table(mon_get_pkg_cache_stmt(NULL, NULL, NULL, -1)) as p
WHERE t.executable_id = p.executable_id
```

Sample output is as follows:

APPLICATION_HANDLE	UOW_ID	ACTIVITY_ID	STMT_TEXT
1	1	1	SELECT * FROM SYSCAT.TABLES
47	1	36	INSERT INTO T1 VALUES(123)

Information returned

Column name	Data type	Description
APPLICATION_HANDLE	BIGINT	application_handle - Application handle monitor element
MEMBER	SMALLINT	member - Database member monitor element
COORD_PARTITION_NUM	SMALLINT	coord_partition_num - Coordinator partition number monitor element
LOCAL_START_TIME	TIMESTAMP	local_start_time - Local start time monitor element

Table 347. Information returned by WLM_GET_WORKLOAD_OCCURRENCE_ACTIVITIES_V97 (continued)

Column name	Data type	Description
UOW_ID	INTEGER	uow_id - Unit of work ID monitor element
ACTIVITY_ID	INTEGER	activity_id - Activity ID monitor element
PARENT_UOW_ID	INTEGER	parent_uow_id - Parent unit of work ID monitor element
PARENT_ACTIVITY_ID	INTEGER	parent_activity_id - Parent activity ID monitor element
ACTIVITY_STATE	VARCHAR(32)	activity_state - Activity state monitor element
ACTIVITY_TYPE	VARCHAR(32)	Activity type. Possible values are as follows: <ul style="list-style-type: none"> • CALL • DDL • LOAD • OTHER • READ_DML • WRITE_DML
NESTING_LEVEL	INTEGER	nesting_level - Nesting level monitor element
INVOCATION_ID	INTEGER	invocation_id - Invocation ID monitor element
ROUTINE_ID	INTEGER	routine_id - Routine ID monitor element
UTILITY_ID	INTEGER	utility_id - Utility ID monitor element
SERVICE_CLASS_ID	INTEGER	service_class_id - Service class ID monitor element
DATABASE_WORK_ACTION_SET_ID	INTEGER	One of the following values: <ul style="list-style-type: none"> • If this activity has been categorized into a work class of database scope, the value is the ID of the work class set of which this work class is a member. • If this activity has not been categorized into a work class of database scope, the value is null.
DATABASE_WORK_CLASS_ID	INTEGER	One of the following values: <ul style="list-style-type: none"> • If this activity has been categorized into a work class of database scope, the value is the ID of the work class. • If this activity has not been categorized into a work class of database scope, the value is null.

Table 347. Information returned by WLM_GET_WORKLOAD_OCCURRENCE_ACTIVITIES_V97 (continued)

Column name	Data type	Description
SERVICE_CLASS_WORK_ACTION_SET_ID	INTEGER	One of the following values: <ul style="list-style-type: none"> If this activity has been categorized into a work class of service class scope, the value is the ID of the work action set associated with the work class set to which the work class belongs. If this activity has not been categorized into a work class of service class scope, the value is null.
SERVICE_CLASS_WORK_CLASS_ID	INTEGER	One of the following values: <ul style="list-style-type: none"> If this activity has been categorized into a work class of service class scope, the value is the ID of the work class assigned to this activity. If this activity has not been categorized into a work class of service class scope, the value is null.
EXECUTABLE_ID	VARCHAR(32) FOR BIT DATA	executable_id - Executable ID monitor element
TOTAL_CPU_TIME	BIGINT	total_cpu_time - Total CPU time
ROWS_READ	BIGINT	rows_read - Rows read
ROWS_RETURNED	BIGINT	rows_returned - Rows returned
QUERY_COST_ESTIMATE	BIGINT	query_cost_estimate - Query cost estimate
DIRECT_READS	BIGINT	direct_reads - Direct reads from database
DIRECT_WRITES	BIGINT	direct_writes - Direct writes to database

WLM_GET_WORKLOAD_STATS_V97 - return workload statistics

The WLM_GET_WORKLOAD_STATS_V97 table function returns workload statistics for every combination of workload name and database member number.

Note: This table function has been deprecated and replaced by the [WLM_GET_WORKLOAD_STATS](#) table function.

Refer to [Table 348 on page 1621](#) for a complete list of information that can be returned.

Syntax

► WLM_GET_WORKLOAD_STATS_V97 — (— workload_name — , — member —) ►

The schema is SYSPROC.

Table function parameters

workload_name

An input argument of type VARCHAR(128) that specifies a workload for which the statistics are to be returned. If the argument is NULL or an empty string, statistics are returned for all workloads.

member

An input argument of type INTEGER that specifies the number of a member in the same instance as the currently connected database. Specify -1 for the current member, or -2 for all members. If a null value is specified, -1 is set implicitly.

Authorization

One of the following authorities is required to execute the routine:

- EXECUTE privilege on the routine
- DATAACCESS authority
- DBADM authority
- SQLADM authority
- WLMADM authority

Default PUBLIC privilege

None

Example

The following query displays statistics for workloads:

```
SELECT SUBSTR(WORKLOAD_NAME,1,18) AS WL_DEF_NAME,
       SUBSTR(CHAR(DBPARTITIONNUM),1,4) AS PART,
       COORD_ACT_LIFETIME_TOP,
       COORD_ACT_LIFETIME_AVG,
       COORD_ACT_LIFETIME_STDDEV
FROM TABLE(WLM_GET_WORKLOAD_STATS_V97(CAST(NULL AS VARCHAR(128)), -2)) AS WLSTATS
ORDER BY WL_DEF_NAME, PART
```

Sample output from the query is as follows:

```
WL_DEF_NAME      PART COORD_ACT_LIFETIME_TOP ...
-----
SYSDEFAULTADMWORKL 0          -1 ...
SYSDEFAULTUSERWORK 0          -1 ...
WL1                0           2 ...

... COORD_ACT_LIFETIME_AVG  COORD_ACT_LIFETIME_STDDEV
... -----
... -1.000000000000000E+000  -1.000000000000000E+000
... -1.000000000000000E+000  -1.000000000000000E+000
... +2.560000000000000E+000   +6.000000000000001E-002
```

Usage note

The function does not aggregate data across workloads, members, or service classes. However, you can use SQL queries to aggregate data.

Information returned

Column name	Data type	Description
WORKLOAD_NAME	VARCHAR(128)	workload_name - Workload name monitor element

Table 348. Information returned by WLM_GET_WORKLOAD_STATS_V97 (continued)

Column name	Data type	Description
DBPARTITIONNUM	SMALLINT	dbpartitionnum - Database partition number monitor element
LAST_RESET	TIMESTAMP	last_reset - Last Reset Timestamp monitor element
CONCURRENT_WLO_TOP	INTEGER	concurrent_wlo_top - Concurrent workload occurrences top monitor element
CONCURRENT_WLO_ACT_TOP	INTEGER	concurrent_wlo_act_top - Concurrent WLO activity top monitor element
COORD_ACT_COMPLETED_TOTAL	BIGINT	coord_act_completed_total - Coordinator activities completed total monitor element
COORD_ACT_ABORTED_TOTAL	BIGINT	coord_act_aborted_total - Coordinator activities aborted total monitor element
COORD_ACT_REJECTED_TOTAL	BIGINT	coord_act_rejected_total - Coordinator activities rejected total monitor element
WLO_COMPLETED_TOTAL	BIGINT	wlo_completed_total - Workload occurrences completed total monitor element
COORD_ACT_LIFETIME_TOP	BIGINT	coord_act_lifetime_top - Coordinator activity lifetime top monitor element
COORD_ACT_LIFETIME_AVG	DOUBLE	coord_act_lifetime_avg - Coordinator activity lifetime average monitor element
COORD_ACT_LIFETIME_STDDEV	DOUBLE	Standard deviation of lifetime for completed or aborted coordinator activities at nesting level 0 that are associated with this workload. Units are milliseconds. If the COLLECT AGGREGATE ACTIVITY DATA parameter of the workload is set to NONE, the value of the column is null. This standard deviation is computed from the coordinator activity lifetime histogram and may be inaccurate if the histogram is not correctly sized to fit the data. If any values fall into the last histogram bin, the value -1 is returned.
COORD_ACT_EXEC_TIME_AVG	DOUBLE	coord_act_exec_time_avg - Coordinator activities execution time average monitor element
COORD_ACT_EXEC_TIME_STDDEV	DOUBLE	Standard deviation of the execution times for completed or aborted coordinator activities at nesting level 0 that are associated with this workload. Units are milliseconds. This standard deviation is computed from the coordinator activity executetime histogram and may be inaccurate if the histogram is not correctly sized to fit the data. If any values fall into the last histogram bin, the value -1 is returned. If the COLLECT AGGREGATE ACTIVITY DATA parameter of the workload is set to NONE, the value of the column is null.

Table 348. Information returned by WLM_GET_WORKLOAD_STATS_V97 (continued)

Column name	Data type	Description
COORD_ACT_QUEUE_TIME_AVG	DOUBLE	coord_act_queue_time_avg - Coordinator activity queue time average monitor element
COORD_ACT_QUEUE_TIME_STDDEV	DOUBLE	Standard deviation of the queue time for completed or aborted coordinator activities at nesting level 0 that are associated with this workload. Units are milliseconds. If the COLLECT AGGREGATE ACTIVITY DATA parameter of the workload is set to NONE, the value of the column is null. This standard deviation is computed from the coordinator activity queuetime histogram and may be inaccurate if the histogram is not correctly sized to fit the data. If any values fall into the last histogram bin, the value -1 is returned.
UOW_TOTAL_TIME_TOP	BIGINT	uow_total_time_top - UOW total time top monitor element

Index

A

- ADD CONTACT command
 - using ADMIN_CMD procedure [6](#)
- ADD CONTACTGROUP command
 - using ADMIN_CMD procedure [7](#)
- ADMIN_CMD procedure
 - commands
 - ADD CONTACT [6](#)
 - ADD CONTACTGROUP [7](#)
 - AUTOCONFIGURE [7](#)
 - BACKUP DATABASE [11](#)
 - DESCRIBE [18](#)
 - DROP CONTACT [24](#)
 - DROP CONTACTGROUP [24](#)
 - EXPORT [24](#)
 - FORCE APPLICATION [34](#)
 - GET STMM TUNING [35](#)
 - IMPORT [37](#)
 - INITIALIZE TAPE [63](#)
 - LOAD [64](#)
 - PRUNE HISTORY/LOGFILE [102](#)
 - QUIESCE DATABASE [103](#)
 - QUIESCE TABLESPACES FOR TABLE [105](#)
 - REDISTRIBUTE DATABASE PARTITION GROUP [107](#)
 - REORG INDEXES/TABLE [113](#)
 - RESET ALERT CONFIGURATION [115](#)
 - RESET DATABASE CONFIGURATION [116](#)
 - RESET DATABASE MANAGER CONFIGURATION [117](#)
 - REWIND TAPE [118](#)
 - RUNSTATS [118](#)
 - SET TAPE POSITION [129](#)
 - UNQUIESCE DATABASE [129](#)
 - UPDATE ALERT CONFIGURATION [130](#)
 - UPDATE CONTACT [134](#)
 - UPDATE CONTACTGROUP [135](#)
 - UPDATE DATABASE CONFIGURATION [136](#)
 - UPDATE DATABASE MANAGER CONFIGURATION [137](#)
 - UPDATE HEALTH NOTIFICATION CONTACT LIST [139](#)
 - UPDATE HISTORY [139](#)
 - UPDATE STMM TUNING [141](#)
 - details [3](#)
 - messages
 - removing [225](#)
 - retrieving [162](#)
- ADMIN_COPY_SCHEMA procedure
 - details [143](#)
- ADMIN_DROP_SCHEMA procedure [147](#)
- ADMIN_EST_INLINE_LENGTH function [149](#)
- ADMIN_GET_DBP_MEM_USAGE table function [1156](#)
- ADMIN_GET_ENCRYPTION_INFO table function
 - details [150](#)
- ADMIN_GET_INDEX_COMPRESS_INFO table function [153](#)
- ADMIN_GET_INDEX_INFO table function [157](#)
- ADMIN_GET_INTRA_PARALLEL scalar function [160](#)
- ADMIN_GET_MEM_USAGE table function [161](#)
- ADMIN_GET_MSGS table function [162](#)
- ADMIN_GET_STORAGE_PATHS table function [164](#)
- ADMIN_GET_SYSIBM_FUNCTION_PARAMS table function
 - details [172](#)
- ADMIN_GET_SYSIBM_FUNCTIONS table function
 - details [166](#)
- ADMIN_GET_TAB_COMPRESS_INFO table function [174](#)
- ADMIN_GET_TAB_COMPRESS_INFO table function (deprecated) [1157](#)
- ADMIN_GET_TAB_COMPRESS_INFO_V97 table function [1163](#)
- ADMIN_GET_TAB_DICTIONARY_INFO table function [177](#)
- ADMIN_GET_TAB_INFO table function [180](#), [230](#)
- ADMIN_GET_TAB_INFO_V95 table function [1169](#)
- ADMIN_GET_TAB_INFO_V97 table function
 - details [1175](#)
- ADMIN_GET_TEMP_COLUMNS table function [189](#), [239](#)
- ADMIN_GET_TEMP_TABLES table function [193](#), [243](#)
- ADMIN_IS_INLINED function [197](#)
- ADMIN_LIST_DB_PATHS table function [1118](#)
- ADMIN_MOVE_TABLE procedure [198](#)
- ADMIN_MOVE_TABLE_UTIL procedure [223](#)
- ADMIN_REFRESH_CONFIG stored procedure [309](#)
- ADMIN_REMOVE_MSGS procedure [225](#)
- ADMIN_REVALIDATE_DB_OBJECTS procedure [225](#)
- ADMIN_ROTATE_MASTER_KEY procedure
 - details [957](#)
- ADMIN_SET_INTRA_PARALLEL procedure [229](#)
- ADMIN_TASK_ADD procedure [247](#)
- ADMIN_TASK_LIST administrative view [251](#)
- ADMIN_TASK_REMOVE procedure [253](#)
- ADMIN_TASK_STATUS administrative view [254](#)
- ADMIN_TASK_UPDATE procedure [256](#)
- administrative routines
 - ADMIN_CMD procedure [3](#)
 - routines and views [3](#)
- administrative task scheduler
 - defining task schedules [250](#)
 - routines and views [247](#)
- ADMINTABCOMPRESSINFO administrative view (deprecated) [1157](#)
- ADMINTABINFO administrative view [180](#), [230](#)
- ADMINTEMPCOLUMNS administrative view [189](#), [239](#)
- ADMINTEMPFILES administrative view [193](#), [243](#)
- ALTER_ROUTINE_PACKAGE procedure [1023](#)
- ALTOBJ procedure [1107](#)
- AM_BASE_RPT_RECOMS table function [1182](#)
- AM_BASE_RPTS table function [1183](#)
- AM_DROP_TASK procedure [1185](#)
- AM_GET_LOCK_CHN_TB procedure [1185](#)
- AM_GET_LOCK_CHNS procedure [1186](#)
- AM_GET_LOCK_RPT procedure [1187](#)
- AM_GET_RPT procedure [1195](#)
- AM_SAVE_TASK procedure [1196](#)
- ANALYZE_LOG_SPACE procedure [1033](#)

APPL_PERFORMANCE administrative view [1197](#)
 APPLICATION_ID scalar function [1203](#)
 APPLICATIONS administrative view [1199](#)
 audit
 routines and views [258](#)
 AUDIT_ARCHIVE stored procedure and table function [258](#)
 AUDIT_DELIM_EXTRACT stored procedure [259](#)
 AUDIT_LIST_LOGS table function [260](#)
 AUTH_GET_INSTANCE_AUTHID scalar function [958](#)
 AUTH_LIST_AUTHORITIES_FOR_AUTHID table function [959](#)
 AUTH_LIST_GROUPS_FOR_AUTHID table function [963](#)
 AUTH_LIST_ROLES_FOR_AUTHID function [964](#)
 authorization IDs
 built-in routines [2](#)
 built-in views [2](#)
 group membership list [963](#)
 instance owner [958](#)
 retrieving [967](#)
 AUTHORIZATIONIDS administrative view [967](#)
 AUTOCONFIGURE command
 using ADMIN_CMD procedure [7](#)
 AUTOMAINT_GET_POLICY stored procedure [261](#)
 AUTOMAINT_GET_POLICYFILE stored procedure [262](#)
 AUTOMAINT_SET_POLICY stored procedure [263](#)
 AUTOMAINT_SET_POLICYFILE stored procedure [265](#)
 automatic maintenance
 routines and views [261](#)

B

BACKUP DATABASE command
 using ADMIN_CMD procedure [11](#)
 BP_HITRATIO administrative view [1204](#)
 BP_READ_IO administrative view [1206](#)
 BP_WRITE_IO administrative view [1208](#)
 built-in routines
 authorizations [2](#)
 coding practices [1](#)
 summary [3](#)
 built-in views
 ADMIN_TASK_LIST [251](#)
 ADMIN_TASK_STATUS [254](#)
 ADMINTABCOMPRESSINFO (deprecated) [1157](#)
 ADMINTABINFO [180](#), [230](#)
 ADMINTEMP_COLUMNS [189](#), [239](#)
 ADMINTEMP_TABLES [193](#), [243](#)
 APPL_PERFORMANCE
 details [1197](#)
 APPLICATIONS [1199](#)
 AUTHORIZATIONIDS
 details [967](#)
 authorizations [2](#)
 BP_HITRATIO
 details [1204](#)
 BP_READ_IO
 details [1206](#)
 BP_WRITE_IO
 details [1208](#)
 coding practices [1](#)
 CONTACTGROUPS [1112](#)
 CONTACTS [1113](#)
 CONTAINER_UTILIZATION [1210](#)
 DB_HISTORY

built-in views (*continued*)
 DB_HISTORY (*continued*)
 details [1114](#)
 DB2_CF
 details [322](#)
 DB2_CLUSTER_HOST_STATE
 details [319](#)
 DB2_INSTANCE_ALERTS
 details [321](#)
 DB2_MEMBER
 details [322](#)
 DBCFCG [310](#)
 DBMCFG [313](#)
 DBPATHS [1118](#)
 ENV_CF_SYS_RESOURCES [327](#)
 ENV_FEATURE_INFO [329](#)
 ENV_INST_INFO [343](#)
 ENV_PROD_INFO [345](#)
 ENV_SYS_INFO [346](#)
 ENV_SYS_RESOURCES [1214](#)
 LOCKS_HELD [1265](#)
 LOCKWAIT [1268](#)
 LOG_UTILIZATION [1272](#)
 LONG_RUNNING_SQL
 details [1273](#)
 MON_BP_UTILIZATION [364](#)
 MON_CONNECTION_SUMMARY [372](#)
 MON_CURRENT_SQL [376](#)
 MON_CURRENT_UOW [377](#)
 MON_DB_SUMMARY [379](#)
 MON_LOCKWAITS [382](#)
 MON_PKG_CACHE_SUMMARY [384](#)
 MON_SERVICE_SUBCLASS_SUMMARY [386](#)
 MON_TBSP_UTILIZATION [390](#)
 MON_TRANSACTION_LOG_UTILIZATION [395](#)
 MON_WORKLOAD_SUMMARY [396](#)
 NOTIFICATIONLIST [1125](#)
 OBJECTOWNERS
 details [968](#)
 overview [1](#)
 PDLOGMSGS_LAST24HOURS [1133](#)
 PRIVILEGES
 details [969](#)
 QUERY_PREP_COST
 details [973](#)
 REG_VARIABLES [1276](#)
 SNAPAGENT [1279](#), [1452](#)
 SNAPAGENT_MEMORY_POOL [1282](#), [1456](#)
 SNAPAPPL [1301](#), [1468](#)
 SNAPAPPL_INFO [1287](#), [1460](#)
 SNAPBP [1316](#), [1477](#)
 SNAPBP_PART [1321](#), [1482](#)
 SNAPCONTAINER [1329](#), [1485](#)
 SNAPDB [1335](#), [1489](#), [1539](#)
 SNAPDB_MEMORY_POOL [1348](#), [1502](#)
 SNAPDBM [1363](#), [1507](#)
 SNAPDBM_MEMORY_POOL [1368](#), [1511](#)
 SNAPDETAILLOG [1374](#), [1515](#)
 SNAPDYN_SQL [974](#), [997](#)
 SNAPFCM [1383](#), [1518](#)
 SNAPFCM_PART [1386](#), [1521](#)
 SNAPHADR [1389](#), [1524](#)
 SNAPLOCK [1393](#), [1528](#)
 SNAPLOCKWAIT [1398](#), [1533](#)

built-in views *(continued)*

- SNAPSTMT [1408](#), [1556](#)
- SNAPSTORAGE_PATHS [1415](#), [1562](#)
- SNAPSUBSECTION [980](#), [1003](#)
- SNAPSWITCHES [984](#), [1007](#)
- SNAPTAB [1419](#), [1566](#)
- SNAPTAB_REORG [987](#), [1010](#)
- SNAPTbsp 1424, [1569](#)
- SNAPTbsp_PART [1430](#), [1575](#)
- SNAPTbsp_QUIESCE [1443](#), [1580](#)
- SNAPTbsp_RANGE [1404](#), [1584](#)
- SNAPUTIL [1447](#), [1552](#), [1588](#)
- SNAPUTIL_PROGRESS [994](#), [1017](#)
- summary [3](#)
- table functions comparison [2](#)
- Tbsp_UTILIZATION [1592](#)
- TOP_DYNAMIC_SQL
 - details [1020](#)

C

- CANCEL_WORK stored procedure [271](#)
- CAPTURE_STORAGE_MGMT_INFO procedure [1043](#)
- command [114](#)
- commands

- ADD CONTACT [6](#)
- ADD CONTACTGROUP [7](#)
- AUTOCONFIGURE [7](#)
- BACKUP DATABASE [11](#)
- calling from procedure [3](#), [1047](#)
- DESCRIBE
 - details [18](#)
- DROP CONTACT [24](#)
- DROP CONTACTGROUP [24](#)
- EXPORT [24](#)
- FORCE APPLICATION [34](#)
- GET STMM TUNING [35](#)
- IMPORT [37](#)
- INITIALIZE TAPE [63](#)
- LOAD [64](#)
- PRUNE HISTORY/LOGFILE [102](#)
- PRUNE LOGFILE
 - details [102](#)
- QUIESCE DATABASE [103](#)
- QUIESCE TABLESPACES FOR TABLE [105](#)
- REDISTRIBUTE DATABASE PARTITION GROUP [107](#)
- REORG INDEXES/TABLE [113](#)
- RESET ALERT CONFIGURATION [115](#)
- RESET DATABASE CONFIGURATION [116](#)
- RESET DATABASE MANAGER CONFIGURATION [117](#)
- REWIND TAPE [118](#)
- RUNSTATS [118](#)
- SET TAPE POSITION [129](#)
- UNQUIESCE DATABASE [129](#)
- UPDATE ALERT CONFIGURATION [130](#)
- UPDATE CONTACT [134](#)
- UPDATE CONTACTGROUP [135](#)
- UPDATE DATABASE CONFIGURATION [136](#)
- UPDATE DATABASE MANAGER CONFIGURATION [137](#)
- UPDATE HEALTH NOTIFICATION CONTACT LIST [139](#)
- UPDATE HISTORY [139](#)
- UPDATE STMM TUNING [141](#)

- common SQL API stored procedures
 - complete mode [268](#)

common SQL API stored procedures *(continued)*

- filtering output [269](#)
- overview [266](#)
- signature [266](#)
- stored procedures [267](#)
- XML input documents [268](#)
- XML message documents [270](#)
- XML output files [269](#)
- COMPILATION_ENV table function [1109](#)
- complete mode [268](#)
- configuration
 - routines and views [309](#)
- configuration parameters
 - database
 - retrieving values [310](#)
 - getting values [283](#)
 - setting with SET_CONFIG procedure [301](#)
- CONTACTGROUPS administrative view [1112](#)
- contacts
 - retrieving contact group lists [1112](#)
 - retrieving contact lists [1113](#)
- CONTACTS administrative view [1113](#)
- CONTAINER_UTILIZATION administrative view [1210](#)
- CREATE_STORAGE_MGMT_TABLES procedure [1045](#)

D

- data distribution
 - routines and views [1033](#)
- database environment
 - routines and views [327](#)
- database manager configuration parameters
 - retrieving values [313](#)
- database paths
 - retrieving [1118](#)
- DB_GET_CFG table function [310](#)
- DB_HISTORY administrative view
 - details [1114](#)
- DB_MEMBERS table function [318](#)
- DB_PARTITIONS table function [1212](#)
- Db2 pureScale instances
 - hosts
 - information [318](#)
- DB2 Text Search
 - routines and views [1047](#)
- DB2_CF administrative view
 - details [322](#)
- DB2_CLUSTER_HOST_STATE administrative view
 - details [319](#)
- DB2_GET_CLUSTER_HOST_STATE table function
 - details [319](#)
- DB2_GET_INSTANCE_INFO table function
 - details [322](#)
- DB2_INSTANCE_ALERTS administrative view
 - details [321](#)
- DB2_MEMBER administrative view
 - details [322](#)
- DBCFG administrative view [310](#)
- DBMCFG administrative view [313](#)
- DBPATHS administrative view [1118](#)
- deprecated functionality
 - administrative views
 - SNAPDB_MEMORY_POOL [1348](#), [1502](#)
 - SNAPSTORAGE_PATHS [1415](#), [1562](#)

deprecated functionality (*continued*)

administrative views (*continued*)

SNAPTAB [1419](#), [1566](#)

procedures

GET_DB_CONFIG [1221](#)

HEALTH_CONT_HI [1223](#)

HEALTH_CONT_HI_HIS [1225](#)

HEALTH_CONT_INFO [1227](#)

HEALTH_DB_HI [1229](#)

HEALTH_DB_HI_HIS [1232](#)

HEALTH_DB_HIC [1235](#)

HEALTH_DB_HIC_HIS [1237](#)

HEALTH_DB_INFO [1240](#)

HEALTH_DBM_HI [1242](#)

HEALTH_DBM_HI_HIS [1243](#)

HEALTH_DBM_INFO [1245](#)

HEALTH_GET_ALERT_ACTION_CFG [1247](#)

HEALTH_GET_ALERT_CFG [1250](#)

HEALTH_GET_IND_DEFINITION [1253](#)

HEALTH_HI_REC [1255](#)

HEALTH_TBS_HI [1257](#)

HEALTH_TBS_HI_HIS [1259](#)

HEALTH_TBS_INFO [1263](#)

SYSINSTALLROUTINES [1592](#)

WLM_GET_WORKLOAD_OCCURRENCE_ACTIVITIES_V97 [1617](#)

WLM_GET_WORKLOAD_STATS_V97 [1620](#)

SQL administrative routines [1151](#)

table functions

ADMIN_GET_TAB_COMPRESS_INFO [1157](#)

ADMIN_GET_TAB_COMPRESS_INFO_V97 [1163](#)

GET_DBM_CONFIG [1222](#)

SNAP_GET_APPL_V95 [1309](#)

SNAP_GET_BP_V95 [1325](#)

SNAP_GET_CONTAINER_V91 [1333](#)

SNAP_GET_DB_MEMORY_POOL [1348](#), [1502](#)

SNAP_GET_DB_V97 [1353](#)

SNAP_GET_DBM_V95 [1371](#)

SNAP_GET_DETAILLOG_V91 [1377](#)

SNAP_GET_DYN_SQL_V95 [1379](#)

SNAP_GET_STO_PATHS [1414](#)

SNAP_GET_STORAGE_PATHS_V97 [1415](#), [1562](#)

SNAP_GET_TAB [1419](#), [1566](#)

SNAP_GET_TAB_V91 [1422](#)

SNAP_GET_TBSP_PART_V97 [1435](#)

SNAP_GET_TBSP_V91 [1439](#)

WLM_GET_SERVICE_CLASS_AGENTS_V97 [1601](#)

WLM_GET_SERVICE_CLASS_WORKLOAD_OCCURRENCES_V97 [1608](#)

WLM_GET_SERVICE_SUBCLASS_STATS_V97 [1611](#)

DESCRIBE command

details [18](#)

Design Advisor

DESIGN_ADVISOR stored procedure [276](#)

DESIGN_ADVISOR procedure [276](#)

DROP CONTACT command

details

using ADMIN_CMD [24](#)

DROP CONTACTGROUP command

details

using ADMIN_CMD [24](#)

DROP_STORAGEMGMT_TABLES procedure [1046](#)

E

ENV_CF_SYS_RESOURCES administrative view
details [327](#)

ENV_FEATURE_INFO administrative view [329](#)

ENV_GET_DB2_EDU_SYSTEM_RESOURCES table function
[330](#)

ENV_GET_DB2_SYSTEM_RESOURCES [333](#)

ENV_GET_NETWORK_RESOURCES [334](#)

ENV_GET_REG_VARIABLES [335](#)

ENV_GET_ROLLING_UPDATE_STATUS table function [337](#)

ENV_GET_SYS_RESOURCES table function [1217](#)

ENV_GET_SYSTEM_RESOURCES table function [340](#)

ENV_INST_INFO administrative view [343](#)

ENV_PROD_INFO administrative view [345](#)

ENV_SYS_INFO administrative view [346](#)

ENV_SYS_RESOURCES administrative view [1214](#)

environment

routines and views [327](#)

error messages

retrieving

SQLERRM scalar functions [1145](#)

EVMON_FORMAT_UE_TO_TABLES procedure

details [402](#)

EVMON_FORMAT_UE_TO_XML table function

details [410](#)

EVMON_UPGRADE_TABLES procedure [412](#)

explain

routines and views [348](#)

EXPLAIN_FORMAT_STATS scalar function [350](#)

EXPLAIN_FROM_ACTIVITY procedure [354](#)

EXPLAIN_FROM_CATALOG procedure [357](#)

EXPLAIN_FROM_DATA procedure [359](#)

EXPLAIN_FROM_SECTION procedure

details [361](#)

EXPLAIN_GET_MSGS table function [348](#)

EXPORT command

details

using ADMIN_CMD [24](#)

extents

movement status [605](#)

F

FORCE APPLICATION command

using ADMIN_CMD [34](#)

functions

scalar

ADMIN_GET_INTRA_PARALLEL [160](#)

APPLICATION_ID [1203](#)

AUTH_GET_INSTANCE_AUTHID [958](#)

EXPLAIN_FORMAT_STATS [350](#)

GET_ROUTINE_OPTS [1026](#)

MON_GET_APPLICATION_HANDLE [507](#)

MON_GET_APPLICATION_ID [508](#)

MQPUBLISH [937](#)

MQREAD [938](#)

MQREADCLOB [943](#)

MQRECEIVE [945](#)

MQRECEIVECLOB [950](#)

MQSEND [952](#)

MQSUBSCRIBE [953](#)

MQUNSUBSCRIBE [954](#)

SQLERRM [1145](#)

functions (*continued*)

stored procedures

SYSTS_ALTER [1048](#)
 SYSTS_CLEANUP [1054](#)
 SYSTS_CLEAR_COMMANDLOCKS [1055](#)
 SYSTS_CLEAR_EVENTS [1056](#)
 SYSTS_DROP [1071](#)
 SYSTS_ENABLE [1073](#)
 SYSTS_UPDATE [1075](#)
 SYSTS_UPGRADE_CATALOG [1078](#)
 SYSTS_UPGRADE_INDEX [1080](#)

summary [3](#)

table

ADMIN_GET_ENCRYPTION_INFO [150](#)
 ADMIN_GET_MSGS [162](#)
 ADMIN_GET_STORAGE_PATHS [164](#)
 ADMIN_GET_SYSIBM_FUNCTION_PARS [172](#)
 ADMIN_GET_SYSIBM_FUNCTIONS [166](#)
 ADMIN_GET_TAB_COMPRESS_INFO (deprecated) [1157](#)
 ADMIN_GET_TAB_COMPRESS_INFO_V97 [1163](#)
 ADMIN_GET_TAB_INFO [180](#), [230](#)
 ADMIN_GET_TAB_INFO_V95 [1169](#)
 ADMIN_GET_TAB_INFO_V97 [1175](#)
 ADMIN_GET_TEMP_COLUMNS [189](#), [239](#)
 ADMIN_GET_TEMP_TABLES [193](#), [243](#)
 ADMIN_IS_INLINED [197](#)
 ADMIN_IS_INLINED_LENGTH [149](#)
 ADMIN_LIST_DB_PATHS [1118](#)
 AM_BASE_RPT_RECOMS [1182](#)
 AM_BASE_RPTS [1183](#)
 AUDIT_ARCHIVE [258](#)
 AUDIT_LIST_LOGS [260](#)
 AUTH_LIST_AUTHORITIES_FOR_AUTHID [959](#)
 AUTH_LIST_GROUPS_FOR_AUTHID [963](#)
 AUTH_LIST_ROLES_FOR_AUTHID [964](#)
 built-in views comparison [2](#)
 COMPILATION_ENV [1109](#)
 DB_GET_CFG [310](#)
 DB_MEMBERS [318](#)
 DB_PARTITIONS [1212](#)
 deprecated [1151](#)
 ENV_GET_DB2_EDU_SYSTEM_RESOURCES [330](#)
 ENV_GET_DB2_SYSTEM_RESOURCES [333](#)
 ENV_GET_NETWORK_RESOURCES [334](#)
 ENV_GET_REG_VARIABLES [335](#)
 ENV_GET_ROLLING_UPDATE_STATUS [337](#)
 ENV_GET_SYSTEM_RESOURCES [340](#)
 EVMON_FORMAT_UE_TO_XML [410](#)
 EXPLAIN_GET_MSGS [348](#)
 GET_DB_CONFIG [1221](#)
 GET_DBM_CONFIG [1222](#)
 HEALTH_CONT_HI [1223](#)
 HEALTH_CONT_HI_HIS [1225](#)
 HEALTH_CONT_INFO [1227](#)
 HEALTH_DB_HI [1229](#)
 HEALTH_DB_HI_HIS [1232](#)
 HEALTH_DB_HIC [1235](#)
 HEALTH_DB_HIC_HIS [1237](#)
 HEALTH_DB_INFO [1240](#)
 HEALTH_DBM_HI [1242](#)
 HEALTH_DBM_HI_HIS [1243](#)
 HEALTH_DBM_INFO [1245](#)
 HEALTH_GET_ALERT_ACTION_CFG [1247](#)

functions (*continued*)

table (*continued*)

HEALTH_GET_ALERT_CFG [1250](#)
 HEALTH_GET_IND_DEFINITION [1253](#)
 HEALTH_TBS_HI [1257](#)
 HEALTH_TBS_HI_HIS [1259](#)
 HEALTH_TBS_INFO [1263](#)
 MON_GET_ACTIVITY [454](#)
 MON_GET_ACTIVITY_DETAILS [472](#)
 MON_GET_AGENT [494](#)
 MON_GET_AUTO_MAINT_QUEUE [509](#)
 MON_GET_AUTO_RUNSTATS_QUEUE [511](#)
 MON_GET_BUFFERPOOL [513](#)
 MON_GET_CF [524](#)
 MON_GET_CF_CMD [526](#)
 MON_GET_CF_WAIT_TIME [529](#)
 MON_GET_CONNECTION [532](#)
 MON_GET_CONNECTION_DETAILS [551](#)
 MON_GET_CONTAINER [568](#)
 MON_GET_DATABASE [571](#)
 MON_GET_DATABASE_DETAILS [589](#)
 MON_GET_EXTENDED_LATCH_WAIT [604](#)
 MON_GET_EXTENT_MOVEMENT_STATUS [605](#)
 MON_GET_FCM [607](#)
 MON_GET_FCM_CONNECTION_LIST [608](#)
 MON_GET_GROUP_BUFFERPOOL [609](#)
 MON_GET_HADR [610](#)
 MON_GET_INDEX [616](#)
 MON_GET_INDEX_USAGE_LIST [619](#)
 MON_GET_INSTANCE [622](#)
 MON_GET_LATCH table function [624](#)
 MON_GET_PAGE_ACCESS [637](#)
 MON_GET_PKG_CACHE_STMT [639](#)
 MON_GET_QUEUE_STATS [672](#)
 MON_GET_ROUTINE [677](#)
 MON_GET_ROUTINE_DETAILS [693](#)
 MON_GET_ROUTINE_EXEC_LIST [709](#)
 MON_GET_RTS_RQST [713](#)
 MON_GET_SECTION [714](#)
 MON_GET_SECTION_OBJECT [715](#)
 MON_GET_SECTION_ROUTINE [718](#)
 MON_GET_SERVERLIST [720](#)
 MON_GET_SERVICE_SUBCLASS [722](#)
 MON_GET_SERVICE_SUBCLASS_DETAILS [742](#)
 MON_GET_SERVICE_SUBCLASS_STATS [760](#)
 MON_GET_SERVICE_SUPERCLASS [769](#)
 MON_GET_SERVICE_SUPERCLASS_DETAILS [788](#)
 MON_GET_SERVICE_SUPERCLASS_STATS [806](#)
 MON_GET_TABLE [814](#)
 MON_GET_TABLE_USAGE_LIST [839](#)
 MON_GET_TABLESPACE [820](#)
 MON_GET_TABLESPACE QUIESCER [833](#)
 MON_GET_TABLESPACE_RANGE [836](#)
 MON_GET_TRANSACTION_LOG [843](#)
 MON_GET_UNIT_OF_WORK [847](#)
 MON_GET_UNIT_OF_WORK_DETAILS [865](#)
 MON_GET_USAGE_LIST_STATUS [884](#)
 MON_GET_UTILITY [885](#)
 MON_GET_WLM_ADMISSION_QUEUE [887](#)
 MON_GET_WORK_ACTION_SET_STATS [927](#)
 MON_GET_WORKLOAD [888](#)
 MON_GET_WORKLOAD_DETAILS [905](#)
 MON_GET_WORKLOAD_STATS [923](#)
 MON_SAMPLE_SERVICE_CLASS_METRICS [929](#)

functions (continued)

table (continued)

MON_SAMPLE_WORKLOAD_METRICS [933](#)
MQREADALL [939](#)
MQREADALLCLOB [941](#)
MQRECEIVEALL [946](#)
MQRECEIVEALLCLOB [948](#)
overview [1](#)
PD_GET_DIAG_HIST [1125](#)
PD_GET_LOG_MSGS [1133](#)
REG_LIST_VARIABLES table function [1277](#)
SNAP_GET_AGENT [1279](#), [1452](#)
SNAP_GET_AGENT_MEMORY_POOL [1282](#), [1456](#)
SNAP_GET_APPL [1301](#), [1468](#)
SNAP_GET_APPL_INFO [1287](#), [1460](#)
SNAP_GET_APPL_INFO_V95 [1295](#)
SNAP_GET_APPL_V95 [1309](#)
SNAP_GET_BP [1316](#), [1477](#)
SNAP_GET_BP_PART [1321](#), [1482](#)
SNAP_GET_BP_V95 [1325](#)
SNAP_GET_CONTAINER [1329](#), [1485](#)
SNAP_GET_CONTAINER_V91 (deprecated) [1333](#)
SNAP_GET_DB_MEMORY_POOL [1348](#), [1502](#)
SNAP_GET_DB_V97 [1353](#)
SNAP_GET_DBM [1363](#), [1507](#)
SNAP_GET_DBM_MEMORY_POOL [1368](#), [1511](#)
SNAP_GET_DBM_V95 [1371](#)
SNAP_GET_DETAIL_LOG [1374](#), [1515](#)
SNAP_GET_DETAIL_LOG_V91 [1377](#)
SNAP_GET_DYN_SQL [974](#), [997](#)
SNAP_GET_DYN_SQL_V95 [1379](#)
SNAP_GET_FCM [1383](#), [1518](#)
SNAP_GET_FCM_PART [1386](#), [1521](#)
SNAP_GET_HADR [1389](#), [1524](#)
SNAP_GET_LOCK [1393](#), [1528](#)
SNAP_GET_LOCKWAIT [1398](#), [1533](#)
SNAP_GET_STMT [1408](#), [1556](#)
SNAP_GET_STO_PATHS (deprecated) [1414](#)
SNAP_GET_STORAGE_PATHS_V97 [1415](#), [1562](#)
SNAP_GET_SUBSECTION [980](#), [1003](#)
SNAP_GET_SWITCHES [984](#), [1007](#)
SNAP_GET_TAB [1419](#), [1566](#)
SNAP_GET_TAB_REORG [987](#), [1010](#)
SNAP_GET_TAB_V91 (deprecated) [1422](#)
SNAP_GET_TBSP [1424](#), [1569](#)
SNAP_GET_TBSP_PART (deprecated) [1430](#), [1575](#)
SNAP_GET_TBSP_PART_V97 [1435](#)
SNAP_GET_TBSP QUIESCER [1443](#), [1580](#)
SNAP_GET_TBSP_RANGE [1404](#), [1584](#)
SNAP_GET_TBSP_V91 (deprecated) [1439](#)
SNAP_GET_UTIL [1447](#), [1552](#), [1588](#)
SNAP_GET_UTIL_PROGRESS [994](#), [1017](#)
summary [3](#)
WLM_GET_ACTIVITY_DETAILS [1595](#)
WLM_GET_CONN_ENV [1092](#)
WLM_GET_QUEUE_STATS [1094](#)
WLM_GET_SERVICE_CLASS_AGENTS [1095](#)
WLM_GET_SERVICE_CLASS_AGENTS_V97 [1601](#)
WLM_GET_SERVICE_CLASS_WORKLOAD_OCCURRENCES [1095](#)
WLM_GET_SERVICE_CLASS_WORKLOAD_OCCURRENCES_V97 [1608](#)
WLM_GET_SERVICE_SUBCLASS_STATS [1098](#)
WLM_GET_SERVICE_SUBCLASS_STATS_V97 [1611](#)

functions (continued)

table (continued)

WLM_GET_SERVICE_SUPERCLASS_STATS [1099](#)
WLM_GET_WORK_ACTION_SET_STATS [1099](#)
WLM_GET_WORKLOAD_OCCURRENCE_ACTIVITIES [1099](#)
WLM_GET_WORKLOAD_OCCURRENCE_ACTIVITIES_V97 [1617](#)
WLM_GET_WORKLOAD_STATS [1100](#)
WLM_GET_WORKLOAD_STATS_V97 [1620](#)
table functions
ENV_GET_SYS_RESOURCES table function [1217](#)
MON_FORMAT_XML_COMPONENT_TIMES_BY_ROW [423](#)
MON_FORMAT_XML_METRICS_BY_ROW [427](#)
MON_FORMAT_XML_TIMES_BY_ROW [443](#)
MON_FORMAT_XML_WAIT_TIMES_BY_ROW [449](#)
MON_GET_PKG_CACHE_STMT_DETAILS [657](#)
MON_GET_REBALANCE_STATUS [675](#)
SNAP_GET_DB [1335](#), [1489](#), [1539](#)

G

GENERATE_DISTFILE procedure [1035](#)
GET STMM TUNING command [35](#)
GET_CONFIG stored procedure [283](#)
GET_DB_CONFIG table function [1221](#)
GET_DBM_CONFIG table function [1222](#)
GET_DBSIZE_INFO procedure [1123](#)
GET_MESSAGE stored procedure [289](#)
GET_ROUTINE_NAME procedure stored procedure [1024](#)
GET_ROUTINE_OPTS scalar function [1026](#)
GET_ROUTINE_SAR procedure [1026](#)
GET_SWRD_SETTINGS procedure [1036](#)
GET_SYSTEM_INFO stored procedure [295](#)
groups
retrieving group membership [963](#)

H

health alerts
alert action configuration [1247](#)
alert configuration [1250](#)
health indicators
retrieving definitions [1253](#)
HEALTH_CONT_HI table function [1223](#)
HEALTH_CONT_HI_HIS table function [1225](#)
HEALTH_CONT_INFO table function [1227](#)
HEALTH_DB_HI table function [1229](#)
HEALTH_DB_HI_HIS table function [1232](#)
HEALTH_DB_HIC table function [1235](#)
HEALTH_DB_HIC_HIS table function [1237](#)
HEALTH_DB_INFO table function [1240](#)
HEALTH_DBM_HI table function [1242](#)
HEALTH_DBM_HI_HIS table function [1243](#)
HEALTH_DBM_INFO table function [1245](#)
HEALTH_GET_ALERT_ACTION_CFG table function [1247](#)
HEALTH_GET_ALERT_CFG table function [1250](#)
HEALTH_GET_IND_DEFINITION table function [1253](#)
HEALTH_HI_REC procedure [1255](#)
HEALTH_TBS_HI table function [1257](#)
HEALTH_TBS_HI_HIS table function [1259](#)
HEALTH_TBS_INFO table function [1263](#)

history file
retrieving information [1114](#)

I

IMPORT command
details
using ADMIN_CMD procedure [37](#)
INITIALIZE TAPE command
using ADMIN_CMD procedure [63](#)
installation
license information [329](#), [1214](#)
retrieving database product information [345](#)
instance owner authorization ID
obtaining [958](#)
instances
current
retrieving information [343](#)

L

latch waits
MON_GET_EXTENDED_LATCH_WAIT table function [604](#)
LOAD command
details
using ADMIN_CMD procedure [64](#)
LOCKS_HELD administrative view [1265](#)
LOCKWAIT administrative view [1268](#)
LOG_UTILIZATION administrative view [1272](#)
LONG_RUNNING_SQL administrative view [1273](#)

M

miscellaneous routines and views [1107](#)
MON_BP_UTILIZATION administrative view [364](#)
MON_CAPTURE_ACTIVITY_IN_PROGRESS stored procedure [417](#)
MON_COLLECT_STATS stored procedure [418](#)
MON_CONNECTION_SUMMARY administrative view [372](#)
MON_CURRENT_SQL administrative view [376](#)
MON_CURRENT_UOW administrative view [377](#)
MON_DB_SUMMARY administrative view [379](#)
MON_FORMAT_LOCK_NAME table function [420](#)
MON_FORMAT_XML_COMPONENT_TIMES_BY_ROW table function
details [423](#)
MON_FORMAT_XML_METRICS_BY_ROW table function
details [427](#)
MON_FORMAT_XML_TIMES_BY_ROW table function
details [443](#)
MON_FORMAT_XML_WAIT_TIMES_BY_ROW table function
details [449](#)
MON_GET_ACTIVITY table function [454](#)
MON_GET_ACTIVITY_DETAILS table function [472](#)
MON_GET_AGENT table function [494](#)
MON_GET_APPL_LOCKWAIT table function [503](#)
MON_GET_APPLICATION_HANDLE scalar function [507](#)
MON_GET_APPLICATION_ID scalar function [508](#)
MON_GET_AUTO_MAINT_QUEUE table function [509](#)
MON_GET_AUTO_RUNSTATS_QUEUE table function [511](#)
MON_GET_BUFFERPOOL table function [513](#)
MON_GET_CF table function
details [524](#)

MON_GET_CF_CMD table function [526](#)
MON_GET_CF_WAIT_TIME table function [529](#)
MON_GET_CONNECTION table function [532](#)
MON_GET_CONNECTION_DETAILS table function [551](#)
MON_GET_CONTAINER table function [568](#)
MON_GET_DATABASE table function [571](#)
MON_GET_DATABASE_DETAILS table function [589](#)
MON_GET_EXTENDED_LATCH_WAIT table function [604](#)
MON_GET_EXTENT_MOVEMENT_STATUS table function
[605](#)
MON_GET_FCM table function [607](#)
MON_GET_FCM_CONNECTION_LIST table function [608](#)
MON_GET_GROUP_BUFFERPOOL table function
details [609](#)
MON_GET_HADR table function
details [610](#)
MON_GET_INDEX table function [616](#)
MON_GET_INDEX_USAGE_LIST table function [619](#)
MON_GET_INSTANCE table function [622](#)
MON_GET_LATCH table function [624](#)
MON_GET_LOCKS table function [628](#)
MON_GET_MEMORY_POOL table function [633](#)
MON_GET_MEMORY_SET table function [635](#)
MON_GET_PAGE_ACCESS
details [637](#)
MON_GET_PKG_CACHE_STMT table function
details [639](#)
MON_GET_PKG_CACHE_STMT_DETAILS table function
details [657](#)
MON_GET_QUEUE_STATS table function [672](#)
MON_GET_REBALANCE_STATUS table function
details [675](#)
MON_GET_ROUTINE table function [677](#)
MON_GET_ROUTINE_DETAILS table function [693](#)
MON_GET_ROUTINE_EXEC_LIST table function [709](#)
MON_GET_RTS_RQST table function [713](#)
MON_GET_SECTION table function [714](#)
MON_GET_SECTION_OBJECT table function [715](#)
MON_GET_SECTION_ROUTINE table function [718](#)
MON_GET_SERVERLIST table function [720](#)
MON_GET_SERVICE_SUBCLASS table function [722](#)
MON_GET_SERVICE_SUBCLASS_DETAILS table function
[742](#)
MON_GET_SERVICE_SUBCLASS_STATS table function [760](#)
MON_GET_SERVICE_SUPERCLASS table function [769](#)
MON_GET_SERVICE_SUPERCLASS_DETAILS table function
[788](#)
MON_GET_SERVICE_SUPERCLASS_STATS table function
[806](#)
MON_GET_TABLE table function [814](#)
MON_GET_TABLE_USAGE_LIST table function [839](#)
MON_GET_TABLESPACE table function [820](#)
MON_GET_TABLESPACE QUIESCER table function [833](#)
MON_GET_TABLESPACE_RANGE table function [836](#)
MON_GET_TRANSACTION_LOG table function [843](#)
MON_GET_UNIT_OF_WORK table function [847](#)
MON_GET_UNIT_OF_WORK_DETAILS table function [865](#)
MON_GET_USAGE_LIST_STATUS table function [884](#)
MON_GET_UTILITY table function [885](#)
MON_GET_WLM_ADMISSION_QUEUE table function
details [887](#)
MON_GET_WORK_ACTION_SET_STATS table function [927](#)
MON_GET_WORKLOAD table function [888](#)
MON_GET_WORKLOAD_DETAILS table function [905](#)

[MON_GET_WORKLOAD_STATS](#) table function [923](#)
[MON_INCREMENT_INTERVAL_ID](#) stored procedure [928](#)
[MON_LOCKWAITS](#) administrative view [382](#)
[MON_PKG_CACHE_SUMMARY](#) administrative view [384](#)
[MON_SAMPLE_SERVICE_CLASS_METRICS](#) table function [929](#)
[MON_SAMPLE_WORKLOAD_METRICS](#) table function [933](#)
[MON_SERVICE_SUBCLASS_SUMMARY](#) administrative view [386](#)
[MON_TBSP_UTILIZATION](#) administrative view [390](#)
[MON_TRANSACTION_LOG_UTILIZATION](#) administrative view [395](#)
[MON_WORKLOAD_SUMMARY](#) administrative view [396](#)
 monitoring
 [routines](#) [400](#)
 [views](#) [364](#)
[MQPUBLISH](#) scalar function [937](#)
[MQREAD](#) scalar function [938](#)
[MQREADALL](#) table function [939](#)
[MQREADALLCLOB](#) table function [941](#)
[MQREADCLOB](#) scalar function [943](#)
[MQRECEIVE](#) scalar function [945](#)
[MQRECEIVEALL](#) table function [946](#)
[MQRECEIVEALLCLOB](#) table function [948](#)
[MQRECEIVECLOB](#) scalar function [950](#)
[MQSEND](#) scalar function [952](#)
[MQSUBSCRIBE](#) scalar function [953](#)
[MQUNSUBSCRIBE](#) scalar function [954](#)

N

notification lists
 [retrieving contact list](#) [1125](#)
 notification log messages
 [retrieving](#) [1133](#)
[NOTIFICATIONLIST](#) administrative view [1125](#)

O

[OBJECTOWNERS](#) administrative view [968](#)
 objects
 [retrieving ownership](#) [968](#)
 online table moves
 [ADMIN_MOVE_TABLE](#) procedure [198](#)
 [ADMIN_MOVE_TABLE_UTIL](#) procedure [223](#)

P

packages
 [rebinding](#)
 [REBIND_ROUTINE_PACKAGE](#) procedure [1029](#)
 [routines and views](#) [1023](#)
[PD_GET_DIAG_HIST](#) table function [1125](#)
[PD_GET_LOG_MSGS](#) table function [1133](#)
[PDLOGMSG_LAST24HOURS](#) administrative view [1133](#)
 privileges
 [information about granted](#)
 [PRIVILEGES](#) administrative view [969](#)
[PRIVILEGES](#) administrative view [969](#)
 problem determination
 [notification log messages](#) [1133](#)
 procedures
 [ADMIN_CMD](#)

procedures (*continued*)

[ADMIN_CMD](#) (*continued*)
 [details](#) [3](#)
[ADMIN_COPY_SCHEMA](#) [143](#)
[ADMIN_DROP_SCHEMA](#) [147](#)
[ADMIN_MOVE_TABLE_UTIL](#) [223](#)
[ADMIN_REMOVE_MSGS](#) [225](#)
[ADMIN_REVALIDATE_DB_OBJECTS](#) [225](#)
[ADMIN_ROTATE_MASTER_KEY](#) [957](#)
[ADMIN_SET_INTRA_PARALLEL](#) [229](#)
[ADMIN_TASK_ADD](#) [247](#)
[ADMIN_TASK_REMOVE](#) [253](#)
[ADMIN_TASK_UPDATE](#) [256](#)
[ALTER_ROUTINE_PACKAGE](#) [1023](#)
[ALTOBJ](#) [1107](#)
[AM_DROP_TASK](#) [1185](#)
[AM_GET_LOCK_CHN_TB](#) [1185](#)
[AM_GET_LOCK_CHNS](#) [1186](#)
[AM_GET_LOCK_RPT](#) [1187](#)
[AM_GET_RPT](#) [1195](#)
[AM_SAVE_TASK](#) [1196](#)
[ANALYZE_LOG_SPACE](#) [1033](#)
[AUDIT_ARCHIVE](#) [258](#)
[AUDIT_DELIM_EXTRACT](#) [259](#)
[AUTOMAINT_GET_POLICY](#) [261](#)
[AUTOMAINT_GET_POLICYFILE](#) [262](#)
[AUTOMAINT_SET_POLICY](#) [263](#)
[AUTOMAINT_SET_POLICYFILE](#) [265](#)
[CANCEL_WORK](#) [271](#)
[CAPTURE_STORAGEMGMT_INFO](#) [1043](#)
 common SQL API
 [overview](#) [266](#)
 [XPath expressions for filtering output](#) [269](#)
[CREATE_STORAGEMGMT_TABLES](#) [1045](#)
 deprecated [1151](#)
[DESIGN_ADVISOR](#) [276](#)
[DROP_STORAGEMGMT_TABLES](#) [1046](#)
[EVMON_FORMAT_UE_TO_TABLES](#) [402](#)
[EVMON_UPGRADE_TABLES](#) [412](#)
[EXPLAIN_FROM_ACTIVITY](#) [354](#)
[EXPLAIN_FROM_CATALOG](#) [357](#)
[EXPLAIN_FROM_DATA](#) [359](#)
[EXPLAIN_FROM_SECTION](#) [361](#)
[GENERATE_DISTFILE](#) [1035](#)
[GET_CONFIG](#) [283](#)
[GET_DBSIZE_INFO](#) [1123](#)
[GET_MESSAGE](#) [289](#)
[GET_ROUTINE_NAME](#) procedure [1024](#)
[GET_ROUTINE_SAR](#) [1026](#)
[GET_SWRD_SETTINGS](#) [1036](#)
[GET_SYSTEM_INFO](#) [295](#)
[HEALTH_HI_REC](#) [1255](#)
[MON_CAPTURE_ACTIVITY_IN_PROGRESS](#) [417](#)
[MON_COLLECT_STATS](#) [418](#)
[MON_INCREMENT_INTERVAL_ID](#) [928](#)
[PUT_ROUTINE_SAR](#) [1027](#)
[REBIND_ROUTINE_PACKAGE](#) [1029](#)
[REORGCHK_IX_STATS](#) [1140](#)
[REORGCHK_TB_STATS](#) [1143](#)
[SET_CONFIG](#) [301](#)
[SET_MAINT_MODE_RECORD_NO_TEMPORALHISTORY](#) [1145](#)
[SET_ROUTINE_OPTS](#) [1031](#)
[SET_SWRD_SETTINGS](#) [1038](#)

procedures (*continued*)

- SNAP_WRITE_FILE [1451](#)
- SQL
 - summary [3](#)
- STEPWISE_REDISTRIBUTE_DBPG [1040](#)
- SYSINSTALLOBJECTS [1148](#)
- SYSINSTALLROUTINES [1592](#)
- SYSTS_ADMIN_CMD [1047](#)
- SYSTS_CONFIGURE [1058](#)
- SYSTS_CREATE [1060](#)
- WLM_ALTER_MEMBER_SUBSET [1086](#)
- WLM_CANCEL_ACTIVITY [1084](#)
- WLM_CAPTURE_ACTIVITY_IN_PROGRESS [1085](#)
- WLM_COLLECT_STATS [1086](#)
- WLM_CREATE_MEMBER_SUBSET [1089](#)
- WLM_DROP_MEMBER_SUBSET [1092](#)
- WLM_ENABLE_ADMISSION_CTRL [1083](#)
- WLM_SET_CLIENT_INFO [1100](#)
- WLM_SET_CONN_ENV [1102](#)
- WLM_SET_SESSION_PRIORITY [1105](#)

procedurestabl

- ADMIN_MOVE_TABLE [198](#)

PRUNE HISTORY/LOGFILE command
using ADMIN_CMD procedure [102](#)

PUT_ROUTINE_SAR procedure [1027](#)

Q

QUERY_PREP_COST administrative view [973](#)

QUIESCE DATABASE command [103](#)

QUIESCE TABLESPACES FOR TABLE command
using ADMIN_CMD procedure [105](#)

R

REBIND_ROUTINE_PACKAGE procedure [1029](#)

REDISTRIBUTE DATABASE PARTITION GROUP command
using ADMIN_CMD procedure [107](#)

redistribution of data
procedures [1033](#), [1035](#), [1036](#), [1038](#), [1040](#)

REG_LIST_VARIABLES table function [1277](#)

REG_VARIABLES administrative view [1276](#)

registry variables
retrieving settings [335](#), [1276](#)

REORG INDEX/INDEXES command using the ADMIN_CMD
procedure command [114](#)

REORG INDEX/INDEXES command using the ADMIN_CMD
procedure commands [114](#)

REORG INDEXES command
using ADMIN_CMD procedure [113](#)

REORG TABLE command
using ADMIN_CMD procedure [113](#)

REORGCHK_IX_STATS procedure [1140](#)

REORGCHK_TB_STATS procedure [1143](#)

RESET ALERT CONFIGURATION command
using ADMIN_CMD procedure [115](#)

RESET DATABASE CONFIGURATION command
using ADMIN_CMD procedure [116](#)

RESET DATABASE MANAGER CONFIGURATION command
using ADMIN_CMD procedure [117](#)

revalidation
procedures [225](#)

REWIND TAPE command

REWIND TAPE command (*continued*)

using ADMIN_CMD procedure [118](#)

routines

- authorization [2](#)
- built-in
 - ADMIN_CMD procedure [3](#)
 - administrative [3](#)
 - administrative task scheduler [247](#)
 - audit [258](#)
 - automatic maintenance [261](#)
 - configuration [309](#)
 - data distribution [1033](#)
 - database environment [327](#)
 - DB2 Text Search [1047](#)
 - environment [327](#)
 - explain [348](#)
 - miscellaneous [1107](#)
 - packages [1023](#)
 - security [957](#)
 - snapshot [973](#)
 - SQL [1023](#)
 - stepwise redistribution [1033](#)
 - storage management [1043](#)
 - WebSphere MQ routines [937](#)
 - workload management [1083](#)

monitor [400](#)

SQL

- administrative (deprecated) [1151](#)
- built-in (summary) [3](#)

routines and views

- administrative routines [3](#)
- administrative task scheduler [247](#)
- audit [258](#)
- automatic maintenance [261](#)
- configuration [309](#)
- data distribution [1033](#)
- database environment [327](#)
- DB2 Text Search [1047](#)
- environment [327](#)
- explain [348](#)
- miscellaneous [1107](#)
- packages [1023](#)
- security [957](#)
- snapshot [973](#)
- SQL [1023](#)
- stepwise redistribution [1033](#)
- storage management [1043](#)
- WebSphere MQ routines [937](#)
- workload management [1083](#)

RUNSTATS command

details

using ADMIN_CMD procedure [118](#)

S

scalar functions

- AUTH_GET_INSTANCE_AUTHID [958](#)
- SQLERRM [1145](#)

schemas

- copying [143](#)
- dropping [147](#)
- objects [143](#)

security

- routines and views [957](#)

SET TAPE POSITION command
 using ADMIN_CMD procedure [129](#)
 SET_CONFIG stored procedure [301](#)
 SET_MAINT_MODE_RECORD_NO_TEMPORALHISTORY
 procedure [1145](#)
 SET_ROUTINE_OPTS procedure [1031](#)
 SET_SWRD_SETTINGS procedure [1038](#)
 SNAP_GET_AGENT table function [1279](#), [1452](#)
 SNAP_GET_AGENT_MEMORY_POOL table function [1282](#),
[1456](#)
 SNAP_GET_APPL table function [1301](#), [1468](#)
 SNAP_GET_APPL_INFO table function [1287](#), [1460](#)
 SNAP_GET_APPL_INFO_V95 table function [1295](#)
 SNAP_GET_BP table function [1316](#), [1477](#)
 SNAP_GET_BP_PART table function [1321](#), [1482](#)
 SNAP_GET_CONTAINER table function [1329](#), [1485](#)
 SNAP_GET_CONTAINER_V91 deprecated table function
[1333](#)
 SNAP_GET_DB table function [1335](#), [1489](#), [1539](#)
 SNAP_GET_DB_MEMORY_POOL table function [1348](#), [1502](#)
 SNAP_GET_DB_V97 table function [1353](#)
 SNAP_GET_DBM table function [1363](#), [1507](#)
 SNAP_GET_DBM_MEMORY_POOL table function [1368](#), [1511](#)
 SNAP_GET_DETAILLOG table function [1374](#), [1515](#)
 SNAP_GET_DETAILLOG_V91 table function [1377](#)
 SNAP_GET_DYN_SQL table function [974](#), [997](#)
 SNAP_GET_DYN_SQL_V95 table function [1379](#)
 SNAP_GET_FCM table function [1383](#), [1518](#)
 SNAP_GET_FCM_PART table function [1386](#), [1521](#)
 SNAP_GET_HADR table function [1389](#), [1524](#)
 SNAP_GET_LOCK table function [1393](#), [1528](#)
 SNAP_GET_LOCKWAIT table function [1398](#), [1533](#)
 SNAP_GET_STMT table function [1408](#), [1556](#)
 SNAP_GET_STO_PATHS deprecated table function [1414](#)
 SNAP_GET_STORAGE_PATHS_V97 table function [1415](#),
[1562](#)
 SNAP_GET_SUBSECTION table function [980](#), [1003](#)
 SNAP_GET_SWITCHES table function [984](#), [1007](#)
 SNAP_GET_TAB table function [1419](#), [1566](#)
 SNAP_GET_TAB_REORG table function [987](#), [1010](#)
 SNAP_GET_TAB_V91 deprecated table function [1422](#)
 SNAP_GET_TBSP table function [1424](#), [1569](#)
 SNAP_GET_TBSP_PART table function [1430](#), [1575](#)
 SNAP_GET_TBSP_PART_V97 table function [1435](#)
 SNAP_GET_TBSP QUIESCER table function [1443](#), [1580](#)
 SNAP_GET_TBSP_RANGE table function [1404](#), [1584](#)
 SNAP_GET_TBSP_V91 deprecated table function [1439](#)
 SNAP_GET_UTIL table function [1447](#), [1552](#), [1588](#)
 SNAP_GET_UTIL_PROGRESS table function [994](#), [1017](#)
 SNAP_WRITE_FILE procedure [1451](#)
 SNAPAGENT administrative view [1279](#), [1452](#)
 SNAPAGENT_MEMORY_POOL administrative view [1282](#),
[1456](#)
 SNAPAPPL administrative view [1301](#), [1468](#)
 SNAPAPPL_INFO administrative view [1287](#), [1460](#)
 SNAPBP administrative view [1316](#), [1477](#)
 SNAPBP_PART administrative view [1321](#), [1482](#)
 SNAPCONTAINER administrative view [1329](#), [1485](#)
 SNAPDB administrative view [1335](#), [1489](#), [1539](#)
 SNAPDB_MEMORY_POOL administrative view [1348](#), [1502](#)
 SNAPDBM administrative view [1363](#), [1507](#)
 SNAPDBM_MEMORY_POOL administrative view [1368](#), [1511](#)
 SNAPDETAILLOG administrative view [1374](#), [1515](#)
 SNAPDYN_SQL administrative view [974](#), [997](#)
 SNAPFCM administrative view [1383](#), [1518](#)
 SNAPFCM_PART administrative view [1386](#), [1521](#)
 SNAPHADR administrative view [1389](#), [1524](#)
 SNAPLOCK administrative view [1393](#), [1528](#)
 SNAPLOCKWAIT administrative view [1398](#), [1533](#)
 snapshot
 routines and views [973](#)
 SNAPSTMT administrative view [1408](#), [1556](#)
 SNAPSTORAGE_PATHS administrative view [1415](#), [1562](#)
 SNAPSUBSECTION administrative view [980](#), [1003](#)
 SNAPSWITCHES administrative view [984](#), [1007](#)
 SNAPTAB_REORG administrative view [987](#), [1010](#)
 SNAPTbsp administrative view [1424](#), [1569](#)
 SNAPTbsp_PART administrative view [1430](#), [1575](#)
 SNAPTbsp QUIESCER administrative view [1443](#), [1580](#)
 SNAPTbsp_RANGE administrative view [1404](#), [1584](#)
 SNAPUTIL administrative view [1447](#), [1552](#), [1588](#)
 SNAPUTIL_PROGRESS administrative view [994](#), [1017](#)
 split mirrors
 retrieving database paths [1118](#)
 SQL
 administrative routines
 deprecated [1151](#)
 administrative routines and views [1023](#)
 SQLCODE
 returning message information [289](#)
 SQLERRM scalar functions [1145](#)
 stepwise redistribution
 routines and views [1033](#)
 STEPWISE_REDISTRIBUTE_DBPG procedure
 details [1040](#)
 storage management
 routines and views [1043](#)
 storage management tool
 stored procedures [1043](#), [1045](#), [1046](#)
 stored procedures
 AUDIT_ARCHIVE [258](#)
 AUDIT_DELIM_EXTRACT [259](#)
 GET_ROUTINE_NAME procedure [1024](#)
 MON_CAPTURE_ACTIVITY_IN_PROGRESS [417](#)
 MON_COLLECT_STATS [418](#)
 SET_MAINT_MODE_RECORD_NO_TEMPORALHISTORY
 [1145](#)
 WLM ALTER_MEMBER_SUBSET [1086](#)
 WLM_CREATE_MEMBER_SUBSET [1089](#)
 WLM_DROP_MEMBER_SUBSET [1092](#)
 SYSINSTALLOBJECTS procedure
 details [1148](#)
 SYSINSTALLROUTINES deprecated procedure [1592](#)
 system information
 retrieving [295](#), [346](#)
 SYSTS_ADMIN_CMD procedure [1047](#)
 SYSTS ALTER stored procedure [1048](#)
 SYSTS_CLEANUP stored procedure [1054](#)
 SYSTS_CLEAR_COMMANDLOCKS stored procedure [1055](#)
 SYSTS_CLEAR_EVENTS stored procedure [1056](#)
 SYSTS_CONFIGURE procedure [1058](#)
 SYSTS_CREATE procedure [1060](#)
 SYSTS_DISABLE procedure [1069](#)
 SYSTS_DROP stored procedure [1071](#)
 SYSTS_ENABLE stored procedure [1073](#)
 SYSTS_UPDATE stored procedure [1075](#)
 SYSTS_UPGRADE_CATALOG stored procedure [1078](#)
 SYSTS_UPGRADE_INDEX stored procedure [1080](#)

T

- table compression
 - information [1157](#)
- table functions
 - ADMIN_GET_DBP_MEM_USAGE [1156](#)
 - ADMIN_GET_ENCRYPTION_INFO [150](#)
 - ADMIN_GET_INDEX_COMPRESS_INFO [153](#)
 - ADMIN_GET_INDEX_INFO [157](#)
 - ADMIN_GET_MEM_USAGE [161](#)
 - ADMIN_GET_MSGS [162](#)
 - ADMIN_GET_STORAGE_PATHS [164](#)
 - ADMIN_GET_SYSIBM_FUNCTION_PARS [172](#)
 - ADMIN_GET_SYSIBM_FUNCTIONS [166](#)
 - ADMIN_GET_TAB_COMPRESS_INFO [174](#)
 - ADMIN_GET_TAB_DICTIONARY_INFO [177](#)
 - ADMIN_GET_TAB_INFO [180, 230](#)
 - ADMIN_GET_TEMP_COLUMNS [189, 239](#)
 - ADMIN_GET_TEMP_TABLES [193, 243](#)
 - ADMIN_LIST_DB_PATHS [1118](#)
 - AUDIT_ARCHIVE [258](#)
 - AUTH_LIST_GROUPS_FOR_AUTHID [963](#)
 - built-in views comparison [2](#)
 - DB_GET_CFG [310](#)
 - DB2_GET_CLUSTER_HOST_STATE
 - details [319](#)
 - DB2_GET_INSTANCE_INFO
 - details [322](#)
 - deprecated functionality
 - ADMIN_GET_TAB_COMPRESS_INFO [1157](#)
 - ADMIN_GET_TAB_COMPRESS_INFO_V97 [1163](#)
 - ADMIN_GET_TAB_INFO_V95 [1169](#)
 - ADMIN_GET_TAB_INFO_V97 [1175](#)
 - SNAP_GET_APPL_INFO_V95 [1295](#)
 - SNAP_GET_BP_V95 [1325](#)
 - SNAP_GET_DBM_V95 [1371](#)
 - SNAP_GET_DETAILLOG_V91 [1377](#)
 - SNAP_GET_DYN_SQL_V95 [1379](#)
 - summary [1151](#)
 - ENV_GET_DB2_EDU_SYSTEM_RESOURCES [330](#)
 - ENV_GET_DB2_SYSTEM_RESOURCES [333](#)
 - ENV_GET_NETWORK_RESOURCES [334](#)
 - ENV_GET_REG_VARIABLES [335](#)
 - ENV_GET_ROLLING_UPDATE_STATUS [337](#)
 - ENV_GET_SYSTEM_RESOURCES [340](#)
 - HEALTH_GET_ALERT_ACTION_CFG [1247](#)
 - HEALTH_GET_ALERT_CFG [1250](#)
 - HEALTH_GET_IND_DEFINITION [1253](#)
 - MON_FORMAT_LOCK_NAME [420](#)
 - MON_GET_ACTIVITY [454](#)
 - MON_GET_AGENT [494](#)
 - MON_GET_APPL_LOCKWAIT [503](#)
 - MON_GET_DATABASE [571](#)
 - MON_GET_DATABASE_DETAILS [589](#)
 - MON_GET_INSTANCE [622](#)
 - MON_GET_LATCH [624](#)
 - MON_GET_LOCKS [628](#)
 - MON_GET_MEMORY_POOL [633](#)
 - MON_GET_MEMORY_SET [635](#)
 - MON_GET_QUEUE_STATS [672](#)
 - MON_GET_ROUTINE [677](#)
 - MON_GET_ROUTINE_DETAILS [693](#)
 - MON_GET_ROUTINE_EXEC_LIST [709](#)
 - MON_GET_SECTION [714](#)
- table functions (*continued*)
 - MON_GET_SECTION_OBJECT [715](#)
 - MON_GET_SECTION_ROUTINE [718](#)
 - MON_GET_SERVICE_SUBCLASS_STATS [760](#)
 - MON_GET_SERVICE_SUPERCLASS_STATS [806](#)
 - MON_GET_TABLESPACE QUIESCER [833](#)
 - MON_GET_TABLESPACE_RANGE [836](#)
 - MON_GET_UTILITY [885](#)
 - MON_GET_WORK_ACTION_SET_STATS [927](#)
 - MON_GET_WORKLOAD_STATS [923](#)
 - PD_GET_DIAG_HIST [1125](#)
 - PD_GET_LOG_MSGS [1133](#)
 - REG_LIST_VARIABLES table function [1277](#)
 - SNAP_GET_AGENT [1279, 1452](#)
 - SNAP_GET_AGENT_MEMORY_POOL [1282, 1456](#)
 - SNAP_GET_APPL [1301, 1468](#)
 - SNAP_GET_APPL_INFO [1287, 1460](#)
 - SNAP_GET_BP [1316, 1477](#)
 - SNAP_GET_BP_PART [1321, 1482](#)
 - SNAP_GET_CONTAINER [1329, 1485](#)
 - SNAP_GET_DB [1335, 1489, 1539](#)
 - SNAP_GET_DB_MEMORY_POOL [1348, 1502](#)
 - SNAP_GET_DB_V97 [1353](#)
 - SNAP_GET_DBM [1363, 1507](#)
 - SNAP_GET_DBM_MEMORY_POOL [1368, 1511](#)
 - SNAP_GET_DETAILLOG [1374, 1515](#)
 - SNAP_GET_DETAILLOG_V91 [1377](#)
 - SNAP_GET_DYN_SQL [974, 997](#)
 - SNAP_GET_FCM [1383, 1518](#)
 - SNAP_GET_FCM_PART [1386, 1521](#)
 - SNAP_GET_HADR [1389, 1524](#)
 - SNAP_GET_LOCK [1393, 1528](#)
 - SNAP_GET_LOCKWAIT [1398, 1533](#)
 - SNAP_GET_STMT [1408, 1556](#)
 - SNAP_GET_STORAGE_PATHS_V97 [1415, 1562](#)
 - SNAP_GET_SUBSECTION [980, 1003](#)
 - SNAP_GET_SWITCHES [984, 1007](#)
 - SNAP_GET_TAB [1419, 1566](#)
 - SNAP_GET_TAB_REORG [987, 1010](#)
 - SNAP_GET_TBSP [1424, 1569](#)
 - SNAP_GET_TBSP_PART [1430, 1575](#)
 - SNAP_GET_TBSP_PART_V97 [1435](#)
 - SNAP_GET_TBSP QUIESCER [1443, 1580](#)
 - SNAP_GET_TBSP_RANGE [1404, 1584](#)
 - SNAP_GET_UTIL [1447, 1552, 1588](#)
 - SNAP_GET_UTIL_PROGRESS [994, 1017](#)
 - summary [3](#)
 - WLM_GET_SERVICE_CLASS_AGENTS [1095](#)
 - WLM_GET_SERVICE_CLASS_WORKLOAD_OCCURRENCE S [1095](#)
 - WLM_GET_SERVICE_SUBCLASS_STATS [1098](#)
 - WLM_GET_SERVICE_SUBCLASS_STATS_V97 [1611](#)
 - WLM_GET_WORKLOAD_STATS [1100](#)
- tables
 - moving online
 - ADMIN_MOVE_TABLE procedure [198](#)
 - ADMIN_MOVE_TABLE_UTIL procedure [223](#)
 - retrieving information
 - column information for temporary tables [189, 239](#)
 - size [180, 230, 1175](#)
 - state [180, 230, 1175](#)
 - temporary tables [193, 243](#)
- TBSP_UTILIZATION administrative view [1592](#)
- TOP_DYNAMIC_SQL administrative view [1020](#)

U

UNQUIESCE DATABASE command
using ADMIN_CMD procedure [129](#)
UPDATE ALERT CONFIGURATION command
using ADMIN_CMD procedure [130](#)
UPDATE CONTACT command
using ADMIN_CMD procedure [134](#)
UPDATE CONTACTGROUP command
using ADMIN_CMD procedure [135](#)
UPDATE DATABASE CONFIGURATION command
using ADMIN_CMD procedure [136](#)
UPDATE DATABASE MANAGER CONFIGURATION
command
using ADMIN_CMD procedure [137](#)
UPDATE HEALTH NOTIFICATION CONTACT LIST command
using ADMIN_CMD procedure [139](#)
UPDATE HISTORY command [139](#)
UPDATE STMM TUNING command [141](#)

V

views

administrative views

ADMIN_TASK_LIST [251](#)
ADMIN_TASK_STATUS [254](#)
ADMINTABCOMPRESSINFO (deprecated) [1157](#)
ADMINTABINFO [180](#), [230](#)
ADMINTEMPCOLUMNS [189](#), [239](#)
ADMINTEMPFILES [193](#), [243](#)
APPL_PERFORMANCE [1197](#)
APPLICATIONS [1199](#)
AUTHORIZATIONIDS [967](#)
BP_HITRATIO [1204](#)
BP_READ_IO [1206](#)
BP_WRITE_IO [1208](#)
CONTACTGROUPS [1112](#)
CONTACTS [1113](#)
CONTAINER_UTILIZATION [1210](#)
DB_HISTORY [1114](#)
DB2_CF [322](#)
DB2_CLUSTER_HOST_STATE [319](#)
DB2_INSTANCE_ALERTS [321](#)
DB2_MEMBER [322](#)
DBCFCG [310](#)
DBMCFG [313](#)
DBPATHS [1118](#)
ENV_FEATURE_INFO [329](#)
ENV_INST_INFO [343](#)
ENV_PROD_INFO [345](#)
ENV_SYS_INFO [346](#)
ENV_SYS_RESOURCES [1214](#)
LOCKS_HELD [1265](#)
LOCKWAITS [1268](#)
LOG_UTILIZATION [1272](#)
LONG_RUNNING_SQL [1273](#)
MON_BP_UTILIZATION [364](#)
MON_CONNECTION_SUMMARY [372](#)
MON_CURRENT_SQL [376](#)
MON_CURRENT_UOW [377](#)
MON_DB_SUMMARY [379](#)
MON_LOCKWAITS [382](#)
MON_PKG_CACHE_SUMMARY [384](#)
MON_SERVICE_SUBCLASS_SUMMARY [386](#)

views (continued)

administrative views (continued)

MON_TBSP_UTILIZATION [390](#)
MON_WORKLOAD_SUMMARY [396](#)
NOTIFICATIONLIST [1125](#)
OBJECTOWNERS [968](#)
PDLOGMSGS_LAST24HOURS [1133](#)
PRIVILEGES [969](#)
QUERY_PREP_COST [973](#)
REG_VARIABLES [1276](#)
SNAPAGENT [1279](#), [1452](#)
SNAPAGENT_MEMORY_POOL [1282](#), [1456](#)
SNAPAPPL [1301](#), [1468](#)
SNAPAPPL_INFO [1287](#), [1460](#)
SNAPBP [1316](#), [1477](#)
SNAPBP_PART [1321](#), [1482](#)
SNAPCONTAINER [1329](#), [1485](#)
SNAPDB [1335](#), [1489](#), [1539](#)
SNAPDB_MEMORY_POOL [1348](#), [1502](#)
SNAPDBM [1363](#), [1507](#)
SNAPDBM_MEMORY_POOL [1368](#), [1511](#)
SNAPDETAILLOG [1374](#), [1515](#)
SNAPDYN_SQL [974](#), [997](#)
SNAPFCM [1383](#), [1518](#)
SNAPFCM_PART [1386](#), [1521](#)
SNAPHADR [1389](#), [1524](#)
SNAPLOCK [1393](#), [1528](#)
SNAPLOCKWAIT [1398](#), [1533](#)
SNAPSTMT [1408](#), [1556](#)
SNAPSTORAGE_PATHS [1415](#), [1562](#)
SNAPSUBSECTION [980](#), [1003](#)
SNAPSWITCHES [984](#), [1007](#)
SNAPTAB [1419](#), [1566](#)
SNAPTAB_REORG [987](#), [1010](#)
SNAPTbsp [1424](#), [1569](#)
SNAPTbsp_PART [1430](#), [1575](#)
SNAPTbsp_QUIESCER [1443](#), [1580](#)
SNAPTbsp_RANGE [1404](#), [1584](#)
SNAPUTIL [1447](#), [1552](#), [1588](#)
SNAPUTIL_PROGRESS [994](#), [1017](#)
TBSP_UTILIZATION [1592](#)
TOP_DYNAMIC_SQL [1020](#)
MON_TRANSACTION_LOG_UTILIZATION [395](#)
monitor [364](#)

W

WebSphere MQ routines

routines and views [937](#)

WLM_ALTER_MEMBER_SUBSET stored procedure [1086](#)
WLM_CANCEL_ACTIVITY procedure [1084](#)
WLM_CAPTURE_ACTIVITY_IN_PROGRESS procedure [1085](#)
WLM_COLLECT_STATS procedure
details [1086](#)
WLM_CREATE_MEMBER_SUBSET stored procedure [1089](#)
WLM_DROP_MEMBER_SUBSET stored procedure [1092](#)
WLM_ENABLE_ADMISSION_CTRL [1083](#)
WLM_GET_ACTIVITY_DETAILS table function [1595](#)
WLM_GET_CONN_ENV table function [1092](#)
WLM_GET_QUEUE_STATS table function [1094](#)
WLM_GET_SERVICE_CLASS_AGENTS table function
details [1095](#)
WLM_GET_SERVICE_CLASS_AGENTS_V97 table function
[1601](#)

WLM_GET_SERVICE_CLASS_WORKLOAD_OCCURRENCES
table function
details [1095](#)
WLM_GET_SERVICE_CLASS_WORKLOAD_OCCURRENCES_V
97 table function [1608](#)
WLM_GET_SERVICE_SUBCLASS_STATS table function
details [1098](#)
WLM_GET_SERVICE_SUBCLASS_STATS_V97 table function
[1611](#)
WLM_GET_SERVICE_SUPERCLASS_STATS table function
[1099](#)
WLM_GET_WORK_ACTION_SET_STATS table function
details [1099](#)
WLM_GET_WORKLOAD_OCCURRENCE_ACTIVITIES table
function
details [1099](#)
WLM_GET_WORKLOAD_OCCURRENCE_ACTIVITIES_V97
table function [1617](#)
WLM_GET_WORKLOAD_STATS table function [1100](#)
WLM_GET_WORKLOAD_STATS_V97 table function [1620](#)
WLM_SET_CLIENT_INFO procedure [1100](#)
WLM_SET_CONN_ENV procedure [1102](#)
WLM_SET_SESSION_PRIORITY [1105](#)
workload management
routines and views [1083](#)

X

XML
common SQL API input [268](#)
XML documents
output documents
versioning for common SQL API [267](#)

