

IBM z/VSE



# Messages and Codes Volume 1

*Version 3 Release 1*



IBM z/VSE



# Messages and Codes Volume 1

*Version 3 Release 1*

**Note!**

Before using this information and the product it supports, be sure to read the general information under "Notices" on page xi.

**First Edition (March 2005)**

This edition applies to Version 3 Release 1 of IBM z/Virtual Storage Extended (z/VSE), Program Number 5609-ZVS, and to all subsequent releases and modifications until otherwise indicated in new editions.

Order publications through your IBM representative or the IBM branch office serving your locality. Publications are not stocked at the addresses given below.

A form for readers' comments is provided at the back of this publication. If the form has been removed, address your comments to:

IBM Deutschland Entwicklung GmbH  
Department 3248  
Schoenaicher Strasse 220  
D-71032 Boeblingen  
Federal Republic of Germany

You may also send your comments by FAX or via the Internet:

Internet: s390id@de.ibm.com  
FAX (Germany): 07031-16-3456  
FAX (other countries): (+49)+7031-16-3456

When you send information to IBM, you grant IBM a non-exclusive right to use or distribute the information in any way it believes appropriate without incurring any obligation to you.

© Copyright International Business Machines Corporation 1984, 2005. All rights reserved.

US Government Users Restricted Rights – Use, duplication or disclosure restricted by GSA ADP Schedule Contract with IBM Corp.



# Contents

**Figures . . . . . vii**

**Tables . . . . . ix**

**Notices . . . . . xi**

Trademarks and Service Marks . . . . . xi

**About This Book . . . . . xiii**

Organization of the Manual. . . . . xiii

Where to Find More Information . . . . . xiii

The Message Format . . . . . xiv

    The Action Indicator . . . . . xv

    Type/Operator Action Codes . . . . . xv

When You Get a Message . . . . . xvi

Online Message Descriptions . . . . . xvii

**Changes for z/VSE 3.1 . . . . . xix**

**0-Prefix z/VSE Messages . . . . . 1**

03xx=Access Control - Logging messages . . . . . 1

0Cxx=Checkpoint Messages . . . . . 1

0Dxx=DOC Messages . . . . . 3

0Exx=Emergency Messages . . . . . 9

    Operator Responses for 0Exx Messages . . . . . 9

0Ixx and 0Jxx=IPL Messages . . . . . 10

0Pxx=PIOCS Messages . . . . . 34

    0Pxxx Operator and System Information. . . . . 34

0Rxx=Restart Messages . . . . . 50

0Sxx=EOJ Messages . . . . . 54

0Txx=MCAR/CCH Messages . . . . . 70

0Vxx=EOJ Messages . . . . . 74

0Wxx=Service Processor Related Messages . . . . . 76

**1-Prefix z/VSE Messages . . . . . 77**

Field Count for Error-Field Indications . . . . . 77

1Axx=Assign Routine Messages . . . . . 77

1Bxx=Buffer Load Messages . . . . . 81

1Cxx=Job Initiation and Termination Messages . . . . . 84

1Dxx and 1Exx=Library Definition Messages . . . . . 86

1Fxx=Conditional Job Control Messages . . . . . 88

1Hxx=CACHE Messages . . . . . 91

1Ixx=Attention Routine Messages . . . . . 93

1Jxx=Hardware Crypto Messages . . . . . 99

1Lxx=Label Error Messages. . . . . 102

1Mxx and 1Nxx=Cataloged Procedures Messages . . . . . 106

1Pxx=Attention Routine Messages . . . . . 109

1Qxx=VSE/POWER Messages . . . . . 112

1Rxx=VSE/POWER Messages . . . . . 175

1Sxx, 1Txx, and 1Uxx=Job Control Messages . . . . . 213

1Vxx=VSE/POWER Messages . . . . . 224

1Yxx=Common JCL/Attention Routine Messages . . . . . 228

**2-Prefix z/VSE Messages . . . . . 243**

General Explanations for 21xx Messages . . . . . 243

21xx=Linkage Editor Messages . . . . . 243

**3-Prefix z/VSE Messages . . . . . 253**

**4-Prefix z/VSE Messages . . . . . 255**

40xx=Retry Messages . . . . . 255

41xx=Tape Handling Messages . . . . . 255

42xx/49xx=Access Method Messages . . . . . 263

    General Explanations for 4nxx Messages . . . . . 263

4Axx=VSE/VSAM Messages . . . . . 283

4Cxx=SDAID Messages . . . . . 288

4Dxx=PARSER Messages . . . . . 294

4Exx=Tape Error Statistics Messages . . . . . 296

4Fxx=Hard Copy File Retrieval Messages . . . . . 297

4Gxx=DOSVSDMP, Stand-Alone Dump,

    IJBXDEBUG, and IJBXSDA Messages . . . . . 298

4Hxx=Printer I/O Messages . . . . . 304

4Ixx=Interactive Trace Program Messages . . . . . 305

4MRx=MICR/OCR Messages . . . . . 309

4Pxx=Data Check Messages . . . . . 309

4Vxx=VTOC Display/Dump Messages . . . . . 309

**8-Prefix System Utilities Messages . . . . . 311**

85xx=Copy and Restore Diskette Messages . . . . . 311

86xx=Initialize Tape Message . . . . . 313

8Cxx=Train Cleaning Messages . . . . . 314

8Fxx=Fast Copy Disk and VSE/Fast Copy Data Set

    Messages . . . . . 315

8Mxx=Copy File and Maintain Object Module

    Messages . . . . . 321

8Vxx=VTOC Display Messages . . . . . 325

8Xxx=Common Utility Messages . . . . . 326

**A-Prefix ESERV Messages. . . . . 333**

**ARX-Prefix REXX Messages for z/VSE 335**

**ASMA-Prefix High Level Assembler Messages . . . . . 359**

Message Code Format . . . . . 359

Message Descriptions. . . . . 360

    Message Number and Text . . . . . 360

    Explanation of Message . . . . . 360

    Supplemental Information . . . . . 361

    System Action . . . . . 361

    Programmer Response . . . . . 361

    Severity Code . . . . . 361

Assembly Error Diagnostic Messages . . . . . 362

    Message Not Known . . . . . 363

    Messages . . . . . 363

Abnormal Assembly Termination Messages . . . . . 391

<b>BLN-Prefix Information Analysis Messages</b> . . . . .	<b>397</b>
BLNxxxx=Information Analysis Messages . . . . .	397

<b>BLX-Prefix Information Analysis Messages</b> . . . . .	<b>407</b>
---	------------

BLXxxxx=Information Analysis Messages . . . . .	407
BLX Abend Completion Codes . . . . .	411
323 (decimal 803) . . . . .	411
324 (decimal 804) . . . . .	411
325 (decimal 805) . . . . .	411
328 (decimal 808) . . . . .	412
32D (decimal 813) . . . . .	412
32D (decimal 821) . . . . .	412
348 (decimal 840) . . . . .	412
34F (decimal 847) . . . . .	413
350 (decimal 848) . . . . .	413
352 (decimal 850) . . . . .	413
353 (decimal 851) . . . . .	413
358 (decimal 856) . . . . .	414
35C (decimal 860) . . . . .	414
378 (decimal 888) . . . . .	414
379 (decimal 889) . . . . .	415
37A (decimal 890) . . . . .	415
37D (decimal 893) . . . . .	415
37F (decimal 895) . . . . .	416
380 (decimal 896) . . . . .	416
381 (decimal 897) . . . . .	416
382 (decimal 898) . . . . .	417
383 (decimal 899) . . . . .	417
3E8 (decimal 1000) . . . . .	418

<b>BSS-Prefix Common Security Functions Messages</b> . . . . .	<b>419</b>
--	------------

<b>BSSD-Prefix BSSDCERT Messages</b>	<b>423</b>
--------------------------------------	------------

<b>BSST-Prefix User Authentication - Access control for TCP/IP</b> . . . . .	<b>427</b>
--	------------

<b>BST-Prefix Basic Security Manager Messages</b> . . . . .	<b>429</b>
---	------------

<b>DFH-Prefix CICS/VSE Messages</b> . . . . .	<b>439</b>
---	------------

Prefix DFH Messages . . . . .	439
Message Identifiers . . . . .	439
Format of Information . . . . .	440
DFH03xx (DFHKCP) Messages . . . . .	442
DFH04xx (DFHPCP) Messages . . . . .	442
DFH05xx (DFHSCP) Messages . . . . .	444
DFH06xx (DFHSRP) Messages . . . . .	445
DFH07xx (DFHDCP) Messages . . . . .	447
DFH08xx (DFHTAJP) Messages . . . . .	448
DFH09xx (DFHFCP) Messages . . . . .	448
DFH10xx (DFHTCP) Messages . . . . .	456
DFH11xx (DFHSKP) Messages . . . . .	461
DFH12xx (DFHTDP) Messages . . . . .	461
DFH13xx (DFHTSP) Messages . . . . .	468

DFH14xx (DFHTRP) Messages . . . . .	474
DFH15xx (DFHSIP) Messages . . . . .	476
DFH16xx (DFHDUP) Messages . . . . .	485
DFH17xx (DFHSTP) Messages . . . . .	486
DFH18xx (DFHSTKC) Messages . . . . .	488
DFH19xx (DFHSIP) Messages . . . . .	491
DFH20xx (DFHACP) Messages . . . . .	493
DFH21xx (DFHZNAC) Messages . . . . .	497
DFH22xx (DFHACP) Messages . . . . .	501
DFH23xx (DFHZCP) Messages . . . . .	504
DFH24xx (DFHZNAC) Messages . . . . .	507
DFH25xx (DFHTACP) Messages . . . . .	518
DFH26xx (DFHZEMW) Messages . . . . .	523
DFH28xx (DFHRUP) Messages . . . . .	524
DFH29xx (DFHTEOF) Messages . . . . .	527
DFH30xx (DFHMTPA) Messages . . . . .	531
DFH31xx (DFHCCP, DFHAKP, and DFHWKP) Messages . . . . .	531
DFH32xx (DFHLFO) Messages . . . . .	531
DFH33xx (DFHFEP) Messages . . . . .	538
DFH34xx (DFHZNAC) Messages . . . . .	542
DFH35xx (DFHSNP) Messages . . . . .	552
DFH36xx (DFHXSP) Messages . . . . .	556
DFH37xx (Interregion Communication) Messages	559
DFH39xx (DL/I Support) Messages . . . . .	562
DFH40xx (DFHMCP) Messages . . . . .	562
DFH41xx (DFHTPR) Messages . . . . .	563
DFH43xx (DFHCRS) Messages . . . . .	568
DFH44xx (DFHRTE) Messages . . . . .	569
DFH45xx (DFHJCP) Messages . . . . .	570
DFH46xx (DFHDBP) Messages . . . . .	574
DFH47xx (DFHVCPC) Messages . . . . .	574
DFH48xx (DFHAMP) Messages . . . . .	575
DFH49xx Messages . . . . .	581
DFH50xx (DFHFDP) Messages . . . . .	586
DFH51xx (DFHCSDUP) Messages . . . . .	587
DFH52xx (DFHCSDUP) Messages . . . . .	596
DFH53xx (DFHPSP) Messages . . . . .	603
DFH54xx (Report Controller) Messages . . . . .	603
DFH55xx (DFHCSDUP) Messages . . . . .	607
DFH56xx (DFHCMPC) Messages . . . . .	610
DFH57xx (Emergency Restart Backout) Messages	611
DFH58xx (DFHAKP) Messages . . . . .	613
DFH59xx (DFHBSS) Messages . . . . .	613
DFH60xx (DFHTOR) Messages . . . . .	623
DFH61xx (DFHFTAP) Messages . . . . .	627
DFH62xx (DFHTBS) Messages . . . . .	627
DFH63xx (DFHBSTZ) Messages . . . . .	630
DFH64xx XRF General and Active Messages . . . . .	630
DFH65xx XRF General and Alternate Messages . . . . .	638
DFH66xx XRF CAVM Messages . . . . .	645
DFH67xx XRF Overseer Messages . . . . .	654
DFH69xx (DFHZATD) Messages . . . . .	656
DFH70xx (Command-Level Translator Diagnostic) Messages . . . . .	657
DFH84xx (DFHSIP) Messages . . . . .	658
DFH85xx (DFHQRY) Messages . . . . .	658
DFH99xx National Language Support Messages	658

<b>CICS/VSE Transaction Abend Codes</b>	<b>661</b>
DL/I Task Abends . . . . .	723

**VSE/Advanced Functions Codes and  
SVC Errors . . . . . 725**

VSE/Advanced Functions Wait Codes . . . . . 725  
    Wait Codes in the Address Part of the Current  
    PSW . . . . . 725  
    SDAID Device Error Codes . . . . . 732  
VSE/Advanced Functions Cancel Codes . . . . . 733  
OS/390 API Abend Codes . . . . . 735  
Error Information Passed to AB-Exit in Field  
SVUABINF (see macro MAPSAVAR) . . . . . 751  
VSE/Advanced Functions Return Codes . . . . . 752  
    System Function Return Codes . . . . . 752  
    Common VTOC Handler (CVH) Return Codes . . . . . 765  
    Access Control Return Codes . . . . . 766  
OS/390 API Return Codes . . . . . 768  
Basic Security Manager (BSM) Return Codes . . . . . 771  
    RACROUTE REQUEST=AUDIT . . . . . 771  
    RACROUTE REQUEST=AUTH . . . . . 771

RACROUTE REQUEST=DEFINE . . . . . 772  
RACROUTE REQUEST=DIRAUTH . . . . . 772  
RACROUTE REQUEST=EXTRACT . . . . . 772  
RACROUTE REQUEST=FASTAUTH . . . . . 774  
RACROUTE REQUEST=LIST . . . . . 774  
RACROUTE REQUEST=SIGNON . . . . . 775  
RACROUTE REQUEST=STAT . . . . . 775  
RACROUTE REQUEST=TOKENBLD . . . . . 776  
RACROUTE REQUEST=TOKENMAP . . . . . 776  
RACROUTE REQUEST=TOKENXTR . . . . . 777  
RACROUTE REQUEST=VERIFY . . . . . 777  
RACROUTE REQUEST=VERIFYX . . . . . 778  
SVC Errors . . . . . 780

**z/VSE Interactive Interface Codes. . . 783**

Abend Codes . . . . . 783  
Error Codes . . . . . 785



---

## Figures

1. Sample Required Control Statements for an EREP Run . . . . .	14	3. Field Count for Error-Field Indications . . . . .	77
2. Control Information for an EREP Run if the Recorder File is Full. . . . .	70	4. Format of Statement in Error on the SYSLST Printer . . . . .	243
		5. General Explanations for 4nxx Messages	263



---

## Tables

1. VSE/ESA Messages and Codes Volumes	xiii	7. 4A90I Return and reason codes	. . . . . 285
2. Explanations for Cancel Messages	. . . . . 47	8. 4A90I Return and reason codes	. . . . . 285
3. 4A90I Return and reason codes	. . . . . 284	9. 4A91I Reason Codes	. . . . . 286
4. 4A90I Return and reason codes	. . . . . 284	10. DL/I abend categories	. . . . . 723
5. 4A90I Return and reason codes	. . . . . 284	11. Error Log Record Format	. . . . . 785
6. 4A90I Return and reason codes	. . . . . 285		





---

## Notices

References in this publication to IBM products, programs, or services do not imply that IBM intends to make these available in all countries in which IBM operates. Any reference to an IBM product, program, or service is not intended to state or imply that only that IBM product, program, or service may be used. Any functionally equivalent product, program, or service that does not infringe any of the intellectual property rights of IBM may be used instead of the IBM product, program, or service. The evaluation and verification of operation in conjunction with other products, except those expressly designated by IBM, are the responsibility of the user.

IBM may have patents or pending patent applications covering subject matter in this document. The furnishing of this document does not give you any license to these patents. You can send license inquiries, in writing, to the IBM Director of Licensing, IBM Corporation, North Castle Drive, Armonk, NY 10504-1785, U.S.A.

Any pointers in this publication to non-IBM Web sites are provided for convenience only and do not in any manner serve as an endorsement. IBM accepts no responsibility for the content or use of non-IBM Web sites specifically mentioned in this publication or accessed through an IBM Web site that is mentioned in this publication.

Licensees of this program who wish to have information about it for the purpose of enabling: (i) the exchange of information between independently created programs and other programs (including this one) and (ii) the mutual use of the information which has been exchanged, should contact:

IBM Deutschland GmbH  
Department 0790  
Pascalstr. 100  
70569 Stuttgart  
Germany

Such information may be available, subject to appropriate terms and conditions, including in some cases payment of a fee.

---

## Trademarks and Service Marks

The following terms are trademarks of International Business Machines Corporation in the United States, or other countries, or both:

ACF/VTAM	IBM
AFP	IBMLink
AIX	Language Environment
AIX/ESA	LPDA
AnyNet	MVS
APPN	MVS/ESA
AT	MVS/XA
C/370	NetView
CICS	OS/390
CICS/ESA	PR/SM
CICS/VSE	PSF
CT	RACF
CUA	RISC System/6000
DB2	S/370
DSF	S/390
ECKD	SP

ESA  
ESA/370  
ESA/390  
ESCON  
FFST  
First Failure Support Technology

System/370  
System/390  
VM/ESA  
VM/XA  
VSE/ESA  
VTAM

---

## About This Book

**z/VSE is the successor to IBM's VSE/ESA product. Many products and functions supported on z/VSE may continue to use VSE/ESA in their names.**

**z/VSE can execute in 31-bit mode only. It does not implement z/Architecture, and specifically does not implement 64-bit mode capabilities.**

**z/VSE is designed to exploit select features of IBM eServer zSeries hardware.**

This manual interprets the messages (and codes) issued by the IBM VSE/Enterprise Systems Architecture Package and its component licensed programs. The manual describes which action, if any, should be taken in reply to a message (code) received.

The message and code descriptions are grouped into chapters by prefix. The chapters are in alphabetical prefix order, numeric prefixes first.

---

## Organization of the Manual

The printed version of this manual comprises three loose-leaf volumes and a set of binders. The three binders, SX33-9020, must be ordered separately.

*Table 1. VSE/ESA Messages and Codes Volumes*

<i>z/VSE Messages and Codes, Volume 1</i>	Prefix 0- through 8-, A- through DFHxxxx -Messages, VSE/Advanced Functions Codes and SVC Errors, z/VSE Interactive Interface codes.
<i>z/VSE Messages and Codes, Volume 2</i>	Prefix DIT- through VMCF- Messages, VSE/VSAM Return and Error Codes.
<i>z/VSE Messages and Codes, Volume 3</i>	DFHxxxxnn Messages (CICS Transaction Server Messages), CICS Transaction Server Abend Codes.

---

## Where to Find More Information

This manual references other manuals whenever appropriate.

### **z/VSE Home Page**

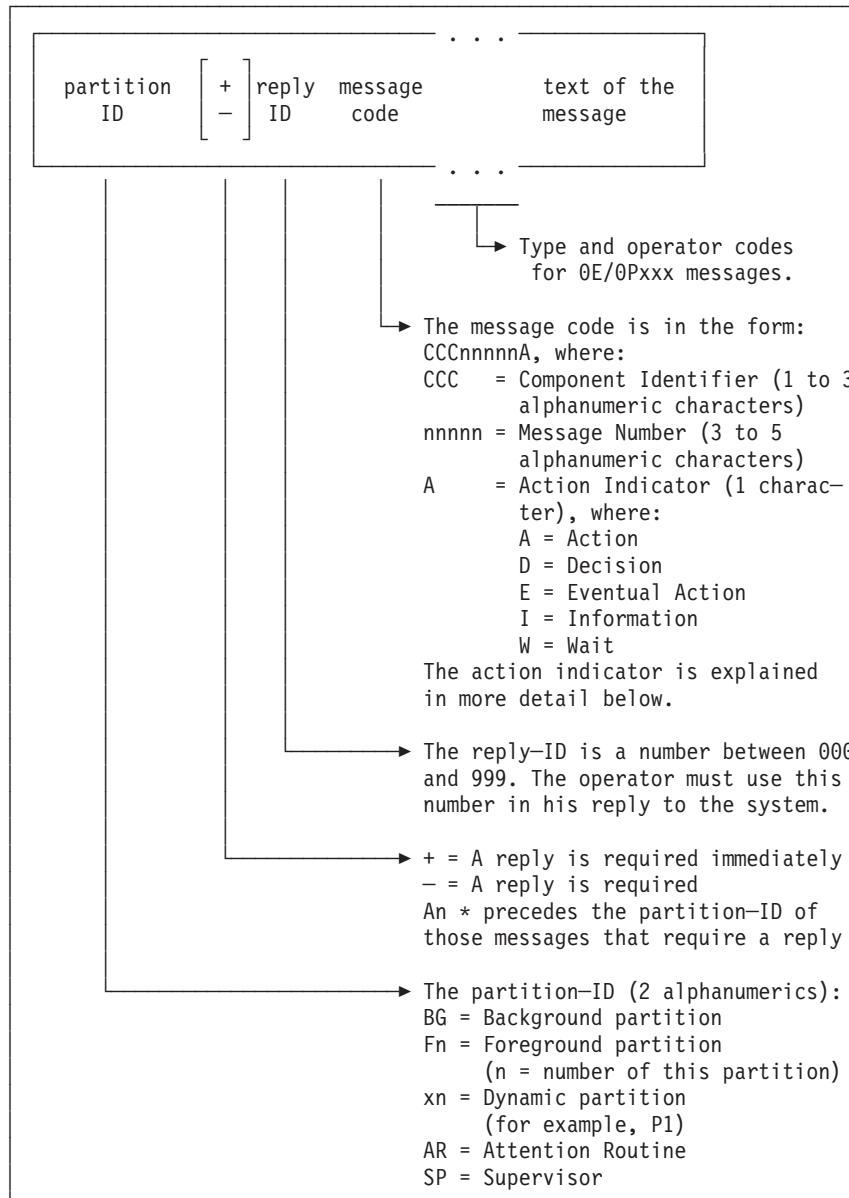
z/VSE has a home page on the World Wide Web, which offers up-to-date information about VSE-related products and services, new z/VSE functions, and other items of interest to VSE users.

You can find the z/VSE home page at:

<http://www.ibm.com/servers/eserver/zseries/zvse/>

## The Message Format

Each message comprises a partition identifier, a reply ID, the message code, and the message text. The general format is shown below.



For example, the message:

**F1 010 1V17A LST2 SUSPENDED FOR FORMS MOUNT**

is to be interpreted in the following way:

- F1** indicates that this message is issued by a program executing in the **foreground 1 partition**.
- 010** is the **reply-ID** for the operator response.
- 1V** indicates that **VSE/POWER** issued the message.
- 17** is the **message number**.

**A** indicates that an operator response is required.

**LST2 SUSPENDED FOR FORMS MOUNT**  
is the **message text**.

In this example, the operator can respond by either restarting or ending the list writer task LST2.

## The Action Indicator

The action indicator specifies the type of action required and can be one of the following:

Action Indicator	Meaning
<b>A = Action:</b>	The operator must take action before continuing; for example, mounting a magnetic tape or readying an I/O device.
<b>D = Decision:</b>	The operator must make a logical decision before continuing.
<b>E = Eventual Action:</b>	The operator need not do anything immediately, but will have to eventually.
<b>I = Information:</b>	Such a message does not require an (immediate) response. It informs the operator about a condition detected or about the completion of a job, for example. Certain conditions, however, need to be corrected or removed; either to run a job successfully or to ensure full system availability again. In many cases this is a task for the system programmer or the person responsible for a job rather than for the operator.
<b>W = Wait:</b>	Due to a hardware or system malfunction, the system has entered the wait state. If, for example, a hardware failure has occurred, the operator may have to set hardware switches and/or run error recovery programs before restarting the system via IPL.

For Action Indicators **A** and **D**, the program that issued the message usually waits until the operator enters a response, or performs an action such as readying a device.

## Type/Operator Action Codes

The "t" (type) and "o" (operator action) codes occur in some categories of supervisor messages. When a message has the following format:

cccc t o (message text)

-refer to the beginning of the "cccc" message section for the meanings of "t" and "o" for those messages.

---

## When You Get a Message

Always look up a message, unless you are sure you know the correct response. You may not have encountered the circumstances of the message before and a different action may be required. Be sure you read the complete message description.

If the explanation itself does not seem complete, look at the beginning of the (sub)component group to which the message belongs. Some groups of messages follow specific rules.

For example, the messages of component **1** can have a **variable digit n** in the fourth character position which indicates the **error field** in the job control statement.

Some messages under **0Pxx** have additional information attached to them, which is explained at the beginning of the section covering subcomponent **P** of component **0**.

If a message appears repeatedly, and you are unable to continue normal operation, you should also refer to *z/VSE Guide for Solving Problems*. This manual describes problem situations and shows possible solutions.

---

## Online Message Descriptions

When using the z/VSE console, you can display online the message descriptions shown in the z/VSE Messages and Codes manuals by doing either of the following:

1. Move your cursor under the message number on the console display and press the EXPLAIN-key, or:
2. Type in the message number in the command field (==>), then press the EXPLAIN-key.

### Attention:

If you enter the message number in the command field, *be sure* that you entered a valid message number before taking any action recommended by the message description. If the number you entered is not valid, z/VSE may give you a description of the *closest matching number*. The action recommended for that message may not be correct for your task.

If the message description refers to another message, you can view that message's description by moving the cursor under the message number in the first description and then pressing the EXPLAIN-key. You can also see online VSE/VSAM return codes by entering one of the following appropriate actions in the command line, and pressing the EXPLAIN-key:

- VSAMOPEN
- VSAMCLOS
- VSAMREQU
- VSAMXXCB

With VSE/ESA 2.4 several dummy messages were introduced in messages where formerly the message explanation referred to the hardcopy manual. These dummy messages have the prefix VSE followed by 5 digits (e.g. VSE00001) and are used in message explanations for referring to additional text. The VSE-prefix messages can not be found in the *VSE/ESA Messages and Codes* hardcopy manuals.





---

## Changes for z/VSE 3.1

This volume has been updated to reflect z/VSE 3.1 enhancements and changes.

Editorial changes have also been made to various messages and codes.



---

## 0-Prefix z/VSE Messages

---

### 03xx=Access Control - Logging messages

---

**0300A**            **LOGGER ABNORMALLY TERMINATED;  
ACCEPT BY ENTERING THE REPLY-ID**  
**Explanation:** The Logger was abnormally terminated by the VSE system.  
**System Action:** All VSE tasks waiting for service by the Logger are posted and the Logger terminates processing.  
**Programmer Response:** Analyze all messages issued prior to this message and try to correct the problem. If the cause of the problem cannot be determined, call IBM for programming support.  
**Operator Response:** Save the output on SYSLOG for your programmer and give any reply to terminate the Logger task.

**0301A**            **BOTH LOGGER DATASETS FULL, START  
REPORTING**  
**Explanation:** Both files of the log data set have been filled by the Logger. This message is followed by message DSP063.  
**System Action:** The Logger waits until the Reporting program terminates processing.

**Programmer Response:** None.  
**Operator Response:** Run the Reporting program to make the log data set available for logging. Delete the highlighted message manually after the Reporting program finished.

---

**0302A**            **LOGGER DATASETS FULL OR  
INCORRECT AT INITIALIZATION TIME,  
START REPORTING**  
**Explanation:** Both files of the log data set were full when the Logger is being initialized.  
**System Action:** The Logger waits until the Reporting program terminates processing.  
**Programmer Response:** None.  
**Operator Response:** Run the Reporting program to make a file of the log data set available for logging. Delete the highlighted message manually after the Reporting program finished.

---

### 0Cxx=Checkpoint Messages

---

**0C001**            **CHKPT NO. *nnnn* WAS TAKEN ON  
SYS*xxx=uuu***  
**Explanation:** The indicated checkpoint is complete. *nnnn* is the number assigned to the checkpoint record (which is increased by one as each checkpoint is passed). *SYSxxx=uuu* indicates the logical and physical unit on which the checkpoint information has been stored.  
**System Action:** Processing continues.  
**Programmer Response:** None.  
**Operator Response:** Use the above information when restarting.

**0C02I**            **CHKPT UNIT NOT A VALID TAPE  
SYS*xxx=uuu*  
CHECKPOINT IGNORED**  
**Explanation:** The checkpoint request specified a tape, but *SYSxxx* is not assigned to a magnetic tape drive supported by checkpoint restart.  
**System Action:** The checkpoint is ignored and processing continues.  
**Programmer Response:** None.  
**Operator Response:** If taking checkpoints is a must, then  
1. Cancel the job.  
2. Assign an available tape drive to that logical unit.

**0C03I**            **I/O REQUEST PENDING ON TP DEVICE  
CHECKPOINT IGNORED**  
**Explanation:** A telecommunication application program has an I/O request pending on a telecommunication device. The checkpoint routine cannot wait for this pending I/O to complete.  
**System Action:** Processing continues.  
**Programmer Response:** If taking a checkpoint is a must, change the program so that the checkpoint is issued between I/O operations.

**Operator Response:** None. If the problem recurs, contact IBM for a search of IBM's known-problems data base. For error information that should be collected and held available, see the publication *z/VSE Guide for Solving Problems*.

---

**0C04I**            **INVALID END ADDRESS SPECIFIED  
CHECKPOINT IGNORED**  
**Explanation:** The end-address specified by the user in the CHKPT macro is not within the boundaries of the allocated partition. In real mode execution, the upper partition boundary is not necessarily equal to the allocated boundary. If the EXEC statement specified SIZE, the upper boundary is the sum of the following:  
    The lower partition boundary.  
    The value specified for SIZE.  
    The space obtained by GETVIS.  
**System Action:** The checkpoint is ignored and processing continues.  
**Programmer Response:** Correct the end-address specification in the CHKPT macro for the next execution of the program.  
**Operator Response:** None.

---

**0C05I**            **CHKPT DTFPH IS NOT OPEN FILE=*filename*  
CHECKPOINT IGNORED**  
**Explanation:** The user did not open the designated DTFPH file specified in the CHKPT macro.  
**System Action:** The checkpoint is ignored and processing continues.  
**Programmer Response:** Before the program is executed again, change it to open the DTFPH file before it executes the first CHKPT macro.  
**Operator Response:** None.

---

0C06I      **CHKPT DTFPH MOUNTED=ALL**  
**FILE=filename**  
**CHECKPOINT IGNORED**

**Explanation:** In the program, the DTFPH macro for the checkpoint file does not specify MOUNTED=SINGLE.  
**System Action:** The checkpoint is ignored and processing continues.  
**Programmer Response:** Before the program is executed again, correct the faulty DTFPH macro to specify MOUNTED=SINGLE.  
**Operator Response:** None.

---

0C07I      **CHKPT DTFPH NOT OUTPUT FILE=filename**  
**CHECKPOINT IGNORED**

**Explanation:** The DTFPH macro for the checkpoint file does not specify the operand TYPEFLE=OUTPUT.  
**System Action:** The system ignores this checkpoint and continues processing.  
**Programmer Response:** Before the program is executed again, correct the DTFPH macro for the checkpoint file to specify TYPEFLE=OUTPUT.  
**Operator Response:** None.

---

0C08I      **CHKPT UNIT NOT A VALID DISK**  
**SYSxxx=cuu**  
**CHECKPOINT IGNORED**

**Explanation:** The CHKPT macro specifies a disk, but the named logical unit is not assigned to a disk device supported by checkpoint-restart.  
**System Action:** The checkpoint is ignored and processing continues.  
**Programmer Response:** Before the program is executed again, correct the logical-unit assignment or correct the CHKPT macro in the program, whichever applies.  
**Operator Response:** None.

---

0C09I      **INSUFF. SPACE ALLOCATION FILE=filename**  
**CHECKPOINT IGNORED**

**Explanation:** Insufficient disk space was allocated for the checkpoint file.  
**System Action:** The checkpoint is ignored and processing continues.  
**Programmer Response:** Before the program is executed again, check: the extents of the checkpoint file, the boundaries allocated to the partition, and the end address parameter passed by the CHKPT macro. Make corrections as necessary.  
**Operator Response:** None.

---

0C10I      **SUBTASK ISSUED CHKPT**  
**CHECKPOINT IGNORED**

**Explanation:** The CHKPT macro can be issued only in the main task of a program.  
**System Action:** The checkpoint is ignored and processing continues.  
**Programmer Response:** Before the program is executed again, remove the CHKPT macro from the affected subtask.  
**Operator Response:** None.

---



---

0C11I      **SUBTASKS ATTACHED**  
**CHECKPOINT IGNORED**

**Explanation:** A main task issues a CHKPT macro while subtasks in the partition are still attached.  
**System Action:** The checkpoint is ignored and processing continues.  
**Programmer Response:** Before the program runs again, change it to detach its subtasks when it executes a CHKPT macro. If the problem recurs, rerun the job with the SDAID program tracing SVCs and check the output to see whether a DETACH SVC (SVC 39) is issued for every ATTACH SVC (SVC 38). For information on how to use the SDAID program, refer to *z/VSE Diagnosis Tools*. Make the necessary corrections in your program.  
**Operator Response:** None.

---

0C12I      **TRACKS HELD**  
**CHECKPOINT IGNORED**

**Explanation:** The program requests a checkpoint to be taken while tracks are being held by this program.  
**System Action:** The checkpoint is ignored and processing continues.  
**Programmer Response:** Before the program is executed again, ensure that it holds no tracks when it issues a CHKPT macro. If necessary, run the job with the SDAID program tracing SVCs and check the output. A FREE SVC (SVC 36) should be issued for every HOLD SVC (SVC 35). For information on how to use the SDAID program, refer to *z/VSE Diagnosis Tools*. Make the necessary corrections in the program.  
**Operator Response:** None.

---

0C13I      **INSUFF. SPACE FOR CHKPT ON**  
**SYSxxx=cuu**  
**CHECKPOINT IGNORED**

**Explanation:** End of tape was reached before the checkpoint was complete.  
**System Action:** The checkpoint is ignored and processing continues.  
**Programmer Response:** Before the program is executed again, ensure that the operator mounts a tape reel which has enough free space for taking checkpoints. For checkpoints imbedded in an output file, rearrange the file. The checkpoint routines do not support alternate tapes.  
**Operator Response:** None.

---

0C14I      **CHKPT DEVICE NOT ASSIGNED SYSxxx**  
**CHECKPOINT IGNORED**

**Explanation:** The logical unit specified in the CHKPT macro is not assigned or is assigned IGNORE.  
**System Action:** The checkpoint is ignored and processing continues.  
**Programmer Response:** Supply the required ASSGN statement when you run the program again.  
**Operator Response:** None.

---

0C15I      **CHKPT LOGICAL UNIT INVALID**  
**SYSxxxCHECKPOINT IGNORED**

**Explanation:** The logical unit specified in the CHKPT macro is not within the range of programmer units of the used partition.  
**System Action:** The checkpoint is ignored and processing continues.  
**Programmer Response:** Before the program is executed again, check the logical unit specification in the CHKPT macro

or in the DTFPH macro. Make corrections as necessary. If the problem recurs, obtain a system dump (see *z/VSE Diagnosis Tools*). Consider contacting IBM for a search of IBM's known-problems data base. For error information that should be collected and held available, see the publication *z/VSE Guide for Solving Problems*.

**Operator Response:** None.

---

**0C16I QSETPRT FAILED RC=X'nnnnnnnn'**  
**SSSxxx=cuu**  
**CHECKPOINT IGNORED**

**Explanation:** QSETPRT failed when CHKPT tried to save information for a 3800 printer device.

**System Action:** The checkpoint is ignored and processing continues.

**Programmer Response:** To avoid this message when the program is executed again, correct the error condition indicated by the return code; for a description of these codes, refer to the manual *DOS/VS IBM 3800 Printing Subsystem Programmer's Guide*.

**Operator Response:** None.

---

**0C17I INTERNAL CHKPT ERROR IN *phase-name***  
***macroname* FAILED RC=X'nn'**

**Explanation:** The named macro returned an unexpected return code. For ease of problem determination, a short explanation of possible macro return codes (RCs) is given in "VSE/Advanced Functions Return Codes" on page 752.

**System Action:** The system takes a dump and cancels the job.

**Programmer Response:** Contact IBM for a search of IBM's known-problems data base. For error information that should be collected and held available, see the publication *z/VSE Guide for Solving Problems*.

**Operator Response:** None.

---

## 0Dxx=DOC Messages

---

**0D10I COMMAND/REPLY NOT AUTHORIZED**

**Explanation:** The console is not authorized for the specified command or reply ID. (MGCRE return code 08, reason code 03).

**System Action:** The command is ignored.

**Programmer Response:** None.

**Operator Response:** If appropriate, contact the system administrator to obtain master console authorization.

---

**0D11I INVALID REPLY-ID**

**Explanation:** No message is pending for the specified reply ID, or the console is not authorized to reply to the pending message (MGCRE return code 08, reason code 02).

**System Action:** The input is ignored.

**Programmer Response:** None.

**Operator Response:** Reenter the reply with a valid reply ID. If necessary, issue the REPLID command or the REDISPLAY command to list outstanding replies that can be answered from this console.

---

**0D14I COMMAND IGNORED**

**Explanation:** A command was not accepted because a previous command from the same console and for the same command processor is not yet completed (MGCRE return code 08, reason code 01).

**System Action:** The command is ignored.

**Programmer Response:** None.

---

**0C18I ERRORS DETECTED IN REPOSITIONING TABLE**

**Explanation:** While scanning a user specified repositioning table for logical files, CHKPT detected wrong table entries.

**System Action:** Processing continues.

**Programmer Response:** To avoid this message when the program is executed again, verify that the DTFMT entries in the table are correct and that they agree with the specified logical units and their assignments.

**Operator Response:** None.

---

**0C19I CHKPT DEVICE ERROR SYSxxx=cuu**  
**CHECKPOINT IGNORED**

**Explanation:** CHKPT was unable to retrieve required device characteristics. Message 0P31 or 0P08 may precede this message.

**System Action:** The checkpoint is ignored and processing continues.

**Programmer Response:** None.

**Operator Response:** None.

---

**0C20I PFIX OUTSIDE ALLOCR AREA**  
**CHECKPOINT IGNORED**

**Explanation:** The CHKPT macro does not support PFXed pages which are PFXed not within the ALLOCR area.

**System Action:** The checkpoint is ignored and processing continues.

**Programmer Response:** Make sure that your program does not PFX pages in real storage outside the ALLOCR area. The easiest way to ensure this is to have no PFX-limit set (via the JCL SETPFIX statement) during the execution of your program.

**Operator Response:** None.

---

**Operator Response:** Wait for the completion of the pending command or enter RC to cancel the pending command, and then reenter the new command.

---

**0D18I INVALID INPUT**

**Explanation:** Console input is all blanks or is longer than 126 characters or starts with a numeric character, but there is no leading token of 1 to 4 numeric characters that can be interpreted as a reply ID (MGCRE return code 0C, reason codes 00 to 02).

**System Action:** The input is ignored.

**Programmer Response:** None.

**Operator Response:** Correct the input and reenter.

---

**0D19I ATTENTION ROUTINE NOT ACTIVE**

**Explanation:** The Attention command processor is not active (MGCRE return code 08, reason code 04). If this message occurs after IPL completes, it is due to a system error.

**System Action:** The command is ignored.

**Programmer Response:** If the message occurs after IPL is completed, follow the procedure for reporting and solving system errors.

**Operator Response:** If the message was issued during IPL, wait until IPL completes and then reissue the command. Otherwise inform the system programmer.

---

**0D20E HARD COPY FILE SHOULD BE PRINTED**

**Explanation:** There is about 20% space left in the hard-copy-file. After this space has been used up, the system will overwrite previously recorded lines.

**System Action:** Processing continues. Failure to print the contents of the hardcopy file results in a wrap-around. The system starts overwriting information contained in the file immediately after having displayed message 0D25E.

**Programmer Response:** None.

**Operator Response:** Run the utility PRINTLOG with option NEW as soon as possible after this message.

---

**0D21I INPUT REJECTED BY EXTERNAL EXIT**

**Explanation:** An external exit routine (for example associated with a vendor product) caused the system to reject the submitted console input (MGCRC return code 08, reason code 08).

**System Action:** The input is ignored.

**Programmer Response:** Verify and correct, when applicable, the processing of the involved exit routine, or report the problem to the exit provider (for example a vendor).

**Operator Response:** If the input is believed to be legal, contact your system programmer to determine and correct, when applicable, the processing of the involved exit routine.

---

**0D22I INSUFFICIENT GETVIS FOR REQUESTED FUNCTION**

**Explanation:** There is not sufficient 24-bit system GETVIS storage for processing a command.

**System Action:** The input is ignored.

**Programmer Response:** If the problem occurs frequently, increase 24-bit system GETVIS space allocation.

**Operator Response:** Try again later when some 24-bit system GETVIS space might have been freed by other applications.

---

**0D24I REDISPLAY PROCESSOR NOT ACTIVE**

**Explanation:** The redisplay command processor is not active (MGCRC return code 08, reason code 05). If this message occurs after IPL completes, it is due to a system error.

**System Action:** The command is ignored.

**Programmer Response:** If the message occurs after IPL is completed, follow the procedure for reporting and solving system errors.

**Operator Response:** If the message was issued during IPL, wait until IPL completes and then reissue the command. Otherwise inform the system programmer.

---

**0D25E HARD COPY FILE IN OVERLAY MODE**

**Explanation:** The hardcopy file is full.

**System Action:** The system starts overwriting the oldest information recorded in the hardcopy file.

**Programmer Response:** None.

**Operator Response:** Finish the currently processed job and then print what is left of the hardcopy file by running the PRINTLOG utility with option NEW.

---

**0D26E I/O ERROR ON HARD COPY FILE**

**Explanation:** An unrecoverable I/O error has occurred when reading from or writing into the hardcopy file.

**System Action:** If the I/O error occurs during redisplay, redisplaying ends and processing continues. If this error occurs during normal system operation, the system closes the hardcopy file and continues processing without recording console communication.

**Programmer Response:** None on first occurrence of the message. If the problem recurs, change the applicable ASI IPL

procedure to define a different disk extent for the hardcopy file. Consider running the Device Support Facilities program for a disk-surface analysis of the affected disk volume.

**Operator Response:** Perform a new system start-up as soon as possible in order to reactivate recording of console communication. If the problem recurs, report this message to your programmer.

---

**0D28A INTERVENTION REQD FOR HARD COPY DISK DEVICE**

**Explanation:** The disk device with the hardcopy file is not ready.

**System Action:** The system enters the wait state.

**Programmer Response:** None.

**Operator Response:** Ready the device and press END/ENTER.

---

**0D29E INCORRECT LENGTH DURING I/O FOR HARD COPY FILE**

**Explanation:** Incorrect length has been detected during a read/write operation from or to the hardcopy file. The wrong pack was probably mounted.

**System Action:** If the I/O error occurs during redisplay, redisplaying ends and processing continues. If this error occurs during normal system operation, the system closes the hardcopy file and continues processing without recording console communication.

**Programmer Response:** None.

**Operator Response:** Make sure that the disk volume with the hardcopy file is mounted; perform a new system start-up as soon as possible in order to reactivate recording of console communication. If the problem recurs, report this message to your programmer.

---

**0D36E SCREEN I/O ERROR. SNS=xxx**

**Explanation:** A unit check was detected after a screen I/O operation.

**System Action:** Processing continues.

**Programmer Response:** None on first occurrence of the message. If the error recurs, contact IBM for a search of IBM's known-problems data base. For error information that should be collected and held available, see the publication *z/VSE Guide for Solving Problems*.

**Operator Response:** Reenter the command or rerun the program if any important information was lost as a result of the error. If the error recurs, report the message to your programmer.

---

**0D37E HC-FILE NOT OPENED. NO REDISPLAY POSSIBLE**

**Explanation:** One of the following:

- A redisplay (D) command was entered, but no hardcopy file had been created.
- No JOB statement was processed to open the hardcopy file.
- An error occurred during hardcopy file OPEN for redisplay.

**System Action:** The redisplay command is ignored.

Processing continues.

**Programmer Response:** None.

**Operator Response:** If the message occurred because no JOB statement was processed, submit a dummy JOB statement. Otherwise, re-IPL the system and create the hardcopy file using the SET command.

---



---

**0D38E HCF TASK HAS TERMINATED**

**Explanation:** The HCF system task has terminated due to a severe system failure. The recording of console communication has been deactivated. Also the REDISPLAY command processor has been deactivated.

**System Action:** Processing continues.

**Programmer Response:** None.

**Operator Response:** Perform a new system start-up as soon as possible in order to reactivate recording of the console communication.

---

**0D39E LOGGING FAILURE - action**

**Explanation:** Depending on *action*, either of the following applies:

**RETRY SUCCESSFUL:**

No data is lost, but depending on the point where the error occurred the line may be recorded twice in the hard-copy-file.

**DATA LOST:**

One record could not be written to the hard-copy-file.

**LOGGING SUSPENDED:**

The recording of console communication has been deactivated.

**System Action:** Processing continues.

**Programmer Response:** None.

**Operator Response:** Perform a new system start-up as soon as possible in order to reactivate recording of the console communication.

---

**0D40E REDISPLAY FAILURE - action**

**Explanation:** Depending on *action*, either of the following applies:

**COMMAND(S) CANCELLED:**

All REDISPLAY commands currently in process are cancelled.

**REDISPLAY SUSPENDED:**

The REDISPLAY command processor has been deactivated.

**System Action:** Processing continues.

**Programmer Response:** None.

**Operator Response:** Perform a new system start-up as soon as possible in order to reactivate the REDISPLAY command processor.

---

**0D50I HARD COPY FILE NOT OPEN**

**Explanation:** One of the following occurred:

- No hardcopy file was created.
- No JOB statement has been processed since the last system start-up.
- The OPEN command issued by the LISTLOG or PRINTLOG programs failed.

**System Action:** Processing in the affected partition ends.

**Programmer Response:** None.

**Operator Response:** Either issue a JOB statement to open the hardcopy file or re-IPL the system and create a hardcopy file using the SET command.

---

**0D51I EXTENT FAILED**

**Explanation:** During a redisplay or a PRINTLOG or LISTLOG run, the execution of the EXTENT macro failed.

**System Action:** Processing of the affected function ends.

**Programmer Response:** If the displayed return code indicates a user-programming error, correct the error condition. If the error recurs, contact IBM for a search of IBM's known-problems data base. For error information that should be collected and held available, see the publication *z/VSE Guide for Solving Problems*.

**Operator Response:** None.

---

**0D52I GETVIS FAILED**

**Explanation:** An attempt to get storage for accessing the hardcopy file failed.

**System Action:** Processing of the affected function ends.

**Programmer Response:** One of the following:

- Reduce the size specified on the SIZE parameter,
- Specify a SIZE operand for // EXEC ...,REAL,
- Increase the partition allocation, or
- Increase the size of the system GETVIS area if the request was from a system task.

**Operator Response:** None.

---

**0D53I NO JOB STATEMENT PROCESSED IN THIS PARTITION**

**Explanation:** No JOB statement was processed in the partition in which the LISTLOG program had been started (see also the note under message 0D54I).

**System Action:** Processing in the affected partition ends.

**Programmer Response:** Insert a JOB statement in front of the job and resubmit it for processing.

**Operator Response:** None.

---

**0D54I JOB INFORMATION MIGHT BE INCOMPLETE**

**Explanation:** No Job statement was found in the hardcopy file at the saved address because of either of the following:

- wrap around recording in the hardcopy file
- this is the first job being processed after IPL in the partition

**Note:** If this job was the first one after IPL, the job statement was treated as a dummy JOB statement to open the hardcopy file (for more information on opening the hardcopy file, see *z/VSE System Control Statements*).

**System Action:** The remaining job-dependent records are retrieved from the hardcopy file.

**Programmer Response:** None

**Operator Response:** None

---

**0D55I PRINTLOG ALREADY ACTIVE OR ENDED ABNORMALLY, RC=X'nn'**

**Explanation:** The PRINTLOG utility is already active in at least one other partition. Refer to the return codes from the LOCK macro in "VSE/Advanced Functions Return Codes" on page 752.

**System Action:** The last PRINTLOG execution request is canceled.

**Programmer Response:** If the request was submitted from an input source not under operator control, resubmit this request after the earlier PRINTLOG run is finished.

**Operator Response:** If the request was submitted from an input device under your control, resubmit this request after

the earlier PRINTLOG run is finished.

---

**0D56E INCONSISTENT STATE DURING HC-FILE PROCESSING**

**Explanation:** Either a request for processing of the hardcopy file was incorrect or an internal error occurred.

**System Action:** One of the following:

- If the error occurred during a write, the hardcopy file is closed and processing continues without recording console communication.
- If the error occurred during redisplay, redisplay ends and processing continues.
- In all other cases, processing ends in the affected partition.

**Programmer Response:** None on first occurrence of the message. If the error recurs, contact IBM for a search of IBM's known-problems data base. For error information that should be collected and held available, see the publication *z/VSE Guide for Solving Problems*.

**Operator Response:** Perform a new system start-up as soon as possible in order to reactivate the recording of console communication. If the problem recurs, report the message to your programmer.

---

**0D57A ENTER OPTIONS FOR PRINTLOG OR ? FOR A LIST OF OPTIONS**

**Explanation:** PRINTLOG is executed without supplying the print options via a PARM parameter. Entering ? prompts the following explanation:

VALID OPTIONS:	(CHOOSE MAX ONE OF EACH LINE)
ALL OR NEW	TOTAL FILE OR ONLY NEW RECORDS
CMD, IPL, AR, BG, F1...	COMMANDS, IPL-MSGS OR PARTITION ID
A, S OR N	ACTION, SUPPRESSED OR 'NETVIEW' RECORDS
JOBNAME=NAME	ONLY RECORDS OF THAT JOB
MM/DD/YYYY	ONLY RECORDS OF THAT DATE

**System Action:** The system waits for an operator response.

**Programmer Response:** None.

**Operator Response:** Enter one or more print selection options.

---

**0D58I THE FOLLOWING OPTIONS ARE INCORRECT: *option* - PLEASE REENTER**

**Explanation:** One or more of the displayed selection options is incorrect.

**System Action:** The system waits for an operator response, or PRINTLOG will terminate if the options were supplied via a PARM parameter.

**Programmer Response:** None.

**Operator Response:** Re-enter the correct print selection options or correct the applicable PARM parameter and resubmit the job.

---

**0D59I PARAMETER SPECIFICATION TOO LONG**

**Explanation:** The specified options in the PARM statement exceed the maximum length of 50 characters.

**System Action:** PRINTLOG will terminate.

**Programmer Response:** None.

**Operator Response:** Correct the PARM statement length and resubmit the job.

---

**0D60I *hcfmacro* FAILED. RETURN CODE=X'xxxxxxx'**

**Explanation:** The LISTLOG utility program issued the above mentioned hard copy file macro. *hcfmacro* stands for POINTHCF, MODHCF, READHCF, or CLOSEHCF. The status of the hard copy file was incorrect. RETURN CODE shows the return code supplied by the hard copy file macro.

**System Action:** LISTLOG processing terminated. No hard copy file messages are displayed.

**Programmer Response:** None.

**Operator Response:** None.

---

**0D61I PRESS CONTINUE TO RESUME**

**Explanation:** The console is suspended because many messages are waiting for delivery and the system would be tied up otherwise.

**System Action:** The system does not wait any more for the console to receive pending messages, and the console is suspended.

**Programmer Response:** None.

**Operator Response:** Press CONTINUE and the console will be activated again.

---

**0D62I SCREEN IS FULL WITH HOLD MESSAGES (SET ACT\_MSG TO NOHOLD)**

**Explanation:** The whole message area is occupied by held messages, that cannot be scrolled off the screen because ACT\_MSG is set to HOLD. Other messages cannot be displayed any more. The console might be suspended if too many messages are pending.

**System Action:** No further message is displayed.

**Programmer Response:** None.

**Operator Response:** Delete some held messages, or set ACT\_MSG to NOHOLD by hitting the Hold key (HLD) or via the local command %CHANGE HOLD.

---

**0D63I PF/PA KEY NOT DEFINED**

**Explanation:** The key you pressed is not defined for the mode you are currently in.

**System Action:** None.

**Programmer Response:** None.

**Operator Response:** Check the PF-key definition line at the bottom for supported keys.

---

**0D64I COMMAND NOT ALLOWED IN THIS MODE**

**Explanation:** The local command is not supported in the current mode.

**System Action:** The command is ignored.

**Programmer Response:** None.

**Operator Response:** None.

---

**0D65I COMMAND NOT ALLOWED FROM THE INPUT LINE**

**Explanation:** A local command, that can only be processed when assigned to a PF-key (e.g. %DELAY), was entered from the input line.

**System Action:** Input is ignored.

**Programmer Response:** None.

**Operator Response:** None.



---

**0D66I          INVALID CURSOR POSITION/LINE  
NUMBER FOR THIS COMMAND**

**Explanation:** The cursor or the line number does not point into the message area, as required for the local command being processed.

**System Action:** The local command is ignored.

**Programmer Response:** None.

**Operator Response:** Move the cursor to the appropriate line in the message area or correct the line number in the command and retry.

---

**0D67I          COMMAND INVALID**

**Explanation:** The input string starts with %, but is not recognized as a valid local command.

**System Action:** Input is ignored.

**Programmer Response:** None.

**Operator Response:** Correct your input and retry.

---

**0D68I          OPERAND INVALID**

**Explanation:** The operand of a local command pointed to by the cursor is invalid.

**System Action:** The local command is ignored.

**Programmer Response:** None.

**Operator Response:** Correct your input and retry.

---

**0D69I          PRESS END TO RESUME**

**Explanation:** The console was suspended because too many messages are waiting for delivery.

**System Action:** The system does not wait any more for the console to receive pending messages, and the console is suspended.

**Programmer Response:** None.

**Operator Response:** Press END to return to Console mode and the console will be reactivated.

---

**0D70I          NO MORE EXPLAIN/HELP DATA  
AVAILABLE**

**Explanation:** The Forward or Backward key was pressed in Explain or Help mode, but there are no more data available.

**System Action:** None.

**Programmer Response:** None.

**Operator Response:** None.

---

**0D71I          NO EXPLAIN/HELP DATA FOUND**

**Explanation:** No match was found for the keyword specified by Explain, or implied by Help. Either an incorrect keyword was specified for Explain, or the explanation for the keyword is truly not available.

**System Action:** None.

**Programmer Response:** Check the status of the EXPLAIN File.

**Operator Response:** When the request was Explain, you may retry with a corrected keyword. If the requested explanation should be available, report the problem to your system programmer.

---

**0D72I          TRY AGAIN LATER**

**Explanation:** An Explain request failed due to shortage of system resources.

**System Action:** None.

**Programmer Response:** None.

**Operator Response:** Try again later.

---

---

**0D73I          CONSOLE DEACTIVATED, HIT ENTER TO  
RESUME**

**Explanation:** The system console was deactivated by pressing the End or Return key in Console mode.

**System Action:** The system console is deactivated.

**Programmer Response:** None.

**Operator Response:** Press ENTER to resume normal operation.

---

**0D74I          EXPLAIN FILE ACCESS FAILURE**

**Explanation:** An attempt to access the EXPLAIN File failed.

**System Action:** The Explain request is ignored.

**Programmer Response:** This is most likely a system error and should be reported to IBM.

**Operator Response:** Report the problem to your system programmer.

---

**0D75I          EXPLAIN SUPPORT NOT ACTIVE**

**Explanation:** The EXPLAIN support is currently not active.

**System Action:** None.

**Programmer Response:** None.

**Operator Response:** Activate EXPLAIN support with the command 'EXPLAIN ON'.

---

**0D76I          EXPANSION FAILURE**

**Explanation:** An attempt to expand EXPLAIN data has failed.

**System Action:** The Explain request is terminated.

**Programmer Response:** The dictionary phase \$IJBxDCT ( $x$  = language identifier) may have been corrupted. If this can be excluded, report the problem to IBM.

**Operator Response:** Report the problem to your system programmer.

---

**0D77I          DICTIONARY COULD NOT BE LOADED**

**Explanation:** The dictionary phase \$IJBxDCT ( $x$  = language identifier) could not be loaded.

**System Action:** The Explain request is terminated.

**Programmer Response:** Make sure that the dictionary phase is available in the IJSYSRS sublibrary. systems library.

**Operator Response:** Contact your administrator.

---

**0D80I          INVALID REDISPLAY COMMAND**

**Explanation:** A redisplay (RED) command with an invalid operand was entered at the console.

**System Action:** The erroneous command is rejected.

**Programmer Response:** None.

**Operator Response:** Correct the invalid operand or enter a different RED command.

---

**0D81I          A TRAILING COMMA IS NOT VALID**

**Explanation:** A redisplay (RED) command was entered, with the last non-blank character being a comma.

**System Action:** The erroneous command is rejected.

**Programmer Response:** None.

**Operator Response:** An operand might be forgotten. Add the missing operand or remove the trailing comma.

---

---

**0D82I      FUNCTION HOLD AND A SUBFILTER ARE NOT COMPATIBLE**

**Explanation:** A redisplay (RED) command was entered, with the function operand specifying HOLD and a subfilter operand.

**System Action:** The erroneous command is rejected.

**Programmer Response:** None.

**Operator Response:** Remove one of the operands function or subfilter.

---

**0D83I      REDISPLAY COMMAND IS CANCELLED**

**Explanation:** A redisplay (RED) command was entered, with the action operand specifying CANCEL while another RED command was still in progress.

**System Action:** The currently active RED command is terminated. The results found up to this time will be displayed on the console. The console remains in redisplay mode.

**Programmer Response:** None.

**Operator Response:** None.

---

**0D84I      REDISPLAY MODE IS TERMINATED**

**Explanation:** A redisplay (RED) command was entered, with the action operand specifying END while the console was in redisplay mode.

**System Action:** The currently active redisplay mode is terminated. The console remains no longer in redisplay mode.

**Programmer Response:** None.

**Operator Response:** None.

---

**0D85I      ACTION CANCEL DOES NOT ALLOW OTHER OPERANDS**

**Explanation:** A redisplay (RED) command was entered, with the action operand specifying CANCEL together with other operands.

**System Action:** The erroneous command is rejected.

**Programmer Response:** None.

**Operator Response:** Use CANCEL as the only operand or enter a RED command without the action operand CANCEL.

---

**0D86I      NO REDISPLAY COMMAND/MODE IS ACTIVE, COMMAND IGNORED**

**Explanation:** A redisplay (RED) command was entered, with either

- the action operand specifying CANCEL, while no other RED command was active, or
- the action operand specifying END, while the console was not in redisplay mode.

**System Action:** The erroneous command is rejected.

**Programmer Response:** None.

**Operator Response:** None.

---

**0D91I      INPUT NOT ACCEPTED DUE TO REMOTE OPERATING MODE**

**Explanation:** The system is running with operating mode REMOTE, and system console input is therefore inhibited. (MGCRE return code 08, reason code 06).

**System Action:** The command is ignored.

**Programmer Response:** None.

**Operator Response:** To change the operating mode, issue the OPERATE command from the remote console currently used to control the system.

---

---

**0D92I      REDISPLAY MODE ALREADY ACTIVE FOR ANOTHER USER**

**Explanation:** Another user of the same console interface (for example another CMS user) has entered Redisplay mode. (MGCRE return code 08, reason code 07).

**System Action:** The command is ignored.

**Programmer Response:** None.

**Operator Response:** Retry later. To minimize such conflicts, CMS users are recommended to specify the E option on all REDISPLAY commands entered via the VSECMD interface.

---

**0D96I      PREVIOUS MESSAGE TRUNCATED**

**Explanation:** A message with more than 12 lines or more than 700 characters was issued to a console. The last line of the original message is overlaid with this message 0D60I.

**System Action:** None.

**Programmer Response:** Restructure your message.

**Operator Response:** If it is apparent from the text written to the screen that the missing characters are significant to you, cancel the job which issued the message. Report this message together with the truncated message to your programmer.

---

**0D97D      REQUEST IGNORED**

**Explanation:** The REQ key was pressed while the system was in redisplay mode.

**System Action:** The system waits for a redisplay (D) command.

**Programmer Response:** None.

**Operator Response:** Enter your next D command.

---

## 0Exx=Emergency Messages

### Operator Responses for 0Exx Messages

This illustration lists the possible type and operator codes for 0Exxx messages, and refers to additional explanations, if applicable. The type code follows the message number (indicated by 't'), the operator code precedes the message text (indicated by 'o'). **0Exxx messages are not recorded on the hardcopy file.**

Type Code	Operator Code		For an Operator Response of			
			RETRY	IGNORE	CANCEL	END/ENTER
A	W	See Note 1.				
D	C		Invalid	Act. 1	Act. 2	Act. 1
D	I		Invalid	Act. 1	Act. 4	Act. 1
D	P		Invalid	Act. 1	Act. 5	Act. 1
D	R		Act. 3	Act. 1	Act. 6	Act. 1
I	C	See Note 2.				
I	I	See Note 3.				
I	P	See Note 4.				
I	R	See Note 5.				

#### Notes:

1. The system waits for a READY interrupt. Ready the device or, if this is impossible, cancel the I/O request by a CANCEL *cuu* command as described in the manual *z/VSE System Control Statements*. If a wait condition occurs, consult the publication *z/VSE Guide for Solving Problems*.
2. The task issuing the message has been canceled.
3. The error occurred after the requesting task had been posted to indicate information about the completion of the I/O operation. No recovery action is initiated.
4. The error condition has been posted in the requestor's (CCB or IORB); it is up to the requesting program to initiate a recovery action.
5. The I/O request was for a disk access, and the channel program was retried.

#### Resulting System Actions:

**Act.1:** The system initiates no recovery action, it waits for the I/O interrupt instead.

**Act.2:** The system ends the I/O operation abnormally and cancels the requesting task.

**Act.3:** The pending I/O operation ends abnormally, but the system will reinitiate this operation.

**Act.4:** The pending I/O operation ends abnormally.

**Act.5:** The pending I/O operation ends abnormally, and the system passes error information in the requesting task's CCB or IORB.

**Act.6:** The pending I/O operation ends abnormally, and the system either cancels the associated task or passes the error information to that task by posting its CCB or IORB.

**Note:** Some I/O operations may take longer than the defined time interval. An example is a tape-erase or a tape control command. In this case, respond by pressing END/ENTER.

**0E00t**      *o* UNKNOWN STATUS

**Explanation:** The given device status cannot be interpreted by the system.

**System Action:** See "Operator Responses for 0Exx Messages" on page 9 .

**Programmer Response:** Rerun the job if it failed. If the error persists, contact IBM.

**Operator Response:** None.

**0E01t**      *o* INVALID REPLY

**Explanation:** The operator reply to the previous 0ExxD message is invalid.

**System Action:** The system waits for a valid reply.

**Programmer Response:** None.

**Operator Response:** For the correct response, refer to "Operator Responses for 0Exx Messages" on page 9 . Reply again to the previously-issued 0ExxD message.

**0E02t**      *o* DEVICE *cuu* LOST CHAN+DEV END

**Explanation:** The device *cuu* did not respond within three to six minutes after an I/O operation was successfully initiated.

**System Action:** See "Operator Responses for 0Exx Messages" on page 9 .

**Programmer Response:** None.

**Operator Response:** See "Operator Responses for 0Exx Messages" on page 9 . However, see also "Note" in message 0E04. If the problem recurs, make the device unready, then ready it again.

**0E03t**      *o* DEVICE *cuu* LOST CHANNEL END

**Explanation:** The device *cuu* presented ending status (device end) without presenting primary status after an I/O operation was successfully initiated.

**System Action:** See "Operator Responses for 0Exx Messages" on page 9 .

**Programmer Response:** None.

**Operator Response:** See "Operator Responses for 0Exx Messages" on page 9 . If the problem recurs, contact IBM.

**0E04t**      *o* DEVICE *cuu* LOST DEVICE END

**Explanation:** The device *cuu* did not respond within three to six minutes after an I/O operation was successfully initiated.

**System Action:** See "Operator Responses for 0Exx Messages" on page 9 .

**Programmer Response:** None.

**Operator Response:** See "Operator Responses for 0Exx Messages" on page 9 and corresponding Note.

If the problem recurs, set the device first to the "not ready"

state, and then to the "ready" state.

**0E05t**      **DEVICE *cuu* IS NOT READY**

**Explanation:** A task has issued an I/O request to a device which is not ready or the write-inhibit switch is set to READ.

**System Action:** The task waits for the operator to make the device ready.

**Programmer Response:** None.

**Operator Response:** Make the device ready.

**0E06t**      **DEVICE *cuu* AWAITING READY**

**Explanation:** A system task has issued an I/O request to a device which is not ready.

**System Action:** The task waits for the operator to ready the device.

**Programmer Response:** None.

**Operator Response:** Ready the device.

**0E07t**      *o* DEVICE *cuu* NOT OPERATIONAL

**Explanation:** An I/O operation was successfully initiated for the indicated device. However, the device became not operational before it could present its ending status.

**System Action:** See "Operator Responses for 0Exx Messages" on page 9 .

**Programmer Response:** None.

**Operator Response:** Make the device operational and perform the action as described in "Operator Responses for 0Exx Messages" on page 9 .

**0E08t**      *o* DEVICE *cuu* ERR. ON RECOVERY

**Explanation:** The system has encountered an unexpected operational condition.

**System Action:** See "Operator Responses for 0Exx Messages" on page 9 .

**Programmer Response:** None.

**Operator Response:** See "Operator Responses for 0Exx Messages" on page 9 . If the problem persists, make the device unready, then ready it again.

**0E09t**      *o* DEVICE *cuu* ERR. ON RECOVERY

**Explanation:** The system has encountered an unexpected operational condition.

**System Action:** See "Operator Responses for 0Exx Messages" on page 9 .

**Programmer Response:** None.

**Operator Response:** See "Operator Responses for 0Exx Messages" on page 9 . If the problem persists, make the device unready, then ready it again.

## 0lxx and 0Jxx=IPL Messages

**0I00A**      **REAL STORAGE TOO SMALL. IPL TERMINATED**

**Explanation:** Processor storage is too small to hold the supervisor and IPL routines. Real storage used by your VSE system may have been reduced because of defective storage.

**System Action:** The system enters the wait state.

**Programmer Response:** If you are using your VSE system under VM, you possibly defined a value in the DEF STOR command too small.

**Operator Response:** Verify that you initiated IPL from the correct disk volume. Repeat the IPL procedure.

**0I01A**      **INCORRECT SYSRES FORMAT**

**Explanation:** An IPL was attempted from a disk that does not have the expected layout. Either the IPL phase \$\$A\$PLBK (respectively \$\$A\$PLBF) is incompletely written to its fixed disk address or the system library does not start at its fixed disk address. This might happen if you build your new VSE system under the control of an older VSE release.

**System Action:** The system enters a wait state.

**Programmer Response:** Restore the system with the stand-alone restore program of your new VSE system.

**Operator Response:** Report the problem to your system programmer.

---

**01021**      *name* SUPVR NOT FOUND

**Explanation:** The IPL routines could not find the named supervisor in the system library; a typing error in the supervisor name may be the cause.

**System Action:** The system issues message 0103D.

**Programmer Response:** If the operator was unable to take care of the situation by responding to message 0103D, then either:

- Correct your ASI procedure, if it contains a wrong supervisor name.
- Rebuild the system residence file to include the named supervisor.

**Operator Response:** None.

---

**0103D**      ENTER SUPERVISOR PARAMETERS [OR ASI PARAMETERS]

**Explanation:** The system needs control information to continue initial program load processing.

**System Action:** The system waits for an operator response.

**Programmer Response:** None.

**Operator Response:** This message may be preceded by another 0LxxI or 0JxxI message providing information about the cause for this (0103D) message. Provide either of the following, depending on what the message requests:

- If the message requests supervisor parameters, enter:  

```
supvr-name[,VSIZE=value][,VPOOL=value,
VIO=value],[LOG|NOLOG]
```

where the VSIZE value can be specified in M or G, and the VPOOL and VIO values can be specified in K or M.

**Note:**

1. For VPOOL, specify the size of a virtual I/O work area.
2. For VIO, specify the size of the total work space available for the allocation of virtual-I/O work areas.

**LOG**                = list IPL commands.

**NOLOG**             = do not list IPL commands.

**NOPDS**            = system without page data set

You may press END/ENTER in response to the message to have the default supervisor loaded and the minimum size virtual address space defined; IPL commands will be listed in that case.

- The message requests supervisor or ASI parameters

If you intend to perform an interactive IPL, respond to the message as described above. To have the system do an automated system initialization (ASI) you may use the following parameters:

```
[IPL=ip1-procedure-name]
[,JCL=jcl-procedure-name]
[,STOP=(ip1-command-name, ... )]
[,TYPE=(NORMAL|SENSE)]
```

All of the above operands are optional. You may simply press ENTER and the system will use the defaults. For more information on the above procedures, please refer to the *z/VSE Guide to System Functions*.

The procedure and command names to be specified are system dependent; your programmer should provide them in his instructions for IPL.

---

**0104I**      IPLDEV=X'cuu',VOLSER=number,  
CPUID=number

**Explanation:** When you perform an IPL, the system automatically lists the SYSRES and the CPU which is used.

**System Action:** Processing continues.

**Programmer Response:** None.

**Operator Response:** None.

---

**0105A**      FILE IJIPL NOT ON DISKETTE -  
RESPECIFY

**Explanation:** Header label IJIPL was not found on the diskette file of IPL commands.

**System Action:** The system enters the wait state.

**Programmer Response:** None.

**Operator Response:** Exchange the diskette, if a correct one is available, then:

1. Press start on your diskette unit
2. Press END/ENTER at your system console (SYSLOG)

If you do not have the correct diskette, you should either perform an interactive IPL or report the message to your programmer.

---

**0106A**      UNKNOWN SYSRES DEVICE TYPE

**Explanation:** An IPL was attempted from a disk that is not supported by your z/VSE system.

**System Action:** The system enters a hard wait.

**Programmer Response:** Restore the system to a DASD supported by your z/VSE system.

**Operator Response:** Report the problem to your system programmer.

---

**0107A**      IPL PHASE *phasename* NOT FOUND. IPL  
TERMINATED

**Explanation:** The IPL routines were unable to locate the named phase in the system library.

**System Action:** The system enters the wait state.

**Programmer Response:** If possible, catalog the missing phase by using another VSE system; else restore your backup of the system library.

**Operator Response:** Ensure that the correct disk volume is mounted on the device. If the correct volume is mounted, report this message to your programmer.

---

**0108I**      STORAGE DEFECTIVE - REAL STORAGE  
REDUCED TO xxxxxxK

**Explanation:** The system detected a storage defect at the address xxxxxxK as displayed in the message. The message shows, in number KB, how much real storage the system has at its disposal. All storage above this amount cannot be used by the system before the defective storage is repaired.

**System Action:** The system continues processing with the reduced amount of storage.

**Programmer Response:** Contact your IBM representative to have the storage repaired.

**Operator Response:** Report the problem to your system programmer.

---



---

**0109D**      **PUB FOR DEVICE TYPE CONS ALREADY EXISTS:** *cuu*

**Explanation:** The preceding ADD command defines a device of the type CONS, but the CONS device has been defined by an ADD command processed earlier.

**System Action:** The system waits for an operator response.

**Programmer Response:** Correct the applicable IPL procedure to avoid this message in the future.

**Operator Response:** Either press the ENTER key to have the ADD command ignored, or enter a DEL command for the indicated *cuu*, and reenter the rejected ADD command. Report the message to your system programmer and ask for a corrective action.

---

**0110D**      **GIVE IPL CONTROL COMMAND**

**Explanation:** The system waits for an IPL command to be submitted.

**System Action:** The system waits for an operator response.

**Programmer Response:** None.

**Operator Response:** Enter an IPL command as required. Be sure to enter the SVA command as the last one.

---

**0111D**      **PREVIOUS COMMAND INVALID**

**Explanation:** The message may be caused, for example, by one of the following:

- The syntax of the command is incorrect.
- A DPD command was entered for a supervisor with VM=YES specified.
- In the ADD command, the mode specification is missing.
- A SET XPCC command was entered and the system is not a VM guest system.

**System Action:** The system rejects the command and waits for an IPL command to be entered via SYSLOG.

**Programmer Response:** Correct the applicable IPL ASI procedure.

**Operator Response:** Verify that you performed initial program load with the correct supervisor. If necessary, enter the corrected command or any additional other ones. To continue processing of IPL commands from the original command source (diskette or procedure, for example), press END/ENTER.

---

**0112D**      *cuu* DOES NOT EXIST

**Explanation:** The displayed *cuu* specified in the preceding DEL command is not known to the system.

**System Action:** The system ends processing the command and waits for an IPL command to be entered via SYSLOG.

**Programmer Response:** If the message occurred during system start-up by ASI, you may have to correct the applicable IPL procedure to avoid this message in the future.

**Operator Response:** Verify that you performed initial program load with the correct supervisor. If necessary, enter the corrected command or any additional other ones. To continue processing of IPL commands from the original command source (diskette or procedure, for example), press END/ENTER.

---

**0113D**      *cuu* CANNOT BE ADDED - MAXIMUM NUMBER OF DEVICES EXCEEDED.

**Explanation:** You try to ADD more I/O devices to the system than z/VSE supports. In case you IPL'ed the system with TYPE=SENSE, the sum of all devices, those powered on (native) or attached (under VM), and dummy devices ADDED, exceed the system maximum.

---

**System Action:** The system ends processing the command and waits for an IPL command to be entered via SYSLOG.

**Programmer Response:** If the message occurred during system start-up by ASI, you may have to correct the applicable IPL procedure to avoid this message in the future.

**Operator Response:** Use the DEL command to release device entries not needed during the system run for which you perform IPL. If necessary, reenter the ADD command. To continue processing IPL commands from the original command source (diskette or procedure, for example), press END/ENTER.

---

**0114A**      **SERVICE CALL EXCEPTIONAL CONDITION**

**Explanation:** A service call to check the hardware processing mode of the IPLed processor (LPAR mode for example) has failed.

**System Action:** The system enters a hard wait.

**Programmer Response:** Contact the IBM support center serving your locality.

**Operator Response:** Repeat the IML and IPL procedure. If the problem recurs, report this message to your programmer.

---

**0115D**      *cuu* ALREADY EXISTS

**Explanation:** The preceding ADD command specifies a device that has already been defined to the system.

**System Action:** The system rejects the command and waits for an IPL command to be entered via SYSLOG.

**Programmer Response:** If the message occurred during system start-up by ASI, you may have to correct the applicable IPL procedure to avoid this message in the future.

**Operator Response:** Verify the ADD command. Reenter a corrected ADD command if you intended to define a different device or enter any other IPL command. To continue processing of IPL commands from the original command source (diskette or procedure, for example), press END/ENTER.

---

**0116I**      **INCORRECT DEVICE TYPE SPECIFIED FOR *cuu*. ADD COMMAND IGNORED**

**Explanation:** The device type specified in the ignored ADD command does not match the type of the device at the specified unit address.

**System Action:** The system ignores the affected ADD command, continues processing, and issues message 0J49D.

**Programmer Response:** If the message occurred during system start-up by ASI, correct the applicable IPL procedure to avoid this message in the future.

**Operator Response:** If the message occurred during interactive IPL, a typing error may be the cause. Enter another ADD command, if necessary, or any other IPL command.

---

**0117A**      {AUTOMATIC IDENTIFYING OF I/O DEVICES FAILED — MAXIMUM NUMBER OF DEVICES EXCEEDED | AUTOMATIC IDENTIFYING OF I/O DEVICES FAILED — DEVICE SENSING ERROR}

**Explanation:** The automatic identifying of I/O devices failed due to the indicated reason. If the message text is MAXIMUM NUMBER OF DEVICES EXCEEDED, you have more I/O devices powered on (native) or attached (under VM) than z/VSE supports.

**System Action:** The system enters a wait state.

---

**Programmer Response:** If the message indicates **DEVICE SENSING ERROR**, contact your IBM service center.

**Operator Response:** Identify I/O devices you do not need, turn them off, and re-IPL. When running as a VM guest, detach I/O devices that are not needed and re-IPL.

**0I18D ENTER SET CMD  
THE DATE VALUE FORMAT IS MM/DD/YY**

**Explanation:** The TOD clock is in the non-set state. The SET command is required to have the TOD clock set.

**System Action:** The system buffers the currently processed command and waits for an IPL command to be entered via SYSLOG.

**Programmer Response:** If the message occurred during system start-up by ASI, you may have to correct the applicable IPL procedure to avoid this message in the future.

**Operator Response:** Determine if the system issued one or more of the following messages previously: 0I30I, 0I31I, or 0I32I. In response to the message(s), enter a SET command specifying the required values. To continue processing IPL commands from the original command source (diskette or procedure, for example), press END/ENTER.

**0I19A ENABLE SETTING OF TOD CLOCK**

**Explanation:** The system requires setting of the time-of-day (TOD) clock as the result of the operator issuing a valid SET command.

**System Action:** The system loops until the operator enables the setting of the TOD clock.

**Programmer Response:** None.

**Operator Response:** Enable the setting of the TOD clock using the Enable TOD switch or the hardware selection menu.

**0I20I IPL COMPLETE FOR *system identification*  
SUPVR USERID IS: *system-identifier***

**Explanation:** The IPL procedure is complete.

**System Action:** Control is passed to job control.

**Programmer Response:** None.

**Operator Response:** None.

**0I21A READY READER *cuu***

**Explanation:** Intervention is required at the indicated reader because a unit check occurred and the device is not ready for operation.

**System Action:** The system waits for the device to be made ready.

**Programmer Response:** None.

**Operator Response:** Ready the indicated reader.

**0I22I CHANQ SPECIFICATION INVALID.  
CHANQ = *number* ASSUMED**

**Explanation:** The value specified for CHANQ=*number* in the IPL command SYS is invalid.

**System Action:** The system uses a value as displayed in the message and continues processing.

**Programmer Response:** To avoid the message in the future, correct the applicable IPL ASI procedure.

**Operator Response:** None.

**0I23I DASD ON *cuu* NOT PHYSICALLY  
SHARABLE**

**Explanation:** An ADD command with the SHR option was given for the disk volume at the indicated address. This disk volume is attached to a control unit that does not support RESERVE/RELEASE commands.

**System Action:** For data integrity reasons the SHR option is not reset. The system continues processing.

**Programmer Response:** If the message occurred during system start-up by ASI, you may have to correct the applicable IPL procedure to avoid this message in the future.

**Operator Response:** Report this message to your programmer.

**0I24A *cuu* INTERV. REQ'D OR I/O ERROR. IPL  
TERMINATED**

**Explanation:** An unrecoverable I/O error or intervention-required condition has occurred on the indicated device.

**System Action:** The system enters the wait state.

**Programmer Response:** None.

**Operator Response:** Ready the unit and repeat system start-up (by ASI or interactive IPL).

**0I25I SUBLIB SPECIFICATION INVALID. SUBLIB  
= *xxxx* ASSUMED**

**Explanation:** The number of sublibraries specified is either below the system minimum or above the system maximum.

**System Action:** The system assumes the indicated value for SUBLIB and continues processing.

**Programmer Response:** None.

**Operator Response:** None.

**0I26I *phase-name* [AND *phase-name*] LOADED  
CUU=*cuu***

**Explanation:** On the printer at the indicated address, the system successfully completed loading the forms control buffer (FCB) or the universal control buffer (UCB) or both. If the loading of a buffer has failed, the system prints dashes instead of the name of the applicable buffer image phase and issues this message immediately after message 0I27I.

**System Action:** Processing continues.

**Programmer Response:** None.

**Operator Response:** None.

**0I27I {FCB|UCB} LOAD FAILURE CUU=*cuu***

**Explanation:** One of the following occurred:

- A device other than the generated one was physically attached.
- The FCB image phase cataloged under \$\$BFCBxx contains no stop character.
- The phase contains no channel 1 indication for 5203 or 3203.
- A hardware error caused buffer loading to fail.

**System Action:** The system continues processing the buffers yet to be loaded during IPL.

**Programmer Response:** For an FCB failure, check that an error-free FCB image phase is cataloged under \$\$BFCBxx. Refer to the publication *z/VSE System Control Statements* for names of standard FCB/UCB load phases. For a UCB failure, the UCB image phase length must agree with the length specified for the device indicated in the message. Correct and re-catalog the phase. If the phase is correct but the print buffer still cannot be loaded, contact IBM for a search of IBM's known-problems data base. For error information that should

be collected and held available, see the publication *z/VSE Guide for Solving Problems*.

**Operator Response:** After IPL is complete, attempt to load the named buffer using the SYSBUFLD program. If this attempt is also unsuccessful, then execute EREP. Report the message to your programmer and have the EREP output tape available on demand.

The example below assumes that:

1. Label information for the system recorder file (SYSREC) is stored in the system's label information area.
2. The system recorder file has been opened during system start up.

```
// JOB      jobname
(1) // TLBL  HISTOT
(1) // ASSGN SYS009,cuu
    // EXEC  IFCEREP1
(2) DATE=(yyddd,yyddd)
(3) DEV=(nnnn)
    /*
    /*
```

**Notes:**

1. The two statements define the (EREP) history output file on tape.
2. Specify a range of no more than a week. The following example specifies a range of three days: DATE=(83135,83137).
3. Specify the type code of the device that causes problems. For example: DEV=(3540). indicates that you want a report on the data recorded for the system's 3540 diskette unit(s) to be written onto tape.

If the affected device is a tape or disk drive, you may specify a volume identifier instead of a device code. This may be particularly useful if your location uses disk devices with non-removable volumes.

Figure 1. Sample Required Control Statements for an EREP Run

---

0I28D            **PRINTER NOT READY, TYPE 'I' OR 'D' IF NOT POSSIBLE TO READY CUU=cuu**

**Explanation:** The printer indicated in the message is not ready.

**System Action:** The system waits for an operator response.

**Programmer Response:** None.

**Operator Response:** Make the printer ready and press END/ENTER to have the system continue the buffer load request(s).

If you cannot ready the printer, have the system ignore the buffer load request by a response of I or D. By specifying D, you cause, in addition, the affected printer to be set to DVCDN (device down) and thus to be inaccessible for the system.

---

0I29A            **DYNAMIC ALLOCATION EXCEEDS AVAILABLE SPACE BY nK**

**Explanation:** After allocation of storage for required tables, the space left for IPL and supervisor code is too small. The supervisor and IPL code would overlap by nKB.

**System Action:** The system enters a wait state.

**Programmer Response:** If the message occurred during system start-up by ASI, you may have to correct the applicable IPL procedure to avoid this message in the future. The procedure may include a SYS command with an unreasonably high BUFSIZE value.

**Operator Response:** If you are performing system start-up using ASI, report this message to your programmer. If you are performing an interactive IPL, verify your specification for the operand BUFSIZE in the SYS command. Consider re-IPL with a smaller supervisor or with the same supervisor and with unused devices either not added or deleted.

---

0I30I            **DATE=mm/dd/yyyy, CLOCK=hh/mm/ss, ZONE=zone/hh/mm THE DATE VALUE FORMAT IS MM/DD/YYYY**

**Explanation:** The system prints these values during initial program load if the clock is in the set state.

**System Action:** Processing continues.

**Programmer Response:** None.

**Operator Response:** None if the values given in the message are acceptable. Enter a SET command in response to message 0I18D as follows:

- If the date or the time-of-day are not acceptable, enter the command with DATE and CLOCK specified and press TOD CLK.
- If the zone is not acceptable, just enter a SET command with the correct ZONE value specified.

---

0I31I            **DATE REQUIRED, CLOCK REQUIRED, ZONE=zone/hh/mm THE DATE VALUE FORMAT IS MM/DD/YYYY**

**Explanation:** The system displays the message if the time-of-day clock either is not set or is in the error state.

**System Action:** Processing continues.

**Programmer Response:** None.

**Operator Response:** None at this point in time. However, in response to message 0I18D, enter a SET command specifying the required values and press TOD CLK.

---

0I32I            **TOD CLOCK INOPERATIVE. IPL TERMINATED**

**Explanation:** This message occurs during initial program load if the time-of-day clock is not operational.

**System Action:** Processing terminates.

**Programmer Response:** Contact IBM if the operator has been unable to make the time-of-day clock operational.

**Operator Response:** None.

---

0I33I            **TOO MANY SCSI DEFINITIONS - COMMAND IGNORED**

**Explanation:** 256 DEF SCSI commands have already been issued. For reasons of space restriction during system initialization no more DEF SCSI commands are accepted.

**System Action:** The command is ignored and the system continues processing.

**Programmer Response:** Check all DEF SCSI commands and



keep only those that are actually required in your IPL procedure.

**Operator Response:** Report the problem to your programmer.

---

**0I34A**            *xxx=cuu*: INVALID DEVICE TYPE OR STATUS

**Explanation:** If *xxx* is FBA, then the FBA operand on the DEF SCSI command specifies a device number *cuu*

- that has not been ADDED as an FBA, or
- that has been ADDED as an FBA with the operand DVCDN, or
- that has been defined in the IOCDS.

The FBA-SCSI disk must not be defined as a real device.

If *xxx* is FCP, then the FCP operand on the DEF SCSI command specifies a device number *cuu* that has not been ADDED as an FCP device. The device number may also have been defined in the IOCDS for a device that is not an FCP.

**System Action:** The command is rejected and the system waits for an operator response.

**Programmer Response:** Update the ADD and/or DEF SCSI command in your IPL procedure to specify the correct FBA or FCP *cuu*.

**Operator Response:** Depending on the error you may perform one of the following actions:

- Hit enter to have the DEF SCSI command ignored.
- Reenter the DEF SCSI command with the correct *cuu* specification in case it was misspelled.
- If the device had not been ADDED correctly, re-IPL, DELETE the *cuu* and ADD it with the correct device type at the console.

Report the problem to your programmer.

---

**0I35I**            PROCESSOR STORAGE LARGER THAN VIRTUAL STORAGE - DPD COMMAND IGNORED

**Explanation:** The system will not access the page data set. The page data set has not been formatted.

The size of the processor storage is sufficient to accommodate

- the virtual storage specified by the operands VSIZE and VIO,
- the system space allocated in real storage.

**System Action:** The system continues processing.

**Programmer Response:** Consider changing your IPL procedure by specifying the NOPDS option on the supervisor parameters command and deleting the DPD commands. If you do, you may also reuse the disk space allocated to the page data set.

**Operator Response:** Report the message to your programmer.

---

**0I36D**            PREVIOUS COMMAND NO LONGER ACCEPTED

**Explanation:** One of the following:

- A DEL or ADD command was given after a DEF, DLA, DLF, or DPD command.
- A DPD command was given after the complete virtual storage was already mapped to the page data set extent(s).
- A DLA command was given after the label area was already allocated by a previous DLA command.
- A DLF command was given after the lock file was already allocated by a previous DLF command.

- A SYS command was given during the SVA command processing; for example, in response to an error message.
- A SET ZONEDEF or SET ZONEBY command was given after a SET DATE or SET ZONE command.

**System Action:** The system rejects the command and waits for an IPL command to be entered via SYSLOG.

**Programmer Response:** If the message occurred during system start-up by ASI, correct the applicable IPL procedure to avoid this message in the future.

**Operator Response:** Enter a valid IPL command. To continue processing of IPL commands from the original command source (diskette or procedure, for example), press END/ENTER.

---

**0I37I**            *system-file* ON *cuu*: OVERLAP ON UNEXPIRED FILE *file-identifier*

**Explanation:** On the indicated device, the extents of the named system file (page-data-set extent, label area, or lock file) overlap the extents of the named unexpired file. A wrong disk volume may have been mounted.

**System Action:** The system waits for an operator response.

**Programmer Response:** If the message occurred during system start-up by ASI, correct the applicable IPL procedure to avoid this message in the future.

**Operator Response:** Verify that the correct volume has been mounted; if so, enter either of the following:

- DELETE (to scratch the file)
- A new define command (DPD, DLA, or DLF) that avoids the overlap

Or report the message to your programmer. To continue processing of IPL commands from the original command source (diskette or procedure, for example), press END/ENTER.

---

**0I38A**            *system-file* ON *cuu*: OVERLAP ON VTOC

**Explanation:** The extent limits of the named system file (page-data-set extent, label area, or lock file) overlap the VTOC on the indicated device. A wrong disk volume may have been mounted.

**System Action:** The system rejects the command and waits for an IPL command to be entered via SYSLOG.

**Programmer Response:** If the message occurred during system start-up by ASI, correct the applicable IPL procedure to avoid this message in the future.

**Operator Response:** Verify that the correct volume has been mounted; if so, either report the message to your programmer or enter a new command (DPD, DLA, or DLF) with specifications that avoid this overlap.

To continue processing of IPL commands from the original command source (diskette or procedure, for example), press END/ENTER.

---

**0I39D**            INVALID RESPONSE

**Explanation:** The system received an invalid response to message 0I37D or 0I80D.

**System Action:** The system waits for a valid response to the previously displayed message.

**Programmer Response:** None.

**Operator Response:** Look up the explanation to message 0I37D or 0I80D, whichever applies, and enter a valid reply or a valid command.

**0140A**      *READY SYSREC = cuu*

**Explanation:** SYSREC is defined for the indicated disk device, which is not ready.

**System Action:** The system waits for the named device to be made ready.

**Programmer Response:** None.

**Operator Response:** Ready the device.

**0141t**      *system-file ON cuu: NO VALID DASD*

**Explanation:** The device specified by *cuu* did not meet one or more of the following requirements:

1. It is a disk device supported for the intended purpose.
2. It is ready to operate.
3. It is sharable, or switchable and is correctly switched (when searching for the lock file).
4. It was defined during system start-up.
5. It had the correct disk file mounted.
6. It was not added with the DVCDN operand.

**System Action:** For type code A, the system rejects the currently processed command and waits for an IPL command to be entered via SYSLOG. For type code I, the system issues message 0J31A and enters the wait state.

**Programmer Response:** If the message occurred during system start-up by ASI, you may have to correct the applicable IPL procedure to avoid this message in the future.

**Operator Response:** Verify that the correct volume has been mounted and, if so, verify your CUU specification in the applicable IPL command (DPD, DLA, DLF, or DEF). Mount the correct volume or submit a corrected command, whichever applies. If you cannot find an error, report the message to your programmer. To continue processing IPL commands from the original command source (diskette or procedure, for example), press END/ENTER.

**0142D**      *system-file ON cuu: INVALID {CYL# cyl-no. | BLK# block-no.}*

**Explanation:** The indicated cylinder or block number is not valid for the device referred to in the message. A wrong disk volume may have been mounted.

**System Action:** The system rejects the command and waits for an IPL command to be entered via SYSLOG.

**Programmer Response:** If the message occurred during system start-up by ASI, you may have to correct the applicable IPL procedure to avoid this message in the future.

**Operator Response:** Verify that the correct volume has been mounted; if so, enter a new, applicable command (DPD, DLA, or DLF) with the correct CYL/NCYL or BLK/NBLK specifications. If you are performing a system start-up using ASI, report the message to your programmer. To continue processing of IPL commands from the original command source (diskette or procedure, for example), press END/ENTER.

**0143D**      *system-file ON cuu: DASD EXCEEDED IF {CYL# cyl-no. | BLK# block-no.}*

**Explanation:** The extent beginning at the indicated cylinder or block is too small for the defined system file (page data set extent, label area, or lock file). A wrong disk volume may have been mounted.

**System Action:** The system rejects the command and waits for an IPL command to be entered via SYSLOG.

**Programmer Response:** If the message occurred during system start-up by ASI, you may have to correct the applicable IPL procedure to avoid this message in the future.

**Operator Response:** Verify that the correct volume has been

mounted; if so, enter a new, applicable command (DPD, DLA, or DLF) with the correct CYL/NCYL or BLK/NBLK specifications. If you are performing a system start-up using ASI, report the message to your programmer. To continue processing of IPL commands from the original command source (diskette or procedure, for example), press END/ENTER.

**0144t**      *system-file ON cuu: NO CORRECT VOL1 LABEL*

**Explanation:** The VOL1 label on the selected device is not a standard one, or a no-record-found condition occurred while searching for this label. A wrong disk volume may have been mounted.

**System Action:**

For type code I — The system issues message 0J31A and enters the wait state.

For type code A — The system rejects the command and waits for an IPL command to be entered via SYSLOG.

**Programmer Response:** If the message occurred during system start-up by ASI, you may have to correct the applicable IPL procedure to avoid this message in the future.

**Operator Response:**

For type code I — None.

For type code A — Verify that the correct disk volume is mounted and, if so, verify your specifications in the DPD or DLA command. Mount the correct volume and repeat initial program load, or submit a correct DPD or DLA command, whichever applies. Report the message to your programmer if you cannot find an error.

If you submitted a new command to correct the error and you want the system to continue processing IPL commands from the original command source (diskette or procedure, for example), press END/ENTER.

**0145t**      *system-file ON cuu: NO CORRECT F4 LABEL*

**Explanation:** The VTOC of the volume on the indicated device does not contain a format-4 label. A wrong disk volume may have been mounted.

**System Action:**

For type code I — The system issues message 0J31A and enters the wait state.

For type code A — The system rejects the command and waits for an IPL command to be entered via SYSLOG.

**Programmer Response:** If the message occurred during system start-up by ASI, you may have to correct the applicable IPL procedure to avoid this message in the future.

**Operator Response:**

For type code I — None.

For type code A — Verify that the correct disk volume is mounted and, if so, verify your specifications in the DPD or DLA command. Either mount the correct volume and repeat system start-up or submit a correct DPD or DLA command, whichever applies. Report the message to your programmer if you cannot find an error.

If you submitted a new command to correct the error and you want the system to continue processing of IPL commands from the original command source (diskette or procedure, for example), press END/ENTER.

---

**0I46A**      **VOLID** *volume-id* **DOES NOT MATCH WITH**  
**VOLID** *volume-id* **ON** *cuu*

**Explanation:** The volume identifier specified in the DPD command is not the same as the volume identifier on the disk volume mounted on the named device. A wrong disk volume may have been mounted.

**System Action:** The system rejects the currently processed command and waits for an IPL command to be entered via SYSLOG.

**Programmer Response:** If the message occurred during system start-up by ASI, you may have to correct the applicable IPL procedure to avoid this message in the future.

**Operator Response:** Verify that the correct disk volume is mounted and, if so, verify your specifications in the DPD command. Mount the correct volume and repeat initial program load, or submit a correct DPD command, whichever applies. Report the message to your programmer if you cannot find an error. If you entered a new command to correct the error and you want the system to continue processing IPL commands from the original command source (diskette or procedure, for example), press END/ENTER.

---

**0I47A**      **VOLUME** *volume-id* **NOT ACCESSIBLE**

**Explanation:** The disk volume with the indicated identifier is not mounted on a device defined by an ADD command, or it was added with the DVCDN operand.

**System Action:** The system rejects the command and waits for an operator response.

**Programmer Response:** If the message occurred during system start-up by ASI, correct the applicable IPL procedure.

**Operator Response:** Either remount the volume on an Add-defined device, or repeat system start-up and define the volume's device with a correct ADD command.

---

**0I48D**      *nnn* **EXISTS AS VOLID AND UNIT**  
**ADDRESS. USE QUOTES FOR VOLID,**  
**ELSE HIT ENTER**

**Explanation:** The value specified in the DEF command (for SYSREC=*nnn* or SYSCAT=*nnn*) exists as both volume identifier and unit address.

**System Action:** The system waits for an operator response.

**Programmer Response:** If the message occurred during system start-up by ASI, avoid this message in the future either by using quotes for a volume identifier specification as shown under "Operator Response" below or by eliminating ambiguity.

**Operator Response:** Hit END/ENTER if *nnn* is a unit address; else, resubmit the DEF command using quotes as follows:

```
SYSREC=' nnn '  
SYSCAT=' nnn '
```

---

**0I49D**      **ENTER DLA COMMAND**

**Explanation:** The SVA command was given without a correct DLA command preceding it.

**System Action:** The system waits for an operator response.

**Programmer Response:** If the message occurred during system start-up by ASI, correct the applicable IPL procedure to avoid this message in the future.

**Operator Response:** Enter a DLA command via the SYSLOG device. To continue processing of IPL commands from the original command source (diskette or procedure, for example), press END/ENTER.

---

**0I50D**      **ENTER DPD COMMAND**

**Explanation:** The SVA command was given without a correct DPD command preceding it.

**System Action:** The system buffers the currently processed command and waits for an IPL command to be entered via SYSLOG.

**Programmer Response:** If the message occurred during system start-up by ASI, correct the applicable IPL procedure to avoid this message in the future.

**Operator Response:** Enter a DPD command via the SYSLOG device. To continue processing of IPL commands from the original command source (diskette or procedure, for example), press END/ENTER.

---

**0I51A**      *system-file* **ON** *cuu*: **VTOC FULL**

**Explanation:** The VTOC of the disk volume on the indicated device is full. A wrong disk volume may have been mounted.

**System Action:** The system rejects the currently processed command and waits for an IPL command to be entered via SYSLOG.

**Programmer Response:** If the message occurred during system start-up by ASI, you may have to correct the applicable IPL procedure to avoid this message in the future.

**Operator Response:** Verify that the correct disk volume is mounted. If so, either report the message to your programmer or enter a new DPD, DLA, or DLF command to define the file or extent(s) on another volume. If a wrong volume is mounted, mount the correct volume and repeat system start-up.

If you submitted a new command and you want the system to continue processing of IPL commands from the original command source (diskette or procedure, for example), press END/ENTER.

---

**0I52I**      *system-file* **ON** *cuu*: **LOW HIGH**  
{**CC HH | BLOCK**}: xxxxxxxx xxxxxxxx  
[ **PAGE NUMBER**: xxxxxxxx xxxxxxxx ]  
[ **VIO START PAGE NUMBER**: xxxxxxxx ]

**Explanation:** After having formatted the named system file, the system displays the file's lower and upper limits; it displays the number of the last page (also of the virtual I/O pool) if the system file is the page data set. In a VAE system environment it is not the page number which is displayed, but the record number on the page data set.

**System Action:** The system continues processing.

**Programmer Response:** None.

**Operator Response:** None.

---

**0I53A**      **SERVICE CALL ABNORMAL**  
**COMPLETION**

**Explanation:** The system initialization routine requested hardware property information from the Service Call Logical Processor, but the request did not complete normally. The SCLP facility may not be working normally.

**System Action:** The system terminates.

**Programmer Response:** Contact the IBM support center serving your location.

**Operator Response:** Report this message to your programmer.

---

**0I54A**      **PHASE *phasename* COULD NOT BE LOADED. IPL TERMINATED. LOAD RC = X'nn'**

**Explanation:** IPL tried to load the phase named *phasename* and received the indicated return code *nn* from the LOAD operation.

If the IPLed device is a tape, then the tape may not be readable (*nn* is 8), or it may contain incorrect data (*nn* is 28 or 2C).

All other conditions are system errors.

**System Action:** IPL terminates.

**Programmer Response:** Contact IBM for a search of IBM's known-problems data base. For error information that should be collected and held available, see the publication *z/VSE Guide for Solving Problems*.

**Operator Response:** If the problem occurred during stand-alone restore, make sure that the correct tape is mounted, and that the tape can be read.

In case of a system error force the system to perform a stand-alone dump, and give the results to your system programmer when you report this message. Refer to *z/VSE Diagnosis Tools* for information on forcing stand-alone dumps.

---

**0I55A**      **SERVICE CALL PROCESSOR NOT INSTALLED**

**Explanation:** The system is being initialized on hardware that does not have the basic Service Call Logical Processor facility installed.

**System Action:** The system terminates.

**Programmer Response:** Contact the IBM support center serving your location and have the hardware upgraded.

**Operator Response:** Report this message to your programmer.

---

**0I56A**      **SERVICE CALL PROCESSOR NOT OPERATIONAL**

**Explanation:** The system initialization routine is trying to communicate with the Service Call Logical Processor, but it does not respond.

**System Action:** The system terminates.

**Programmer Response:** Contact the IBM support center serving your location.

**Operator Response:** Ensure that the service call processor is operational before IPLing the system. If the problem recurs report it to your programmer.

---

**0I57A**      **UNSUPPORTED PROCESSOR - EXTENDED S/390 INSTRUCTION FACILITY REQUIRED**

**Explanation:** The system is being initialized on hardware that does not support the extended 390 architecture as the immediate-and-relative-instruction facility or the compare-and-move-extended instruction facility.

**System Action:** The system terminates.

**Programmer Response:** Contact the IBM support center serving your location and have the hardware upgraded.

**Operator Response:** Report this message to your programmer.

---

**0I58D**      **VSAM SUPPORTED BUT SYSCAT NOT ASSIGNED**

**Explanation:** The logical unit SYSCAT is not assigned; if VSE/VSAM is to be used, SYSCAT must be assigned.

**System Action:** IPL waits for a new command.

**Programmer Response:** If the message occurred during system start-up by ASI, you may have to correct the applicable IPL procedure to avoid this message in the future. If an assignment of SYSCAT is unnecessary, include SYSCAT=UA in your procedure.

**Operator Response:** Define SYSCAT by the DEF command if SYSCAT is needed, else enter a null line or another IPL command, whichever applies. To continue processing of IPL commands from the original command source (diskette or procedure, for example), press END/ENTER.

---

**0I59I**      **INTERVAL TIMER SUPPORT NOT ACTIVE**

**Explanation:** The clock comparator could not be set.

**System Action:** Processing continues with interval timer support suppressed.

**Programmer Response:** None.

**Operator Response:** None.

---

**0I60D**      **ENTER DEL COMMAND**

**Explanation:** During stand-alone processing too many devices are found operational. There is not enough space for device control information in the supervisor.

Specify a DEL command for all devices not needed. From the preceding message 0J74D you can derive, how many devices are to be deleted.

**System Action:** The system waits for a DEL command entered on the system console. No other command will be accepted.

**Programmer Response:** None.

**Operator Response:** Enter a DEL command on the system console. The system will continue processing, when enough devices were deleted by the command. If the system waits for more input, enter another DEL command or press END/ENTER.

---

**0I61A**      ***xxx=uuu*: DEVICE NUMBER DOES NOT EXIST**

**Explanation:** No ADD command has been given for the FBA or FCP device number displayed by *xxx=uuu*.

**System Action:** The command is rejected and the system waits for an operator response.

**Programmer Response:** Add the missing ADD command for the FBA or FCP device to your IPL procedure.

**Operator Response:** Depending on the error you may perform one of the following actions:

- Hit enter to have the DEF SCSI command ignored.
- Reenter the DEF SCSI command with the correct *uuu* specification in case it was misspelled.
- If the device has not been ADDED, re-IPL and ADD the FBA or FCP device at the console.

Report the problem to your programmer.

---



---

**0162D      DUPLICATE DEF SCSI COMMAND**

**Explanation:** The DEF SCSI command is identical to one of the preceding DEF SCSI commands.

**System Action:** The command is ignored and the system waits for an operator response.

**Programmer Response:** Check your IPL procedure to either remove or correct the DEF SCSI command.

**Operator Response:** Either hit enter to have the duplicate command ignored, or reenter the corrected command in case it was misspelled.

Report the problem to your programmer.

---

**0163D      ASSIGN SYSREC VIA DEF COMMAND**

**Explanation:** There is no assignment for SYSREC.

**System Action:** The system keeps prompting the operator with this message until it receives an assignment for SYSREC via a DEF command.

**Programmer Response:** If the message occurred during system start-up by ASI, you may have to correct the applicable IPL procedure to avoid this message in the future.

**Operator Response:** Enter a DEF command for SYSREC. To continue processing of IPL commands from the original command source (diskette or procedure, for example), press END/ENTER.

---

**0164D      INPUT FILE EXHAUSTED. ENTER  
MISSING IPL COMMANDS FROM THIS  
CONSOLE**

**Explanation:** An end-of-data condition was reached on a card reader, diskette, or procedure.

**System Action:** The system waits for an IPL command to be entered via SYSLOG.

**Programmer Response:** If the message occurred during system start-up by ASI, you may have to correct the applicable IPL procedure to avoid this message in the future.

**Operator Response:** Either of the following:

- Enter the missing IPL commands to complete initial program load.
- Repeat system start-up from the beginning and use a different set of IPL commands.

Report the message to your programmer.

---

**0165D      UNIT CHECK ON DISKETTE. ENTER  
MISSING IPL COMMANDS FROM THIS  
CONSOLE**

**Explanation:** A unit check was caused by a record other than a D (delete) or an F (false).

**System Action:** The system waits for an IPL command to be entered via SYSLOG.

**Programmer Response:** None.

**Operator Response:** Either of the following:

- Enter the missing IPL commands to complete initial program load.
- Repeat system start-up from the beginning and use a different set of IPL commands.

Report the message to your programmer.

---

**0166A      INVALID DISKETTE LABEL. IPL  
TERMINATED**

**Explanation:** The values for the beginning or end of the data extent in the header label are wrong.

**System Action:** The system enters the wait state.

**Programmer Response:** None.

**Operator Response:** Correct the header label on the diskette and repeat the IPL procedure from the beginning.

---

**0167D      SPECIFIED PARAMETERS INCONSISTENT  
WITH PREVIOUS DEF COMMANDS**

**Explanation:** The specified FBA or LUN value on the DEF SCSI command is invalid for one of the following reasons:

- The same FBA device number has been specified on a previous DEF SCSI command, but with a different LUN specification.
- The same LUN has been specified on a previous DEF SCSI command, but with a different FBA device number specification.

**System Action:** The command is rejected and the system waits for an operator response.

**Programmer Response:** Make sure that the FCP network has been configured correctly and check all DEF SCSI commands that the configuration data have been specified correctly.

**Operator Response:** Either hit enter to have the invalid command ignored, or reenter the corrected command in case it was misspelled. Report the problem to your programmer.

---

**0168A      *supervisor-name* INCOMP. CODE=*nn***

**Explanation:** Either the hardware environment or the loaded supervisor are deficient. For *nn*, the message may display codes as follows:

- 00 = Insufficient storage to load the supervisor and IPL routines. Real storage may have been reduced because of defective storage.
- 01 = Wrong supervisor loaded. The supervisor loaded is not recognized as valid supervisor for ESA hardware.
- 02 = Wrong hardware. The processor does not operate in ESA mode.
- 03 = IPL bootstrap phase has not been replaced on SYSRES
- 04 = Wrong supervisor loaded. The release or service level of the supervisor is incorrect. Probably you did not recompile your private supervisor, or did not use the correct macro libraries.

**System Action:** The system enters wait state.

**Programmer Response:** If you are using your VSE system under VM, you possibly defined a value in the DEF STOR command too small, or you may have set the virtual machine mode incorrectly.

**Operator Response:** Verify that you initiated IPL from the correct disk volume. Repeat the IPL procedure.

---

**0169I      INIT. OF 3800 PRINTER IN PROCESS  
CUU=*cuu***

**Explanation:** The IBM 3800 printing subsystem at the displayed address is being initialized.

**System Action:** Processing continues.

**Programmer Response:** None.

**Operator Response:** None.

---

**0170I** INIT. OF 3800 PRT FAILURE CUU=*cuu*

**Explanation:** Hardware failure (unit check) of the 3800 printing subsystem.

**System Action:** Processing continues. Failure to initialize the printer may cause an erroneous and unpredictable setup for subsequent jobs.

**Programmer Response:** None on first occurrence. If the problem persists, contact IBM for a search of IBM's known-problems data base. For error information that should be collected and held available, see the publication *z/VSE Guide for Solving Problems*.

**Operator Response:** Look for a preceding 0Pxxt message to find the reason for the failure. If no such 0Pxxt message was issued, perform the power-off/power-on procedures before attempting to initialize the printer again. If this does not solve the problem, report the message to your programmer.

**0171I** ACTUAL DEVICE TYPE AND STANDARD OPTIONS SET FOR CUU=*cuu*

**Explanation:** The device type specified in the ADD command does not match the type of the device at the indicated unit address.

**System Action:** The system records the (internal) device type code for the device at this address, and the specified ADD options are reset to the standard options. For data integrity reasons the SHR option is not reset, if the device is a DASD.

**Programmer Response:** Correct the affected ASI IPL procedure to avoid this message in the future.

**Operator Response:** None.

**0172I** CUU=*cuu* DEVICE RECOGNITION FAILED

**Explanation:** The specified device has an IO function currently in progress for more than 15 secs.

**System Action:** The system will continue with sensing the next device.

**Programmer Response:** Check the device for any hardware related problems.

**Operator Response:** None.

**0173A** *system-file* ON *cuu*: READY DEVICE

**Explanation:** The indicated disk device was defined by a DPD, DLA, or DLF command, but it has not been made ready.

**System Action:** The system waits for the device to be made ready.

**Programmer Response:** None.

**Operator Response:** Ready the device.

**0174A** SYSTEM GETVIS FAILURE. IPL TERMINATED WITH CANCEL CODE = *nn*

**Explanation:** IPL received insufficient space in the system GETVIS area. The cancel code indicates the kind of request:

02 JPL GETVIS

03 \$INITSYS GETVIS

05 GETVIS INITIALIZATION FAILED

This is a system error.

**System Action:** IPL terminates.

**Programmer Response:** Contact IBM for a search of its known-problems data base.

**Operator Response:** Execute the stand-alone dump program and have the following available for problem determination:

- dump output
- supervisor listing
- log sheet

- system history listing

**0175D** *system-file* ON *cuu*: CYL/BLK SPEC. INVALID

**Explanation:** The CYL/BLK specification of the currently processed command is incompatible with the device type of the specified unit.

**System Action:** The system rejects the command and waits for an IPL command to be entered via SYSLOG.

**Programmer Response:** If the message occurred during system start-up by ASI, you may have to correct the applicable IPL procedure to avoid this message in the future.

**Operator Response:** Enter a new, correct command with the CYL/BLK specification in agreement with the device specified in the UNIT operand. To continue processing of IPL commands from the original command source (diskette or procedure, for example), press END/ENTER.

**0176t** *system-file* ON *cuu*: I/O ERROR READING VOL1 LABEL

**Explanation:** An I/O error occurred while the system was reading the VOL1 label or a no-record-found condition occurred while searching for this label. A wrong disk volume may have been mounted.

**System Action:**

For type code I — The system issues message 0J31A.

For type code A — The system rejects the currently processed command and waits for an IPL command to be entered via SYSLOG.

**Programmer Response:** If the operator has been unable to correct the error condition, use the INSPECT function of the Device Support Facilities program to perform a surface analysis on the affected disk volume and to assign alternate tracks as necessary. Rebuild the data on the volume, including the volume label and the VTOC, using your latest backup.

**Operator Response:** Applies if the type code is A. Verify your specifications in the DPD or DLA command. Submit a correct DPD or DLA command, whichever applies. Report the message to your programmer if you cannot find an error.

If you submitted a new command to correct the error and you want the system to continue processing of IPL commands from the original command source (diskette or procedure, for example), press END/ENTER.

**0177t** *system-file* ON *cuu*: I/O ERROR READING THE VTOC

**Explanation:** An I/O error occurred while the system was reading the format-4 label.

**System Action:**

For type code I — The system issues message 0J31A.

For type code A — The system rejects the currently processed command and waits for an IPL command to be entered via SYSLOG.

**Programmer Response:** If the operator has been unable to correct the error condition, use the INSPECT function of the Device Support Facilities program to perform a surface analysis on the affected disk volume and to assign alternate tracks as necessary. Rebuild the data on the volume, including the volume label and the VTOC, using your latest backup.

**Operator Response:** Applies if the type code is A. Verify your specifications in the DPD, DLA, or DLF command; correct and resubmit the command in error. Report the message to your programmer if you cannot find an error. If you entered a new command and you want the system to continue processing IPL commands from the original

command source (diskette or procedure, for example), press END/ENTER.

---

**0178t** *system-file* ON *cuu*: COMMON VTOC  
HANDLER WORK AREA TOO SMALL

**Explanation:** The available processor storage is too small to hold the IPL routines and the supervisor and to do the required label processing.

**System Action:**

For type code I — The system issues message 0J31A and enters the wait state.

For type code A — The system rejects the currently processed command and waits for an IPL command to be entered via SYSLOG.

**Programmer Response:** Consider reassembly of the supervisor, deleting options that are not required; have the operator use the smaller supervisor for system start-up.

If the page data set or the label area is to be allocated on an FBA disk, you can also specify a smaller CI size or use a CKD device instead. It may be necessary to use a previously-used level of the VSE system.

**Operator Response:**

For type code I — None.

For type code A — Verify that the correct volume is mounted. Report the message to your programmer if a wrong volume was not at fault.

---

**0179t** *system-file* ON *cuu*: COMMON VTOC  
HANDLER RETURN CODE = *nn*

**Explanation:** An unexpected return code was received from the common VTOC handler, a component of the VSE system. For an explanation of these codes, refer to "Common VTOC Handler (CVH) Return Codes" on page 765.

**System Action:**

For type code I — The system issues message 0J31A and enters the wait state.

For type code A — The system rejects the currently processed command and waits for an IPL command to be entered via SYSLOG.

**Programmer Response:** Change the IPL procedure to contain a different UNIT=*cuu* specification in the appropriate IPL command (DPD for the page data set, DLA for the label information area, and DLF for the lock file).

**Operator Response:**

For type code I — None.

For type code A — Enter the applicable IPL command (DPD, DLE, or DLF) with a different UNIT=*cuu* specification. It may be necessary to use a previously-used level of the VSE system.

If the error recurs, make the system take a stand-alone dump. Repeat system start-up and report the message occurrence to your system programmer. Refer to *z/VSE Diagnosis Tools* for information on taking stand-alone dumps.

---

**0180D** *system-file* ON *cuu*: DUPLICATE NAME ON  
VOLUME *file-identifier*

**Explanation:** The VTOC of the volume on the named device contains already a format-1 label with a file-identifier as displayed in the message. The format of the file-identifier is either of the following:

DOS.LABEL.FILE.cpuid.name  
DOS.LOCK.FILE

where *name* is the name given in the DLA command's NAME= operand.

**System Action:** The system waits for an operator response.

**Programmer Response:** If the message occurred during system start-up by ASI, you may have to correct the applicable IPL procedure to avoid this message in the future.

**Operator Response:** Enter the following commands, as appropriate:

- DELETE to scratch the old file
- IGNORE to use the old file.
- A new DLA command for a new label area, or a DLF command for a new lock file.

To continue processing IPL commands from the original command source (diskette or procedure, for example), press END/ENTER.

---

**0181I** RECORDER FILE OPEN FAILED.  
RF=CREATE FORCED

**Explanation:** The system failed to open the recorder file because this file was not created previously (by SET RF=CREATE preceding the first JOB statement after initial program load).

**System Action:** The system formats and opens the recorder file and continues processing.

**Programmer Response:** None.

**Operator Response:** None.

---

**0182A** INSUFFICIENT STORAGE. MINIMUM  
REQUIRED IS *xxxxxK*

**Explanation:** The space left between the 24-bit shared area and the 31-bit shared area, or the 24-bit shared area and the end of address space

is insufficient for

the allocation of a minimum size private area, or the requested size of the private area.

The system indicates, in number of KB or MB, how much virtual storage it needs to allow allocation of shared and private partition areas. IPL may be successful with a smaller value, but in this case the PASIZE is reduced or the total PASIZE and the final SPSIZE cannot be allocated.

If the VSIZE is smaller than the maximum address space (ESA: 2048MB), a larger VSIZE must be specified. If VSIZE is greater than or equal to the maximum address space, the SVA or SPSIZE must be decreased. In an environment **without page data set** the processor storage must be large enough to contain a minimum private area, and the shared areas as specified, and the VIO space. If your processor storage is not large enough, then you will get this message. So either decrease the shared space by specifying smaller SVA or SPSIZE values, or decrease any VIO specification. If running under VM, then you may consider to increase the storage of your virtual machine.

**System Action:** The system enters the wait state.

**Programmer Response:** If the message occurred during system start-up by ASI, correct the applicable IPL procedure to avoid this message in the future.

**Operator Response:** Report the message occurrence to your system programmer. Start up an operational backup system if one is available.

**0183A PHASE \$\$A\$SVA IS NOT IN SYSTEM LIBRARY. IPL TERMINATED**

**Explanation:** Phase \$\$A\$SVA, the SVA load list, could not be found in the system library. A wrong disk volume may have been mounted.

**System Action:** The system enters the wait state.

**Programmer Response:** If possible, catalog phase \$\$A\$SVA into the system library, using another VSE system (for example your backup system). Otherwise, restore the backup of your system library.

**Operator Response:** Verify that the correct disk volume is mounted and mount the correct one, if necessary. Report the message to your programmer if mounting a wrong disk volume was not at fault.

**0184I FOLLOWING LOADLISTS FOR SVA-LOAD WERE NOT FOUND:**

*name [name, ...]*

**Explanation:** The named load lists are not contained in the system library.

**System Action:** Processing continues.

**Programmer Response:** If the phases affected by the named load lists are needed for operation, catalog these load lists into the system library.

**Operator Response:** Report the message to your programmer.

**0185I SVA LOAD FAILURE FOR: *name [name, ...]***

**Explanation:** The named phases are not cataloged in the system library or, if their names are included in a load list, they are not SVA-eligible. A wrong disk volume may have been mounted.

**System Action:** Processing continues.

**Programmer Response:** If the named phases are needed, either have them cataloged into the system library or re-link them SVA eligible, whichever applies.

It may be necessary to use a previously-used VSE system.

**Operator Response:** Report the message to your programmer.

**0186D INVALID KEYWORD *keyword***

**Explanation:** The keyword named in the message is not allowed for the currently processed command.

**System Action:** The system rejects the command and waits for an IPL command to be entered via SYSLOG.

**Programmer Response:** If the message occurred during system start-up by ASI, correct the applicable IPL procedure to avoid this message in the future.

**Operator Response:** Reenter the command or press END/ENTER to have the system ignore the command. Report this message to your programmer if it occurred during system start-up by ASI. To continue processing of IPL commands from the original command source (diskette or procedure, for example), press END/ENTER.

**0187D INVALID SPECIFICATION FOR KEYWORD *keyword***

**Explanation:** The value specified for the named keyword is invalid.

**System Action:** The system rejects the currently processed command and waits for an IPL command to be entered via SYSLOG.

**Programmer Response:** If the message occurred during system start-up by ASI, correct the applicable IPL procedure to avoid this message in the future.

**Operator Response:** Reenter the command or press END/ENTER to have the system ignore the command. Report this message to your programmer if it occurred during system start-up by ASI. To continue processing of IPL commands from the original command source (diskette or procedure, for example), press END/ENTER.

**0188D DUPLICATE KEYWORD *keyword***

**Explanation:** The displayed keyword appears more than once in the currently processed command.

**System Action:** The system rejects the command and waits for an IPL command to be entered via SYSLOG.

**Programmer Response:** If the message occurred during system start-up by ASI, correct the applicable IPL procedure to avoid this message in the future.

**Operator Response:** Reenter the command or press END/ENTER to have the system ignore the command. Report this message to your programmer if it occurred during system start-up by ASI. To continue processing of IPL commands from the original command source (diskette or procedure, for example), press END/ENTER.

**0189D MISSING KEYWORD(S)**

**Explanation:** One or more keywords are missing in the currently processed command.

**System Action:** The system rejects the command and waits for an IPL command to be entered via SYSLOG.

**Programmer Response:** If the message occurred during system start-up by ASI, correct the applicable IPL procedure to avoid this message in the future.

**Operator Response:** Reenter the command or press END/ENTER to have the system ignore the command. Report this message to your programmer if it occurred during system start-up by ASI. You should also check whether the SET command is the first command after the ADD commands. To continue processing of IPL commands from the original command source (diskette or procedure, for example), press END/ENTER.

**0190A TOO MANY SDL SYSTEM ENTRIES. IPL TERMINATED**

**Explanation:** More than 1021 system directory entries have to be built for loading system phases into the shared virtual area (SVA).

**System Action:** The system enters the wait state.

**Programmer Response:** Contact IBM for a search of IBM's known-problems data base. For error information that should be collected and held available, see the publication *z/VSE Guide for Solving Problems*. It may be necessary to use a previously-used VSE system.

**Operator Response:** Take a stand-alone dump and make this available to your programmer when you report this message. For information how to take a stand-alone dump, see *z/VSE Diagnosis Tools*.

**0191I TOO MANY SDL ENTRIES SPECIFIED. ONLY *number* RESERVED**

**Explanation:** The sum of SDL entries for the system and the number specified in the SVA command exceeds 1021. The message indicates the number of entries that are reserved for non-system use.

**System Action:** Processing continues.

**Programmer Response:** If the message occurred during system start-up by ASI, you may have to correct the applicable



IPL procedure to avoid this message in the future.

**Operator Response:** None.

**0192I FCP=*cuu* NOT OPERATIONAL**

**Explanation:** The connection to an FBA-SCSI disk could not be opened, because the attaching FCP adapter *cuu* is not operational. This message is preceded by message 0S40I displaying the target FBA *cuu* and the configuration data of the attaching FCP adapter. If the connection configuration is specified correctly, the FBA-SCSI disk will become accessible as soon as the FCP adapter is online.

**System Action:** The system continues processing.

**Programmer Response:** Check if the connection configuration is specified correctly on the DEF SCSI command.

**Operator Response:** None.

**0193I UNATTENDED NODE DEFAULT IPL DISK  
xxxxxx NOT AVAILABLE**

**Explanation:** The system will not be able to perform a re-IPL if there is a system error because an unattended node system is being initialized without the specification of a primary or alternate IPL device (SYS PRIM IPL=..., ALTIPL=...). The system assumed the default volume *xxxxxx* and this volume is not online.

**System Action:** The system continues processing.

**Programmer Response:** Either correct the applicable ASI procedure or ensure that the volume named in this message is online.

**Operator Response:** Report the problem to your system programmer.

**0194A PHASE *phase-name* NOT FOUND. IPL  
TERMINATED**

**Explanation:** The named phase could not be found in the system library, or there is no entry in the system directory list. A wrong disk volume may have been mounted.

**System Action:** The system enters the wait state.

**Programmer Response:** Catalog the missing phase by using another VSE system, if possible; else restore your system residence volume. It may be necessary to use a previously-used VSE system.

**Operator Response:** Verify that the correct disk volume is mounted and mount the correct one, if necessary. Report the message to your programmer if mounting a wrong disk volume was not at fault.

**0195A NOT ENOUGH STORAGE FOR SDL. IPL  
TERMINATED**

**Explanation:** There is not enough storage available for reading the entries of the system library's directory.

**System Action:** IPL terminates.

**Programmer Response:** If you are using a VM virtual machine, you may have specified too small a value in the DEF STOR command. If your operator reported this message, contact IBM for a search of IBM's known-problems data base. For error information that should be collected and held available, see the publication *z/VSE Guide for Solving Problems*. It may be necessary to use a previously-used VSE system.

**Operator Response:** Report the message occurrence to your system programmer, and ask for a corrective action.

**0196I INVALID SPECIFICATION**

**Explanation:** There was an invalid reply to message 0I03D or the information in the first statement of the ASI IPL procedure has been specified incorrectly.

**System Action:** The system issues message 0I03D.

**Programmer Response:** None.

**Operator Response:** None.

**0197A *system-file* ON *cuu*: FILE NOT FOUND  
*file-identifier***

**Explanation:** The VTOC of the disk volume on the named device does not include a format-1 label with a file-identifier as shown. A wrong disk volume may have been mounted. The format of the file-identifier is either of the following:

DOS.LABEL.FILE.cpuuid.name  
DOS.LOCK.FILE

where *name* is the one specified in the DLA command's NAME= operand.

**System Action:** The system rejects the currently processed command and waits for an IPL command to be entered via SYSLOG.

**Programmer Response:** If the message occurred during system start-up by ASI, you may have to correct the applicable IPL procedure to avoid this message in the future.

**Operator Response:** Verify that the correct disk volume was mounted and that, in case of an interactive IPL, your specifications in the DLA or DLF command are correct. Take corrective action as required. If neither an incorrect specification nor disk caused the message, report the occurrence of this message to your system programmer. To continue processing of IPL commands from the original command source (diskette or procedure, for example), press END/ENTER.

**0198I FBA=*cuu1*,FCP=*cuu2*: I/O ERROR**

**Explanation:** The FBA-SCSI device *cuu1* is not accessible because of I/O problems with the attaching FCP adapter *cuu2*. This message is preceded by message 0S40I that gives detailed information of the error reason. When the FCP adapter becomes operational again, the FBA-SCSI disk will also become accessible.

**System Action:** The system continues processing.

**Programmer Response:** Contact your network administrator.

**Operator Response:** Report the problem to your programmer.

**0199t *system-file* ON *cuu*: OVERLAP ON  
UNEXPIRED SECURED FILE *file-identifier***

**Explanation:** The extent limits of the named system file (page data set extent, label area, or lock file) overlap the extent limits of a file as indicated. A wrong disk volume may have been mounted.

**System Action:**

- For type code D
  - The system waits for for an operator response.
- For type code A
  - The system rejects the currently processed command and waits for an IPL command to be entered via SYSLOG.

The system rejects the currently processed command and waits for an IPL command to be entered via SYSLOG.

**Programmer Response:** If the message occurred during system start-up by ASI, you may have to correct the applicable IPL procedure to avoid this message in the future.

**Operator Response:** Verify that the correct disk volume has been mounted; if so, enter either of the following:

- For type code D
  - DELETE (to scratch the file)
  - A new define command (DPD or DLA) that avoids the overlap.
- For type code A
  - A new define command (DPD, DLA or DLF) that avoids the overlap.

Report this message to your programmer if mounting a wrong disk volume was not the fault. To continue processing IPL commands from the original command source (diskette or procedure, for example), press END/ENTER.

**0J01I** *IPL=procname, JCL=procname,*  
**Explanation:** ASI lists the IPL and JCL procedures used.  
**System Action:** Processing continues.  
**Programmer Response:** None.  
**Operator Response:** None.

**0J02D** *cuu-SYSLOG NOT IN CDL. HIT REQUEST/ENTER*  
**Explanation:** The indicated SYSLOG device address (*cuu*) is not included in the cataloged communication device list (CDL).  
**System Action:** The system waits for an operator response.  
**Programmer Response:** Correct the SYSLOG device address in the CDL or in the ASI IPL procedure, whichever applies.  
**Operator Response:** Press END/ENTER at SYSLOG to continue with normal processing. Report the message to your programmer.

**0J03D** *cuu-INVALID SYSLOG ADDRESS. HIT REQUEST/ENTER*  
**Explanation:** The indicated SYSLOG device address is not a valid I/O device address.  
**System Action:** The system waits for an operator response.  
**Programmer Response:** Correct the SYSLOG device address in the ASI IPL procedure to avoid this message in the future.  
**Operator Response:** Press END/ENTER at SYSLOG to continue with normal processing. Report the message to your programmer.

**0J04I** *procedure-name* **PROCEDURE NOT FOUND**  
**Explanation:** The specified ASI procedure could not be found in the system library. A typing error may be the cause.  
**System Action:** The system issues message 0I03D.  
**Programmer Response:** If a typing error is not at fault, install the named procedure to avoid this message in the future.  
**Operator Response:** None.

**0J05D** **ASI STOP. ENTER COMMANDS, HIT END/ENTER TO CONTINUE**  
**Explanation:** ASI IPL has been requested to stop before processing the command preceding the above message.  
**System Action:** The system waits for IPL commands to be entered from SYSLOG.  
**Programmer Response:** None.  
**Operator Response:** Enter updated or new command(s) as required. To have the system continue ASI processing, press END/ENTER. The system continues processing the command that caused the ASI stop.

**0J06I** **UNATTENDED NODE FUNCTION SOFTWARE RE-IPL RESET. CODE=*n***

**Explanation:** The system will be unable to perform a re-IPL in case of a system error. The reason is indicated by the value of *n*:

- 1 The GETVCE service failed for the device specified as the primary IPL device. This may occur, because the SYS PRIMIPL=... operand is incorrectly specified.
- 2 Neither the primary IPL device nor the alternate IPL device is the one currently IPL-ed. Either the SYS PRIMIPL=... operand or the SYS ALTIPL=... operand is incorrectly specified.
- 3 The time-of-day clock has not been set, is not operational, or is in error.
- 4 An I/O error occurred during update of the re-IPL control record. The disk may have been destroyed.

**System Action:** The system continues processing. In case of system errors no re-IPL will be performed.

**Programmer Response:** If applicable, correct the ASI procedure. Contact IBM if the operator has been unable to make the time-of-day clock operational.

**Operator Response:** Report the problem to your system programmer and ask for a corrective action.

**0J07I** *procedure-name* **END OF DATA**  
**Explanation:** The named ASI procedure contains no control statement or command.  
**System Action:** The system issues message 0I03D.  
**Programmer Response:** Catalog the named ASI procedure to avoid this message in the future.  
**Operator Response:** None.

**0J08I** **VPOOL SIZE LARGER THAN *xxM***  
**Explanation:** The VPOOL specification is larger than the allowed maximum.  
**System Action:** The system issues message 0I03D.  
**Programmer Response:** None.  
**Operator Response:** None.

**0J09I** **VIO SIZE NOT WITHIN *xxxxK* AND *xxM***  
**Explanation:** The value specified for the VIO size is either less than the allowed minimum value, *xxxxK*, or more than the allowed maximum value, *xxM*. The *xxxxK* value is dependent upon the VPOOL specification, however the *xxM* is a fixed value given by the system.  
**System Action:** The system issues message 0I03D.  
**Programmer Response:** None.  
**Operator Response:** None.

**0J10I** **IPL RESTART POINT BYPASSED**  
**Explanation:** IPL deactivated its ASI restart facility. External interrupts will no longer be handled from IPL.  
**System Action:** Processing continues.  
**Programmer Response:** None.  
**Operator Response:** None. However, you may repeat system start-up from the beginning if there is a need.

**0J11D** **PDS EXT *nn* ON *cuu*: OVERLAP WITH PDS EXTENT**  
**Explanation:** The named page-data-set extent overlaps a page-data-set extent previously defined to the system.  
**System Action:** The system rejects the currently processed

command and waits for an IPL command to be entered via SYSLOG.

**Programmer Response:** If the message occurred during system start-up by ASI, you may have to correct the applicable IPL procedure to avoid this message in the future.

**Operator Response:** Enter a new DPD command avoiding this overlap. Report this message to your programmer if it occurred during system start-up by ASI. To continue processing IPL commands from the original command source (diskette or procedure, for example), press END/ENTER.

**0J12D PDS EXT *nn* ON *cuu*: TOO MANY EXTENTS ON VOLUME. ONLY 3 ALLOWED**

**Explanation:** The named page-data-set extent could not be allocated because three extents were already allocated on the indicated volume.

**System Action:** The system rejects the command and waits for an IPL command to be entered via SYSLOG.

**Programmer Response:** If the message occurred during system start-up by ASI, you may have to correct the applicable IPL procedure to avoid this message in the future.

**Operator Response:** Enter a new DPD command with a different unit address specified in the UNIT operand. Report this message to your programmer if it occurred during system start-up by ASI. To continue processing IPL commands from the original command source (diskette or procedure, for example), press END/ENTER.

**0J13D PAGE DATA SET EXTENT(S) TOO SMALL**

**Explanation:** The page data set as defined is too small for mapping all of virtual storage as defined (by VSIZE and VIO in ESA and 370 mode).

**System Action:** The system rejects the currently processed command and waits for an IPL command to be entered via SYSLOG.

**Programmer Response:** If the message occurred during system start-up by ASI, you may have to correct the applicable IPL procedure to avoid this message in the future.

**Operator Response:** Enter a new DPD command that either specifies a higher value in the NBLK or NCYL operand or omits this operand. Report this message to your programmer if it occurred during system start-up by ASI. To continue processing IPL commands from the original command source (diskette or procedure, for example), press END/ENTER.

**0J14D ENTER NEXT DPD EXTENT DEFINITION**

**Explanation:** Another page data set extent is necessary to map the virtual storage completely.

**System Action:** The system waits for an IPL command to be entered via SYSLOG.

**Programmer Response:** If the message occurred during system start-up by ASI, correct the applicable IPL procedure to avoid this message in the future.

**Operator Response:** Enter a DPD command. To continue processing of IPL commands from the original command source (diskette or procedure, for example), press END/ENTER.

**0J16D PDS EXT *nn* ON *cuu*: NBLK SPECIFICATION TOO SMALL**

**Explanation:** The specified number of blocks is insufficient for mapping at least one block of pages on the named page-data-set extent.

**System Action:** The system rejects the currently processed

command and waits for an IPL command to be entered via SYSLOG.

**Programmer Response:** If the message occurred during system start-up by ASI, correct the applicable IPL procedure to avoid this message in the future.

**Operator Response:** Enter a DPD command that specifies a higher value in the NBLK operand. To continue processing of IPL commands from the original command source (diskette or procedure, for example), press END/ENTER.

**0J17A TOO MANY DEVICES DEFINED IN THE IOCDs**

**Explanation:** The Integrated Console is selected as system console. However, the system is unable to use it, because the number of devices defined in the IOCDs and the integrated console exceed the maximum device number supported by VSE.

**System Action:** The system terminates with a hard wait code in low core.

**Programmer Response:** Correct the applicable IOCDs.

**Operator Response:** None.

**0J18D NECESSARY SECURITY PHASES NOT FOUND. SEC=NO ASSUMED DO YOU WANT TO CONTINUE? REPLY 'YES' OR 'NO'**

**Explanation:** SEC=YES was specified in the SYS command to activate the access control function. However, the required phases could not be loaded into the system's SVA because either these phases are not cataloged or the load list \$SVASEC is a dummy phase.

**System Action:** The system waits for an operator response.

**Programmer Response:** Catalog the phases (named by message 0I85t if \$SVASEC is not a dummy phase) or catalog the load list \$SVASEC into the system library; to do this, start up your system with SEC=NO specified in the IPL command SYS. If necessary, contact IBM for assistance.

**Operator Response:** If you do not want to start up the system without the access control function, then enter 'NO' to have IPL terminated. Respond 'YES' to have the system continue processing with the access control function deactivated.

For unattended node, the response 'YES' is assumed (continue with SEC=NO).

Report the message to your programmer. If message 0I85I occurred, have the list of displayed phase names available on demand.

**0J19A LIBRARY CONCATENATION INITIALIZATION FAILURE. RETURN CODE=X'*nn*'**

**Explanation:** The system is unable to set up the controls for library search-order chains. The phase \$INITCON passes the code *nn*, provided primarily for problem determination, to IPL.

The following return codes may occur, where *nn* may be:

- 20 \$INITCON call failed.
- 21 GETVCE request failed.
- 22 Phase \$IJB LBR not found.
- 23 GETVIS request failed.
- 24 DTSECTAB has incorrect format.

**System Action:** The system enters the wait state.

**Programmer Response:** Contact IBM for a search of IBM's

known-problems data base. For error information that should be collected and held available, see the publication *z/VSE Guide for Solving Problems*. You may have to use a previously-used version of the VSE system.

**Operator Response:** Force the system to perform a stand-alone dump, and give the results to your system programmer when you report this message. See the *z/VSE Diagnosis Tools* for information on forcing stand-alone dumps.

**0J20I DEVICE RECOGNITION IN PROGRESS**

**Explanation:** The system issues I/O against each device in order to determine its device type and its control unit type. This may take some time.

**System Action:** Processing continues.

**Programmer Response:** None.

**Operator Response:** None.

**0J21D CONFIGURATION ERROR**

**Explanation:** Configuration problems were detected while trying to open the connection to an FBA-SCSI disk. This message is preceded by message 0S40I displaying the target FBA cuu and the configuration data of the attaching FCP adapter. Check the reason code in this message for a detailed explanation of the error.

**System Action:** The command is rejected and the system waits for an operator response.

**Programmer Response:** Make sure that the FCP network has been configured correctly and check all DEF SCSI commands that the configuration data has been specified correctly.

**Operator Response:** Either hit enter to have the invalid command ignored, or reenter the corrected command in case it was misspelled. Report the problem to your programmer and network administrator.

**0J22D NO SHARING SUPPORT FOR THAT DEVICE TYPE**

**Explanation:** The currently processed ADD command specifies sharing for a device for which no hardware share support is available.

**System Action:** The system rejects the command and waits for an IPL command to be entered via SYSLOG.

**Programmer Response:** If the message occurred during system start-up by ASI, correct the applicable IPL procedure to avoid this message in the future.

**Operator Response:** Verify the device specification in the ADD command and resubmit the command if necessary. Report this message to your programmer if it occurred during system start-up by ASI. To continue processing IPL commands from the original command source (diskette or procedure, for example), press END/ENTER.

**0J23D ENTER DLF COMMAND**

**Explanation:** Although at least one disk device has been defined as sharable in the applicable ADD command, no DLF command preceded the currently processed command (one of: DEF, DLA, DPD, and SVA).

**System Action:** The system buffers the command and waits for a correct DLF command from SYSLOG.

**Programmer Response:** None.

**Operator Response:** Enter a valid DLF command. To continue processing of IPL commands from the original command source (diskette or procedure, for example), press END/ENTER.

**0J24I DASD SHARING SUPPORT RESET**

**Explanation:** No sharable devices were defined.

**System Action:** The system resets the software support for DASD sharing and continues processing.

**Programmer Response:** None.

**Operator Response:** None.

**0J25A FBA=cuu1,FCP=cuu2: CONTROL BLOCK ALLOCATION ERROR**

**Explanation:** The FBA-SCSI device *cuu1* is not accessible because the control blocks for the FCP adapter *cuu2* could not be allocated. Normally this message means that the GETVIS storage is exhausted. This message may be preceded by message 0S40I that gives detailed information of the error reason.

If message 0S40I does not precede this message, the error reason is displayed as *rrrrrrrr*.

**System Action:** The system continues processing.

**Programmer Response:** Increase the 31-bit system GETVIS size. If the problem persists contact IBM.

**Operator Response:** Report the problem to your programmer.

**0J25D OPERAND FCP MISSING OR INCORRECT - PLEASE READ DOCUMENTATION**

**Explanation:** The lock file is to be allocated on a SCSI DASD, and either the operand *FCP=cuu* has not been specified, or the specified *cuu* is not the correct FCP device number. This operand is required to confirm the correct installation of the FCP adapter giving access to the SCSI disk.

If you want to allocate a lock file on a SCSI disk, you need a unique FCP adapter installed for each CPU sharing the lock file. The lock file must be accessed via this unique FCP.

The reason is that the hardware does not support the access reservation (RESERVE command) per SCSI disk, but only per connection. If the CPUs sharing the lock file also share the same FCP adapter to access the SCSI disk, the lock file and the data to be protected may be destroyed.

**System Action:** The system waits for an operator response.

**Programmer Response:** Make sure that the FCP adapter for the lock file is installed and configured correctly. Update the DLF command in your IPL procedure.

**Operator Response:** You may perform one of the following actions:

- Check that the hardware prerequisites are correct for the lock file.
- If the hardware is installed and configured as required, reenter the DLF command with the correct *FCP* specification.
- If the hardware is not installed or configured as required, allocate the DLF file on a non-SCSI device type and enter the adequate DLF command.

Report the problem to your programmer.

**0J26D DLF COMMAND INVALID**

**Explanation:** A DLF command was entered, but no disk devices have been defined (by an ADD command) as sharable.

**System Action:** The system waits for the next IPL command.

**Programmer Response:** If the message occurred during system start-up by ASI, correct the applicable IPL procedure to avoid this message in the future.

**Operator Response:** Enter the next IPL command. Report this



message to your programmer if it occurred during system start-up by ASI. To continue processing IPL commands from the original command source (diskette or procedure, for example), press END/ENTER.

---

**0J27D LOCK FILE ON *cuu*: NCPU SPECIFICATION DOES NOT MATCH**

**Explanation:** The NCPU parameter specification in the DLF command does not match the NCPU entry in the lock file header on the indicated device.

**System Action:** The system waits for a corrected DLF command or another IPL command to be entered via SYSLOG.

**Programmer Response:** If applicable, correct the ASI procedure.

**Operator Response:** Enter a new DLF command with a correct NCPU specification.

---

**0J28I LOCK FILE ON *cuu*: NUMBER OF SHARING CPUS EXCEEDED**

**Explanation:** All CPU fields in the lock file header are in use by other processing units.

**System Action:** The system issues message 0J31A.

**Programmer Response:** Have a CPU field in the lock file cleared by submitting an UNLOCK command from another, sharing system.

**Operator Response:** Repeat system start-up after a CPU field in the lock file could be cleared.

---

**0J29I LOCK FILE ON *cuu*: EXTERNAL FILE DAMAGED**

**Explanation:** The system found the format of the existing lock file to be destroyed.

**System Action:** The system issues message 0J31A.

**Programmer Response:** Ensure that no other system is using the same lock file. If another system is using the file, have that system's operator perform the shut-down procedure before taking the action below.

1. Have the operator repeat system start-up with a lock file defined (by way of a DLF command) as a different extent on the same or on another sharable disk volume.
2. Have subsequently restarted any other system that may have been shut down, but for operation with the newly defined lock file.

**Operator Response:** Report the message to your programmer.

---

**0J30I LOCK FILE ON *cuu*: IRRECOVERABLE I/O ERROR**

**Explanation:** The system encountered an unrecoverable I/O error while unlocking all resources locked for your CPU ID.

**System Action:** The system issues message 0J31A.

**Programmer Response:** The same as for message 0J29I.

**Operator Response:** Report the message to your programmer.

---

**0J31A NO SHARING CAPABILITY. IPL TERMINATED**

**Explanation:** The system is unable to either build a new lock file or to use the existing one. The reason is given in the message displayed by the system preceding this one.

**System Action:** The system enters the wait state.

**Programmer Response:** See the explanation given in this publication for the message displayed preceding this one.

**Operator Response:** See the explanation given in this publication for the message displayed preceding this one.

---

**0J32I VSIZE=*numberK* FOR *supervisor-name* NOT IN *numberK* - *numberK***

**Explanation:** The specified VSIZE is not within the valid range (as displayed by "IN *numberK* - *numberK*") for the named supervisor. The numbers are in KB, MB, or GB.

**System Action:** The system issues message 0I03D.

**Programmer Response:** None.

**Operator Response:** None.

---

**0J33D LOCK FILE ON *cuu*: NUMBER OF DATA BLOCKS TOO SMALL**

**Explanation:** The number of data blocks for the lock communication file contained in the NBLK|NCYL parameter specification is too small. The minimum number is 29 (plus one header block).

**System Action:** The system waits for a corrected DLF command or another DLF command to be entered via SYSLOG.

**Programmer Response:** If applicable, correct the ASI procedure.

**Operator Response:** Enter a new DLF command with a larger NBLK|NCYL specification.

---

**0J34I VSIZE AND NOPDS OPTIONS MAY NOT BE SPECIFIED TOGETHER**

**Explanation:** In an environment without page data set VSIZE may not be specified. Its size is calculated by the system depending on the size of processor storage. So either specify VSIZE for a system with page data set, or specify NOPDS for a system without page data set.

**System Action:** The system issues message 0I03D.

**Programmer Response:** Correct the applicable IPL procedure to avoid this message in the future.

**Operator Response:** Enter the corrected supervisor parameters command on the system console. Report the message to your system programmer and ask for a corrective action.

---

**0J35I OPERAND FCP NOT APPLICABLE - SPECIFICATION IGNORED**

**Explanation:** The lock file is allocated either on an ECKD or an FBA DASD other than FBA-SCSI. The operand applies to a lock file on an FBA-SCSI disk only and is ignored.

**System Action:** The system continues processing.

**Programmer Response:** Remove the operand from the DLF command in your IPL procedure.

**Operator Response:** Report the message to your programmer to have it avoided in the future.

---

**0J36I LOCK FILE ON *cuu*: LOCK FILE BUFFER PROVIDED TOO SMALL**

**Explanation:** The system has set up too small a lock file buffer because the lock file device was not operational at the time of buffer space allocation.

**System Action:** The system issues message 0J31A and enters the wait state.

**Programmer Response:** If the message occurred during system start-up by ASI, correct the applicable IPL procedure to avoid this message in the future.

**Operator Response:** Repeat system start-up after having ensured that the lock file device is operational.

---

**0J37I**      **BUFSIZE VALUE TOO SMALL. MINIMUM VALUE *n* ASSUMED**

**Explanation:** The BUFSIZE value specified in the SYS command is below the system-required minimum.

**System Action:** The system assumes the minimum BUFSIZE value for the IPLed supervisor and continues processing.

**Programmer Response:** None.

**Operator Response:** None.

---

**0J38I**      **NOT ENOUGH STORAGE FOR ALLOCATING CONTROL BLOCKS**

**Explanation:** The connection to an FBA-SCSI disk could not be opened, because the system was not able to allocate all control blocks needed by the attaching FCP adapter. This message is preceded by message 0S40I displaying the target FBA cuu and the configuration data of the attaching FCP adapter.

The most likely reason is that system GETVIS storage is exhausted. Check the reason code of preceding message 0S40I for a detailed explanation of the error.

**System Action:** The system continues processing.

**Programmer Response:** Increase the 31-bit system GETVIS size. If the problem persists contact IBM.

**Operator Response:** Report the problem to your programmer.

---

**0J39I**      **ACTUAL BUFSIZE IS *n***

**Explanation:** After dynamic allocation of the supervisor tables, the space not used due to required boundary alignment is allocated to the copy buffer area. In the message, *n* is the number of copy blocks or work blocks.

**System Action:** Processing continues.

**Programmer Response:** None.

**Operator Response:** None.

---

**0J40D**      **LOCK FILE ON *xxx*: MULTIPATH CONNECTION NOT PERMITTED**

**Explanation:** The lock file is to be allocated on an FBA-SCSI with the device number *xxx*. For this device more than one connection path has been defined.

**System Action:** The system waits for an operator response.

**Programmer Response:** Remove all but one DEF SCSI command for this volume from your IPL procedure.

**Operator Response:** Reenter the DLF command with a different volume, that has only one connection path defined, or that has a different device type to bring up the system. Then have the IPL procedure corrected and re-IPL with the correct lock file.

Another way to temporarily bring up the system is:

- IPL with load parameter ..P
  - After message 0I03D respond e.g. STOP=DEF (specify first IPL command after ADD commands)
  - After message 0J05D delete all shared devices
  - ADD the deleted devices again without attribute SHR
  - Hit enter after the DLF message to have the DLF command ignored
- 

**0J41D**      **LOCK FILE ON *xxx*: INVALID VOLUME**

**Explanation:** The lock file is to be allocated on an FBA-SCSI with the device number *xxx*. This device is the DOSRES or SYSWK1 volume which must not be used for the lock file.

**System Action:** The system waits for an operator response.

**Programmer Response:** Specify another volume on the DLF command in your IPL procedure.

**Operator Response:** Reenter the DLF command with a different volume, which is neither the DOSRES nor the SYSWK1 volume. Have the IPL procedure corrected.

---

**0J42I**      **INVALID SPECIFICATION VMCF=YES, IGNORED**

**Explanation:** VSE is not running in a VM virtual machine. Therefore The CMS - VSE console interface is not available.

**System Action:** The system ignores the operand and continues processing.

**Programmer Response:** Correct the applicable IPL procedure to avoid this message in the future.

**Operator Response:** Report the message to your system programmer and ask for a corrective action.

---

**0J43I**      **SDSIZE SPECIFICATION INVALID. ASSUMED SDSIZE=*xxxx*K SPSIZE SPECIFICATION INVALID. ASSUMED SPSIZE=*xxxx*K PASIZE SPECIFICATION INVALID. ASSUMED PASIZE=*xxxx*K RSIZE SPECIFICATION INVALID. ASSUMED RSIZE=*xxxx*K**

**Explanation:** The specified operand was below the allowed minimum or above the allowed maximum. The system indicates, in number of KB or MB, which value it assumes.

**System Action:** The system assumes the displayed value and continues processing.

**Programmer Response:** Check and correct the SYS command in the affected ASI procedure.

**Operator Response:** Report the message to your programmer.

---

**0J44A**      **INSUFFICIENT REAL STORAGE. MINIMUM IS *xxxxx*K**

**Explanation:** This message is displayed if real storage is too small to hold a VSE supervisor, the SDAID area, and to satisfy the minimum system requirements.

**System Action:** The system enters the wait state.

**Programmer Response:** Catalog a smaller supervisor and check your specification which determines the size of the dynamic supervisor area. Reduce the specification for SDSIZE, if applicable.

**Operator Response:** None.

---

**0J45I**      **24-BIT SYSTEM GETVIS AREA HAS BEEN ROUNDED BY *xx*K****31-BIT SYSTEM GETVIS AREA HAS BEEN ROUNDED BY *yyyy*K**

**Explanation:** The architecture requires that the shared areas and the private area are allocated in multiples of segments. Therefore the SVA values accumulated by the system and specified by the user are rounded to a multiple of 1 MB by the system.

For tuning purposes it may be important to know the system's rounding algorithm and values, because changing the specification of the values in the SVA command may not result

in a change of the allocated SVA space.

In the 24-bit system GETVIS is first rounded such that the space below the shared partitions is a multiple of 64 KB. Then the shared partition area is rounded to a 1 MB boundary. The size of the shared area can be checked by the MAP command. The message above displays the 24-bit system GETVIS rounding value *xxK*, which may be a number between 1 KB and 63 KB.

In the 31-bit shared area the rounding value to a multiple of 1 MB is added to the 31-bit GETVIS area. This value *yyyyK* is displayed in the message above and may be a number between 1 KB and 1023 KB.

**System Action:** The system continues processing.

**Programmer Response:** If you intend to decrease or increase the 24-bit SVA or 31-bit SVA, then you can take these rounding values into account, when changing the SVA specifications. Rounding values of zero are not recommended in order to avoid large roundings after marginal changes in the system layout.

Please be aware that any change in the GETVIS specification will modify the size in the system's GETVIS control information which is also part of the SVA. Therefore, the addition of precisely these values to your GETVIS specifications would in most cases not result in a zero rounding.

**Operator Response:** None

---

**0J46D**      **DEVICE *cuu*: DEVICE TYPE COULD NOT BE IDENTIFIED.**

**ENTER ADD COMMAND FOR *cuu*, TO CONTINUE HIT END/ENTER**

**Explanation:** The device type of the device given in the message text could not be identified via device sensing. If no ADD command is entered, the system treats the device as unsupported (device type X'FF').

**System Action:** The system waits for an operator response.

**Programmer Response:** None.

**Operator Response:** Enter ADD command for specifying the device. Press END/ENTER if you accept the device as unsupported.

---

**0J47I**      **CHANNEL SUBSYSTEM: *nnnn* DEVICES FOUND OPERATIONAL**

**Explanation:** The system performed automatic device identification; it displays the results of this action.

**System Action:** The system continues processing.

**Programmer Response:** None.

**Operator Response:** None.

---

**0J48D**      **DEVICE *cuu* FOUND OPERATIONAL. DEL COMMAND IGNORED**

**Explanation:** The currently processed DEL command specifies a device which the system found to be attached during system startup. If you used the DEL command to be able to change device options with another ADD command, enter the required ADD command as a response to this message. The specified (or omitted) options will override the options of the previous entered ADD command for this device.

**System Action:** The system waits for an IPL command to be entered via SYSLOG.

**Programmer Response:** If applicable, correct the ASI procedure.

**Operator Response:** Enter a command to continue processing, press END/ENTER at SYSLOG.

---

**0J49D**      **ENTER CORRECT ADD COMMAND, ELSE HIT ENTER FOR AUTOMATIC ADD**

**Explanation:** The device type specified in the ignored ADD command does not match the type of device at the specified unit address.

**System Action:** The system waits for an IPL command to be entered via SYSLOG.

**Programmer Response:** If applicable, correct the ASI procedure.

**Operator Response:** Enter the correct ADD command, if you want to define options (for example SHR). Else press END/ENTER, and the system will ADD the correct device with its standard options.

---

**0J50A**      **UNSUPPORTED SYSLOG DEVICE TYPE**

**Explanation:** The device type of the SYSLOG could not be identified. This message is placed in low-core bytes 0-4.

**System Action:** Enters the wait state.

**Programmer Response:** None.

**Operator Response:** Press END/ENTER on a console keyboard that is supported by z/VSE.

---

**0J51I**      **OPERAND DVCDN INVALID FOR SYSRES *cuu*, OPERAND IGNORED**

**Explanation:** The operand DVCDN (device down) has been specified on the ADD command for the device *cuu*. The device *cuu* is your SYSRES, which may not be set to a down status. The device has been added without device down indication.

**System Action:** The system continues processing.

**Programmer Response:** Correct the applicable ASI procedure.

**Operator Response:** Report this problem to your system programmer.

---

**0J52A**      **ERROR ON SCSI SYSRES - RC=X'*xxxx*'  
ERROR ON SCSI SYSWK1 - RC=X'*xxxx*'**

**Explanation:** The system could either not recover the IPL connection to the SYSRES SCSI volume, or it could not connect to the SCSI SYSWK1 volume, or an I/O request to the SCSI SYSRES failed.

The value *xxxx* specifies a reason code that provides information at which point of system initialization the error happened.

- REASON=X'0001'

- REASON=X'0002'

- REASON=X'0003'

The SCSI SYSRES volume may not be built correctly, or the IPL connection to the SCSI SYSRES LUN may be instable.

- REASON=X'0004'

The system is being installed, and the SYSWK1 SCSI device configuration is not correctly passed in the REIPL record.

- REASON=X'0005'

- REASON=X'0006'

- REASON=X'0007'

- REASON=X'0008'

- REASON=X'0009'

- REASON=X'000A'

- REASON=X'000B'  
Reconnecting to the SCSI SYSRES failed after device recognition. The IPL connection to the SYSRES LUN may be instable.
- REASON=X'000C'  
Reconnecting to the SCSI SYSWK1 failed during base installation. The installation connection to the SYSWK1 LUN may be instable.
- REASON=X'000D'
- REASON=X'000E'  
Reconnecting to the SCSI SYSRES failed during DEF SCSI command processing. The IPL connection to the SYSRES LUN may be instable.

This message is preceded by message 0S40I or 0S46I depending on the nature of the failure.

When during early IPL the operator console is not yet available, message 0J52A is placed in low core at location 20. Return and reason codes displayed by messages 0S40I or 0S46I are also placed in low core.

Low core starting from location 0 contains the following information:

0 - 1	x'07E6'	hard wait code for I/O error
2 - 3	cuu	device number of SCSI device in trouble
4 - 7	FCP	return/reason code documented in 0S40I
	SCSI	return/reason code documented in 0S46I
8 - 11	x'rrrrrrrr'	return code from FCP or SCSI
12 - 15	x'nnnnnnnn'	reason code from FCP or SCSI
16 - 19	x'aaaaaaaa'	address of I/O routine caller in case of a SCSI error
20 -	0J52A .....	message text 0J52A

**System Action:** The system terminates processing.  
**Programmer Response:** Check whether the connections for the SYSRES LUN and for the SYSWK1 LUN are configured correctly and communicated to the operator.  
**Operator Response:** Check whether the connection configuration on the LOAD panel or on the VM command SET LOADDEV is specified correctly. Re-IPL the system.

If the problem persists, inform your system programmer or network administrator.

---

**0J53D**            **INVALID PHASE NAME**

**ENTER CORRECT PHASE NAME**  
                                 **OR HIT ENTER FOR DEFAULT**

**Explanation:** The previous command specifies the phase

name of a security manager, but the phase name contains an invalid character.  
**System Action:** The system waits for an operator response.  
**Programmer Response:** Make sure the security product is installed correctly. Correct the ASI feature by specifying the correctly spelt security manager phase name.  
**Operator Response:** Reenter the command with the correct security manager phase name or hit ENTER to have the basic system security activated.

---

**0J55I**            **VM DOES NOT SUPPORT THE REQUESTED APPCVM FUNCTION**

**Explanation:** The SET XPCC command is invalid because the VM host system does not support APPCVM or the requested APPCVM function. APPCVM is not available on VM releases lower than VM/SP 5, and APPCVM functions in a SNA network require at least VM/SP 6. VM/XA does not support APPCVM.  
**System Action:** Processing continues.  
**Programmer Response:** None.  
**Operator Response:** Report the message occurrence to your system programmer and ask for a corrective action.

---

**0J56D**            **INVALID SPECIFICATION FOR XPCC TARGET**  
                                 **INVALID SPECIFICATION FOR APPCVM TARGET**

**Explanation:** The value specified for XPCC TARGET or for APPCVM TARGET on the currently processed APPC/VM SET command is invalid.  
**System Action:** The system rejects the currently processed command and waits for an IPL command to be entered via SYSLOG.  
**Programmer Response:** None.  
**Operator Response:** Reenter the command or press ENTER to have the system ignore the command. If the message occurred during system start-up by ASI, have the applicable IPL procedure corrected to avoid this message in the future.

---

**0J57I**            **XPCC TARGET NOT UNIQUE - CURRENT COMMAND REPLACES DUPLICATE**  
                                 **APPCVM TARGET NOT UNIQUE - CURRENT COMMAND REPLACES DUPLICATE**

**Explanation:** An APPC/VM SET command preceding this command specified the same XPCC TARGET or APPCVM TARGET resid. The current command specification overrides that of the previous command which contains the duplicate name. The following examples illustrate the naming rules:

```
SET XPCC TARGET subsystem1 TO
    APPCVM TARGET resid1
SET XPCC TARGET subsystem2 TO
    APPCVM TARGET resid2
SET APPCVM TARGET (resid3,g3,tlu3,mode3)
SET APPCVM TARGET (resid4,g4,tlu4,mode4)
```

- Subsystem1, subsystem2, resid3, resid4 must be unique names.
- Resid1 and resid2 need not be unique names. That means, for example, that resid1 may have the same name as resid2 and/or resid3.

**System Action:** Processing continues.  
**Programmer Response:** None.  
**Operator Response:** Report the message occurrence to your system programmer. If the message occurred during system start-up by ASI, have the applicable IPL procedure corrected



to avoid this message in the future.

---

**0J58I            MAXIMUM NUMBER OF APPC/VM SET  
COMMANDS EXCEEDED - COMMAND  
IGNORED**

**Explanation:** More than ten APPC/VM SET commands were specified.

**System Action:** Processing continues.

**Programmer Response:** None.

**Operator Response:** Report the message occurrence to your system programmer. If the message occurred during system start-up by ASI, have the applicable IPL procedure corrected to avoid this message in the future.

---

**0J59I            APPC/VM COMMUNICATION NOT  
ACTIVATED**

**Explanation:** Either the APPC/VM external interrupt could not be activated, or there was not enough SVA space available to allocate internal XPCC/APPC/VM control tables.

**System Action:** Processing continues.

**Programmer Response:** None.

**Operator Response:** Report the message occurrence to your system programmer and ask for a corrective action.

---

**0J61I            NPARTS SPECIFICATION NOT BETWEEN  
xx and yy. NPARTS=zzz ASSUMED**

**Explanation:** The currently processed SYS command specifies an NPARTS value smaller than the system minimum (xx), or larger than the system maximum (yy). The current minimum value is 12.

**System Action:** The system assumes the displayed value of NPARTS=zzz and continues processing.

**Programmer Response:** Check and correct the SYS command in the affected ASI procedure.

**Operator Response:** Report the message occurrence to your system programmer and request a corrective action.

---

**0J62I            ACTUAL CHANQ IS xxxx**

**Explanation:** The system displays the number of channel queue entries that are allocated. This number may be larger than the value that was specified.

**System Action:** The system continues processing.

**Programmer Response:** None.

**Operator Response:** None.

---

**0J64I            SYS JA=YES ASSUMED BECAUSE OF  
TURBO DISPATCHER ACTIVATION**

**Explanation:** The system issues this message when the Turbo Dispatcher has been activated and the system had to set the IPL SYS command to JA=YES (since it was JA=NO). The Turbo Dispatcher requires JA (job accounting) to be set to YES.

**System Action:** Processing continues.

**Programmer Response:** If you want to avoid this message in future, include the IPL command SYS JA=YES in the IPL startup procedure.

**Operator Response:** None

---

**0J65I            TURBO DISPATCHER ACTIVATED**

**Explanation:** The system issues this message when the Turbo Dispatcher has been successfully activated. The Turbo Dispatcher can be selected for activation by specifying the appropriate character in the IPL load parameter.

**System Action:** Processing continues.

**Programmer Response:** None.

**Operator Response:** None.

---

**0J66I            OPERAND SHARED OBSOLETE, IGNORED**

**OPERAND N OR P OBSOLETE,  
IGNORED**

**Explanation:** The SHARED operand no longer has a meaning, since the 24-bit SVA is always allocated adjacent to the supervisor. The 31-bit SVA, is always allocated at the high end of the address space.

The operand N or P no longer has a meaning, since there is no pageable section in the supervisor.

**System Action:** The operand is ignored, and the system continues processing.

**Programmer Response:** None.

**Operator Response:** None.

---

**0J67A            24-BIT SHARED AREA TOO LARGE. SIZE  
IS xxxxxxK**

**Explanation:** The space allocated for the supervisor, SDAID area, 24-bit SVA and shared partitions does not leave the minimum 1M byte size of private area below 16MB. The system displays, in number of KB or MB, the current size of the 24-bit shared area. Reduce the specifications for:

VPOOL on the supervisor parameters command, or  
SDSIZE or SPSIZE on the SYS command, or  
SDL, PSIZE, or GETVIS on the SVA command.

In an environment **without page data set** the processor storage must be large enough to also contain the VIO space. So either decrease the specifications listed above, or decrease any VIO specification. If running under VM, then you may consider to increase the storage of your virtual machine.

**System Action:** The system enters a wait state.

**Programmer Response:** If the message occurred during system startup by ASI, correct the applicable IPL procedure to avoid this message in the future.

**Operator Response:** Report the problem to your system programmer and ask for a corrective action. Start up an operational backup system, if one is available.

---

**0J68I            RSIZE CHANGED TO xxxxxK**

**Explanation:** The sum of all areas allocated for the supervisor, SDAID area, 24-bit SVA, shared partitions, and real partitions is larger than 16MB, or larger than the real storage if the real storage is smaller than 16MB. The size of the area for real partition allocation has been reduced. The value is displayed in number of KB or MB.

**System Action:** The system assumes the displayed value for the real partition area and continues processing.

**Programmer Response:** If the message occurred during system startup by ASI, correct the applicable IPL procedure to avoid this message in the future.

**Operator Response:** Report the message occurrence to your system programmer.

---

**0J69I            ACTUAL SIZE OF PRIVATE AREA IS  
xxxxxxxK**

**Explanation:** The system displays, in number of KB or MB, the size of the private area which is left within an address space after all shared areas are allocated.

The specified PASIZE value may have been increased or

decreased. This occurs for internal system requirements if together the Supervisor, SDAID area, shared partitions, SVA and private area are either smaller than 16MB or larger than 2048MB.

**System Action:** The system continues processing.

**Programmer Response:** None.

**Operator Response:** None.

**0J70A SYSTEM ERROR DURING  
INITIALIZATION OF VIRTUAL SYSTEM.  
RETURN CODE - X'yy'**

**Explanation:** This is a system error. The return code X'yy' indicates the type of system failure.

**System Action:** IPL terminates.

**Programmer Response:** Contact IBM for a search of its known-problems data base.

**Operator Response:** Have the following available for problem determination:

- dump output

**0J711 cuu CANNOT BE ADDED - 128 DEVICES  
OF THE TYPE FBAV ALREADY EXIST**

**Explanation:** You may not add more than 128 devices of the type FBAV.

**System Action:** The system ends processing the command and waits for an IPL command to be entered from the operator console.

**Programmer Response:** If the message occurred during system startup by ASI, correct the applicable IPL procedure to avoid this message in the future.

**Operator Response:** Report the problem to your system programmer and ask for a corrective action. Enter the next IPL command or press END/ENTER to continue processing IPL commands from the original command resource.

**0J72I FORMATTING OF PAGE DATA SET IN  
PROGRESS**

**Explanation:** The page data set is being formatted.

**System Action:** The system continues processing.

**Programmer Response:** None

**Operator Response:** None

**0J73I ACTUAL NUMBER OF USER SDL ENTRIES  
IS xxx**

**Explanation:** For internal system requirements a larger number of user SDL entries is usually allocated than specified by the SDL operand of the SVA command. Therefore, if you need more SDL entries, refer to the decimal number xxx displayed by this message, and increase your SDL specification accordingly.

**System Action:** The system continues processing.

**Programmer Response:** None

**Operator Response:** None

**0J74D SUPERVISOR GENERATED FOR xxx  
DEVICES - yyyyyy DEVICES PRESENT  
DEVICES ADDED AND/OR SENSED:**

CUU RANGE	DEVICE TYPE
cuu	device_type
cuu:cuu	device_type
...	

**ENTER DEL COMMAND FOR DEVICES  
NOT NEEDED**

**Explanation:** The supervisor I/O tables are too small for all devices found operational and/or ADDED to the system. The message displays the actual number of devices, yyyyyy, and the allowed maximum number of devices, xxxx.

The device number yyyyyy may differ from the device number displayed in message 0J47I that may have been issued previously. Any ADDED and DELETED devices are taken into account. In a stand alone environment the system will internally delete all printers and terminals as they are not needed for the initial installation step.

All devices are listed to help identifying the devices that are not needed for the session, and that may be DELETED. The device number is displayed either as a single device number cuu, or as a contiguous device number range, cuu:cuu. The device-type, device\_type, is displayed as it was specified on the ADD command. If no ADD command was given for a device, then the device-type is displayed as it was returned by the device when it was sensed.

**System Action:** The system waits for DEL commands to reduce the number of devices. The message will recur until the number of devices defined to the system does not exceed the number that the supervisor supports.

**Programmer Response:** Correct the applicable ASI procedure, or generate a supervisor to support sufficient I/O devices.

**Operator Response:** Identify the devices you do not need for this session. Use the DEL command to delete devices until the number of devices defined to the system does not exceed xxxx.

The system normally rejects DEL commands for devices which are found operational. In this situation, however, the system will accept DEL commands for operational devices, unless the device is your SYSRES or system console. Take care not to delete any device that is required during this session. It is advisable to delete either all operational devices sharing the same control unit or, in case you have to keep some devices because they are needed in the session, to delete none of the devices sharing the same control unit. Certain interrupts raised for the deleted devices might cause problems for the other devices at the same control unit.

Report this problem to your system programmer.

**0J76I HARDWARE COMPRESSION INITIALIZED  
SOFTWARE COMPRESSION INITIALIZED**

**Explanation:** The system tells you which type of data compression service is available. The system initializes the hardware compression service, if the processor supports data compression. If it does not, then the software will simulate data compression, and the appropriate software service is initialized.

**System Action:** The system continues processing.

**Programmer Response:** None

**Operator Response:** None

**0J77I INVALID IPL LOAD PARAMETER -  
'xxxxxxx'. ASSUMED VALUE - 'yyyyyyyyy'**

**Explanation:** At least one character of the IPL load parameter was invalid. The specified load parameter 'xxxxxxx' and value 'yyyyyyyyy' as assumed by the system are displayed in the message. The system assumes defaults for any incorrectly specified values.

**System Action:** The system continues processing.

**Programmer Response:** None

**Operator Response:** Check the load parameter field at next IPL, and specify the requested value correctly for each position.

---

**0J78D**            **PUB MISSING FOR INTEGRATED  
CONSOLE - SPECIFY ADD COMMAND  
FOR DEVICE TYPE CONS**

**Explanation:** The system requires a PUB for the integrated console, but there was no ADD command given for this device.

**System Action:** The system waits for the operator response.

**Programmer Response:** Correct the applicable IPL procedure to avoid this message in the future.

**Operator Response:** Enter the requested ADD command on the system console. Report the message to your system programmer and ask for a corrective action.

---

**0J79D**            **INVALID DEVICE NUMBER FOR DEVICE  
TYPE CONS: *cuu***

**Explanation:** A real device exists with the indicated device number. The system requires a device number for the CONS device, which is not defined for a physical device.

**System Action:** The system waits for the operator response.

**Programmer Response:** Correct the applicable IPL procedure to avoid this message in the future.

**Operator Response:** Enter the corrected ADD command on the system console. Report the message to your system programmer and ask for a corrective action.

---

**0J80I**            **MAXIMUM NUMBER OF SET ZONEDEF  
COMMANDS EXCEEDED  
— COMMAND IGNORED  
MAXIMUM NUMBER OF SET ZONEBDY  
COMMANDS EXCEEDED  
— COMMAND IGNORED**

**Explanation:** You may specify more than 10 SET ZONEDEF commands, or more than 20 SET ZONEBDY commands. Any surplus commands are ignored.

**System Action:** The system continues processing.

**Programmer Response:** In order to avoid this message in the future, correct the applicable IPL ASI procedure.

**Operator Response:** None.

---

**0J81I**            **ZONE=EAST/hh/mm PREVIOUSLY  
SPECIFIED —  
LAST COMMAND REPLACES EARLIER  
SPECIFICATION  
ZONE=WEST/hh/mm PREVIOUSLY  
SPECIFIED —  
LAST COMMAND REPLACES EARLIER  
SPECIFICATION  
ZONE=ID'zone\_id' PREVIOUSLY  
SPECIFIED —  
LAST COMMAND REPLACES EARLIER  
SPECIFICATION  
DATE=mm/dd/yyyy, CLOCK=hh/mm/ss  
PREVIOUSLY SPECIFIED —  
LAST COMMAND REPLACES EARLIER  
SPECIFICATION**

**Explanation:** The current SET command specifies a zone value (ZONE=) or a zone ID (zone\_id) that has been specified by a previous SET ZONEDEF command. Or the current SET command specifies a time value (DATE=,CLOCK=) that has been specified by a previous SET ZONEBDY command.

The most recent specification overrides previous ones. Time zone definitions and time zone boundaries have to be unique to prevent the system from choosing time zone values randomly.

**System Action:** The system continues processing.

**Programmer Response:** Update the IPL ASI procedure, that the zone id's are specified by a SET ZONEDEF command, are unique.

**Operator Response:** None

---

**0J82D**            **ZONE ID *zone\_id* NOT DEFINED**

**Explanation:** The last SET command specifies a zone ID that has not yet defined to the system.

**System Action:** The system waits for an operator response.

**Programmer Response:** Correct the IPL ASI procedure, that the zone id's are specified by a SET ZONEDEF command, before they are referred to by a SET ZONEBDY or a SET DATE command.

**Operator Response:** If the rejected command is SET DATE, reissue the command by specifying the zone value explicitly by the ZONE= operand. In case of a SET ZONEBDY command you may simply hit enter unless this time zone boundary definition is needed before the next IPL. The command is ignored. If the system needs this definition now, enter first SET ZONEDEF to define the time zone, then repeat SET ZONEBDY to define the zone boundary. In any case inform your system programmer to have the IPL ASI procedure updated accordingly.

---

**0J83I**            **ACTUAL SYSTEM TIME  
ZONE=EAST/hh/mm  
ACTUAL SYSTEM TIME  
ZONE=WEST/hh/mm**

**Explanation:** The system displays the time zone that is active until shut down or until it is explicitly changed by the operator.

The system tries to retrieve the zone value from the following sources in the sequence listed below:

- ZONE specification on the SET DATE comand
- zone from the time zone boundary definitions, as supplied by SET ZONEDEF and SET ZONEBDY commands
- zone retrieved from VM, if the system is running under VM

If the system does not find any zone specifications, then GMT is assumed as local time.

**System Action:** The system continues processing.

**Programmer Response:** If the system time zone does not have the value expected, check the set of SET ZONEDEF and SET ZONEBDY commands and the SET DATE command (if present) in your IPL ASI procedure. Correct them as required.

**Operator Response:** None

---

**0J84I**            **IPL TERMINATED AS REQUESTED**

**Explanation:** The operator responded 'no' to message 0J18D.

**System Action:** The system terminates.

**Programmer Response:** Make sure that all security phases required for the access control function are catalogued into the system library.

**Operator Response:** None.

## 0Pxx=PIOCS Messages

### 0Pxxx Operator and System Information

The message descriptions in this section that refer you to "0Pxxx Operator and System Information" have no "System Action" description. This figure defines the operator and system actions, which depend on the type ("t") and operator ("o") code contained in the message.

The following table lists possible combinations of type ('t') and operator ('o') codes for 0Pxxx messages. Table entries refer to explanatory notes, as applicable.

Type Code (t)	Operator Code (o)		For an Operator Response of			
			RETRY	IGNORE	CANCEL	END/ENTER
A	—	Note 1.	Invalid	Invalid	Invalid	Invalid
I	P	Note 2.	Invalid	Invalid	Invalid	Invalid
I	C	Note 3.	Invalid	Invalid	Invalid	Invalid
I	I	Note 4.	Invalid	Invalid	Invalid	Invalid
I	R	Note 5.	Invalid	Invalid	Invalid	Invalid
D	I		Invalid	Note 6.	Note 6.	Invalid
D	IR		Notes 6, 7.	Note 6.	Note 6.	Note 7.
D	R	Note 4.	Notes 6, 7.	Invalid	Note 6.	Note 7.

#### Notes:

1. Perform the recovery procedure appropriate for the error condition, and make the device ready. If this is unsuccessful, use CANCEL *cuu* as described in the manual *z/VSE Operation*.
2. The error is posted to the program and processing continues. The task may request a CANCEL due to the posted error.
3. The job is canceled.
4. The error occurred after the requesting task had been posted, thus the task is missing this error information. No recovery action is initiated.
5. The operation causing the error is retried.
6. System actions depend on the task and processing options set in the CCB (or IORB). A reply of IGNORE causes the error to be ignored; the error data is posted to the program, and processing continues. IGNORE may leave destructed data. A reply of CANCEL will either cause the task to be canceled or a Disaster Error will be posted to the task.
7. A reply of RETRY or END/ENTER causes the operation to be retried.

#### CAUTION:

**To prevent physical damage to other drives or disk volumes when you exchange disks to test for the cause of a disk I/O error, be sure that no read/write head damage occurred.**

**Additional Machine Information:** For most 0Pxxx messages, more machine information prints immediately following. Below you see an example of this information, and the information fields are listed and explained.

**Example:** BG 0P15D R SEEK CHECK SYS011=132  
 CCSW=3110007A100E000005 CCB=0079C0 SK=0000015C000E  
 SNS=00080040

This message occurred in cylinder X'015C' (which is 348 decimal) and in head X'000E' (which is 14 decimal).

**SYS $xxx=nnn$** 

$xxx$  is the logical unit, and  $nnn$  the  $cuu$  address of the involved I/O device. If the CCB (or IORB) is not accessible, the system prints SYSXXX. The system prints SYSCTL or SYSLIB when it either dynamically assigns a logical unit to execute an I/O command, or when it uses physical addressing.

**CCSW=channel status word**

A hexadecimal character string whose first two characters are the command code of the failing CCW. These characters are 00 if the CCW address is no longer accessible. If the CCW address in the CSW is 0 and the CCB address is not 0, then the error occurred in a CCW that was pre-chained to the user's channel program by the supervisor.

**CCB=command control block address**

The hexadecimal address of the affected CCB or IORB in the affected program. This value is zero if no address is available due to the task having been posted.

**SK=seek address**

The hexadecimal seek address in the form 0000CCCCHHHH of the track where the error occurred if a CKD disk device was involved. This value is unpredictable if no CCB (or IORB) is available. In the seek address CCCC represents the cylinders number and HHHH the head number.

**SNS=sense-bytes**

The (hexadecimal) sense information returned by the erroneous device in case a unit check occurred. No bytes are shown if no sense information was present at the time of the error. The number of sense bytes varies according to the device type.

For a virtual disk, bytes 22 and 23 may display a fault symptom code. These codes are described in the appendix section of the *VSE/ESA Extended Addressability* manual.

**PAGE=page count**

The IBM 3800 page backup count, the decimal equivalent of the values in sense bytes 20 and 21, indicating how many pages the system must back up to recover all pages in the page buffer, on the drum, and in the paper line between the transfer and fuser stations. Each full page from the system increases this count by 1. As the last copy of a page passes the fuser, the count decreases by 1. Increase this count by the number of pages to be recovered (for example those that might wrap around the hot roll).

**PBN=physical block number**

Gives the 4-byte hexadecimal number of the block causing the error on an FBA disk device. This value is zeros if no block number can be retrieved.

---

**0P02I          INVAL ATTH**

**Explanation:** A link causing a possible invalid attachment to the ESCON Director has been detected:

- Sense bytes 11 and 12 identify the port which has the invalid attachment.
- An invalid attachment is not an ESCON Director error condition.
- The most likely cause of an invalid attachment is either an incorrectly placed cable or a missing dedicated connection.
- For more detailed information, refer to the ESCON Director publications.

**System Action:** None

**Programmer Response:** None.

**Operator Response:** None.

---

**0P03I          o DEV IN USE**

**Explanation:** VSE has attempted to access a tape device which is presently in use by another host. The other host has the device assigned so that the device will not allow most kinds of access by any other host. Therefore, VSE's I/O has failed.

**Programmer Response:** None.

**Operator Response:** Wait until the other system has UNASSIGNED the device. The system may automatically unassign the device when it is finished, or the operator of the other system may have to issue an operator command to the device. For example, if the other system is VM, that operator may have to issue a DETACH or VARY OFF command. If the other system is MVS, that operator may have to issue a VARY OFF command. If the other system is VSE, that operator must issue the OFFLINE Attention Routine command on that system to have it unassign the device.



After the other system has thus unassigned the device, repeat the function that failed on VSE.

You can assign the device for VSE with the ONLINE Attention Routine command. If the ONLINE command succeeds (meaning no other host has the device assigned), VSE has assigned the device to itself so that a future I/O will succeed without interference from another host. In case the ONLINE command has not been issued, VSE will automatically assign the device on the first user's EXCP attempt.

Note that older tape devices do not have an assign/unassign function, so it must be manually ensured that no two systems try to use the device at the same time.

**0P04I**            *o* PATH FENCE

**Explanation:** One of the internal data transfer paths of the tape or disk subsystem had to be removed from service (fenced) due to internal errors. Doing so avoids future problems, but degrades performance and may make some data unavailable.

This is an informational message only. No I/O has failed and no data has been lost.

**Programmer Response:** Schedule service for the subsystem indicated in the message.

**Operator Response:** If possible, reduce usage of the subsystem indicated in the message until it is serviced.

**0P05t**            *o* OPER INFO

**Explanation:** The message informs the operator of an unusual operating condition on the indicated device.

**Programmer Response:** None.

**Operator Response:** See "0Pxxx Operator and System Information" on page 34. See the related device system reference manual together with the sense bytes for further information about the problem and its impact.

**0P06t**            *o* IML REQD

**Explanation:** A microcode error occurred on the affected device.

**Programmer Response:** None.

**Operator Response:** Do an initial microcode load for the affected device and make the device ready.

If the device is a printer, verify that the last few pages were printed correctly.

Use the PRESTART command if the involved printer was used for printing output that was spooled by VSE/POWER.

**0P07t**            *o* OPER VERIFY

**Explanation:** An internal error occurred on the affected device.

**Programmer Response:** None.

**Operator Response:** Take note of the sense data displayed by the system.

If the device is a printer, verify that the last few output lines were printed correctly. Refer to your device operating procedures for the action to be taken.

Use the PRESTART command if the involved printer was used for printing output that was spooled by VSE/POWER.

**0P08t**            *o* INTERV REQ

**Explanation:** The device indicated by the additional information is not ready.

**Programmer Response:** If the message is for an IBM 3800 and bit 7 of sense byte 2 is on, a line overrun occurred.

**Operator Response:** Ready the device, or issue the ONLINE operator command to ready the device.

Depending on the device type requiring intervention, do one of the following respectively:

- **card reader** – if an empty hopper of a card reader is the cause, place new cards into the hopper and ready the device.
- **printer** – if a forms check on a printer (other than IBM 3800) is the cause, advance the form before you make the printer ready; this avoids overprinting.

**Note:** For a printer controlled by VM, the spool file may be full.

Additionally, for the **IBM 3800**, check the sense (SNS=...) information. If bit 7 of byte 2 is on, the 3800 displays the status code X'72' (sense byte 4); a line-overrun condition exists. Do the following:

1. Cancel the job.
2. Press CANCEL on the printer to clear the buffer.
3. Press RESET.
4. Press PRINTER READY.

If bit 4 of byte 3 is on, a paper jam occurred. The data in the page buffer is reset. Do the following:

1. Clear the jam condition and make the printer ready.
2. Respond with either of the following:
  - IGNORE, and plainly mark the output data to show where the error occurred.
  - CANCEL, which cancels the job.

If VSE/POWER operates the 3800, it also issues a message that allows you to specify the number of pages to be backed up before the job continues.

For a status code other than X'72', take the proper action to clear the condition and then do the following:

- For status codes 00 through 0F, press PRINTER READY.
- For status codes greater than 0F, press RESET, then PRINTER READY.

**0P09I**            *o* BUSOUT CHK

**Explanation:** The device has detected an unrecoverable error in the communications between the host and the device on the channel. This could be a simple parity error, a more complex error, or a violation of the communication protocol.

**Programmer Response:** None.

**Operator Response:** You may be able to rerun a cancelled job successfully. On newer equipment, the equipment probably needs to be repaired.

**0P10t**            *o* EQUIP CHK

**Explanation:** An Equipment Check has occurred. A device has detected that it is not working normally, either due to an internal failure or an environmental problem, like a broken tape. therefore, the device is unable to perform the requested I/O operation.

For a virtual disk, this message indicates an I/O error on the page data set where the data space for this virtual disk resides.

**Programmer Response:** If the job was canceled, rerun it. If the error persists, contact IBM.

**Operator Response:** See "0Pxxx Operator and System Information" on page 34. If the additional information refers to a tape with sense byte 3 set to X'04', then do not respond by a RETRY or END/ENTER reply; instead, power off the tape unit and rewind the tape manually to save data stored on the tape. To restart the job that was interrupted by a failure of the tape, press the RESET and REWIND buttons.

---

**0P11t**      o DATA CHECK

**Explanation:** One of the following:

1. A data check.
2. Tape inoperative with mode setting.
3. For a forms-skip operation on a PRT1 printer, the system could not find the applicable channel character in the FCB. This condition is indicated by X'0810' in sense bytes 0 and 1.
4. The device is a PRT1 printer that uses a DUCT table, and this table is incorrect.
5. An unprintable character was encountered for printing on a UCS printer, and the buffer was loaded without the BLOCK or NOCHK operand specified.
6. SYSIN is assigned to a tape and EOF is reached, and the operator erroneously presses END/ENTER to continue.
7. The device is a 3800 printer and:
  - The system sent to the printer an unprintable character or multiple characters (in one print position), and data checks are unblocked.
  - The requested channel code does not match a channel code in the FCB.
  - No translate table is available.
8. The device is a 3895, and data in the WRITE record may be invalid.
9. After a RSTRT statement, the system encountered end of tape before it could find the checkpoint specified on that statement.

**Programmer Response:** If the job was canceled, rerun it. If the error persists, contact IBM.

If the cause as given under Explanation above is:

- 1: Applies only if the device in error is a disk - A permanent read error has occurred which may have been caused by a temporary write error. Try to rewrite data on the track (or block) and reread it. If unsuccessful, have an alternate track assigned to continue processing. Consider copying the data on the affected disk volume onto a new volume or another EXTENT.
- 2: For 7- track tape only - Check that the mode setting for reading the tape matches the mode setting used when creating the tape. Make corrections as necessary and rerun the job.
- 3: Verify that the correct FCB image phase name was used for loading the FCB. An FCB image phase for a PRT1 printer must contain a channel 1 character, for example.
- 4 or 5: Check the buffer image that was loaded into the printer's universal character-set buffer (UCB). Make corrections as necessary.
- 7: If the job was canceled, examine sense byte 1.

If bit 0 = 1, an unprintable character was encountered; either the data transferred for printing

was wrong or the character arrangement table has X'FF' specified for the EBCDIC value of that data. Change the data or the table, or specify blocking of the data check.

If bit 2 = 1, the translate table is not available. Find out which character arrangement tables were requested using the CHARS operand and which translate tables are required for the data.

If bit 3 = 1, the requested channel code does not match a channel code in the FCB. Check your FCB image phase.

If bit 4 = 1, the system transferred multiple characters for printing in one print position. Either change the data or specify blocking of the data check; the character will print as a blank if you specify blocking.

**Note:** The line printed last is the last one assembled in the buffer and not the line in error. The error may not show up until several pages have been printed. This number depends on the size of the pages in the buffer and the size of the buffer.

Make corrections as necessary and rerun the job.  
**8:** Rerun the failing job.

- 9:** If the operator was unable to handle the situation, check that
- The checkpoint number on the RSTRT statement is correct.
  - The job name is the same as that used when the checkpoint was taken.
  - The file containing the checkpoint records was properly closed.

**Operator Response:** See "0Pxxx Operator and System Information" on page 34. If the cause is:

- 1:** Applies if the device is a disk with removable volumes - You can use the volume swap method to find out whether the volume or the drive caused the error.

**CAUTION:**

**If there has been a head-crash, this error could be propagated when you use the error volume on a good drive or a good volume on the error drive.**

Applies if the device is tape - Isolate the problem by using the affected tape reel on a different drive or vice versa; run EREP and have the program's output available for volume statistics.

- 2 or 3:** Cancel the job and report the message to your programmer.
- 5:** None. The system ignores the error; the line printed last may be faulty.
- 6:** Enter IGNORE followed by CLOSE SYSIN,*cuu* to close the SYSIN file. Then reassign SYSIN to another system input device in accordance with your location's procedures.
- 7:** Reply either of the following:
- CANCEL if in sense byte 1 bit 2 or bit 3 is set to 1. Report the message to your programmer.
  - IGNORE or CANCEL if in sense byte 1 bit 0 is set to 1 (unprintable character or multiple characters). If you reply IGNORE, place a mask on one of the exposed sheets; be careful to avoid smearing any

## 0P12t • 0P17t

printing not yet fused. Report the message to your programmer if you reply CANCEL.

- 9: Check for the following or else cancel the job and report the message to your programmer:
- SYSxxx is properly assigned.
  - The tape is properly positioned (to the beginning of the checkpoint file or to the beginning of the data file containing the checkpoint).
  - The correct volume is mounted on the device assigned to SYSxxx.

---

### 0P12t           o VERIFY CHK

**Explanation:** A data check occurred while the system was executing a verify operation. This is probably a hardware error. (See also message 0P11).

**Programmer Response:** If the job was canceled, rerun it. If the error persists, contact IBM.

**Operator Response:** See "0Pxxx Operator and System Information" on page 34. If the problem recurs, then:

1. Issue the ROD command.
2. Execute EREP. See Figure 1 on page 14.
3. Report the message to your programmer and have the EREP output tape available.

---

### 0P13I           o END OF VOL

**Explanation:** A program has encountered the physical end of the medium while processing a magnetic tape. This can happen when writing if the volume is full, or when reading or spacing beyond the end of recorded data. VSE does not always issue this message in these cases; it may issue another message instead, depending on the device and the data recorded on the medium.

**Programmer Response:** To avoid this problem when writing, stop writing after you get the early warning indication (Unit Exception returned in the CCB for a Write operation), or as soon after that as possible.

To avoid this problem when reading, ensure that when you create the tape there are sufficient tape marks or other indications to mark the end of recorded data for the program reading the tape.

**Operator Response:** None.

---

### 0P14t           o OVERRUN

**Explanation:** A device overrun occurred. This is probably a hardware error.

**Programmer Response:** Check the channel program for data chaining. The affected device may require special considerations. Data chaining within records on CKD devices most likely causes overruns and such programs must be recoded. If the problem recurs, call your IBM support representative.

**Operator Response:** See "0Pxxx Operator and System Information" on page 34 .

---

### 0P15t           o SEEK CHECK

**Explanation:** Either of the following:

- The access mechanism has failed to position properly.
- A home-address compare failed after automatic head switching on a multitrack operation.

This is probably a device error.

**Programmer Response:** Review any EREP output and, if necessary, call your IBM support representative.

**Operator Response:** See "0Pxxx Operator and System

Information" on page 34. If you must rerun the job and the affected disk volume is removable, use a different drive.

#### CAUTION:

**To prevent physical damage to other drives or disk volumes when you exchange disks to test for the cause of a disk I/O error, be sure that no read/write head damage occurred.**

If the problem recurs issue the ROD command, run EREP (see Figure 1 on page 14 ), and save the output. Report the message (and your findings, if appropriate) to your programmer.

---

### 0P17t           o FILE PROT

**Explanation:** One of the following occurred:

- For a TPA tape device, this error condition may be caused by a user program that is using supervisor channel commands or that is trying to modify a protected device control field in the control unit.
- For a tape device, VSE tried to write to a tape volume which is write-protected, either with the physical write protect device on the volume or by a programmed (logical) write protection. On half-inch reels the write protect device is the write ring, while on a cartridge it is the write protect switch. A volume can be logically write protected only if a user program issued EXCP I/O to write protect it, and such write protection only lasts while the volume is mounted.

If the message is 0P17A VSE has unloaded the volume and the operator can correct the problem, remount the device and continue. If it is 0P17I this is not possible because VSE could not guarantee proper continuation of the job with the new mount.

- For a disk drive, the cause may be any of those listed below:
  - An invalid set-file-mask or define-extent command.
  - An invalid seek or locate operation.
  - If the system operates with DASD file protection, an attempt to write into the system residence file.
- For a virtual disk, the cause may be an invalid define extent or locate command.

**Programmer Response:** Check for programming errors such as:

- A channel operation (write or seek, for example) is requested which violates the file mask setting.
- An invalid CCW command or command sequence in your channel program.

To check for these conditions, rerun the job with // OPTION DUMP to obtain a dump. Inspect the affected channel program when the failure occurs. The address of the CCW chain is contained in bytes 9 through 11 of the CCB (or IORB) referred to in the message. This is most likely a programming error.

**Operator Response:** See "0Pxxx Operator and System Information" on page 34. If the message refers to a tape device, check if the correct volume has been mounted and if it was supposed to be write protected. Mount the correct volume with the ring in or write protect switch active. If the message is 0P17A, when you ready the device the job will continue. If it is 0P17I you will have to restart the job or repeat the operation.



---

**0P18t**      *o* **COMM REJECT**

**Explanation:** The device received a command it cannot handle.

Examples of reasons for the message are:

- A CCW contained a command code which is not valid on the device. (This could be an invalid control character for UR devices.)
- The command sequence was invalid for this device.
- For a tape device, a MODESET command requested a mode or recording format which is not available on the device.
- For an FBA disk: the specifications in the define-extent CCW and locate CCW do not match or do not allow the next operation to be executed.
- For an IBM 3895: invalid data may have been encountered.
- An attempt was made to write onto a write-inhibited disk volume.
- An attempt was made to write a home address or data with mask off.
- An invalid seek attempt caused, perhaps, by the output extent being too small.
- The system, while writing into a sequential disk file, encountered the end of the last extent of this file.

**Programmer Response:** Check the command sequence in your source program. If this sequence is correct, check the operation codes in the affected channel program. This channel program is pointed to by the address in bytes 9 through 11 of the CCB (or IORB) referred to in the message. Given below are some of the possible programming errors:

- A write command was given for a file-protected tape volume.
- A write command was given for a disk device without a preceding search command.
- Two successive reads were given for an IBM 2540 without a feed request in between.

Ensure that the device is added properly at IPL time.

**Operator Response:** See "0Pxxx Operator and System Information" on page 34. Report the message to your programmer.

---

**0P19t**      *o* **UNDET ERR**

**Explanation:** One of the following occurred:

- A unit check with invalid sense bytes has occurred.
- If the affected device is a disk and bit 3 of sense byte 2 is set on, an unrecoverable I/O error has occurred together with a counter overflow.

This is probably a hardware error.

**Programmer Response:** If the job was canceled, rerun it. If the affected device is a 1403 printer with the UCS feature, the device may have been defined (by an ADD command) as 1403 rather than 1403U. If the error persists, have your operator issue the ROD command, execute EREP, and hold that program's output available. Contact IBM. As a temporary solution, try to bypass the error condition by using a different device or volume, whichever applies.

**Operator Response:** See "0Pxxx Operator and System Information" on page 34. Enter RETRY if this is possible and check whether the message occurs again. If the job is canceled and a disk drive with removable volumes is involved, you can try the volume swap method to find out whether the drive or the volume caused the error.

**CAUTION:**

If there has been a head-crash, this error could be propagated when you use the error volume on a good drive or a good volume on the error drive.

---

**0P20t**      *o* **RECOVY ERR**

**Explanation:** VSE was unable to execute normal error recovery procedures. The system encountered the error condition during device recovery. Possible causes include:

- A program page needed for error recovery is not in storage.
- An I/O error occurred during an operation that was started by an error-recovery routine.

If this message occurs during tape error recovery (but not during OPEN processing) the status and sense information shows the error that caused the tape-error recovery procedure to be started. If the message occurs while tape recovery was needed for OPEN processing, the status and sense information may show a second failure. This is probably a device error.

**Programmer Response:** Check your program for a PFREE macro issued too early when using EXCP without CCW translation by the system. If the message recurs, contact IBM.

**Operator Response:** See "0Pxxx Operator and System Information" on page 34. If the affected device is a disk drive with removable volumes, you can try the volume swap method to find out whether the drive or the volume caused the error.

**CAUTION:**

If there has been a head-crash, this error could be propagated when you use the error volume on a good drive or a good volume on the error drive. Report the message to your programmer.

---

**0P22t**      *o* **TRACK FMT**

**Explanation:** On a CKD device, VSE tried to write a track in an invalid format or the device detected an invalid track format during a track access. This is caused by one of the following:

- A user program tried to add a record to a track that is already full.
- A search key operation found a partial record at the end of a track which was created when a user program previously tried to add a record to a track that was already full.
- A user program tried to update the key or data area of an existing record and supplied more data than will fit in the area.
- On a cached device, VSE previously wrote a track which the device placed in the cache, and the device later found that the track will not fit on the medium. In this case, the CCB and CCSW fields in the message do not apply to the I/O which caused the problem, but to the I/O which was being performed when the device reported the condition.

The user program has been informed, via the CCB, of this error, and the I/O is considered complete, except in the case of the cached track. In that case, VSE has retried the I/O which caused this notification, so that the notification has no effect on it.

**Programmer Response:** If there is a partial record at the end of the track, erase the record using an Erase CCW.

**Operator Response:** See "0Pxxx Operator and System Information" on page 34 .

---

**0P23t**            *o* UNSUP FUNC

**Explanation:** A function was used on the device or the device is being used in a mode not supported by VSE. For example:

- A 3480 tape device is being used by a VSE system and another system at the same time.
- A user program used a function not supported by VSE.

**Programmer Response:** Correct your program as required or, if a system program is involved, report the message to IBM.

**Operator Response:** See "0Pxxx Operator and System Information" on page 34. Report the message to your programmer.

---

**0P24t**            *o* PROG CHECK

**Explanation:** Channel program check. A programming error was detected by the channel.

**Programmer Response:** See "0Pxxx Operator and System Information" on page 34. Look for one of the following programming errors:

- The first CCW is not on doubleword boundary.
- The CCW addressed in a TIC (transfer-in-channel) is not on doubleword boundary.
- The first CCW address, or the CCW address contained in a TIC, is invalid.
- The failing CCW command code is X'00'. This may be caused by an invalid control character if your program specified control characters for unit-record I/O. The first byte of the displayed CCSW field contains X'00' in this case.
- The data count of a CCW, other than a TIC, is zero.
- The data address, or the data address plus the count, is outside processor storage or has been TFREED too early.
- Bits 38 and 39 of a CCW, other than a TIC, are not zero.
- The first CCW in a chain is a TIC, or one TIC points to another TIC.
- Data chaining is used, and the device type is an IBM 8809.

Refer to the publication *ESA/370 Principles of Operation, SA22-7200* or *ESA/390 Principles of Operation, SA22-7201* depending on the processor you are using, for a detailed list of program checks. Make the necessary corrections and rerun the job.

**Operator Response:** See "0Pxxx Operator and System Information" on page 34.

---

**0P25t**            *o* PROT CHECK

**Explanation:** Channel protection check. A user-specified read command attempted to read into an address space outside the user area.

**Programmer Response:**

1. Rerun the job with // OPTION DUMP to obtain a system dump when the error occurs.
2. Obtain the CCW address by subtracting 8 from the address given in CCSW=channel-status-word in this message.
3. Get the data address from bytes 1-3 of the CCW and add the count (bytes 6-7 of the CCW) to that address.
4. From the value obtained in the preceding step, subtract the residual count (which is the last four digits of the displayed channel status word).
5. Compare the start and end addresses with the partition allocations listed in the storage map.

If any of these addresses is outside partition boundaries, then do either of the following:

- Reallocate storage to your partitions.
- Change your program such that it fits into the partition with its existing boundaries.

**Operator Response:** See "0Pxxx Operator and System Information" on page 34. Execute the MAP command. Report the message to your programmer.

---

**0P26t**            *o* INVALID SEEK

**Explanation:** One of the following:

- The specified seek address is invalid for the affected device type.
- A file has been closed and an attempt is made to access this file.
- The affected program has been canceled with message 4440t. The AB routine received control, and an attempt is made to write into an unexpired file. This write operation normally is an end-of-file mark generated by the close routine. To protect the unexpired file, the file mark is not written and, as a result, the file is not closed.

**Programmer Response:** Check for the following, whichever is appropriate

- Correct assignments for the execution of the program. If the assignment for the affected device was correct, rerun the job with // OPTION DUMP to obtain a system dump when the failure occurs. Check the type of the device that is being accessed.
- Overlay in processor storage within your access routines.
- Invalid upper and lower limits used by the DASD seek routine.
- Generation of an invalid seek address.
- I/O requests after the CLOSE for the affected file.
- Correct extent definitions: run (or have the operator run) the LVTOC program to obtain a listing of defined extents.
- Your program to ensure that, after having opened the file, it also closes this file. A file that is not closed has no EOF (end of file) mark and should be rebuilt with larger extents.

Make the necessary corrections and rerun the job. If the problem recurs, consider contacting IBM for a search of its known-problems data base. For error information that should be collected and held available, see the publication *z/VSE Guide for Solving Problems*.

**Operator Response:** See "0Pxxx Operator and System Information" on page 34. Report this message to your programmer.

---

**0P27t**            *o* UNKNWN DEV

**Explanation:** This message is issued whenever a unit check is encountered for a device which is exclusively controlled by a subsystem (VTAM / BTAM-ES). This subsystem is not yet or not any more able to handle that error properly.

One of the following occurred:

1. The message refers to a device accessed under control of BTAM-ES or VTAM) - The telecommunication access method cannot now handle I/O requests for the device. For example, if the message occurs shortly after VTAM was started and affects the partition in which that access method runs, then the message indicates normal progress of the VTAM start-up processing.
2. Following a unit check - Error recovery was attempted on an unsupported device.

**Programmer Response:**

For cause 1 - Find out why the job was canceled. Take appropriate corrective action, and rerun the job.

For cause 2 - Use the user-exit options in LIOCS and PIOCS to accept errors on unsupported devices.

**Operator Response:** See "0Pxxx Operator and System Information" on page 34.

---

**0P28t**            **CHAN DTCHK**

**Explanation:** Channel Data check. This is probably a hardware error.

**Programmer Response:** If the job was canceled, rerun it. If the error persists, contact IBM.

**Operator Response:** See "0Pxxx Operator and System Information" on page 34. If the problem recurs, retrieve log information by executing the log-information retrieval function as described in your computer system's *Problem Analysis Guide* or equivalent of your processor. Have the information you collected available and report the message to your programmer. For information how to execute the log-analysis display, see *z/VSE Diagnosis Tools*.

---

**0P29t**            *o* **AT LOADPT**

**Explanation:** A tape was positioned at load point, while an operation was received that caused the tape to move backwards.

**Programmer Response:** Check for a command sequence that would cause backward motion while the tape is at load point. Make corrections as necessary and rerun the job. If the error recurs, contact IBM for a search of its known-problems data base.

**Operator Response:** See "0Pxxx Operator and System Information" on page 34 .

---

**0P30t**            *o* **CONVRT CHK**

**Explanation:** Data converter check on tape. An error that occurs if, for example, a tape is read with the data-conversion feature on, but was created with that feature off.

**Programmer Response:** Correct the mode set command or the mode setting in the ASSGN statement and rerun the job.

**Operator Response:** See "0Pxxx Operator and System Information" on page 34 .

---

**0P31t**            *o* **DVC NOT OP**

**Explanation:** The indicated I/O device is not operational. This is indicated by X'FE' in the channel status byte in the CSW (at location X'45').

**Programmer Response:** If the job was canceled, rerun it. If the error persists, contact IBM.

**Operator Response:** See "0Pxxx Operator and System Information" on page 34. Check the following:

- The affected device is online and ready.
- The meter switches are on at both the device and its control unit.

After the device has been made ready, issue the ONLINE command to ensure that the system retries the I/O operation. If this message occurs during IPL, a re-IPL is necessary. If you are unable to make the device operational you must terminate the I/O operation with the CANCEL *cuu* command.

---

**0P32I**            *o* **NON COMPAT**

**Explanation:** A job attempted either:

- to read a magnetic tape which was not written in a format that the device on which it is mounted is capable of reading, or
- to write a magnetic tape in a format which the device is not capable of writing, or
- to access a magnetic tape that is not supported by the device where it is mounted.

The following are examples of errors that cause this message:

- The job attempts to access a volume mounted on a TPA tape device and the medium is not supported by the device.
- The job attempts to access a volume mounted on a TPA tape device and the volume is not formatted or the format is unknown or unsupported.
- The job attempts to append a block to a volume which is recorded in a 3480 format. The device can read 3480 formats, but can write only the 3490 formats, so it cannot append to the volume.
- The job attempts to read a blank tape.
- The job (on some devices) attempts to read blank tape following the the data on the tape, possibly because tape marks are missing.
- The job attempts to read a tape which is written in GCR (6250 bpi) format with a device that can read only PE (1600 bpi) tapes.
- The job attempts to read a block on a 3480 cartridge which is in 3480 Compacted format, but the device does not have IDRC (Improved Data Recording Capability).
- The job attempts to read a block which is larger than the maximum that the device can read (for example, the 9348 has a 64KB maximum block size).
- The job attempts to write a block which is larger than the maximum the device can write (for example, the 9348 has a 64KB maximum block size).
- The job attempts to process a volume which contains too much tape. Some devices will not attempt to process volumes of this kind because the volume or the device can be damaged.
- The job attempts to write a block to a TPA device, but this block is shorter or longer than accepted for the currently mounted medium.
- On a 3420, the beginning of the medium is degraded such that the device is unable to read the format identification information and set its amplifiers in order to read the rest of the tape.

**Note:** This message indicates that an actual read or write failed. In some cases, an error arises when a job selects a format for future reading or writing, and the message for that error would be different.

**System Action:** The I/O has failed and the tape has not moved. Nothing has been written on the tape or read into storage. If the message type is 'A', the system has unloaded the volume and placed the device in an intervention required state.

**Programmer Response:** If the device indicated in the message is a TPA tape device and the volume is not formatted, run INITTAPE to format the volume.

In all other cases, contact IBM, if the error persists.

**Operator Response:**

- Ensure that the correct tape volume is mounted.
- If the system has unloaded the volume and there is another volume that the job can use with the device, mount the replacement volume. The system will try again with the new volume. If there is no replacement volume, use the CANCEL command to cancel the intervention required condition.
- Move the tape to a device which is capable of reading or writing the format the job requires and start over.
- If such a device is not available, contact your system programmer.

---

**0P33t**      *o* UCB PARITY

**Explanation:** A parity error occurred in (one of) the print buffer(s) on the indicated device. If the device is a PRT1 printer, then:

- The UCB is in error if byte 1 of SNS=sense-information is X'80'.
- The FCB is in error if byte 1 of SNS=sense-information is X'10'.
- Both buffers are in error if byte 1 of SNS=sense-information is X'90'.

This is probably a device error.

**Programmer Response:** If the job was canceled, rerun it. If the error persists, contact IBM.

**Operator Response:** See "0Pxxx Operator and System Information" on page 34. Reload the affected print buffer(s) before the printer is used by the system. If the device is a PRT1 printer and byte 1 of the sense information contains a value other than as shown above, the printer may operate at a slower speed. If you have to cancel the job, report the message to your programmer.

---

**0P34t**      *o* NO BATCHNO SYSCTL=*nnn*  
                  CCSW=*nnn.nnn* SNS=*nnn.nnn*

**Explanation:** A batch numbering update request was issued, and the batch numbering device on the IBM 1419 is turned off.

**Programmer Response:** None.

**Operator Response:** See "0Pxxx Operator and System Information" on page 34.

---

**0P35t**      *o* NON RECOV

**Explanation:** Processing could not be completed for the currently processed document.

**Programmer Response:** None.

**Operator Response:** See "0Pxxx Operator and System Information" on page 34. To have processing continue, reload the document and set the device to ready state.

---

**0P36t**      *o* NO REC FND

**Explanation:** For a disk device:

An I/O request attempted to access a record on a track and no record with the requested key or record ID is on the track. The track may have an invalid format for the program which requested the I/O or the program may be searching for the wrong ID or key. The program may be accessing the wrong track.

For a tape device:

An I/O request attempted to read beyond the end of recorded data on the volume, or attempted to perform a direct locate to a block and no block with the specified logical block number exists on the volume.

The tape may be missing tape marks at the end. Two tape marks usually identify the end of recorded data and tell the program not to try to read any further.

The wrong volume may be mounted.

**Programmer Response:** If the device is a disk device: Run the LSERV program and check the extent information or check the DLBL and EXTENT statements in the job which requested the I/O. The seek address displayed in the message should fall within the extents for the file.

DITTO may be of use in determining what is on the track. The seek address in the message identifies the track on which the record was expected to lie.

If the device is a tape device:

Verify that the program is properly determining when there is no more data on the volume and that the program that created the volume is properly indicating the end of recorded data.

**Operator Response:** If the device is a tape device:

Verify that the correct volume is mounted.

If the correct volume is not mounted, rerun the job with the correct volume.

If the device is a disk device, there is no operator response necessary.

---

**0P37t**      *o* DISEN FAIL

**Explanation:** The disengage command was not executed because the photo cell at detection station 2 (for an IBM 1419) or B (for an IBM 1259) is inoperative. This is probably a hardware error.

**Programmer Response:** If the job was canceled, rerun it.

**Operator Response:** See "0Pxxx Operator and System Information" on page 34.

To clear the error condition:

1. Clean the affected photo cell.
2. Reload the reader.
3. Press SINGLE CARD, then press START.

---

**0P38t**      *o* INVAL FONT

**Explanation:** Bits 2 through 5 of byte 4 of the format control word specify an invalid font.

**Programmer Response:** Check byte 4 of the format control word for a valid font specification. Make the necessary correction and rerun the job.

**Operator Response:** See "0Pxxx Operator and System Information" on page 34.

Else, report the message to your programmer.

---

**0P39t**      *o* BAD VOLUME

**Explanation:** VSE was unable to read the first block on the tape. VSE has unloaded the tape and is waiting for the operator to mount a new one, after which VSE will continue.

**Operator Response:** If the tape is being written (output or work tape), mount a different tape. If the tape is an input tape, mount the reel on a different drive and rerun the job after the current job has been canceled. See "0Pxxx Operator and System Information" on page 34 .

---

**0P40t**      *o* BROKN TAPE

**Explanation:** The indicated device, a tape drive, lost tape tension.

**Programmer Response:** If the problem is reported to you by your operator, contact IBM.

**Operator Response:** See "0Pxxx Operator and System Information" on page 34. If the problem persists, report the message to your programmer.

---



---

**0P41t**            *o* **LOAD CHECK**

**Explanation:** An error occurred while an attempt was made to load a PRT1 printer's FCB or UCB or an IBM 3800 print buffer.

**Programmer Response:** If the message is reported to you as a possible hardware error, call IBM. If the message is reported as a possible software error, then:

- For a PRT1 printer - Check the applicable buffer-image phase for errors: the FCB length must match the forms length.
- For the IBM 3800 - If the error involves an FCB, verify that the correct FCB name was specified. Check sense bytes 1 and 2, which indicate the load check conditions if an FCB is not involved (bytes 22 and 23 contain the offset from the beginning of the load data to the data that may be incorrect).

Make corrections as necessary and rerun the job.

**Operator Response:** See "0Pxxx Operator and System Information" on page 34. For a PRT1 printer, reload the buffer; use a buffer-image phase which you know to be OK. If this second attempt fails, report the message as a possible hardware error; issue the DVCDN command for the printer so that the system can continue operation. If the second attempt was successful, report the message as a possible software error.

For a 3800 printer, if the error involves an FCB image loaded from the console, verify that the correct FCB image phase was specified. If the specified name was correct or the error was not an FCB-type error, report the message to your programmer.

---

**0P42t**            *o* **DSE FAILED**

**Explanation:** The requested data security erase (DSE) operation failed: DSE ended before a reflective tape mark could be read.

**Programmer Response:** If the problem recurs, contact IBM for a search of its known-problems data base.

**Operator Response:** See "0Pxxx Operator and System Information" on page 34. To retry this data security erase, restore the file to the position where the operation was initiated, and reissue the command.

---

**0P43I**            *o* **TAPEVOL CH**

**Explanation:** Depending on the type of tape device to which this message applies, it indicates one of the following has occurred:

- The device has become ready while a file was open on the unit (indicating the volume may have been changed or repositioned by an operator).
- The device has been unloaded or rewound using manual controls on the device, the volume was not positioned to Beginning of Tape (BOT) at the time, and there was a file open on the unit at the time.

However, one of the above happening does not guarantee that VSE will issue this message. The type of device and a number of conditions affect whether or not VSE issues this message.

VSE cancels the job which had the file open.

**Programmer Response:** If a job must be rerun because the operator manually unloaded a tape while the file was still open, you may be able to reduce the risk of this happening again by unloading the tape when you close the file (under

program control), rather than having manual unloading be part of normal operational procedure.

**Operator Response:** Verify that the currently mounted volume is the correct one. If a job has been cancelled, rerun it.

To avoid this error condition in the future, do not manually unload the volume on this device unless necessary.

---

**0P44t**            *o* **ID CHK**

**Explanation:** A defective spot on the tape at the tape load point.

**System Action:** The system retries the write operation which failed because of this defective spot. If the fifteenth retry fails, the system unloads the tape.

**Programmer Response:** None.

**Operator Response:** See "0Pxxx Operator and System Information" on page 34. Do either of the following:

- Clean tape head and reload the tape.
- Mount another tape; however, this causes the volume label of the failing tape to be written as the volume label on the newly mounted tape.
- Reposition the load-point reflective spot a few inches further on the tape.

---

**0P45t**            *o* **WR INHIBIT**

**Explanation:** An attempt was made to write on a disk volume, but the Inhibit switch on the drive was in the READ ONLY position.

**Programmer Response:** None.

**Operator Response:** See "0Pxxx Operator and System Information" on page 34. If writing on this volume is required, do either of the following:

- set the switch to ENABL WRITE and enter RETRY or press END/ENTER; otherwise, enter CANCEL to cancel the job.
- if the Inhibit switch on the drive is software controlled, re-IML the control unit or reset the switch by an application program via a Diagnostic Control CCW; otherwise, enter CANCEL to cancel the job.

---

**0P46I**            *o* **LOST POS'G**

**Explanation:** If the device indicated in the message is a TPA tape device, the volume cannot be accessed due to loss of positioning. On other devices an error occurred on a previous I/O operation after the requestor had been posted. That error may have caused incorrect positioning for the current I/O request and may have caused incorrect job results, so VSE has caused the current I/O request to fail without attempting it at the device.

The sense information and CSW status bits displayed apply to the previous I/O (the one with the error), but the rest of the information applies to the current I/O (the one VSE has failed). Not all of the sense data from the device is displayed.

**Programmer Response:** Contact IBM if the error persists.

**Operator Response:** If the device is a TPA tape device, rerun the job. In all other cases, check the sense data to diagnose the error from the previous I/O. See "0Pxxx Operator and System Information" on page 34 . If the error recurs, report the message to your programmer.

---

**0P47t**      *o* UNX INTERV

**Explanation:** If the device is an unbuffered tape device, this message indicates that it has been found not ready while a file is open on the device.

If the device is a buffered tape device, this message indicates that the device has been unloaded or rewound using manual controls on the device, and at that time:

- the volume was not positioned to Beginning of Tape (BOT), and
- there was no file open on the device, and
- there was buffered write data held in the control unit (data which had been sent to the device, but not yet physically written on the medium).

In the buffered tape unit case, the message is strictly informational and no I/O has failed. However, data previously written to this device has not been physically written on the tape for which it was intended.

**Programmer Response:** If buffered write data has been lost, you may be able to prevent this from happening in the future by adding synchronization I/O (for example, write a tape mark or issue a Synchronize channel command).

You may be able to reduce the risk of lost buffered write data and cancelled jobs by unloading the tape via program control when appropriate, rather than having manual unloading be part of normal operational procedure.

**Operator Response:** See “0Pxxx Operator and System Information” on page 34.

If the type code is 'A', you may be able to continue the job by making the device ready, but you will get incorrect results if the tape is not positioned where it would have been if the device had remained ready. Otherwise, cancel the intervention required state (use the CANCEL Attention Routine command). This will cause VSE to cancel the job. Rerun the job and do not interfere with the device while the file is open.

If the type code is 'T' and a job has been cancelled, rerun the job and do not interfere with the device while the file is open.

If the type code is 'T' and a job has not been canceled, a previous write operation by the job currently using the device or the previous one has not been successful. You will have to recreate the tape or inform the programmer that the tape may be corrupted.

---

**0P48t**      *o* FORMAT RST

**Explanation:** A CCW requiring a format specification (one of the commands Read Only, Read, Feed, Select) was found to have no such specification. Possible modes (to be specified in the MODE=*x* operand of the DTFC macro) are:

- E (for EBCDIC)
- C (for column binary)
- O (for optical mark read)
- R (for read column eliminate)

**Programmer Response:** If you coded your own channel program, check this for coding errors and resubmit the job. If the program uses the DTFC macro, contact IBM for a search of its known-problems data base.

**Operator Response:** If the format job was terminated before the device was reset, then:

- Perform the NPRO procedure.
- Replace the two cards in the hopper.
- Restart the device.

Otherwise, press the Permanent Error key on the card machine and restart the device.

---

**0P49I**      *o* PERM ERROR

**Explanation:** If the message refers to a tape device, one of a variety of unusual errors occurred. You can determine the exact error from the sense data, using documentation for that device. The errors that can cause this message are:

- The device has internally detected errors that make further operations impossible. Therefore the device has either 'fenced' the volume or the I/O subsystem has 'fenced' the indicated device. If the volume is 'fenced', the device will not allow any further access to the volume while it remains mounted.
- A user program has issued EXCP I/O to pin a device to a control unit (in a subsystem which otherwise would have a choice of control units to use to control the device) and the specified control unit is not installed and online.

If the message refers to a card device, the operator pressed the permanent error key on the device instead of performing recovery procedure.

**Programmer Response:** If the device is a TPA tape device, contact IBM. Correct “pin device” I/O if that is the problem.

**Operator Response:** See “0Pxxx Operator and System Information” on page 34. For a fenced tape volume, remount the volume and restart the job or repeat the operation. For a card machine, rerun the job if you pressed the permanent error key by accident.

---

**0P50t**      *o* NO CHN FND

**Explanation:** One of the following:

- A Write and Skip command or a Skip Immediate command failed to find, in the indicated printer's FCB, the channel code to which paper is to be advanced.
- A Load FCB command was given without a channel-1 or an end-of-forms indicator.

**Programmer Response:** Load the correct FCB image phase using the SYSBUFLD program. For information how to use that program, see the manual *z/VSE System Control Statements*.

**Operator Response:** See “0Pxxx Operator and System Information” on page 34. Report the message to your programmer.

---

**0P51t**      *o* MARK CHECK

**Explanation:** A timing-mark check has occurred in the line-mark station.

**Programmer Response:** Your program's COREXIT routine should handle the condition and provide for processing to continue.

**Operator Response:** See “0Pxxx Operator and System Information” on page 34. If the indicator for stacker A or B is on, remove the document from that stacker and save it for reprocessing (any documents at the read station or the separator station can remain). Press START to continue. If a document is jammed beyond the line mark station, then:

1. Ignore the stacker indicators.
  2. Remove the jammed document and save it for special processing.
  3. Press START to continue.
-

---

**0P52t**      *o* INV FORMAT

**Explanation:** The format record is invalid for the document and the 3886 device being used. This is probably a hardware error.

**Programmer Response:** The error should be handled in your program's COREXIT routine. Check that the proper format record is loaded and that the DFR and DLINT macros are coded correctly. Make corrections as necessary and rerun the job. If both the program and the documents are OK, have the operator rerun the job and take a stand-alone dump when the error occurs.

**Operator Response:** See "0Pxxx Operator and System Information" on page 34. Verify that the documents in the hopper are the ones that are to be processed; exchange the documents, if necessary and rerun the job. If the hopper contains correct documents, report the message to the programmer.

---

**0P53t**      *o* RCP ERROR

**Explanation:** An error occurred in the 3886 recognition control program. This is probably a hardware error.

**Programmer Response:** This permanent error should be handled in the program's COREXIT routine.

**Operator Response:** See "0Pxxx Operator and System Information" on page 34. Press START to reinitialize the recognition control program. Restart the job.

---

**0P54t**      *o* NOT ICPL'D

**Explanation:** Either initial control-program load (ICPL) was not performed for the device or a hardware error occurred.

**Programmer Response:** This permanent error should be handled in the program's COREXIT routine. If the problem recurs, this is probably a hardware error.

**Operator Response:** See "0Pxxx Operator and System Information" on page 34. Press START to reinitialize the recognition control program. Restart the job. If the message recurs, report it to your programmer.

---

**0P55t**      *o* SPEC REC

**Explanation:** A bad spot was encountered when writing onto a diskette. The occurrence of this message may be an indication of a failing diskette.

**Programmer Response:** If the job was canceled, rerun it and have the operator make a new diskette available.

**Operator Response:** See "0Pxxx Operator and System Information" on page 34 .

---

**0P56t**      ALT EXHSTD

**Explanation:** The alternate area for an FBA disk is used up.

**Programmer Response:** If the problem recurs, use the following functions of the Device Support Facilities program:

1. INIT to initialize the volume.
2. INSPECT to assign (or reclaim) blocks as required.

Then restore the volume's original data by using your latest backup. If this does not solve the problem, contact IBM for assistance.

**Operator Response:** See "0Pxxx Operator and System Information" on page 34. If the message recurs, reply CANCEL and report the incident to your programmer.

---

**0P57t**      *o* INTF DSBLD

**Explanation:** A permanent equipment failure was detected in an alternate control unit (IBM 3880).

**Programmer Response:** If the problem is reported to you, contact IBM.

**Operator Response:** See "0Pxxx Operator and System Information" on page 34. Report the problem to your programmer.

---

**0P58t**      *o* PCH DTCHK

**Explanation:** A punch data check occurred on an IBM 5424, Model A1 or A2, a 6-bit machine, because an 8-bit code punch request was issued for this machine.

**Programmer Response:** If the job was canceled, rerun it. If the error persists, contact IBM.

**Operator Response:** See "0Pxxx Operator and System Information" on page 34.

---

**0P59I**      BLKSZE ERR

**Explanation:** If the device indicated by the message is a disk device:

- The program has specified an invalid block size in bytes 2 and 3 of a Define Extent command.

If the device indicated by the message is a tape device:

- The program has attempted to write a block larger than the device is capable of writing. Nothing has been written on the tape for that block.

**Programmer Response:** Correct the Define Extent command or reduce the block size as required.

**Operator Response:** None.

---

**0P60I**      PATH ERROR

**Explanation:** A path error occurred during an access to the referenced device.

**Programmer Response:** None.

**Operator Response:** See "0Pxxx Operator and System Information" on page 34. If sense byte 7 is X'75' check if the data path switch on the 3380 controller is in the correct position.

---

**0P61I**      I/O ERROR DURING FETCH OF *phasename*

**Explanation:** An I/O error occurred while the system performed a FETCH operation to load the named error recovery phase.

**Programmer Response:** Have the operator supply you with a suitable printout of the console log and find out the circumstances that led to the message:

- If the disk volume holding the affected sublibrary was taken off-line shortly before the message occurred, rerun the job. Ensure that the volume is and remains online for the duration of the run.
- If the cause appears to be a hardware error, rerun the job with the affected volume mounted on a different drive.

**CAUTION:**

**If there has been a head-crash, this error could be propagated when you use the error volume on a good drive.**

If the problem recurs, use the following functions of the Device Support Facilities program:

1. INIT to initialize the volume.

- INSPECT to assign (or reclaim) tracks or blocks as required.

Then rebuild the affected library by using your latest backup.

**Operator Response:** None.

**0P62I**            **PHASE** *phase-name* **NOT FOUND**

**Explanation:** The system, while performing error recovery, was unable to locate the named phase in any of the chained sublibraries.

**Programmer Response:** Perform a LISTDIR run for the affected sublibraries. Verify that the phase is cataloged. If the phase is not cataloged, it may have been accidentally deleted. You must restore your latest backup copy of the affected library.

**Operator Response:** If the problem recurs, obtain a system dump (you may have to rerun the failing job with //OPTION DUMP) and consider contacting IBM for a search of its known-problems data base. For error information that should be collected and held available, see the publication *z/VSE Guide for Solving Problems*.

**0P63t**            *o* **UNRECV ERR**

**Explanation:** An internal error occurred in the affected device's channel attachment hardware or in the associated microprocessor.

**Programmer Response:** Contact IBM. For information to be held available, see *z/VSE Guide for Solving Problems*.

**Operator Response:** See "0Pxxx Operator and System Information" on page 34. If the problem persists, then, at the end of the same day (or shift):

- Issue the ROD command.
- Run EREP. For a sample job, see Figure 1 on page 14.
- Save the output and inform your programmer.

**0P64I**            *o* **MAINT REQD**

**Explanation:** The device has detected that it, or the subsystem containing it, requires maintenance. The device continues to be operational, but possibly with reduced performance or reliability. The problem may affect multiple devices or all the devices in the subsystem. If the device indicated in the message is a TPA tape or disk device, it reported this via a Service Information Message (SIM) unit check.

**Programmer Response:** Schedule maintenance for the affected subsystem. Have EREP reports available. If the device is a TPA tape or a disk device, the Service Information Messages report contains the required information about this problem.

**Operator Response:** If the device is an IBM 3480 or IBM 3424, check the error recovery action code in Sense Byte 3 for additional information. For a description of these codes, refer to the related device reference manuals.

**0P65I**            *o* **MEDIA ERR**

**Explanation:** If the device indicated in the message is a disk device:

- This message is a Media Alert message. A Media Alert message is a SIM Alert message for media maintenance.

The DASD subsystem has determined that the media requires maintenance in order to avoid future performance and reliability reductions. ICKDSF can be used to perform this media maintenance.

If the device indicated in the message is a tape device, one of the following has happened:

- If the device indicated in the message is a TPA tape, a Media Information Message (MIM) has been presented from the control unit. MIMs are used to indicate the need to perform certain media-maintenance procedures.
- The device has detected defective media on the volume just unloaded. This may cause reduced performance and reliability in the future. You may be able to solve the problem by copying data to another volume. For a more detailed description of the condition, refer to the sense data and the related device reference manuals.
- The volume just loaded cannot be safely used because it contains too much or too little tape. If it contains too little tape, the drive may rip the tape off of the hub. If it contains too much tape, the take-up reel in the device may not hold all the tape and thus cause damage to the volume or the device. The device will not allow writing on this tape, but will allow reading at the user's risk.

This message is purely informational. No I/O has failed.

**Programmer Response:** If the device indicated in the message is a disk device:

- Run EREP to get a Service Information Messages report. Use that report and ICKDSF to perform the required media maintenance as described in *Maintaining IBM Storage Subsystem Media*.

If the device indicated in the message is a tape device:

- If the device is a TPA tape device, have EREP reports available. The Media Information Messages report contains the required information about this problem.
- In case of another tape device, you may want to copy the data on the volume just loaded or unloaded to another volume and you may want to discard the volume on which the error occurred. Refer to device manuals for more information.

**Operator Response:** None. No job has been affected.

**0P66I**            **SUBSYS INF**

**Explanation:** An event has occurred in the indicated TPA tape or disk subsystem of which you may want to be aware. This includes:

- There has been a failure in the disk caching function which could terminate future caching.
- Someone has established a remote session with the subsystem (for maintenance activity). This was reported to VSE via a Service Information Message (SIM).
- An I/O subsystem Service Information Message (SIM) has been presented by a TPA tape device in order to indicate the need to perform service procedures.

For detailed information, use the sense data provided with this message and refer to the relevant subsystem publications.

**Programmer Response:** If a SIM has been reported, have EREP reports available. The Service Information Messages report contains the required information about this problem.

In all other cases contact IBM, if the error persists.

**Operator Response:** See "0Pxxx Operator and System Information" on page 34 .



**0P671 PPRC INFO**

**Explanation:** Peer-to-Peer Remote copy suspended.

**Programmer Response:** None.

**Operator Response:** See “0Pxxx Operator and System Information” on page 34. Verify or correct the status of the suspended device or subsystem. Use the AR command CACHE UNIT=cuu,DUPLEX to re-establish the PPRC pair.

**0P69t INTERV REQ *partition-id cuu***

**Explanation:** The attention routine has been activated although an intervention-required condition exists for the named device.

**Programmer Response:** If the problem recurs, ask IBM to search its known-problems data base. For error information that should be collected and held available, see the publication *z/VSE Guide for Solving Problems*.

**Operator Response:** If normal intervention does not solve the problem, issue the AR command CANCEL *cuu* to end the pending I/O request in error. This may also cancel the task that issued the request. If the problem recurs issue the ROD command, execute EREP (refer to Figure 1 on page 14 ), and keep the output. Report the message to your programmer.

**0P70I UNDEFINED LOGICAL UNIT**

**Explanation:** One of the following:

- The program issued an I/O request for a logical unit for which there is no logical unit block (LUB).
- A CCB (or IORB) or a DTF table was not initialized with the proper logical unit.
- The file may not have been opened.
- An empty ISAM file has been accessed.
- The specification in the CYLOFL operand of the DTFIS macro for the file being processed was invalid. This is indicated by X'FF' in the associated CCB (or IORB).
- The program issued an OPEN for an ISAM ADD or ADDRTR file that was not closed during a previous run.

**System Action:** The system issues message 0S00L.

**Programmer Response:** Either of the following:

- Find out the number of programmer logical units that are available to the affected partition (as was specified in the job control command NPGR). If more programmer logical units are required, rerun the job in either:
  - Another partition that has more such units available, or
  - The same partition after having allocated more of these units.
- Obtain a system dump and check whether the DTF tables (CCBs or IORBs) associated with the canceled job or task were overwritten during execution. If so, consider running the job with SDAID doing a storage alteration trace (for information how to set up this trace, see *z/VSE Diagnosis Tools*).

If the problem recurs, consider contacting IBM for a search of its known-problems data base. For error information that should be collected and held available, see the publication *z/VSE Guide for Solving Problems*.

**Operator Response:** None.

Table 2. Explanations for Cancel Messages

xxx	Name	Explanation
JOB	The name of the current job.	If a job is canceled, all subtasks active in the same partition are also canceled. As a result, one or more 0S12I messages may occur together with a job cancel message.
SUB	The name of a subtask in the partition.	The named subtask caused an error and is canceled. Normally this cancel is restricted to the affected task, and does not include a termination of the job in the partition. Even if no programmer response is given for a subtask-cancel message, it is a programmer's responsibility either to recover from the cancellation or to have all other tasks in the partition canceled as well.  If any such actions are missing or in error, a deadlock situation may occur, which, eventually requires the operator to cancel the job.  If the name of a canceled subtask is ACCT, then job accounting was active, and the accounting information provided for the currently processed job step is unreliable.
AR	The name of the attention phase in error	Processing of the attention routine is canceled. To reactivate the attention routine, press the Attention key again.

**0P71I SYSnnn NOT ASSIGNED**

**Explanation:** The program issued an I/O request for the named logical unit, which is not assigned to an existing I/O device. In the message, the system displays SYSnnn as the name of the effected logical unit if the actual name is no longer available. General register 1 contains the address of the associated CCB (or IORB). If SYSnnmis SYSLUB, then a sublibrary may not be defined (by LIBDEF, ACCESS, or CONNECT, whichever applies).

**System Action:** The system issues message 0S00L.

**Programmer Response:** If SYSnnn in the message is other than SYSLUB and there is no need for the indicated logical unit, check your program listings for either:

- An improper change of the affected CCB (or IORB), or
- Possible specification errors in your source program.

Make the necessary corrections and rerun the job. Ensure that the unit assignments are correct for the execution of your job. If necessary, rerun the job with a LISTIO UNITS statement preceding the EXEC statement.

**Operator Response:** None.

**0P72I READING PAST /& STATEMENT**

**Explanation:** The program issued a read request for the file on SYSIPT or SYSRDR after having read "/&".

**System Action:** The system issues message 0S00I.

**Programmer Response:** Check for possible errors such as:

- No /\* record following the last data record.
- No end-of-file routine in the problem program.
- An additional read command issued after the EOF routine is entered.

Make corrections as necessary and rerun the job.

**Operator Response:** None.

**0P73I I/O ERROR**

**Explanation:** An unrecoverable I/O error occurred. This is probably a hardware error. If the error occurred on a device that is used for unit-record spooling under VSE/POWER, the error may be any of the following:

- A command reject
- An EXCP request with REAL specified
- An invalid data-area address
- Indirect data addressing
- A CCW not on a doubleword boundary

**System Action:** The system issues message 0S00I.

**Programmer Response:** If this message is preceded by message 0P24 or 0P25, check your program as indicated by these messages. If the device was used for unit-record spooling, check your channel program for errors as indicated under "Explanation" above.

**Operator Response:** None.

**0P74I THE OPERATOR ISSUED A CANCEL AFTER AN I/O ERROR**

**Explanation:** CANCEL was entered on the keyboard in response to an I/O error message.

**System Action:** The system issues message 0S00I.

**Programmer Response:** Investigate the reason for the cancellation of the named job or task. Take corrective action as necessary and rerun the job if this is required.

**Operator Response:** None.

**0P76I INVALID DASD ADDRESS**

**Explanation:** One of the following:

- DASD file protect limits were exceeded.
- The affected program requested a record that is not the next in sequence in a system file on a device assigned to one of these logical units: SYSIN, SYSLNK, SYSPCH, SYSLST.
- The seek argument is invalid.
- An I/O operation has been issued to a sequential disk file that is not open.
- SYSPCH or SYSLST is assigned to disk and the record length specified in RECSIZE of DTFDI is not 81 or 121, respectively.
- A READ was issued after the physical End-of-File on SYSIN, SYSIPT, or SYSRDR.

**System Action:** The system issues message 0S00I.

**Programmer Response:** If DASD file protection is active, check that the affected file has been opened and that the extents are correct for the range of seeks in the program. If your program uses LIOCS, the range of seeks for input files is normally set by the extent limits stored in the VTOC when the file was created. This range should be defined by corresponding EXTENT statements for the input file. These statements define the area beyond which DASD file protection

allows no read to take place. If the system failed to process records sequentially on a system logical unit, check for source coding errors. Make sure a CLOSE was given for a system file on disk prior to a reassignment of this system file. Make the necessary corrections and rerun the job.

**Operator Response:** None.

**0P77I INVALID STORAGE ADDRESS**

**Explanation:** One of the following:

- The address specification supplied by the affected program refers to an address outside the requester's partition.
- The failing program needs more storage than is currently allocated to that program's partition.
- If asynchronous operator communication is being used, the CCW chain for SYSLOG may be longer than 31 CCWs.
- A buffer address, a reply area address, or the pointer to the cross-partition communications control block (XPCCB) in register 1 is invalid.
- An EXCP REAL macro was invoked, but the specified real address is invalid.

**System Action:** The system issues message 0S00I. indicated job or task.

**Programmer Response:** The instruction address in the PSW printed with message 0S07I points to the instruction following the SVC that caused the cancellation. Locate the corresponding macro in your program and check that the addresses passed by this macro are within the partition. For a description of macros and their operand specifications, see the publication *z/VSE System Macros Reference*. If necessary, rerun the job with // OPTION DUMP specified and have the operator obtain a MAP-command output; use the output of a LISTDIR run to find out how much virtual storage your program needs. Make the necessary corrections and resubmit the job.

**Operator Response:** None.

**0P78I UNKNOWN CANCEL CODE *nn***

**Explanation:** A system control component failed with cancel code *nn*, which is unknown to the system.

**System Action:** The system issues message 0S00I.

**Programmer Response:** Check for any non-IBM supplied coding changes or additions to the system control modules; if there are any, verify that these changes are correct. Make corrections as necessary and rerun the job. If the problem recurs, contact IBM for a search of its known-problems data base. For error information that should be collected and held available, see the publication *z/VSE Guide for Solving Problems*.

**Operator Response:** None.

**0P79I INVALID FIRST CCW IN A DASD CHANNEL PROGRAM**

**Explanation:** Either of the following occurred:

- A channel program for accessing a disk device does not start with command code X'07' (for CKD) or X'63' (for FBA).
- For access to an FBA disk, the file mask in the EXTENT information is incorrect.

**System Action:** The system issues message 0S00I.

**Programmer Response:** Proceed as follows:

1. Obtain a system dump for the failing run. If necessary, rerun the job with // OPTION DUMP.
2. In the dump, locate the CCB (or IORB) whose address is given in register 1.
3. Locate the first CCW of the affected channel program; its address is stored in bytes 9 through 11 of the CCB (IORB).

4. Make corrections as necessary: if the Op Code of the first CCW is correct (see "Explanation" above) and the access is to an FBA disk, check the file mask, byte 0 in the EXTENT information. Ensure that:
- Bits 0 and 1 = 01 - Inhibit all writes - if the disk is the system-resident volume.
  - Bits 6 and 7 = 00.

Rerun the job.

**0P801           INVALID READ FROM OR WRITE TO  
                  SYSTEM FILE ON FBA**

**Explanation:** One of the following occurred:

- The program issued a request to read from or write into a system file on FBA after end-of-extent was encountered.
- The program issued a request to read from the file on SYSIPT or SYSRDR after /& was read.

**System Action:** The system issues message 0S00I.

**Programmer Response:** Check for the following probable errors:

- The program issued an I/O request after an end-of-extent condition occurred.
- No /\* statement is at the end of the SYSIN data.
- The program does not include an end-of-file routine for the affected file.
- The program issued a request to read from the affected file after the appropriate end-of-file routine had received control.

**Operator Response:** None.

**0P811           CPU FAILURE**

**Explanation:** An unrecoverable machine check interrupt has occurred.

**System Action:** The system issues message 0S00I.

**Programmer Response:** None.

**Operator Response:** See "0Pxxx Operator and System Information" on page 34. Rerun the job. Save the output, and notify your programmer of the error.

**0P821           CHANNEL FAILURE**

**Explanation:** Either a channel check occurred or an I/O interrupt caused a log-out of error information. This is probably a hardware error.

**System Action:** The system issues message 0S00I.

**Programmer Response:** If the problem recurs, ask IBM to search its known-problems data base.

**Operator Response:** See "0Pxxx Operator and System Information" on page 34. Rerun the job. Save the output, and notify your programmer of the error.

**0P841           I/O ERROR DURING FETCH  
                  SUBLIBRARY=libname.sublibname  
                  PHASE=phasename**

**Explanation:** An I/O error occurred when the system attempted to load the named phase as requested. The message may be caused by:

- A hardware error (most likely).
- A chained sublibrary was removed between jobs, but no LIBDROP had been given for the sublibrary before it was removed.
- Extent information supplied for the affected library does not match the extent information stored on disk.

**System Action:** The system issues message 0S00I.

**Programmer Response:** Use the hardcopy file to determine what caused this message:

- If, shortly before this message occurred, an involved sublibrary was taken offline without a LIBDROP for the message, then rerun the job and make sure that the affected volume is and remains online and defined for the duration of the run. Instruct your operator to issue an appropriate LIBDROP if a volume containing sublibraries has to be removed for any reason.
- If the circumstances indicate a hardware error, rerun the job with the affected volume mounted on a different drive.

**CAUTION:**

**If there has been a head-crash, this error could be propagated when you use the error volume on a good drive.**

If the problem recurs, use the following functions of the Device Support Facilities program:

1. INIT to initialize the volume.
2. INSPECT to assign (or reclaim) tracks or blocks as required.

Then rebuild the affected library by using your latest backup.

**Operator Response:** Print out the hardcopy file, and notify your programmer.

**0P851           SYSTEM UNABLE TO OPEN SYSTEM FILE**

**Explanation:** SYSPCH or SYSLST is to be assigned to a disk, and the operator issued a CANCEL before the system could open the logical unit.

**System Action:** The system issues message 0S00I and SYSLST or SYSPCH becomes unassigned. Any other permanent I/O assignments made prior to the issuing of this message remain in effect.

**Programmer Response:** Rerun the job.

**Operator Response:** None.

**0P861           REQUEST FOR I/O BEYOND EXTENT  
                  LIMITS**

**Explanation:** The canceled program attempted to read from or write to a location outside the protection limits.

**System Action:** The system issues message 0S00I.

**Programmer Response:** Proceed as follows

1. Obtain a system dump of the failing job; rerun the job with // OPTION DUMP, if necessary.
2. In the dump, locate the control block whose address is given as the contents of register 1 in the affected task's save area.
3. Bytes 8 through 11 of that block contain the address of the first CCW; this should be a seek (Op Code X'07') for a CKD disk or a define extent (Op Code X'63') for an FBA disk.
4. Check your program to ensure that the file was opened.
5. Check that the extents are correct either for the range of seeks in the program (if a CKD disk is accessed) or as pointed to by the Define Extent command (if an FBA disk is accessed). If your channel program seems to be overwritten, consider a rerun of the program with SDAID tracing the storage alteration. For information how to set up this trace, see *z/VSE Diagnosis Tools*.

Make corrections as necessary and rerun the job.

**Operator Response:** None.

---

**0P88I STORAGE ERROR - PROGRAM CANNOT BE EXECUTED**

**Explanation:** The system encountered a storage error.  
**System Action:** The system issues message 0S00I.  
**Programmer Response:** Rerun the job. If the error recurs, report the message to IBM.  
**Operator Response:** None.

---

**0P89I CANCEL IGNORED**

**Explanation:** Either of the following:

- The operator entered a CANCEL *cuu* command, but no intervention-required condition exists on the specified device.
- In response to message 1I55, the operator pressed END/ENTER or replied with NO.

**System Action:** Processing continues.  
**Programmer Response:** None.  
**Operator Response:** None.

---

**0P90I TERMINATOR TIMEOUT, UNIT=xxxx**

**Explanation:** Device *xxxx* did not answer a Halt I/O or Disable command within 20 seconds. This could be either a hardware or emulator program failure.  
**System Action:** Processing continues.  
**Programmer Response:** None.  
**Operator Response:** Verify the settings of the device and the related controller and modem. If these appear correct, contact your system administrator for additional action or contact your service representative.

---

**0P91I TERMINATOR ROUTINE CANCELED, CANCEL CODE=*mm***

**Explanation:** The system terminator (dump) routine has been canceled as a result of a second cancel condition for the task that is about to be canceled.  
**System Action:** The system continues processing.  
**Programmer Response:** One of the following:

- None if the cancel code is:
  - 24 = A CANCEL command was issued.
  - 1A = I/O error when executing a request from the failing task.
- For a cancel code other than 24 and 1A, an error may have occurred in the terminator routine itself. In this case:
  1. Obtain a system dump of the failing run (you may have to resubmit the job with // OPTION DUMP).
  2. Contact IBM for a search of its known-problems data base. For error information that should be collected and held available, see the publication *z/VSE Guide for Solving Problems*.

For a brief explanation of cancel codes, see "VSE/Advanced Functions Cancel Codes" on page 733.  
**Operator Response:** None.

---

**0P92I INVALID LIBRARY STRUCTURE  
 SUBLIBRARY=*xxx.xxx* PHASE=*phasename***

**Explanation:** The phase *phasename* in the sublibrary has an inconsistent state.  
**System Action:** The system issues message 0S00I.  
**Programmer Response:** One of the following:

1. Catalog the phase again. If necessary, reestablish the sublibrary.
2. The message may also occur if the phase is accessed via a user directory entry or SDL entry and the phase is already deleted on the disk (space reclamation has taken place).
3. This message may occur if a shared library in VSAM managed space has been extended from one of the other sharing CPUs and the directory information or the phase to be loaded is located on the new extent.

**Operator Response:** If the cause is 3, run the Librarian command 'TEST LIB=*xxx* AREA=SPACE, have the CPU-internal library control tables updated and rerun the job. If the message occurs again, enter a temporary LIBDEF PHASE,SEARCH=IJSYSRS.SYSLIB before executing the Librarian.

---

**0P93I SYSTEM GETVIS SPACE CURRENTLY EXHAUSTED - PROGRAM CANNOT BE EXECUTED**

**Explanation:** Running the named program requires the system to allocate GETVIS space, but no such storage space is available for the time being.  
**System Action:** The system issues message 0S00I.  
**Programmer Response:** Rerun the job later on when other programs running in the computer system tend to acquire less GETVIS space.  
**Operator Response:** None.

---

**0P94I INVALID FOR RUN IN DYNAMIC PARTITION**

**Explanation:** The specified job is canceled because it cannot be executed in a dynamic partition.  
**System Action:** The system issues message 0S00I. The dynamic partition is de-allocated and processing continues.  
**Programmer Response:** Restart the job in a static partition.  
**Operator Response:** None.

---

**0P95I PFIX REQUEST FAILED FOR PHASE=*phasename***

**Explanation:** A PFIX request failed for a SVA phase, which was specified with SVAPFIX, because not enough system real storage was available.  
**System Action:** The system issues message 0S00I and processing continues.  
**Programmer Response:** Restart the job.  
**Operator Response:** Check real storage allocation.

---

**0P96I BUFFERED DATA FOR UNIT=*cuu* HAS BEEN LOST**

**Explanation:** An attempt to write the buffered data for the specified virtual tape device (*cuu*) into the VTAPE-associated VSAM or TCP/IP file was unsuccessful and as a result part or all of the buffered data has been lost.  
**System Action:** The associated job has been cancelled.  
**Programmer Response:** Ensure that the VTAPE-associated file has been specified large enough and/or make sure that this file has the proper file attribute (REUSABLE) and/or that the virtual tape has been positioned properly.  
**Operator Response:** Report this message to your programmer.

---

## 0Rxx=Restart Messages



---

**0R001 RESTART UNIT INVALID SYSxxx=cuu**

**Explanation:** The logical unit specified in the RSTRT statement is not assigned to the proper device type.

**System Action:** The system cancels the job.

**Programmer Response:** Check the RSTRT statement to ensure that it specifies the correct logical unit and correct the statement, if necessary. Rerun the job and make sure that the required logical unit assignments are correct. If the problem recurs, obtain a system dump (you may have to rerun the job with // OPTION DUMP). Contact IBM for a search of its known-problems data base. For error information that should be collected and held available, see the publication *z/VSE Guide for Solving Problems*.

**Operator Response:** None.

---

**0R011 CHKPT NO. number NOT FOUND ON  
SYSxxx = cuu [tape-serial-no.]**

**Explanation:** Either of the following:

- The checkpoint specified in the RSTRT was not found prior to reading two consecutive tape marks (if the check points were recorded on tapes) or before the end of the last extent is reached (if they were recorded on disk).
- The job name specified for restart does not match the job name in the checkpoint records.

**System Action:** The system cancels the job.

**Programmer Response:** Check for the following:

- SYSxxx is properly assigned.
- The correct volume is mounted on the device assigned to SYSxxx.
- If the device is a disk, the extents are correct.
- If the device is a tape, the tape is properly positioned.
- The job name is the same as used when checkpoints were taken.
- The checkpoint number on the RSTRT statement is correct.

Make corrections as necessary and rerun the job. If the problem recurs, consider contacting IBM for a search of its known-problems data base. For error information that should be collected and held available, see the publication *z/VSE Guide for Solving Problems*.

**Operator Response:** None.

---

**0R031 SUPERVISOR WITHOUT DASD FILE  
PROTECT**

**Explanation:** A program with saved EXTENT information is to be restarted, but the system's supervisor does not include DASD file protection support.

**System Action:** The system cancels the job.

**Programmer Response:** Rerun the restart job when your computer system runs with a supervisor that includes DASD file protection.

**Operator Response:** None.

---

**0R041 DIFFERENT SYSTEM MODE FOR  
CHKPT/RSTRT**

**Explanation:** The checkpoint was taken on a system operating in 370 mode, and the restart system operates in ECPS:VSE mode, or vice versa.

**System Action:** The system cancels the job.

**Programmer Response:** Rerun the restart job when your VSE system operates in the mode used for processing when the checkpoints were taken.

**Operator Response:** None.

---

**0R051 PARTITION BOUNDARIES DON'T MATCH  
CHKPT PARTITION ALLOCATION REAL  
START K-REAL VIRT. START K-VIRT.**

nnnnnnn nnnnnn nnnnnnnn nnnnnn

**Explanation:** When the checkpoint was taken, the program indicated a need for a larger partition than it now has, or for more processor storage, or for both. If the job is executed in real mode, the values given for VIRT. START (the lower partition boundary) and K-VIRT (the size of the partition) do not apply.

**System Action:** The system cancels the job.

**Programmer Response:** Rerun the job with the partition large enough and sufficient processor storage allocated for real mode execution, if this is required. If necessary, have the operator issue the MAP command and reallocate storage in accordance with your instructions.

**Operator Response:** None.

---

**0R061 LOGICAL UNIT NOT ASSIGNED SYSxxx**

**Explanation:** The indicated logical unit was assigned when the checkpoint was taken, but it is either unassigned or assigned IGNORE on restart.

**System Action:** The system cancels the job.

**Programmer Response:** Rerun the job after having ensured that the device assignments for the restart run are the same as for the original checkpointed run.

**Operator Response:** None.

---

**0R071 UNIT NOT 3800-PRINTER SYSxxx=cuu**

**Explanation:** The selected checkpoint indicates that the named logical unit is to be assigned to an IBM 3800 printing subsystem.

**System Action:** The system cancels the job.

**Programmer Response:** Check and correct the assignments for the restart job and rerun the job.

**Operator Response:** None.

---

**0R081 SETPRT FAILED RC=X'nnnnnnnnn'  
SYSxxx=cuu**

**Explanation:** Execution of a SETPRT macro failed when the system tries to restore 3800-printer control information for a restart.

**System Action:** The system cancels the job.

**Programmer Response:** See *DOS/VS IBM 3800 Printing Subsystem Programmer's Guide* for a meaning of the return code. Make corrections as required. Consider rerunning the original checkpointed job from the beginning; else rerun the restart job.

**Operator Response:** None.

---

**0R091 INTERNAL RSTRT ERROR IN phasename  
SETLIMIT FAILED RC=X'xx' SIZE=y'yy'K**

**Explanation:** A SETLIMIT macro issued by the restart routine failed with the displayed return code. Macro return codes are described in "VSE/Advanced Functions Return Codes" on page 752.

**System Action:** The system takes a dump and cancels the job. Make corrections as required. Consider rerunning the original checkpointed job from the beginning; else rerun the restart job. If necessary, have the operator produce a map of storage by issuing the MAP command.

If the problem recurs, consider contacting IBM for a search of its known-problems data base. For error information that

should be collected and held available, see the publication *z/VSE Guide for Solving Problems*.

**Operator Response:** None.

**0R10I NO MATCHING DEVICE TYPE SYSxxx=cuu**

**Explanation:** The type of the device now assigned to the named logical unit is other than the type of the device so assigned when checkpoints were taken.

**System Action:** The system cancels the job.

**Programmer Response:** Rerun the restart job and ensure that the device assignments correspond to those used for the original, checkpointed run.

**Operator Response:** None.

**0R11I SYSTEM EXTENT AREA FULL**

**Explanation:** The system attempted to restore file-protect extents, but there is not enough space left in the system-extent area.

**System Action:** The system cancels the job.

**Programmer Response:** Rerun the job when your location's job mix consists of programs that have a smaller number of disk extents.

If the problem recurs, consider contacting IBM for a search of its known-problems data base. For error information that should be collected and held available, see the publication *z/VSE Guide for Solving Problems*.

**Operator Response:** None.

**0R12I RSTRT DTFPH NOT OPEN. FILE=filename**

**Explanation:** Failure of the OPEN issued by the restart routine for the DTFPH with the displayed file name. An OPEN error message should precede this message.

**System Action:** The system cancels the job.

**Programmer Response:** Check the ASSGN, DLBL, EXTENT, and RSTRT statements for possible errors or inconsistencies. Make corrections as necessary and rerun the restart job. If the problem recurs, rerun the original, checkpointed job from the beginning. Consider contacting IBM for a search of its known-problems data base. For error information that should be collected and held available, see the publication *z/VSE Guide for Solving Problems*.

**Operator Response:** None.

**0R13I INTERNAL RSTRT ERROR IN phasename EXPECTED RECORD NOT FOUND**

**Explanation:** The named phase expected a checkpoint record of type extent, 3800, or PFIX; however, either no such record was found or the upper extent limit was reached while the system expected to find more applicable records.

**System Action:** The system issues a dump and cancels the job.

**Programmer Response:** Contact IBM for a search of its known-problems data base. For error information that should be collected and held available, see the publication *z/VSE Guide for Solving Problems*.

**Operator Response:** None.

**0R15I INTERNAL RSTRT ERROR IN phasename macroname FAILED RC=X'nn'**

**Explanation:** The named macro returned an unexpected return code. This is probably a system error.

**System Action:** The system issues a dump and cancels the job.

**Programmer Response:** Rerun the original checkpointed job from the beginning. If the problem recurs, contact IBM for a search of its known-problems data base. For error information that should be collected and held available, see the publication *z/VSE Guide for Solving Problems*.

**Operator Response:** None.

**0R16A R DEVICE NOT READY SYSxxx=cuu**

**Explanation:** When trying to get required device characteristics for the restart, the system found the indicated device to be not ready.

**System Action:** The system waits for an operator response.

**Programmer Response:** None.

**Operator Response:** Ready the device and enter RETRY; any other reply causes the job to be canceled.

**0R17I DIFFERENT VOLSER volume-id FOR SYSCAT=cuu**

**Explanation:** The volume mounted or assigned for SYSCAT is different from the indicated volume, which was used when the checkpoint was recorded.

**System Action:** The system cancels the job.

**Programmer Response:** None.

**Operator Response:** Mount the correct volume and rerun the restart job.

**0R20A RIC TAPE REPO: SER volume-id SEQ sequence-no. SYSxxx=cuu**

**Explanation:** The system provides the following for operator verification:

- The standard label of the tape reel on SYSxxx
- The volume identifier
- The sequence number of the label

**System Action:** The system waits for an operator response.

**Programmer Response:** If the operator canceled the job in response to this message, clarify the assignment and volume-mount requirements; then rerun the restart job.

**Operator Response:** Respond by one of the following:

- Press END/ENTER if the displayed volume-mount information is correct. This causes the system to continue processing.
- Enter CANCEL if that information is in error and you cannot mount the correct volume.
- If the information is in error and you can mount the correct volume, do this and enter RETRY.

**0R21D IC TAPE REPO: TAPE MARK IN DATA SYSxxx=cuu**

**Explanation:** While repositioning the tape on SYSxxx, an unexpected tape mark was found.

**System Action:** The system waits for an operator response.

**Programmer Response:** If the operator canceled the job and was unable to recover, clarify your volume-mount instructions for the operator. Consider rerunning the checkpointed job from the beginning; else rerun the restart job.

**Operator Response:** Check to see whether the correct volume has been mounted. Then do either of the following:

- Press END/ENTER to have the system process the next repositioning entry.
- Enter CANCEL if a wrong volume has been mounted or the tape has been positioned incorrectly. Rerun the restart job with the correct volume mounted or the tape correctly positioned, respectively, if this is possible; else report the



message to your programmer. The system expects the tape to be positioned as shown below.

Expected Tape Positioning is:

- Standard-Labeled Tapes - At load point or, for a multifile volume, at the beginning of the first header-label record or at the beginning of the data records.
- Nonstandard-Labeled Tapes - At the beginning of the data records. If the tape is not positioned at that point, the system counts preceding non-standard labels as data records.
- Unlabeled Tapes - At the beginning of the file. The leading tape mark, if any, is skipped.

---

**0R22D IC TAPE REPO: DEVICE NOT A TAPE=SYSxxx=cuu**

**Explanation:** The logical unit named in the currently processed entry of the repositioning table is not assigned to tape.

**System Action:** The system waits for an operator response.

**Programmer Response:** Check and correct the assignments for the restart job and rerun the job.

**Operator Response:** Either of the following:

- Press END/ENTER or enter IGNORE to have the system process the next repositioning entry.
- Enter CANCEL to cancel the job.

---

**0R23D IC TAPE REPO: DTFTYPE X'mm' INVALID filename**

**Explanation:** A DTF block pointed to by the logical reposition table X'mm' is not a DTFMT.

**System Action:** The system waits for an operator response.

**Programmer Response:** Check and correct the tape-repositioning table. Consider rerunning the original checkpointed job from the beginning; else rerun the restart job.

**Operator Response:** Either of the following:

- Press END/ENTER to have the system process the next repositioning entry.
- Enter CANCEL to cancel the job.

---

**0R24D IC TAPE/DASD: UNIT NOT ASSIGNED SYSxxx**

**Explanation:** A logical unit given in the tape reposition or DASD verification table is not assigned.

**System Action:** The system waits for an operator response.

**Programmer Response:** Check and correct the assignments if the operator canceled the job. Consider rerunning the original checkpointed job from the beginning; else rerun the restart job.

**Operator Response:** Either of the following:

- Press END/ENTER to have the system process the next tape-repositioning or DASD-verification entry.
- Enter CANCEL to cancel the job.

---

**0R25A RIC DASD VERI: SER volume-id ASSIGNED SYSxxx=cuu**

**Explanation:** The volume identifier of the disk device assigned to SYSxxx is provided for operator verification.

**System Action:** The system waits for an operator response.

**Programmer Response:** If the operator canceled the job in response to this message, clarify the assignment and volume-mount requirements; then rerun the restart job.

**Operator Response:** Respond by one of the following:

- Press END/ENTER if the displayed volume-mount information is correct. This causes the system to continue processing.
- Enter CANCEL if the displayed information is in error and you cannot mount the correct volume.
- If the displayed information is in error and you can mount the correct volume, do this and enter RETRY.

---

**0R26A RIC DASD VERI: VOL. SER. NO. INVALID SYSxxx=cuu**

**Explanation:** A volume identifier for the given logical unit either was not found or was invalid.

**System Action:** The system waits for an operator response.

**Programmer Response:** If the operator canceled the job in response to this message, clarify the volume-mount requirements; then rerun the restart job.

**Operator Response:** Check whether the correct disk is mounted and respond with one of the following:

- Press END/ENTER to have the system continue with DASD verification.
- Enter CANCEL if you cannot clear the error condition by mounting another volume.
- If you can clear the error condition by mounting another volume, do this and enter RETRY.

---

**0R27D IC DASD VERI: DEVICE NOT A DISK SYSxxx=cuu**

**Explanation:** A device given in the DASD verification table is not assigned to a disk.

**System Action:** The system waits for an operator response.

**Programmer Response:** If the operator canceled the job in response to this message, clarify the assignments; then rerun the restart job.

**Operator Response:** Respond with either of the following:

- Press END/ENTER to have the system continue with DASD verification.
- Enter CANCEL to cancel the job.

---

**0R28A RIC DASD VERI: DEVICE IS NOT READY SYSxxx=cuu**

**Explanation:** A device given in the DASD verification table is not ready.

**System Action:** The system waits for an operator response.

**Programmer Response:** If the operator could not clear the error condition, rerun the job with a different suitable logical unit assignment; else consider rerunning the original, checkpointed job.

**Operator Response:** One of the following:

- Ready the named device and enter RETRY to have verification of this device retried by the system.
- Press END/ENTER or enter IGNORE to continue with DASD verification.
- Enter CANCEL if you cannot clear the error condition.

---

**0R29D IC DASD VERI: LOG. UNIT INVALID SYSxxx**

**Explanation:** The named logical unit, which is stored in the DASD verification table, is not supported by the partition used for the restart job.

**System Action:** The system waits for an operator response.

**Programmer Response:** Check either the DASD verification table for correct input or your supervisor for the range of logical units allowed for the named partition. Make corrections as necessary. Consider rerunning the original

checkpointed job from the beginning; else rerun the restart job.

**Operator Response:** Respond with either of the following:

- Press END/ENTER to have the system continue with DASD verification.
- Enter CANCEL to cancel the job.

**0R30D            INVALID RESPONSE, TRY AGAIN**

**Explanation:** The response for a preceding 0R*mnt* message was incorrect.

## 0Sxx=EOJ Messages

**0S00I            xxx name CANCELED**

**Explanation:** An error in the program caused the named job or task to be canceled. This message follows another message that gives a reason for the cancellation. For an explanation of *xxx* and *name*, see Table 2 on page 47. The illustration includes additional problem-related information.

**System Action:** The indicated job or task is canceled.

**Programmer Response:** Refer to the explanation for the message that gives the reason for the cancellation.

**Operator Response:** None.

**0S01I            THE OPERATOR CANCELED THE JOB**

**Explanation:** The operator entered CANCEL to have the system cancel the named job.

**System Action:** The system issues message 0S00I.

**Programmer Response:** Find out the reason for the cancellation. Rerun the job, if necessary.

**Operator Response:** None.

**0S02I            A CANCEL OR CANCEL ALL MACRO WAS ISSUED**

**Explanation:** A cancel SVC was issued by a program or a program-requested service routine.

**System Action:** The system issues message 0S00I.

**Programmer Response:** If the SVC was not issued by a user-written program, a preceding message on SYSLOG or SYSLSST should indicate the problem. Make corrections as necessary and rerun the job. If the problem recurs, consider contacting IBM for a search of its known-problems data base. For error information that should be collected and held available, see the publication *z/VSE Guide for Solving Problems*.

**Operator Response:** None.

**0S03I            PROGRAM CHECK INTERRUPTION - HEX LOCATION mmmmmmm INTERRUPTION CODE nm - interruption-cause**

**Explanation:** A program check interruption occurred on the displayed location. The programming interruption code shows the cause of the program check; for example, INTERRUPTION CODE 0B denotes a decimal divide exception.

**System Action:** The system issues message 0S00I.

**Programmer Response:** Correct the program in error and rerun the job. For a discussion of interruption codes and causes, see the *Principles of Operation* manual applicable to your processing unit. The indicated hex location may be invalid if a program check occurs in the stacker select routine of an MICR program. Make corrections as necessary and rerun the job. If the problem recurs, consider contacting IBM for a search of its known-problems data base. For error information that should be collected and held available, see the publication *z/VSE Guide for Solving Problems*.

**Operator Response:** None.

**System Action:** The system waits for an operator response.

**Programmer Response:** None.

**Operator Response:** Check the description for the 0R*mnt* message to which you responded before the system displayed this message. Enter a valid response to the previously displayed 0R*mnt* message.

**0S04I            ILLEGAL SVC - HEX LOCATION mmmmmmm - SVC CODE HEX nm**

**Explanation:** Either an SVC is invalid or the parameters passed with the SVC instruction are invalid or conflicting. Following are examples of errors that may have occurred:

- The supervisor was generated without inclusion of the support needed to service the specified SVC.
- A user-written program issued an SVC reserved for system use.

If the support for a user-specified SVC is included in the supervisor, errors may have occurred as listed in "SVC Errors" on page 780.

**System Action:** The system issues message 0S00I.

**Programmer Response:** Rerun the job after having taken corrective action:

- If the failure occurred because a supervisor function did not exist, then either assemble a new supervisor which includes that function or delete the function from the failing program.
- If the failure was caused by one of the possible coding errors given in the above mentioned appendix, correct your program and rerun the job.

Note that some SVCs (14 and 26, for example) may not be issued by a subtask. If the problem recurs, obtain a system dump (you may have to rerun the failing job with // OPTION DUMP) and consider contacting IBM for a search of its known-problems data base. For error information that should be collected and held available, see the publication *z/VSE Guide for Solving Problems*.

**Operator Response:** None.

**0S05I            PHASE phase-name NOT FOUND**

**Explanation:** The system is unable to locate the named phase while executing a load request.

**System Action:** The system issues message 0S00I.

**Programmer Response:** Rerun the job after having done one of the following:

- Verify the phase name in your load request. If necessary, correct that name, recompile your program.
- If a wrong phase name is not the cause, perform a LISTDIR run for the involved sublibrary (or chain of sublibraries). Verify that the phase is cataloged; catalog the phase if it is not.
- Check whether the sublibrary has been properly defined (by LIBDEF, ACCESS, or CONNECT).

If the problem recurs, obtain a system dump (you may have to rerun the failing job with // OPTION DUMP) and consider contacting IBM for a search of its known-problems data base. For error information that should be collected and held available, see the publication *z/VSE Guide for Solving Problems*.

**Operator Response:** None.

---

**0S06I            A DUMP MACRO WAS ISSUED**

**Explanation:** A DUMP SVC was issued by a program or by a program-requested service routine.

**System Action:** The system issues message 0S00I.

**Programmer Response:** If the SVC was not issued by a user-written program, a preceding message on SYSLOG or SYSLST should indicate the problem. Make corrections as necessary and rerun the job. If the problem recurs, consider contacting IBM for a search of its known-problems data base. For error information that should be collected and held available, see *z/VSE Guide for Solving Problems*.

**Operator Response:** None.

---

**0S07I            routine PSW program-status-word**

**Explanation:** This message provides the program status word of the failing program. This message always occurs together with a descriptive cancellation message. *routine* denotes the routine active at cancellation time and may be one of the following:

**PROBLEM PROGRAM**

The program in the user partition has been canceled.

**LOG.TRANS.AREA**

The routine in the logical transient area was canceled.

**SUPERVISOR**

The supervisor routine was canceled.

**DUMP PROGRAM**

The error occurred while the dump program was active.

**TRACE PROGRAM**

The error occurred while the trace program was active.

**System Action:** None.

**Programmer Response:** Use the supplied PSW for problem determination. For a description of the PSW, refer to the applicable *ESA/390 Principles of Operation* manual.

**Operator Response:** None.

---

**0S08I            LOG. TRANS. AREA CANCELED,  
                  PHASE=*phase-name***

**Explanation:** Indicates that a logical transient was being executed when the job currently processed in the affected partition was canceled. The message is written to SYSLST together with a descriptive cancellation message displayed on SYSLOG.

**System Action:** None.

**Programmer Response:** Refer to the explanation given for the associated cancel message.

**Operator Response:** None.

---

**0S09I            AN IDUMP MACRO WAS ISSUED**

**Explanation:** A program, a program-requested service routine, or an exit routine has issued an internal dump macro. The IDUMP macro causes a storage dump to be written to SYSLST or to the dump library. Usually, this message is preceded or followed by other termination messages.

**System Action:** The VSE dump routines return control to the calling program.

**Programmer Response:** Refer to the explanation given for the

associated termination messages.

**Operator Response:** None.

---

**0S10I            GETVIS FAILURE IN DUMP ROUTINE.  
                  FUNC=*n***

**Explanation:** The terminator routine had not enough GETVIS space to write the requested dump. GETVIS was requested from the Dynamic Space GETVIS Area (dynamic partition) or from the System GETVIS Area (static partition). The GETVIS failure may have occurred

- in the module IJBSDUMP (function 1 and 2),
- in the module IJBXMAIN (function 3), or
- in the module IJBXLBIO (function 4).

**System Action:** The dump routine writes the dump to SYSLST (function 1 or function 4) or it suppresses the dump.

**Programmer Response:** Change the ASI IPL procedure (GETVIS parameter in SVA command) to increase the size of the system GETVIS space, or change the dynamic class table to increase the size of the Dynamic Space GETVIS Area.

**Operator Response:** None.

---

**0S11I            ABEND OCCURRED, REASON=*xxxxxxx*,  
                  ID=*aaaaaaaa***

**Explanation:** A task terminated abnormally. The parameter ID describes the failing function. The parameter REASON gives a reason code or return code.

• ID=SA-FCH:

The load macro failed because: (for a complete description of the reason codes see *z/VSE System Macros Reference*)

– REASON=X'47010004'

Phase not found.

– REASON=X'47010008'

Irrecoverable I/O error.

– REASON=X'4701000C'

Invalid library or sublibrary structure.

– REASON=X'47010010'

Local directory entry outside partition or phase does not fit into partition or loadpoint outside partition.

– REASON=X'47010014'

Security violation.

– REASON=X'47010018'

Inconsistent user directory state.

– REASON=X'4701001C'

Partition too small.

– REASON=X'47010024'

Mismatch between loadpoint and RMODE specification.

• ID=NUCLEUS:

– REASON=X'47020002'

A PR instruction was issued while a AB-EXIT routine was active but no corresponding PC/BAKR was issued in the AB-EXIT routine.

– REASON=X'47020003'

An unsupported PC number was used in a PC instruction.

– REASON=X'47020004'

A 'STXIT AB' macro was issued to define an AB-EXIT, but the linkage stack is not empty.

– REASON=X'47020006'

No system GETVIS available to create system control blocks. SGETVIS return code returned in REG 15.

- REASON=X'47020008'  
'STXIT AB' for define rejected in any AB-TYPE EXIT routine.
- REASON=X'4702000A'  
'STXIT PC' rejected because a ESPIE-EXIT exists.
- REASON=X'4702000B'  
'STXIT AB' rejected in PC-TYPE EXIT.
- REASON=X'4702000C'  
'STXIT AB' rejected in OC-TYPE EXIT.
- REASON=X'4702000D'  
'STXIT AB' rejected in IT-TYPE EXIT.
- REASON=X'4702000E'  
'STXIT AB' rejected in POST| -ETXR EXIT.
- REASON=X'47020010'  
No system Getvis was available to create or extend the linkage stack.
- REASON=X'47020011'  
No system Getvis was available to create or extend the recovery linkage stack.
- REASON=X'47020012'  
Linkage stack becomes full.
- REASON=X'47020013'  
Recovery linkage stack becomes full.
- REASON=X'47020014'  
No SGETVIS to create dual.
- REASON=X'47020020'  
The requested function (SVC or PC based) is not supported in X-MEMORY environment.
- REASON=X'47020030'  
ESTAEX is not allowed in a vendor EXIT routine.
- REASON=X'47020031'  
ESTAEX rejected, internal error.
- REASON=X'47020032'  
ESTAEX is not allowed while TERMINATOR or clean-up service is active.
- REASON=X'47020033'  
'STXIT AB' rejected because a ESTAEX TYPE EXIT exists.
- REASON=X'47020035'  
ESTAEX terminated. Caller not authorized (no subsystem, no vendor, not in supervisor state or PKM does not allow key 0).
- REASON=X'47020036'  
ESTAEX is not allowed in ETXR EXIT routine.
- REASON=X'47020037'  
ESTAEX is not allowed in POST EXIT routine.
- REASON=X'47020038'  
ESTAEX terminated. Parameter area ADDR invalid.
- REASON=X'47020040'  
SVC 79 called with invalid function code.
- REASON=X'47020041'  
SVC 79 called with function code 0 but no ESTAEX-TYPE EXIT active.

- REASON=X'47020050'  
EXIT AB (SVC95) not allowed when POST or EXTR EXIT active.
  - REASON=X'47020051'  
EXIT AB not allowed after Operator Cancel.
  - REASON=X'47020052'  
EXIT IT|OC|PC rejected because current RB not RB of EXIT activation.
  - ID=VENDIF:
    - REASON=X'47030002'  
Security violation.
    - REASON=X'47030003'  
Invalid second vendor EXIT invocation. ESTAEX-TYPE EXIT active.
  - ID=XMS:
    - REASON=X'47040001'  
Invalid environment for x-Memory services.
- System Action:** The system cancels the affected partition.  
**Programmer Response:** None.  
**Operator Response:** None.

---

**0S12I            MAIN TASK TERMINATION**

**Explanation:** A main task has been terminated with named subtask still attached. If the name of the canceled subtask is ACCT, the job accounting information for the currently processed job step is unreliable.  
**System Action:** The system issues message 0S00I.  
**Programmer Response:** Correct the error in your program; make sure to detach the subtasks before your program's main task goes to EOJ.  
**Operator Response:** None.

---

**0S13I            ERROR DURING I/O FOR LOCK FILE ON DASD**

**Explanation:** The program has issued a lock request with FAIL=WAITC, but the lock file is in error.  
**System Action:** The system issues message 0S00I.  
**Programmer Response:** As soon as operational requirements permit, have no further jobs scheduled for processing and instruct your operator to:

1. Allow pending jobs not relying on DASD-share support to finish executing on the systems sharing the lock file.
2. Shut down the systems.
3. Perform a new system start-up for the systems shut down in step 2.

Rerun the failing job after the operator has started up the system anew. If the problem recurs, consider contacting IBM for a search of its known-problems data base. For error information that should be collected and held available, see the publication *z/VSE Guide for Solving Problems*.  
**Operator Response:** Report the message to your programmer.

---

**0S14I            A CANCEL ALL MACRO WAS ISSUED**

**Explanation:** A subtask issued the CANCEL ALL macro.  
**System Action:** The system issues message 0S00I.  
**Programmer Response:** None.  
**Operator Response:** None.

---



---

**0S15I** AN INVALID OR NOT AUTHORIZED  
{DSPSERV | ALESERV} MACRO WAS  
ISSUED. REASON CODE = xxxx. [DATA  
SPACE NAME = xxxxxxxx.]

**Explanation:** One of the following:

- The parameter list built by the macro invocation is not valid. It was probably modified incorrectly by the user.
- The hardware or the individual installation does not allow the macro with the specified parameters.

The following reason codes are for the cancellation of the ALESERV macro.

- For general validation, xxxx can be:
  - FE01** The address of the passed parameter list is invalid
  - FE02** No system GETVIS storage
  - FE05** Running in AR mode, but access register 1 is not 0
  - FE07** The caller of the ALESERV macro may not run in an ICCF interactive partition
  - FE08** The caller of the ALESERV macro may not run in REAL mode
  - FE09** A system task or the attention routine invoked the ALESERV service
  - FE10** Not all reserved fields in the passed parameter list are hexadecimal zeroes
  - FE11** No valid service is specified (valid services are: ADD, DELETE, EXTRACT, and SEARCH)
  - FE13** The caller is disabled for I/O or external interrupts
- For the ADD and SEARCH services, xxxx can be:
  - FE30** The access operand is not public

The following reason codes are for the cancellation of the DSPSERV macro.

- For general validation, xxxx can be:
  - FF01** The address of the passed parameter list is invalid
  - FF02** No system GETVIS storage
  - FF03** Running in AR mode, but access register 1 is not 0
  - FF04** The caller of the DSPSERV macro is not in 31-bit addressing mode
  - FF07** The caller of the DSPSERV macro may not run in an ICCF interactive partition
  - FF08** The caller of the DSPSERV macro may not run in REAL mode
  - FF09** A system task or the attention routine invoked the DSPSERV service
  - FF10** Not all reserved fields in the passed parameter list are hexadecimal zeroes
  - FF11** No valid service is specified (valid services are: CREATE, DELETE, RELEASE, and EXTEND)
  - FF12** Invalid program call number. Probably DISABLED=YES was specified.
  - FF13** The caller is disabled for I/O or external interrupts
- For the CREATE service, xxxx can be:
  - 0001** Caller does not have PSW key 0 and (SCOPE=ALL or SCOPE=COMMON)
  - 0006** Maximum value (blocks) is not between 0 and 524,288
  - 0007** Initial value (blocks) is not between 0 and 524,288
  - 0008** Data space name is not left adjusted
  - 0009** Name field contains imbedded blanks
  - 000A** Only letters, numbers, @, #, and \$ allowed
  - 000B** Flags for GENNAME=YES and GENNAME=COND are on

- 000C** Name started with digit, but GENNAME is not 'YES'
- 000D** PSW key not 0, but DSNAME starts with 'SYS'
- 000E** Name begins with 'SYSDS'
- 000F** Name begins with 'SYSIV'. This name is reserved for definition of virtual disks by job control (VDISK command)
- 0011** Only one SCOPE bit may be on (SINGLE, ALL, or COMMON)
- 0020** Type is not 'BASIC'
- 0022** DREF=YES is specified
- For the DELETE service, xxxx can be:
  - 0105** The specified STOKEN does not represent a valid data space or the caller is not authorized to delete the data space
  - 010A** Only a PSW key 0 program may delete a SCOPE=ALL or SCOPE=COMMON data space
  - 010B** The PSW key of the calling program does not match the storage key of the data space, but the PSW key is not 0
- For the RELEASE service, xxxx can be:
  - 0201** The specified STOKEN does not represent a valid data space or the caller is not authorized to release the data space
  - 0202** The start address is not on page boundary
  - 0204** The number of blocks is not valid
  - 0205** The requested range of blocks is not in the range of the data space
  - 0206** A caller without PSW key 0 attempted to release either a SCOPE=ALL or a SCOPE=COMMON data space
  - 0209** The PSW key of the calling program does not match the storage key of the data space
- For the EXTEND service, xxxx can be:
  - 0501** The input STOKEN does not represent a valid data space or represents a data space for which the caller is not authorized
  - 0503** The new current size for the data space cannot exceed the maximum size for the data space
  - 0506** The PSW key of the calling task is not 0 and the SCOPE of the data space is not SINGLE
  - 0520** VAR=YES is not supported

**System Action:** The system issues message 0S00I and cancels the job.

**Programmer Response:** Correct your program that builds the parameter list for the macro invocations, or execute your job on a system that has the required facilities installed.

**Operator Response:** None.

---

**0S16I** LOCK REQUEST MAY CAUSE A  
DEADLOCK

**Explanation:** The system tried to LOCK a resource and the pool of named resources is used up. Waiting for the resource would lead to a deadlock situation.

**System Action:** The system issues message 0S00I.

**Programmer Response:** Obtain a system dump (if necessary, rerun the job with // OPTION DUMP). Check register 15 for the LOCK macro return code; make corrections as necessary and rerun the job. For a description of LOCK macro return codes, refer to "VSE/Advanced Functions Return Codes" on page 752. If the system supplied return code indicates too small a GETVIS area and the problem recurs, change your ASI IPL procedure to define a higher value for GETVIS in the SVA command.

**Operator Response:** None.

---

**0S17I EXECUTION MODE VIOLATION, SVC  
CODE HEX *mm***

**Explanation:** The related service detects an execution mode violation. This violation could be one of the following:

- A program runs with addressing mode 31, but the called service allows AMODE 24 only, or
- A program runs with residency mode 31 (above the 16MB line), but the called service allows RMODE 24 only, or
- A program runs with access register ASC mode, but the called service allows primary ASC mode only.

**System Action:** The system issues message 0S00I.

**Programmer Response:** Correct your application so that it calls the service in the allowed mode.

**Operator Response:** None.

---

**0S18I CCW CHAIN CROSSES THE 16MB  
BOUNDARY**

**Explanation:** The address or next CCW is 16MB or larger.

**System Action:** The system issues message 0S00I.

**Programmer Response:** Correct the program in error and rerun the job.

**Operator Response:** None.

---

**0S19I OPERATOR/ICCF SYSTEM REQUEST**

**System Action:** The system issues message 0S00I.

**Programmer Response:** Refer to the message displayed on your VSE/ICCF terminal. Respond to that message.

**Operator Response:** None.

---

**0S20I UNAUTHORIZED ACCESS REQUEST FOR  
*yyyyyyyyy.zzzzzzz***

**Explanation:** The named task or job tried to access an access-controlled resource *yyyyyyyyy.zzzzzzz* without having authority to do so.

**System Action:** The system issues message 0S00I. The system records the violation on the logging data set if the program VSE/Access Control-Logging and Reporting is active.

**Programmer Response:** If the above mentioned program is active, run that program to find out what caused the access control violation. If the system's access-control function should not have canceled the job or task, obtain a system dump (you may have to rerun the job with // OPTION DUMP) and contact IBM for a search of its known-problems data base. For error information that should be collected and held available, see the publication *z/VSE Guide for Solving Problems*.

**Operator Response:** None.

---

**0S21I ACCESS-CONTROL FUNCTION  
PROCESSING ERROR**

**Explanation:** Either of the following:

- The system's access-control table is in error.
- An invalid control block caused a processing error within the access-control function of the VSE system.

**System Action:** The system issues message 0S00I.

**Programmer Response:** Catalog a correct access control table (DTSECTAB) in the system library as SVA eligible, and rerun the job with a // ID statement to identify the newly cataloged table to the access-control function. If the problem recurs, obtain a system dump (you may have to rerun the job with // OPTION DUMP) and contact IBM for a search of its known-problems data base. For error information that should be collected and held available, see the publication *z/VSE Guide for Solving Problems*.

**Operator Response:** None.

---

**0S22I SECURITY MANAGER INTERNAL ERROR:  
*yyyyyyyyy***

**Explanation:** The named task or job tried to execute one of the VSE/AF security services. The VSE Security Manager canceled due to an internal processing error.

**System Action:** The system issues message 0S00I.

**Programmer Response:** Obtain a system dump (you may have to rerun the job with // OPTION DUMP) and contact IBM for a search of its known-problems data base.

**Operator Response:** Note the additional information *yyyyyyyyy* for later retrieval of storage dump information.

---

**0S23I DUMP ROUTINE CANCELED. CANCEL  
CODE=*mm***

**Explanation:** The dump routine terminated abnormally. The cancel code shows the cause of the cancellation. They are described under "VSE/Advanced Functions Cancel Codes" on page 733. The most probable reasons for the termination are operator commands like PFLUSH or CANCEL.

**System Action:** The dump routine terminates processing.

**Programmer Response:** None.

**Operator Response:** None.

---

**0S24I AN SDUMP OR SDUMPX MACRO WAS  
ISSUED**

**Explanation:** A program, a program-requested service routine, or an exit routine has issued an SDUMP or SDUMPX macro. The macros cause a storage dump or a data space dump to be written to SYSLST or the dump library.

**System Action:** The VSE dump routines return control to the calling program.

**Programmer Response:** None.

**Operator Response:** None.

---

**0S25I TRACE ROUTINE CANCELED. CANCEL  
CODE=*nn***

**Explanation:** The interactive trace routine terminated abnormally. The cancel code shows the cause of the cancellation. They are described under "VSE/Advanced Functions Cancel Codes" on page 733. The most probable reasons for the termination are operator commands like PFLUSH or CANCEL.

**System Action:** The interactive trace routine terminates processing.

**Programmer Response:** None.

**Operator Response:** None.

---

**0S26I DUMP HAS BEEN TRUNCATED**

**Explanation:** The dump to be entered into the dump library exceeds the maximum size of a library member.

**System Action:** A truncated dump has been entered into the dump library.

**Programmer Response:** None.

**Operator Response:** None.

---

**0S27I OS/390 MACRO FAILED. SYSTEM ABEND  
CODE=*nnnn*, REASON CODE:*nnnnnnnnnnnn***

**SUB REASON CODE=*xx*,  
MACRO=*macro name***

**Explanation:** The macro *macro name* was issued by a program or by a program requested service routine. It was rejected by the system for reasons identified by the ABEND code *nnnn*,



the reason code *mmmmmmmm*, and the subreason code *xx*.

**System Action:** The system cancels the affected partition.

**Operator Response:** None.

**Programmer Response:** Correct the program in error and rerun the job. If the problem recurs, consider contacting IBM for a search of its known problem database. For error information that should be collected and held available, see *z/VSE Guide for Solving Problems*.

For an explanation of the ABEND, reason and subreason codes refer to the error description of the specific macro, or to "OS/390 API Abend Codes" on page 735.

---

**0S28I ABEND ISSUED. USER ABEND  
CODE=*nnnn*, REASON CODE:*mmmmmmmm***

**Explanation:** An ABEND code was issued by a program or by a program requested service routine. The ABEND code *nnnn*, the reason code *mmmmmmmm* are supplied by the program.

**System Action:** The system cancels the affected partition.

**Operator Response:** None.

**Programmer Response:** Make corrections to the program as necessary and rerun the job. If the problem recurs, consider contacting IBM for a search of its known problem database. For error information that should be collected and held available, see *z/VSE Guide for Solving Problems*.

---

**0S29I DUMP STARTED**

**Explanation:** The z/VSE termination routines write a storage dump to SYSLST.

**System Action:** The system continues processing.

**Programmer Response:** None.

**Operator Response:** None.

---

**0S30I DUMP STARTED. MEMBER=*name*. DUMP  
IN SUBLIB=*sublibrary-name***

**Explanation:** Writing of the named system dump into the indicated sublibrary has begun.

**System Action:** The system continues processing.

**Programmer Response:** None.

**Operator Response:** Note the member name and the sublibrary name for later retrieval of storage-dump information.

---

**0S31I THE LIBRARY DUMP HAS BEEN  
CANCELED. CANCEL CODE=*nn***

**Explanation:** The operator terminated the dump routine via a PFLUSH or a CANCEL command. The cancel code shows the cause of the cancel. The cancel codes are described in "VSE/Advanced Functions Cancel Codes" on page 733.

**System Action:** The dump routine terminates processing. The rudimentary dump member has been purged from the dump library.

**Programmer Response:** None.

**Operator Response:** None.

---

**0S33I LIBDEF STATEMENT IS MISSING FOR  
THE DUMP LIBRARY**

**Explanation:** The JCL option SYSDUMP was specified, but no dump sublibrary was specified for the partition. The LIBDEF statement for the dump library is missing.

**System Action:** The dump routine tries to write the dump to SYSLST.

**Programmer Response:** None.

**Operator Response:** None.

---

**0S34I DUMP LIBRARY ERROR. FUNCTION = *f*  
FEEDBACK CODE=*X'nn'***

**Explanation:** An unexpected error occurred while the dump routine was writing a dump to the dump library. The number *f* specifies the failing Librarian function:

f=1: error during LOCK macro  
f=2: error during CONNECT  
f=3: error during PUT  
f=4: error during STOW  
f=5: error during DISCONNECT  
f=6: error during GET  
f=7: error during OPEN  
f=8: housekeeping member (HSKMEM) is locked

The feedback code *nn* specifies the Librarian return code and it is primarily intended for later problem determination by service personnel.

**System Action:** If SYSLST is assigned, the dump routine writes the dump to SYSLST.

**Programmer Response:** Contact your IBM Support Center and report the feedback code displayed by this message.

**Operator Response:** None.

---

**0S35I PHASE *phase-name* DOES NOT FIT IN LTA  
OR PARTITION**

**Explanation:** The phase to be loaded does not fit into the logical transient area (LTA) or the affected partition, whichever applies.

**System Action:** The system cancels the job.

**Programmer Response:** If the phase was to be executed in the LTA, rewrite and link the code as two or more phases that are to be executed in that area, one after the other. Then rerun the job. If the phase was to be executed in a partition, rerun the job in a larger partition or in a partition for which a larger SIZE (program area) value has been defined.

**Operator Response:** None.

---

**0S36I DSP SYSTEM TASK CANCELED**

**Explanation:** A cancel condition occurred during the dispatcher system task process.

**System Action:** The system task is deactivated and partition balancing is stopped.

**Programmer Response:** None.

**Operator Response:** Try to restart the system task by specifying a balanced group of partitions with the PRTY command. If no restart is possible or if the error occurs again, contact IBM for support.

---

**0S37I PROGRAM CANCELED. SERVICE  
PROVIDER *jobname* IN PARTITION *syslog id*  
TERMINATED.**

**Explanation:** A program was executing in the service provider partition *syslog* by means of PC-ss. Since the service provider *jobname* terminated, the program is cancelled, thus leaving the terminating partition.

**System Action:** The system issues messages 0S37I followed by messages 0S00I.

**Operator Response:** Restart service provider and user.

**Programmer Response:** None.

---

**OS38I KEY VALIDATION FAILED, REASON=xxxx**  
**[,KEYWORD=yyyy][RC=rc]**

**Explanation:** An error was detected during execution of program IVALPKEY. The specified product could not be key enabled. The parameter REASON describes the error. The parameter KEYWORD specifies the keyword in error. If applicable, the parameter RC gives a detailed error description.

**REASON = 0001**  
 At least one of the mandatory keywords PRODUCT, KEY and CUSTINFO has not been specified.

**REASON = 0002**  
 An invalid keyword has been specified. *yyyy* denotes the invalid keyword.

**REASON = 0003**  
 An keyword has been specified more than once. *yyyy* denotes the keyword.

**REASON = 0004**  
 An invalid value has been specified for KEYWORD=*yyyy*.

**REASON = 0005**  
 The specification for KEY and CUSTINFO is not a valid product key. The key verification routine failed with RC=*rc*.

**REASON = 0006**  
 MODULE IJBTVAl not loaded into the SVA.

**REASON = 0007**  
 Error during trial key processing.

**System Action:** The IVALPKEY program terminates with return code 8.

**Operator Response:** None.

**Programmer Response:** In case of RC = 4, there was an error during file handling. Please contact IBM.

In case of RC = 8, you tried to enable the trial key version and the trial key period is exhausted.

---

**OS39I ERROR DURING OSA EXPRESS**  
**PPOCESSING, REASON=xxxx**  
**CUU=yyyy,DEV/CHAN STATUS=zzzz**  
**SNS=ww.wv.**

**Explanation:** The TCP/IP link of type OSAX detected an error. The value *xxxx* specifies the reason code. If present, the value *yyyy* denotes the failing cuu, the value *zzzz* is a character string whose first two characters are the command code of the failing CCW. The remaining characters are the channel status word, and the value *ww.wv* denotes the sense data. The value *vvv* is the return code provided by a specific function.

**REASON = X'0001'**  
 The OSAX link received invalid input. The function code was invalid.

**REASON = X'0002'**  
 The OSAX link received invalid input. No more OSAX links are allowed in the partition. 10 is the maximum.

**REASON = X'0003'**  
 Not enough partition Getvis available to allocate control blocks.

**REASON = X'0004'**  
 Freevis failed.

**REASON = X'0005'**  
 Not enough PFIx storage available.

**REASON = X'0006'**  
 Pfree failed.

**REASON = X'0007'**  
 The OSAX link received invalid input. Too many IP addresses were specified.

**REASON = X'0008'**  
 The OSAX link received invalid input. An invalid routing type was specified.

**REASON = X'0009'**  
 The OSAX link received invalid input. Priority queueing not supported.

**REASON = X'000A'**  
 The OSAX link received invalid input. An invalid default queue was specified.

**REASON = X'000B'**  
 The OSAX link received invalid input. An invalid checksumming type was specified.

**REASON = X'000C'**  
 The device is not known to the system. The ADD statement or the DEV and/or DATAPATH parameter on the DEFINE LINK statement may be missing.

**REASON = X'000D'**  
 The system was not able to retrieve device information.

**REASON = X'000E'**  
 The device is not an OSAX device.

**REASON = X'000F'**  
 Mismatch in device specification.

**REASON = X'0010'**  
 Unsupported device.

**REASON = X'0011'**  
 The device numbers in the DEV parameter of the DEFINE LINK statement must be an even/odd pair. If running under VM, ensure that also the real device numbers as generated in the IOCP are an even/odd pair.

**REASON = X'0012'**  
 Device is already assigned. It may already be used in another DEFINE LINK statement or specified twice in the same DEFINE LINK statement.

**REASON = X'0013'**  
 The device reported a protocol error.

**REASON = X'0014'**  
 The device reported a protocol error.

**REASON = X'0015'**  
 The device reported a protocol error.

**REASON = X'0016'**  
 The OSAX link received invalid input. An invalid token was passed.

**REASON = X'0017'**  
 Currently no copy blocks are available.

- REASON = X'0018'**  
An I/O operation failed.
- REASON = X'0019'**  
An I/O operation did not complete in a reasonable time frame.
- REASON = X'001A'**  
The OSA Express adapter reported an error for the device.
- REASON = X'001B'**  
The OSA Express adapter reported an error for the device.
- REASON = X'001C'**  
The buffer to receive the IP datagram is too small.
- REASON = X'001D'**  
The link received an IP datagram with inconsistent length.
- REASON = X'001E'**  
An I/O operation completes with an error.
- REASON = X'001F'**  
The OSA Express adapter presented unexpected STARTLAN.
- REASON = X'0020'**  
The OSA Express adapter presented unexpected STOPLAN.
- REASON = X'0021'**  
The OSA Express adapter presented an error.
- REASON = X'0022'**  
I/O operation failed.
- REASON = X'0023'**  
I/O operation failed.
- REASON = X'0024'**  
I/O operation failed.
- REASON = X'0025'**  
Adapter reported an error.
- REASON = X'0026'**  
The device is busy. This should be a temporary condition only.
- REASON = X'0027'**  
The OSAX link received invalid input. The IP datagram is too long.
- REASON = X'0028'**  
The device reported a protocol error.
- REASON = X'0029'**  
I/O operation failed.
- REASON = X'002A'**  
I/O operation failed.
- REASON = X'002B'**  
I/O operation failed.
- REASON = X'002C'**  
The adapter rejected the IP address.
- REASON = X'002D'**  
The OSA Express adapter presented an unexpected return code.
- REASON = X'002E'**  
The OSAX link received invalid input.
- REASON = X'002F'**  
The OSAX link received invalid input.
- REASON = X'0030'**  
The device is not operational.
- REASON = X'0031'**  
You did not specify PORTNAME. PORTNAME is a mandatory parameter.
- REASON = X'0032'**  
Most likely you have specified an invalid PORTNAME. The first user of the OSA Express adapter sets the PORTNAME. All other users must use the same PORTNAME.
- REASON = X'0033'**  
The HiperSockets device does not support Hipersockets features. This is most likely a hardware error.
- REASON = X'0034'**  
The HiperSockets device could not be enabled. This is most likely a hardware error.
- REASON = X'0035'**  
The Startlan function failed. This is most likely indicated by RETCODE=E080.
- REASON = X'0036'**  
The Assist function of the OSA Express adapter failed.
- REASON = X'0037'**  
ARP processing could not be enabled on the OSA Express Adapter.
- REASON = X'0039'**  
I/O operation failed.
- REASON = X'0040'**  
The Hipersockets device reported a problem.
- REASON = X'0041'**  
There is already a primary router defined. This is indicated by RETCODE=E008 or E010.
- REASON = X'0042'**  
There is already a secondary router defined. This is indicated by RETCODE=E009 or E011.
- REASON = X'0043'**  
The routing facility could not be enabled. This is indicated by RETCODE=E007 or E012. Most likely, you tried to enable routing for a Hipersockets device which is not allowed.
- REASON = X'0044'**  
The routing facility could not be enabled.  
**System Action:**
- REASON = X'0001'**  
The DEFINE LINK fails.
- REASON = X'0002'**  
The DEFINE LINK fails.
- REASON = X'0003'**  
The DEFINE LINK fails.
- REASON = X'0004'**  
None.

## 0S39I

**REASON = X'0005'**  
None.

**REASON = X'0006'**  
None.

**REASON = X'0007'**  
The DEFINE LINK fails.

**REASON = X'0008'**  
The DEFINE LINK fails.

**REASON = X'0009'**  
The DEFINE LINK fails.

**REASON = X'000A'**  
The DEFINE LINK fails.

**REASON = X'000B'**  
The DEFINE LINK fails.

**REASON = X'000C'**  
The DEFINE LINK fails.

**REASON = X'000D'**  
The DEFINE LINK fails.

**REASON = X'000E'**  
The DEFINE LINK fails.

**REASON = X'000F'**  
The DEFINE LINK fails.

**REASON = X'0010'**  
The DEFINE LINK fails.

**REASON = X'0011'**  
The DEFINE LINK fails.

**REASON = X'0012'**  
The DEFINE LINK fails.

**REASON = X'0013'**  
The DEFINE LINK fails.

**REASON = X'0014'**  
The DEFINE LINK fails.

**REASON = X'0015'**  
The DEFINE LINK fails.

**REASON = X'0016'**  
The DEFINE LINK fails.

**REASON = X'0017'**  
The DEFINE LINK fails.

**REASON = X'0018'**  
The DEFINE LINK fails.

**REASON = X'0019'**  
The LINK is terminated and restarted.

**REASON = X'001A'**  
None.

**REASON = X'001B'**  
None.

**REASON = X'001C'**  
None.

**REASON = X'001D'**  
None.

**REASON = X'001E'**  
The LINK is terminated and restarted.

**REASON = X'001F'**  
The LINK is terminated and restarted.

**REASON = X'0020'**  
The LINK is terminated and restarted.

**REASON = X'0021'**  
The LINK is terminated and restarted.

**REASON = X'0022'**  
None.

**REASON = X'0023'**  
None.

**REASON = X'0024'**  
None.

**REASON = X'0025'**  
None.

**REASON = X'0026'**  
None.

**REASON = X'0027'**  
None.

**REASON = X'0028'**  
The DEFINE LINK fails.

**REASON = X'0029'**  
None.

**REASON = X'002A'**  
None.

**REASON = X'002B'**  
None.

**REASON = X'002C'**  
The DEFINE LINK fails.

**REASON = X'002D'**  
The DEFINE LINK fails.

**REASON = X'002E'**  
The DEFINE LINK fails.

**REASON = X'002F'**  
The DEFINE LINK fails.

**REASON = X'0030'**  
The LINK is terminated.

**REASON = X'0031'**  
The DEFINE LINK fails.

**REASON = X'0032'**  
The DEFINE LINK fails.

**REASON = X'0033'**  
The DEFINE LINK fails.

**REASON = X'0034'**  
The DEFINE LINK fails.

**REASON = X'0035'**  
The DEFINE LINK fails.

**REASON = X'0036'**  
The DEFINE LINK fails.

**REASON = X'0037'**  
The DEFINE LINK fails.

**REASON = X'0039'**  
None.

<b>REASON = X'0040'</b> None.	<b>REASON = X'0014'</b> Reset the device.
<b>REASON = X'0041'</b> The DEFINE LINK fails.	<b>REASON = X'0015'</b> Reset the device.
<b>REASON = X'0042'</b> The DEFINE LINK fails.	<b>REASON = X'0016'</b> None.
<b>REASON = X'0043'</b> The DEFINE LINK fails.	<b>REASON = X'0017'</b> Try later. If the problem persists, increase the BUFSIZE parameter in the IPL SYS command.
<b>REASON = X'0044'</b> The DEFINE LINK fails.	<b>REASON = X'0018'</b> Ensure that the OSA Express adapter is operational.
<b>Operator Response:</b>	<b>REASON = X'0019'</b> Check if the OSA Express adapter is operational.
<b>REASON = X'0001'</b> None.	<b>REASON = X'001A'</b> Check if the OSA Express adapter is operational.
<b>REASON = X'0002'</b> Correct your DEFINE LINK.	<b>REASON = X'001B'</b> Check if the OSA Express adapter is operational.
<b>REASON = X'0003'</b> Increase the partition Getvis area of the TCP/IP partition.	<b>REASON = X'001C'</b> None.
<b>REASON = X'0004'</b> None.	<b>REASON = X'001D'</b> None.
<b>REASON = X'0005'</b> Increase the ABOVE value in the SETPFIX command of the TCP/IP startup procedure.	<b>REASON = X'001E'</b> Check if the OSA Express adapter is operational or if the problem is caused by a hardware failure.
<b>REASON = X'0006'</b> None.	<b>REASON = X'001F'</b> None.
<b>REASON = X'0007'</b> None.	<b>REASON = X'0020'</b> None.
<b>REASON = X'0008'</b> None.	<b>REASON = X'0021'</b> None.
<b>REASON = X'0009'</b> None.	<b>REASON = X'0022'</b> Check if the OSA Express adapter is operational.
<b>REASON = X'000A'</b> None.	<b>REASON = X'0023'</b> Check if the OSA Express adapter is operational.
<b>REASON = X'000B'</b> None.	<b>REASON = X'0024'</b> Check if the OSA Express adapter is operational.
<b>REASON = X'000C'</b> Correct your ADD statement or DEFINE LINK statement.	<b>REASON = X'0025'</b> None.
<b>REASON = X'000D'</b> Check your ADD statement.	<b>REASON = X'0026'</b> Check if the OSA Express adapter is operational.
<b>REASON = X'000E'</b> Correct your ADD statement.	<b>REASON = X'0027'</b> None.
<b>REASON = X'000F'</b> None.	<b>REASON = X'0028'</b> Reset the device.
<b>REASON = X'0010'</b> Correct your ADD and/or DEFINE LINK statement.	<b>REASON = X'0029'</b> None.
<b>REASON = X'0011'</b> Correct your DEFINE LINK statement.	<b>REASON = X'002A'</b> None.
<b>REASON = X'0012'</b> Correct your DEFINE LINK statement.	<b>REASON = X'002B'</b> None.
<b>REASON = X'0013'</b> Reset the device.	<b>REASON = X'002C'</b> Correct the IP address in the DEFINE LINK statement.

## OS39I

**REASON = X'002D'**  
None.

**REASON = X'002E'**  
Try the DEFINE LINK again.

**REASON = X'002F'**  
None.

**REASON = X'0030'**  
Check if the device is online and ready. After the device has been made ready, submit a DEFINE LINK.

**REASON = X'0031'**  
None.

**REASON = X'0032'**  
None.

**REASON = X'0033'**  
None.

**REASON = X'0034'**  
None.

**REASON = X'0035'**  
None.

**REASON = X'0036'**  
Ensure that the OSA Express adapter is configured correctly.

**REASON = X'0037'**  
This is most likely a hardware error.

**REASON = X'0039'**  
Check if the OSA Express adapter is operational.

**REASON = X'0040'**  
Restart the Hipersockets link.

**REASON = X'0041'**  
Correct your DEFINE LINK statement.

**REASON = X'0042'**  
Correct your DEFINE LINK statement.

**REASON = X'0043'**  
Correct your DEFINE LINK statement.

**REASON = X'0044'**  
None.

### **Programmer Response:**

**REASON = X'0001'**  
Contact your IBM support center and report the reason code displayed by this message.

**REASON = X'0002'**  
None.

**REASON = X'0003'**  
None.

**REASON = X'0004'**  
None.

**REASON = X'0005'**  
None.

**REASON = X'0006'**  
None.

**REASON = X'0007'**  
Contact your IBM support center and report the reason code displayed by this message.

**REASON = X'0008'**  
Contact your IBM support center and report the reason code displayed by this message.

**REASON = X'0009'**  
Contact your IBM support center and report the reason code displayed by this message.

**REASON = X'000A'**  
Contact your IBM support center and report the reason code displayed by this message.

**REASON = X'000B'**  
Contact your IBM support center and report the reason code displayed by this message.

**REASON = X'000C'**  
None.

**REASON = X'000D'**  
None.

**REASON = X'000E'**  
None.

**REASON = X'000F'**  
Ensure that all devices in the DEFINE LINK have the same device specifications and are on the same CHPID.

**REASON = X'0010'**  
None.

**REASON = X'0011'**  
None.

**REASON = X'0012'**  
None.

**REASON = X'0013'**  
None.

**REASON = X'0014'**  
None.

**REASON = X'0015'**  
None.

**REASON = X'0016'**  
Contact your IBM support center and report the reason code displayed by this message.

**REASON = X'0017'**  
None.

**REASON = X'0018'**  
None.

**REASON = X'0019'**  
None.

**REASON = X'001A'**  
None.

**REASON = X'001B'**  
None.

**REASON = X'001C'**  
Contact your IBM support center and report the reason code displayed by this message.



**REASON = X'001D'**  
Contact your IBM support center and report the reason code displayed by this message.

**REASON = X'001E'**  
None.

**REASON = X'001F'**  
None.

**REASON = X'0020'**  
None.

**REASON = X'0021'**  
None.

**REASON = X'0022'**  
None.

**REASON = X'0023'**  
None.

**REASON = X'0024'**  
None.

**REASON = X'0025'**  
None.

**REASON = X'0026'**  
None.

**REASON = X'0027'**  
Contact your IBM support center and report the reason code displayed by this message.

**REASON = X'0028'**  
None.

**REASON = X'0029'**  
Contact your IBM support center and report the reason code displayed by this message.

**REASON = X'002A'**  
Contact your IBM support center and report the reason code, device address and CCSW displayed by this message.

**REASON = X'002B'**  
Contact your IBM support center and report the reason code, device address, CCSW and sense bytes displayed by this message.

**REASON = X'002C'**  
None.

**REASON = X'002D'**  
Contact your IBM support center and report the reason code displayed by this message.

**REASON = X'002E'**  
None.

**REASON = X'002F'**  
Contact your IBM support center and report the reason code displayed by this message.

**REASON = X'0030'**  
None.

**REASON = X'0031'**  
Specify PORTNAME in the DEFINE LINK statement.

**REASON = X'0032'**  
Specify the correct PORTNAME.

**REASON = X'0033'**  
None.

**REASON = X'0034'**  
None.

**REASON = X'0035'**  
None.

**REASON = X'0036'**  
None.

**REASON = X'0037'**  
None.

**REASON = X'0039'**  
None.

**REASON = X'0040'**  
None.

**REASON = X'0041'**  
None.

**REASON = X'0042'**  
None.

**REASON = X'0043'**  
None.

**REASON = X'0044'**  
Contact your IBM support center and report the RETCODE displayed by this message.

---

**0S40I**      **SCSI PROCESSING EVENT: REASON=xxxx**  
**Explanation:** An event occurred during SCSI processing. This can either be an information or an error. The value *xxxx* specifies the reason code. The message may also contain following additional information:

**FUNCTION=**  
the function that detected the event

**FCP=**      the FCP cuu

**FBA=**      the SCSI cuu

**CCSW=**    the 9 bytes extended CSW

**SNS=**      the 32 SENSE bytes

**WWPN=**  
the 8 bytes WWPN of the port

**LUN=**      the 8 bytes LUN name of the SCSI device

**FSFCMD=**  
the FSF command responsible for the event

**PROTSTAT=**  
a 20-byte Protocol Status

**FSFSTAT=**  
a 20-byte FSF Status

**RESPONSE=**  
information returned by the name server

**UNSOLICETED\_STATUS=**  
4-bytes status type when the FCP device presented an unsolicited status

**PAYLOAD=**  
first 16 bytes of the payload when the FCP device presented an incoming ELS

## 0S40I

**ERW=** 4-bytes ERW when a program check occurred. This is indicated by X'20' in the channel status of the related CCSW#

REASON codes are as follows:

**REASON=X'0001', X'0002', X'0003'**

The FCP device has not been added.

**REASON=X'0004'**

The FCP device has not been added with type 'FCP'.

**REASON=X'0005'**

There is not enough system Getvis available to allocate control blocks.

**REASON=X'0006'**

There is not enough real storage available to pfix control blocks.

**REASON=X'0007'**

There are not enough copy blocks available.

**REASON=X'0008', X'0009', X'000A', X'000B', X'000C', X'0073', X'0074', X'0080'-X'0086'**

The FCP device presented an I/O error.

**REASON=X'000D' - X'0014'**

An FCP command failed.

**REASON=X'0017'**

The WWPN could not be resolved by the name server.

**REASON=X'0018'**

The port, specified by WWPN could not be opened.

- The FCP adapter might not be authorized to access the WWPN.
- If access control is active, access to the port might be denied.  
This is indicated by:  
FSFSTAT=000000AD 00000007

**REASON=X'001A' - X'001C'**

An FCP command did not complete in time.

**REASON=X'001D'**

The port specified by WWPN does not respond any longer. The port of the disk controller may be off-lined in the switch or the cable between disk controller and switch is disconnected.

**REASON=X'001F'**

An FCP command did not complete in time.

**REASON=X'0020', X'0022', X'0024', X'0026', X'0027', X'002D', X'002E', X'0072'**

The FCP device presented an I/O error.

**REASON=X'0023'**

The name server in the switch could not resolve the WWPN. The WWPN is not known to the switch (indicated by X'00090002' in the last word of the response field) or the FCP adapter is not authorized to access the WWPN (indicated by X'00090001' in the last word of the response field).

**REASON=X'0025'**

The port specified by WWPN could not be opened. The FCP adapter rejected the request since too many ports are open.

**REASON=X'0028'**

An invalid network topology was detected. Either the switch is not an Open-FCP switch or the FCP adapter is not connected directly with the switch.

**REASON=X'0029', X'0071'**

A link-down condition occurred. Either the cable between FCP adapter and switch is not plugged in or the port of the FCP adapter is set offline in the switch.

**REASON=X'002A'**

- The LUN has already been opened on this FCP adapter. A LUN can be opened only once per FCP adapter CHPID.
- If access control is active, access to the LUN is denied. This is indicated by FSFSTAT=00000012 aaaaaaaaaaaaaaxxyyyy00000000.  
xxxx: ACT Sub-table that caused the denial.
  - 0001: Operation System Sub-table
  - 0002: Port-WWPN Sub-table
  - 0003: Port-DID Sub-table
  - 0004: LUN Sub-table

yyyy: Number of the rule (starting with zero) that caused the denial.

**REASON=X'002B'**

The LUN could not be opened. The FCP adapter rejected the request since too many LUNs are open.

**REASON=X'002C'**

The LUN has already been opened.

**REASON=X'002F'**

The LUN has already been opened on this FCP adapter (CHPID). A LUN can be opened only once per FCP adapter CHPID.

**REASON=X'0030'**

The FCP adapter is busy.

**REASON=X'0031' - X'0032'**

An error occurred during FCP adapter recovery.

**REASON=X'0040'**

The WWPN is no longer valid. The port identified by the WWPN must have been re-configured.

**REASON=X'0050'**

The LUN specification is invalid. Peripheral addressing is used and required fields are not zero.

**REASON=X'0051'**

The LUN specification is invalid. Flat space addressing is used and required fields are not zero.

**REASON=X'0052'**

The LUN specification is invalid. An invalid addressing mode is used.

**REASON=X'0055'**

The SCSI device (LUN) contains the lock file and has already been opened using a different connection path. Multi-pathing is not allowed for the lock file device.

**REASON=X'0060'**

The FCP device is not operational or is detached if running under VM.

**REASON=X'0061'**

The FCP device is added with device type FCP, but is not an FCP device.

**REASON=X'0065', X'0066'**

The system could not enable adapter interrupts.

**REASON=X'0070'**

The maximum number of allowed FCP devices (10) is exceeded.

**REASON=X'0100'**

An FCP command failed with protocol error.

**REASON=X'0101', X'0108'**

A link-down condition occurred. Either the cable between the FCP adapter and the switch is not plugged in or the port of the FCP adapter is set offline in the switch.

**REASON=X'0102'**

An FCP command failed with FSF status.

**REASON=X'0103', X'0106'**

The port is not accessible any longer.

**REASON=X'0104'**

The FCP device presented an I/O error.

**REASON=X'0105'**

If access control is active, the access control table does not grant access to the LUN.

**REASON=X'0107'**

The FCP adapter reported a bit error threshold exception.

**REASON=X'0109'**

A link-up condition occurred. Either the cable between the FCP adapter and the switch is plugged in again or the CHPID of the FCP adapter is set offline in the switch.

**REASON=X'010A'**

At least one port is not accessible any longer.

**REASON=X'010B', X'010C', X'010E'**

The FCP device presented an I/O error.

**REASON=X'010D'**

An AR OFFLINE command was issued for the FCP device.

**REASON=X'010F'**

The system has a resource problem.

**REASON=X'0110'**

A machine check was presented, indicating that the FCP device is ready again.

**REASON=X'0111'**

The FCP device presented an unexpected FSF status.

**REASON=X'0112'**

The FCP device presented an unexpected unsolicited status.

**REASON=X'0113'**

The FCP device presented an unexpected ELS type which is not handled by VSE.

**REASON=X'0114'**

The LUN has been boxed. Most likely the access rights have changed or access control has been activated.

**System Action:**

**REASON=X'0001', X'0002', X'0003', X'0004', X'0005', X'0006', X'0007', X'0017', X'0018', X'0023', X'0025', X'0028', X'0029', X'0071', X'002A', X'002B', X'002C', X'0030', X'0050', X'0051', X'0052', X'0060', X'0061', X'0070'**

The DEF or SYSDEF SCSI command could not establish the connection to the SCSI device.

**REASON=X'0008', X'0009', X'000A', X'000B', X'000C', X'0073', X'0074', X'0080'-X'0086'**

The DEF or SYSDEF SCSI command could not establish the connection to the SCSI device because the FCP device is not operational. When the FCP device becomes operational, the connection is established automatically.

**REASON=X'000D' - X'0014'**

The DEF or SYSDEF SCSI command could not establish the connection to the SCSI device. The system tries to recover the connection.

**REASON=X'001A' - X'001C'**

The system ignores the information and tries to continue.

**REASON=X'001D'**

The system tries to recover the connections to the port. If this is not possible, all SCSI devices connected via this port are set offline.

**REASON=X'001F', X'0020', X'0022', X'0024', X'0026', X'0027', X'002D', X'002E', X'0072', X'0100', X'0102', X'0104', X'0109', X'010B', X'010C', X'010E', X'0110', X'0111'**

The system initiates FCP adapter recovery for the FCP device.

**REASON=X'002F'**

The system rejects the DEF/SYSDEF SCSI command.

**REASON=X'0031' - X'0032'**

Processing continues.

**REASON=X'0040'**

The system tries to re-open the connections to the SCSI devices accessible via this port.

**REASON=X'0055'**

The system rejects the DEF/SYSDEF SCSI command.

**REASON=X'0065', X'0066'**

The system continues and uses PCI interruption.

**REASON=X'0101'**

The FCP device and all attached LUNs are set 'not operational'.

**REASON=X'0103', X'0106'**

Port recovery is initiated for the port and all attached LUNs.

**REASON=X'0105'**

The LUN is set not operational.

**REASON=X'0107'**

None.

**REASON=X'0108', X'010D', X'010F'**

The FCP device and all attached LUNs are set 'not operational'.

**REASON=X'010A'**

If the connection is not operational, port recovery is initiated.

REASON=X'0112', X'0113'  
None.

REASON=X'0114'  
The system tries to recover the LUN.

**Operator Response:**

REASON=X'0018', X'001D', X'0023'  
Ensure that

- the port in the switch is enabled
- the cable between switch and disk controller is plugged in
- the WWPN of the FCP adapter is authorized to access the port.
- if access control is active, ensure, that the access control table grants the proper access rights.

REASON=X'0028'  
Ensure that

- the switch is configured correctly
- the FCP adapter is connected directly with the switch

REASON=X'0029', X'0071', X'0101', X'0108'  
Ensure that

- the cable between FCP adapter and switch is plugged in
- the port of the FCP adapter is set online in the switch

REASON = X'0040', X'010A'  
Check if the ports of the disk controller have been re-configured in the switch.

REASON = X'0102'  
If the FSFCMD is 00000005 and FSFSTAT shows 00BADDEF in word 3 then the port specified by WWPN is not configured as 'Open FCP' and 'Switched Fabric'.

- Correct the configuration of your port in the ESS controller.

REASON = X'010F'  
Use the AR command ONLINE cuu (cuu of FCP device) to restart the FCP device and all associated LUNs.

**Other REASONS**

None.

**Programmer Response:**

REASON=X'0001', X'0002', X'0003'  
ADD the FCP device in your IPL procedure.

REASON=X'0004'  
ADD the FCP device in your IPL procedure with device type FCP.

REASON=X'0005'  
Increase the 31-bit SVA GETVIS specification in your IPL procedure.

REASON=X'0006'  
Reduce the SETPFIX requirements in the system or increase your real storage.

REASON=X'0007'  
Increase the SYS BUF SIZE specification in your IPL procedure.

REASON=X'0008', X'0009', X'000A', X'000B', X'000C', X'0073', X'0074', X'0080'-X'0086'  
None.

REASON=X'000D' - X'0014'  
None.

REASON=X'0017', X'0018', X'0023'  
Correct the WWPN specification in the DEF/SYSDEF command. If access control is active, correct your access control table.

REASON=X'001A' - X'001D', X'001F' X'0020', X'0022', X'0024' - X'002A', X'002C', X'002D', X'002E', X'0030' - X'0032', X'0040', X'0071', X'0072'  
None.

REASON=X'002B'  
Check the usage of the FCP CHPID in your system and reduce the number of connections.

REASON=X'002F'  
Correct the LUN and/or FCP specification in the DEF/SYSDEF SCSI command.

REASON=X'0050', X'0051', X'0052'  
Correct the LUN specification in the DEF/SYSDEF SCSI command.

REASON=X'0055'  
Remove the DEF SCSI command from your IPL procedure.

REASON=X'0060'  
Make the FCP device ready or attach it to your VSE guest if running under VM.

REASON=X'0061'  
Correct the DEF/SYSDEF SCSI statement.

REASON=X'0065' - X'0066'  
None.

REASON=X'0100' - X'0104', X'0106' - X'0113'  
None.

REASON=X'0105'  
Correct your access control table.

REASON=X'0114'  
Correct the access control table.

---

0S41I      SCSI DEVICE *cuu* NOT USABLE BECAUSE OF UNSUPPORTED SCSI VERSION (X'*v*'), SUPPORTED ARE VERSION 3 AND HIGHER

**Explanation:** A SCSI device with *cuu* has been defined which supports AINSI SCSI version *v*.

**System Action:** The SCSI device with *cuu* can not be used.

**Operator Response:** Notify your system programmer.

**Programmer Response:** Define a SCSI device which supports ANSI SCSI version 3 or higher.

---

0S42I      SCSI DEVICE *cuu* NOT USABLE BECAUSE OF UNSUPPORTED BLOCKSIZE (*nnnnnn*), BLOCKSIZE MUST BE 512

**Explanation:** A SCSI device with *cuu* has been defined with an unsupported blocksize *nnnnnn*.

**System Action:** The SCSI device with *cuu* can not be used.

**Operator Response:** Notify your system programmer.

**Programmer Response:** Define a SCSI device with a blocksize of 512.

**0S43I            SCSI DEVICE *cuu* NOT USABLE BECAUSE SIZE BELOW MINIMUM (*nnnn* BLOCKS), AT LEAST 15,962 BLOCKS MUST BE DEFINED**

**Explanation:** A SCSI device with *cuu* has been defined which is too small.

**System Action:** The SCSI device with *cuu* can not be used.

**Operator Response:** Notify your system programmer.

**Programmer Response:** Define a SCSI device with at least 15,962 blocks (almost 8 Mb). Since z/VSE uses the first 8,192 blocks for its internal services, only 7,770 blocks (almost 4 Mb) will be available for general usage.

**0S44I            SCSI DEVICE *cuu* EXCEEDS MAXIMUM (DEFINED ARE *nnnnnnnnnnnnnnnnnnnn* BLOCKS), *nnnnnnnnnnnnnnnnnnnn* BLOCKS ARE UNUSED**

**Explanation:** A SCSI device with *cuu* has been defined with *nnnnnnnnnnnnnnnnnnnn* blocks, out of which not all blocks can be used. Since the SCSI device is emulated as an FBA device of type 9336-20, the layout of the FBA device restricts the number of addressable blocks to 50,920,695 (about 24 Gb). In addition, z/VSE reserves the first 8,192 blocks (4 Mb) of the SCSI device for its own internal services. Thus at most 50,928,887 blocks of a SCSI device are used by z/VSE.

**System Action:** The SCSI device with *cuu* is made accessible and 50,920,695 blocks are available.

**Operator Response:** Notify your system programmer.

**Programmer Response:** You may consider to redefine the SCSI device in order to avoid allocation of unused blocks on the SCSI device. Define a SCSI device with at most 50,928,887 blocks (about 24 Gb + 4 Mb, including 4 Mb for z/VSE's usage).

**0S45I            SCSI DEVICE *cuu* CONSISTS OF *nnnnnnnnnnnnnnnnnnnn* BLOCKS, *nnnnnnnnnn* BLOCKS ARE AVAILABLE, *lll* BLOCKS ARE UNUSED**

**Explanation:** *nnnnnnnnnnnnnnnnnnnn* blocks have been defined for the SCSI device *cuu*. z/VSE reserves the first 8,192 blocks for its internal use. Since the SCSI device is emulated as an FBA device of type 9336-20, the remainder (*nnnnnnnnnnnnnnnnnnnn* - 8,192) is rounded down to the next multiple of 777 and results in *nnnnnnnnnnnnnnnnnnnn* blocks, which are made available for general usage. *lll* blocks of the SCSI device are unused.

**System Action:** The SCSI device with *cuu* is made accessible and *nnnnnnnnnnnnnnnnnnnn* blocks are available.

**Operator Response:** Notify your system programmer.

**Programmer Response:** You may consider to redefine the SCSI device in order to avoid allocation of unused blocks on the SCSI device.

**0S46I            I/O ERROR ON FBA=*cuu* FCP=*cuu1*  
RC=*return code* REASON=*reason code***

**Explanation:** An I/O error occurred while processing I/O requests for SCSI device *cuu* over FCP adapter *cuu1*

- For RC=01 ( SENSE DATA REPORTED ) *reason code* contains sense data reported by the SCSI device in the format: *kkccqq* where
  - *kk* is the Sense Key
  - *cc* is the Sense Code

– *qq* is the Sense Code Qualifier.

For common sense data 052500

- the LUN referred to by *cuu* does not exist or
- the FCP adapter is not allowed to access the LUN.
- For RC=02 ( FCP ERROR REPORTED ) *reason code* contains information about the error reported in the format: 0000*rr* where
  - *rr* is the RSP\_CODE
- For RC=03 ( PERSISTENT CONDITION ) *reason code* contains information about the kind of persistent condition encountered in the format: 0000*cc* with
  - *cc*=01 for persistent RESERVED
  - *cc*=02 for persistent BUSY
  - *cc*=03 for persistent CONTINGENT ALLEGIANCE
  - *cc*=04 for persistent QUEUE FULL
- RC=04 ( INCOMPLETE I/O OPERATION ) is set only during IPL if an I/O operation does not result in a clear channel and device end. Reason Code: n. a.
- RC=05 ( I/O ERROR ENCOUNTERED BY FCP DEVICE DRIVER ) is set only during IPL if the FCP device driver has encountered problems while communicating with the FCP adapter. Reason Code: n. a.
- RC=06 ( UNKNOWN FCP PAYLOAD ) is set only during IPL if the FCP adapter encounters invalid FCP payload. Reason Code: n.a.
- RC=07 ( UNKNOWN SCSI STATUS ) is set only during IPL if the SCSI device responds with an unknown SCSI status code. Reason Code: 0000*ss* - where *ss* is the SCSI status code

**System Action:** The I/O request was terminated.

**Operator Response:** Notify your system programmer.

**Programmer Response:**

- RC=01: Refer to the hardware reference (ESS SCSI Command Reference) to further analyze the sense information.
  - For common sense data 052500
    - correct the LUN number
    - ensure correct ESS controller configuration.
- RC=02: Refer to the hardware reference (ESS SCSI Command Reference) to further analyze the RSP\_CODE.
- RC=03:
  - For Reason=000001 ensure shared device is not in use by another initiator.
  - For Reason=000002 ensure that no other initiator holds contingent allegiance.
  - For Reason=000003 ensure that no other initiator holds contingent allegiance.
  - For Reason=000004 ensure target resources are not allocated to other commands.
- RC=04: Notify your system programmer. Ensure correct IPL bootstrap layout.
- RC=05: Notify your system programmer and contact IBM representative.
- RC=06: Notify your system programmer and contact IBM representative.
- RC=07: Notify your system programmer and contact IBM representative.



**0S471**      **SCSI DEVICE *cuu* NOT USABLE BECAUSE INFORMATION ABOUT CAPACITY NOT AVAILABLE**

**Explanation:** A SCSI command has been issued to retrieve information about the capacity of the SCSI device *cuu*. No or

incomplete information has been retrieved.

**System Action:** The SCSI device with *cuu* can not be used.

**Operator Response:** Notify your system programmer.

**Programmer Response:** Reconfigure the SCSI device.

## 0Txx=MCAR/CCH Messages

**0T001**      **THRESHOLD ON RECORDER FILE REACHED**

**Explanation:** The recorder file is almost full.

**System Action:** None, but environmental recording ends when the file is full.

**Programmer Response:** None.

**Operator Response:** Issue the ROD command and run EREP for a recorder-file-full situation as soon as possible to keep the loss of environmental information at a minimum. Hold the program's output available on demand.

To run EREP, submit control information as shown in Figure 2.

```
// JOB      jobname
(1) // TLBL  HIST0T
(1) // ASSGN SYS009,cuu
    // EXEC  IFCOFFLD
    /*
    /&
```

(1) The two statements define the (EREP) history output file on tape.

*Figure 2. Control Information for an EREP Run if the Recorder File is Full*

**0T01E**      **ERROR ON LOCK FILE**

**Explanation:** One of the following:

- An unrecoverable I/O error occurred on an external lock file (a hardware malfunction).
- A format error occurred on an external lock file (the lock file has been deleted or destroyed).
- A logical error occurred on a lock file (two sharing VM systems with the same processing unit identification, for example).
- A lock file was defined to begin on cylinder 0, as a result of which less space than a complete cylinder has been reserved by the system.
- The affected volume has read-only access.

**System Action:** The system:

1. Resets the DASD-share support.
2. Rejects (with a return code of 36) all external lock requests for which the requester specified FAIL=RETURN or FAIL=WAIT.
3. Cancels tasks that issued lock requests with FAIL=WAIT.

**Programmer Response:** As soon as operational requirements permit, have no further jobs scheduled for processing and instruct your operator(s) to:

1. Allow pending jobs not relying on DASD-share support to finish executing on the systems sharing the lock file.
2. Shut down the systems
3. Perform a new system start-up for the systems shut down in step 2, but with the lock file redefined if the message was caused by an erroneous definition of the file.

Rerun the failing job after the operator has started up the system anew. If the problem recurs, consider contacting IBM for a search of its known-problems data base. For error information that should be collected and held available, see the publication *z/VSE Guide for Solving Problems*.

**Operator Response:** Report the message to your programmer.

**0T02E**      **ERROR IN RECORDER FILE HEADER**

**Explanation:** An unrecoverable I/O error has occurred while writing the recorder-file header record. This is probably a hardware error.

**System Action:** The I/O request is ignored. Environmental recording stops.

**Programmer Response:** As soon as the operational requirements permit, have the operator:

1. Shut down the system.
2. Start up the system anew with a SET RF=CREATE command included in the set of IPL commands (to recreate the system recorder file).

**Operator Response:** Report the message to your programmer.

**0T03I**      **ERROR ON RECORDER FILE AT**  
*[cchlhr | block-no.]*

**Explanation:** An unrecoverable I/O error has occurred on the recorder file while accessing the indicated record (for CKD, *cc* = cylinder, *hh* = head, *r* = record; for FBA, *block-no.* = block number). This is probably a hardware error.

**System Action:** The I/O request for the record is ignored and processing continues.

**Programmer Response:** If the message recurs, have the recorder file recreated when the system is started-up again. You may have to use the Device Support Facilities program's functions

1. INIT to initialize the volume
2. INSPECT to assign (or reclaim) tracks or blocks as required

and subsequently restore the data originally on the disk volume by using the latest backup for the volume.

**Operator Response:** If this error message recurs, run the EREP program for a recorder-file-full situation and report the message to your programmer. For the control information to be submitted, refer to Figure 2 .

**0T04I**      **RESOURCE (*resourcename*) IS IN USE BY SYSTEM (*system cpu\_id*)**

**Explanation:** The VSE task, which is specified in the prefix to the left of the message number (on the screen), is trying to lock a resource which is permanently held by another VSE system. The other system is indicated by *system cpu-id*. The resource owning the task might be in a soft wait or the entire VSE system in which the resource owning the task resides might be in a hard wait or a soft wait. This message occurs if the lock of that resource is retried for 10 minutes.

**System Action:** None. This message is issued only for the operator's information.

**Programmer Response:** None.

**Operator Response:** Check the VSE system of the resource owning the task for hard or soft waits. If that system is in a wait state, you can free all resources of that system by issuing the AR command UNLOCK system=*cpu\_id*.

---

**OT05E RECORDER FILE FULL. RUN EREP**

**Explanation:** The recorder file is full. Note that the action indicator is "E" when this message is issued for the first time.

It will then change to I until the EREP run has been executed.

**System Action:** Processing continues, but environmental recording is suspended until EREP is executed to purge the recorder file.

**Programmer Response:** None.

**Operator Response:** Run EREP for a recorder-file-full situation. For the control information to be submitted, refer to Figure 2 on page 70. Delete the highlighted message from the screen so that the system can write to the recorder file again.

---

**OT06I ECC MCI DISABLED**

**Explanation:** The error frequency limit for ECC (error correction code) has been exceeded.

**System Action:** The ECC function is put into quiet mode and processing continues.

**Programmer Response:** If the message recurs, report it to IBM.

**Operator Response:** Report the message to your programmer.

---

**OT07I ALL SOFT MCI DISABLED**

**Explanation:** The error frequency limit was exceeded for both HIR (hardware instruction retry) and ECC (error correction code).

**System Action:** HIR and ECC are placed in the quiet mode and processing continues.

**Programmer Response:** If the message recurs, report it to IBM.

**Operator Response:** Report the message to your programmer.

---

**OT08I C40 BUFFER PAGES DELETED = *nnn***

**Explanation:** The indicated number (*nnn*) of page frames in control storage are unusable.

**System Action:** Processing continues at a notably lower performance. Degradation can occur because buffer pages have been deleted.

**Programmer Response:** Report this message to IBM.

**Operator Response:** Report the message to your programmer.

---

**OT09I SUCCESSFUL RECOVERY FROM MACHINE CHECK**

**Explanation:** A machine check interrupt occurred as a result of a corrected failure.

**System Action:** The system records the error on SYSREC and continues processing.

**Programmer Response:** None.

**Operator Response:** None.

---

**OT10I CHANNEL ERROR RECOVERED ON *cuu* [, CHPID = *xx*]**

**Explanation:** Retry of a failed I/O operation was successful. If shown, the CHPID *xx* indicates the channel path that was used for the failing I/O operation.

**System Action:** The system records the error on SYSREC and continues processing.

**Programmer Response:** None.

**Operator Response:** None.

---

**OT11A HARD WAIT CODE = *n* RECORDING *recording-status***

**Explanation:** A system failure, indicated by the displayed hard wait code, resulted in an unrecoverable wait state. This is probably a hardware error. *n* is the first byte of the wait code in low core storage bytes 0 to 3. For a list of wait codes, refer to "Codes in Storage Bytes 0 Through 3" on page 728 in VSE/Advanced Functions Wait Codes. . Convert the wait code to its EBCDIC hexadecimal equivalent before you look up the meaning; all wait codes are shown in hexadecimal notation in the manual.

**System Action:** The system enters an unrecoverable wait state.

**Programmer Response:** Report the problem to your system support personnel.

**Operator Response:** Start up the system again. In addition, if recording-status is:

**SUCCESSFUL. RUN EREP -**

Execute the program and make its output available.

For instructions on running EREP, see Figure 1 on page 14.

**INCOMPLETE or UNSUCCESSFUL -**

Take no action when the message occurs the first time. If the problem recurs, run the log-information retrieval function as described in your computer system's *Problem Analysis Guide* or equivalent of your processor.

---

**OT12I IRRECOVERABLE CHANNEL ERROR ON *cuu* [, CHPID = *xx*]**

**Explanation:** An I/O operation for the device at the indicated address failed. Either retry was not successful or the operation could not be retried at all. This is probably a hardware error. If shown, the CHPID *xx* indicates the channel path that was used for the failing I/O operation.

**System Action:** The system records the error on SYSREC and continues processing. However, the affected job or subtask is canceled if:

- The device at the indicated address is a disk drive.
- The associated CCB or IORB has not been programmed to accept a posting of unrecoverable I/O errors.

**Programmer Response:** If the problem recurs, report the message to IBM.

**Operator Response:** Report the message to your programmer.

---

**OT13A CHANNEL ERROR ON *cuu* [, CHPID = *xx*]**

**Explanation:** A channel error occurred while the system was executing an I/O operation for the device at the indicated address. This is probably a hardware error. If shown, the CHPID *xx* indicates the channel path that was used for the failing I/O operation.

**System Action:** The system records the error on SYSREC and waits for an operator response.

**Programmer Response:** If the problem recurs, report the message to IBM.

**Operator Response:** Report the message to your programmer. In addition:

1. Reload the card unit's hopper and ready the device.
2. Press END/ENTER at the console's keyboard to have the system continue processing.

Alternatively, you may enter CANCEL to cancel the affected job or subtask. Normal system processing will then continue.

---

**OT14E            CLOCK DAMAGE. ALL MODES QUIET**

**Explanation:** The time-of-day clock is damaged. This is probably a hardware error.

**System Action:** Processing continues, but the recording of HIR and ECC type errors is stopped.

**Programmer Response:** Provide the operator with instructions for removing all time dependent jobs from the system's job input and have the system continue processing other jobs. To do so, you may have to request your operator to get a list of jobs in the POWER queues (by PDISPLAY ALL *cuu*). Report this message to IBM.

**Operator Response:** Report this message to your programmer. Issue a PDISPLAY ALL command for output on a printer and have the printout available on demand. Do not issue a MODE command in an attempt to restart recording of ECC and HIR type errors.

---

**OT15E            MCAR REPAIR FAILED**

**Explanation:** An attempt to make a damaged partition usable again has failed. This is probably a hardware error.

**System Action:** The system cancels the affected partition.

**Programmer Response:** Avoid scheduling jobs for execution in the damaged partition (this may result in an unexpected system halt). Give your operator instructions for altering the execution classes of jobs in the system's input queues. To do so, you may have to get, from your operator, a list of jobs in the POWER queues (by PDISPLAY ALL *cuu*). Report this message to your IBM service center.

**Operator Response:** Report this message to your programmer. Issue a PDISPLAY ALL command for output on a printer and have the printout available on demand. Do not attempt to use the affected partition until the hardware problem is removed.

---

**OT16I            EFL OVERFLOW**

**Explanation:** A hardware Error Frequency Limit (EFL) for recoverable storage failures has been reached.

**System Action:** The error is recorded on SYSREC and recording of ECC type errors is set to quiet mode; processing continues.

**Programmer Response:** If the message recurs, report it to IBM.

**Operator Response:** Report the message to your programmer.

---

**OT17I            CONTROL STORAGE ECC IN QUIET MODE**

**Explanation:** A soft machine check interrupt occurred while control storage was in threshold (controlled recording) mode. Hardware errors have occurred.

**System Action:** Recording of ECC-type errors for the control storage is stopped; processing continues.

**Programmer Response:** If the message recurs, report it to IBM.

**Operator Response:** Report the message to your programmer.

---

**OT18E            TIMER DAMAGED**

**Explanation:** The interval timer has been incorrectly altered by a machine check. The times logged will be invalid. This is probably a hardware error.

**System Action:** Processing continues.

**Programmer Response:** Provide the operator with

instructions for removing all time dependent jobs from the system's job input and have the system continue processing other jobs. To do so, you may have to get, from your operator, a list of jobs in the POWER queues (by PDISPLAY ALL *cuu*). If the message recurs, report it to IBM.

**Operator Response:** Place the time-of-day-clock switch in the OFF position and report this message to your programmer. Issue a PDISPLAY ALL command for output on a printer and have the printout available on demand. Try to correct the timer during next system start-up by submitting an appropriate SET command. If the problem recurs, then:

1. Issue the ROD command.
2. Execute EREP. See Figure 1 on page 14.
3. Have the EREP output tape available.

---

**OT19E            ALLOCATION OF *nmR* HAS BECOME INVALID. FAILING STORAGE ADDRESS *address***

**Explanation:** This is probably a hardware error.

**System Action:** The system cancels the affected partition.

**Programmer Response:** If your operator cannot recover, consider avoiding the message by executing your programs in virtual mode. If execution in real mode cannot be avoided, run real-mode jobs in a partition that has a different area of processor storage allocated for this purpose. If the message recurs, report it to your IBM service center.

**Operator Response:** Report this message to your programmer and follow the instructions that you get.

---

**OT20E            {SYS-24 | SYS-31 | *nm*}  
{PFI(X)BELOW} | PFI(X)ABOVE} LIMIT  
REDUCED BY ONE PAGE**

**Explanation:** The supervisor has detected a defective page frame and has marked it as invalid. In addition, the system's or a partition's PFI(X) limit, either in the PFI(X)BELOW) or in the PFI(X)ABOVE) area, has been reduced by one page.

**System Action:** None.

**Programmer Response:** Check the MAP REAL command output to see the new PFI(X) limits.

**Operator Response:** Issue the MAP REAL command and have its output available when you report this message to your programmer.

---

**OT21I            SYSTEM PERFORMANCE DEGRADATION**

**Explanation:** The hardware has set the degradation bit in the machine check code, indicating that due to hardware internal recovery actions the rate of instruction execution is lower than usual. The reason and degree of degradation is processor dependent and lasts until the hardware problem has been solved by the customer engineer.

**System Action:** The system continues processing.

**Programmer Response:** Report this message to IBM.

**Operator Response:** Report this message to your system programmer.

---

**OT22E            CLOCK AND/OR TIMER DAMAGE**

**Explanation:** Either or both of the following:

- The time-of-day clock is damaged.
- The times logged by the internal timer are invalid.

This is probably a hardware error.

**System Action:** Processing continues.

**Programmer Response:** Provide the operator with instructions for removing all time dependent jobs from the

system's job input and have the system continue processing other jobs. To do so, you may have to get, from your operator, a list of jobs in the POWER queues (by PDISPLAY ALL *cuu*). If the message recurs, report it to IBM.

**Operator Response:** Place the time-of-day-clock switch in the OFF position and report this message to your programmer. Issue a PDISPLAY ALL command for output on a printer and have the printout available on demand. Try to correct the timer during next system start-up by submitting an appropriate SET command. If the problem recurs, then:

1. Issue the ROD command.
2. Run EREP. See Figure 1 on page 14.
3. Have the EREP output tape available.

---

#### 0T23A      INVALID RESPONSE

**Explanation:** The system received an invalid response.

**System Action:** The system waits for a valid response to the previously displayed message.

**Programmer Response:** None.

**Operator Response:** See the explanation and operator response of the previously displayed message.

---

#### 0T25I      SYSTEM RUNNING ON UPS

**Explanation:** Utility power has been lost and the system is now running on UPS (Universal Power System).

**System Action:** Processing continues as long as possible with UPS.

**Programmer Response:** None.

**Operator Response:** None.

---

#### 0T26I      UTILITY POWER RESTORED

**Explanation:** Utility power had been lost and has now been restored.

**System Action:** Processing continues.

**Programmer Response:** None.

**Operator Response:** None.

---

#### 0T27E      VSIZE REDUCED BY ONE PAGE

**Explanation:** The supervisor has detected a defective page in a non-PDS environment. This is probably a hardware error. The total virtual storage size is reduced by one page.

**System Action:** The system cancels the affected partition.

**Programmer Response:** None

**Operator Response:** Report this message to your programmer.

---

#### 0T30I      CHANNEL REPORT WORD LOST DUE TO OVERFLOW CONDITION

**Explanation:** A channel report word (CRW) was received that indicated a CRW-overflow condition. One or more channel report words have been lost and thus will not be reported to the system.

**System Action:** The system records the retrieved CRWs on SYSREC and continues processing. System operation may be affected depending on the nature of the lost channel report words.

**Programmer Response:** None.

**Operator Response:** None.

---

#### 0T31I      CHPID *xx* ALERT, UNSOLICITED MALFUNCTION INTERRUPT

**Explanation:** A channel report word (CRW) was received that indicated a temporary error on channel path *xx*. While trying to service a request from a device, the channel subsystem encountered a malfunction before the identity of the device could be determined. The reporting channel path *xx* remains available for use by the channel subsystem.

**System Action:** The system records the CRW on SYSREC and continues processing.

**Programmer Response:** None.

**Operator Response:** If the problem recurs, isolate the failing channel path and report the problem to IBM.

---

#### 0T32I      CHPID *xx* ALERT, NO ASSOCIATED SUBCHANNEL FOR DEVICE

**Explanation:** A channel report word (CRW) was received that indicated a configuration alert temporary error. The channel subsystem was unable to associate either a valid subchannel or a control unit with the device identified.

**System Action:** The system records the CRW on SYSREC and continues processing.

**Programmer Response:** None.

**Operator Response:** Recovery of the device which caused the channel report to be generated is not possible by the program. External actions are required to associate the device with a valid subchannel. IOCDs should be updated accordingly.

---

#### 0T33I      CHPID *xx* ALERT, CHANNEL PATH PERMANENT ERROR

**Explanation:** A channel report word (CRW) was received that indicated a permanent error on channel path *xx*. Recovery of that channel path is not possible.

**System Action:** The system records the CRW on SYSREC.

The channel path *xx* will be forced offline which may result in a DEVICE NOT OPERATIONAL condition if the failing path was the only configured path.

**Programmer Response:** None.

**Operator Response:** Recovery of the channel path is not possible by the program. External means (INL) are required to correct the malfunction.

---

#### 0T34I      CHPID *xx* ALERT, CHANNEL PATH TERMINAL

**Explanation:** A channel report word (CRW) was received that indicated a channel path terminal condition. The channel path *xx* is in the terminal state and no longer usable for the channel subsystem.

**System Action:** The system records the CRW on SYSREC and tries to reset the channel path for recovery.

**Programmer Response:** None.

**Operator Response:** None.

---

#### 0T35I      EVENT INFORMATION LOST DUE TO OVERFLOW CONDITION

**Explanation:** A channel report word (CRW) was received that indicated event information pending. The retrieved event information showed an overflow condition which means that some event information is lost and will not be reported to the system.

**System Action:** The system records the retrieved event information on SYSREC and continues processing. System operation may be affected depending on the nature of the lost event information.



**Programmer Response:** None.

**Operator Response:** None.

---

**0T36I SUBCHANNEL INFORMATION LOST DUE TO OVERFLOW CONDITION**

**Explanation:** A channel error occurred while the system was executing an I/O operation for the device indicated in preceding message 0T12I/0T13A. The system was not able to

store the required information for recovery and recording.

**System Action:** No error is recorded on SYSREC. The affected job or subtask is canceled.

**Programmer Response:** If the problem recurs, report the message to IBM.

**Operator Response:** Report the message to your system programmer.

---

## 0Vxx=EOJ Messages

---

**0V02I PAGE FAULT IN DISABLED PROGRAM**

**Explanation:** The disabled program may be a MICR stacker select routine or a PHO appendage.

**System Action:** The indicated job or task is canceled.

**Programmer Response:** Avoid page faults by using PFIIX or by running the program in real mode.

**Operator Response:** None.

---

**0V03I MORE THAN MAX PFIIX REQUESTS MADE FOR ONE PAGE**

**Explanation:** More than the maximum allowed number of PFIIX requests (32,767) have been made for one page.

**System Action:** The system issues message 0S00I.

**Programmer Response:** Correct the program by issuing PFREE macros for pages fixed by PFIIX macros and rerun the job.

**Operator Response:** None.

---

**0V04I PAGE POOL TOO SMALL**

**Explanation:** The number of pages to be fixed by one specific I/O request exceeds the number of page frames in the page pool. This may happen even if your program ran successfully before on the same system. The page pool can be dynamically reduced by PFIIX requests or by programs running in real mode.

**System Action:** The system issues message 0S00I.

**Programmer Response:** Rerun the job together with programs that run in virtual mode or do not issue as many PFIIX requests.

**Operator Response:** None.

---

**0V06I NOT ENOUGH BUFFERS FOR CHANNEL PROGRAM TRANSLATION**

**Explanation:** The number of buffers generated for channel program translation is not sufficient to hold all information for a specific I/O request.

**System Action:** The system issues message 0S00I.

**Programmer Response:** Change the applicable ASI IPL procedure to define a higher value in the BUFSIZE operand of the SYS command. Rerun the job on next system start-up with this changed procedure.

**Operator Response:** None.

---

**0V07I NO CHANN. PROG. TRANSLATION FOR UNSUPPORTED DEVICE**

**Explanation:** During channel-program translation, the system found an unsupported device type to be assigned to an I/O device.

**System Action:** The system issues message 0S00I.

**Programmer Response:** Rerun the job for execution in real mode.

**Operator Response:** None.

---



---

**0V08I PROGRAM CHECK OR PAGE FAULT IN I/O APPENDAGE**

**Explanation:** A program check interruption or a page fault in an I/O appendage routine caused job termination.

**System Action:** The system issues message 0S00I.

**Programmer Response:** Avoid the page fault by using PFIIX, or run the program in real mode.

**Operator Response:** None.

---

**0V09I PARAMETER PASSED BY THE PHO ROUTINE IS INVALID**

**Explanation:** A PHO (page fault handling overlap) routine has passed an invalid parameter to the supervisor.

**System Action:** The system issues message 0S00I.

**Programmer Response:** Correct your PHO routine (For information about coding a PHO routine, see the manual *z/VSE System Macros User's Guide*).

**Operator Response:** None.

---

**0V10I I/O ERROR ON PAGE DATA SET**

**Explanation:** An unrecoverable I/O error occurred while the system was handling a page fault.

**System Action:** The system issues message 0S00I.

**Programmer Response:** Have the operator start up the system again with the page data set specified in a different disk area. Correct ASI IPL procedures as applicable.

**Operator Response:** None.

---

**0V11I ERROR IN CCW TRANSLATED BY THE APPLICATION**

**Explanation:** The address of the first CCW in the CCB/IORB is not a correct real one, or a PFREE has been issued in the meantime for the area where the channel program was located.

**System Action:** The system issues message 0S00I.

**Programmer Response:** Correct your program to ensure that the affected CCB (or IORB) contains a valid CCW address.

**Operator Response:** None.

---

**0V12I ERROR IN SYSLOG CHANNEL PROGRAM**

**Explanation:** One of the following:

- The channel program consists of more than 32 CCWs.
- The channel program specifies an invalid data address.
- A CCW is not on a double word boundary.
- The channel program includes a TIC to a TIC.
- The length count of a CCW is zero or negative.
- The channel program contains an invalid flag byte setting.

**System Action:** The system issues message 0S00I.

**Programmer Response:** Correct your channel program and rerun the job.

**Operator Response:** None.

---



---

**0V13I      PROGRAM CHECK IN SUBSYSTEM OR APPENDAGE**

**Explanation:** A program check occurred in a subsystem or an appendage routine.

**System Action:** The system issues message 0S00I.

**Programmer Response:** Correct your program and rerun the job.

**Operator Response:** None.

---

**0V14I      PAGE FAULT IN SUBSYSTEM OR APPENDAGE**

**Explanation:** A page fault occurred in a subsystem or an appendage routine.

**System Action:** The system issues message 0S00I.

**Programmer Response:** Correct the error and rerun the job.

**Operator Response:** None.

---

**0V15I      REQUEST FROM SYSTEM SERVICE ROUTINE**

**Explanation:** A cancel macro was issued by a program-requested system service routine.

**System Action:** The system issues message 0S00I.

**Programmer Response:** To determine the error, follow any diagnostic messages given by the system service routine. Correct the error and rerun the job. Otherwise, the error may be in LIOCS, for one of the following reasons:

- An attempt was made to access a file beyond its upper extent limit.
- An imperative macro (WRITE or PUT, for example) was issued for a file for which the requested access service is not available.
- An invalid ASA control character for the printer was used.
- A wrong-length record indication occurred while processing 1287 documents when RECFORM=UNDEF is specified for the file.
- The 1287 program erroneously contained a CCW with the SLI flag set off.
- A macro sequence error occurred in a program using associated files on a multifunction card machine or on the 3525 card punch (the GET-PUT sequence must be maintained when read/punch associated files are used).
- For the 3886:
  - A format record of a length less than the minimum or more than the maximum was loaded via a SETDEV macro.
  - The length of the format record specified in the DTFDR macro is less than the length of the format record being loaded by the SETDEV macro.
  - An attempt was made to load a format record (via SETDEV) for a file that had not been opened previously.
- Multiple file names were specified in a WAITF macro.
- For a file on an FBA disk, the OPEN routines exceeded their pre-allocated work area and did not have enough space for issuing a message.
- Specific for CI-format access methods:
  - While a user-written error exit for a file is being processed, an imperative macro other than ERET was issued for the same file.
  - The OPEN or CLOSE routines of VSE/VSAM attempted to issue an unsupported message.
  - The OPEN or CLOSE routines of VSE/VSAM have insufficient dynamic save-area space available.
  - A PUT was issued to an input file immediately following an FEOD or an OPEN.

- An ERET RETRY was issued from a wrong-length-record user-error exit.
- For a variable output file, a PUT was issued for a logical record larger than as specified in BLKSIZE=value.
- PWRITE=YES is specified and the program issues a POINT.
- For a DTFSD system file, an ERET RETRY was issued from a user-error exit.
- For a DTFSD work file, a NOTE was issued for a record residing in a logical block beyond the 255th logical block in a CI (this can occur only if the file being accessed was created or modified with a specification other than DTFSD TYPEFLE=WORK).
- The user-written program modifies a DTF block after OPEN processing, and this resulted in an improper file description for the access method.
- A wrong-length record was found in the object program, or an I/O request was issued for an unopened file.
- For a DTFSD work file, a POINTR or a POINTW was issued with an invalid search argument.

**Operator Response:** None.

---

**0V16I      REQUEST FROM VSE/POWER**

**Explanation:** Either a PFLUSH command was entered for the applicable partition or POWER detected an error in the partition.

**System Action:** The system issues message 0S00I.

**Programmer Response:** None.

**Operator Response:** None.

---

**0V17I      SPOOL REQUEST OUT OF SEQUENCE.**

**Explanation:** An output spool request is encountered by POWER, but the partition concerned is waiting for work.

**System Action:** The system issues message 0S00I.

**Programmer Response:** Consider starting the partition as an MT partition.

**Operator Response:** None.

---

**0V18I      REQUEST FROM VSE/OCCF**

**Explanation:** VSE/OCCF detected an error situation.

**System Action:** The system issues message 0S00I.

**Programmer Response:** None.

**Operator Response:** Inform your system programmer of the occurrence of this message.

---

**0V19I      CANCEL REQUESTED BY VSE/OCCF SUBTASK**

**Explanation:** An error occurred in one of the VSE/OCCF subtasks. The subtask requested the VSE/OCCF partition to be canceled.

**System Action:** The system issues message 0S00I.

**Programmer Response:** None.

**Operator Response:** None.

---

**0V95I      TERMINATION OF VTAM**

**Explanation:** The named job or task is canceled because there was an outstanding OPEN ACB request when VTAM terminated.

**System Action:** The system issues message 0S00I.

**Programmer Response:** Rerun the job after restart of VTAM. See also the explanation of message 5J95I (which is issued by VTAM).

**Operator Response:** For the VTAM start-up procedure, refer to *z/VSE Operation*. Report the message to your programmer.

---

---

**0V96I            INVALID VTAM CONDITION**

**Explanation:** A condition occurred that caused VTAM to be canceled.

**System Action:** The system issues message 0S00I.

**Programmer Response:** Rerun the job after restart of VTAM. See also the explanation of message 5J97I (which is issued by VTAM).

**Operator Response:** *z/VSE Administration* shows a VTAM start-up skeleton, *z/VSE Operation* provides information about the VTAM start-up procedure. Report the message to your programmer.

---

## 0Wxx=Service Processor Related Messages

---

**0W01I            SYSTEM SHUTDOWN TO BE INITIATED**

**Explanation:** The service processor is going to perform a disruptive function (for example, IML), therefore the system should be shut down.

**System Action:** If the Unattended Node Support is active, the system shuts down automatically.

**Programmer Response:** None

**Operator Response:** Shut down the system *immediately*.

---

# 1-Prefix z/VSE Messages

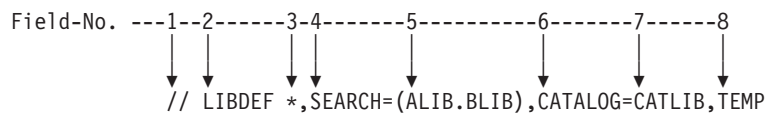
---

## Field Count for Error-Field Indications

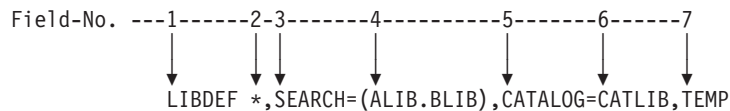
---

If the fourth digit of a 1-prefix message is shown as *n* (1A1*n*D, for example), this digit points to the field of the command or statement being processed when the system detects the error. In most cases this field is in fact the cause of the error. However, this field might not be compatible with one or more of the previous fields of the command or statement. In this case, one of the previous fields might have caused the error and not the field indicated by the message. The value *n* can range from 1 to 9 and, for the fields 10 through 35, from A to Z. For fields greater than 35 an asterisk (\*) is printed. The command or statement in error is the one printed immediately before the error message. The examples below show how fields are to be counted.

Counting the fields of a statement:



Counting the fields of a command



Summary of the rules for counting the fields:

- The first field is counted as field 1. For a statement, this is //; for a command, it is the command verb.
- The system considers the following characters as field separators:
  - Blank after // and after the operation code (LIBDEF for example)
  - Comma (,)
  - equal sign (=)
- An item enclosed within apostrophes (for example 'PAYDATA.MAY99' as a file identifier in a // DLBL statement) is taken as one field.

Figure 3. Field Count for Error-Field Indications

---

## 1Axx=Assign Routine Messages

---

### 1A0nD INVALID I/O ASSIGNMENT

**Explanation:** For an explanation of *n* in the message identifier, see "Field Count for Error-Field Indications". The message may be caused by one of the following:

- A previous // CLOSE statement attempted to close a system logical unit assigned to a disk.
- A previous ASSGN statement or command attempted to:
  - Assign IGN to SYSRDR, SYSIPT, or SYSIN.
  - Make a temporary assignment to SYSPCH or SYSLST when there was already a SYSOUT assignment or when SYSOUT has to be used.
  - Make an alternate assignment to a currently unassigned logical unit.
  - Make an alternate assignment to SYSOUT when SYSOUT cannot be assigned (see *z/VSE Guide to System Functions* for more information).
  - Make an invalid alternate assignment (see *z/VSE System Control Statements* for more information).
  - Assign invalid logical or physical unit.
  - Assign SYSLOG temporary.

- A previous ASSGN statement or command specifies an invalid logical or physical unit.

**System Action:** The system waits for an operator response.

**Programmer Response:** None.

**Operator Response:**

1. Issue the LISTIO command for both the physical and logical unit referred to by the assignment that caused the error.
2. Check the output of the command for possible specification errors as listed under "Explanation" above.
3. One of the following:
  - Enter a new, corrected ASSGN command.
  - Enter CANCEL to have the system cancel the job; report the message to your programmer.
  - Press END/ENTER; this causes the system to ignore the assignment requested and to continue processing.

**1A1nD CONFLICTING I/O ASSIGNMENT**

**Explanation:** For an explanation of n in the message identifier, see “Field Count for Error-Field Indications” on page 77. A logical unit is to be assigned to a physical device already assigned to another logical unit with a conflicting function. For example, no physical device can be assigned to both SYSOUT and SYSIN.

**System Action:** The system waits for an operator response.

**Programmer Response:** If the operator cancels the job, rerun it and make sure that the assignments are correct. Consult the LISTIO output, if necessary.

**Operator Response:** One of the following:

- Press END/ENTER; This causes the system to ignore the assignment request and to continue processing.
- Enter a new, correct assignment (this may require you to issue the LISTIO command to obtain a list of the current assignments).
- Issue the LISTIO command and have its output available on demand, then enter CANCEL to have the system cancel the job. Report the message to your programmer.

**1A2nt INVALID DEVICE TYPE**

**Explanation:** For an explanation of n in the message identifier, see “Field Count for Error-Field Indications” on page 77. The specified logical unit is inconsistent with the type of the assigned device. For example:

- SYSRDR is assigned to a printer.
- CLOSE is issued for a file that is not assigned.
- SYSLNK is to be assigned to a device other than a disk.

**System Action:** For type code I - The job is canceled. For type code D - The system waits for an operator response.

**Programmer Response:** If the job is canceled, rerun it and make sure that the assignments are correct. Consult the LISTIO output, if necessary.

**Operator Response:** For type code I - None. For type code D - One of the following:

- Press END/ENTER; this causes the system to ignore the assignment request and to continue processing.
- Enter a new, correct assignment (this may require you to issue the LISTIO command to obtain a list of the current assignments).
- Issue the LISTIO command and have its output available on demand, then enter CANCEL to have the system cancel the job. Report the message to your programmer.

**1A4nD INVALID LOGICAL UNIT SPECIFICATION**

**Explanation:** For an explanation of n in the message identifier, see “Field Count for Error-Field Indications” on page 77. The previous statement contained a logical unit that was invalid. This could result from one of the following:

- A format error.
- The number of the unit is higher than the number of LUBs contained in the class. For example, SYS050 is specified when space has been allocated for 25 programmer logical units.
- An assign for SYSLOG in a foreground partition.
- An assign for SYSRES.

**System Action:** The system waits for an operator response.

**Programmer Response:** If the job was canceled, either change the logical unit specification in your program or reassemble the supervisor with additional LUB entries. Rerun the job.

**Operator Response:** Do one of the following.

- Press END/ENTER; this causes the system to ignore the assignment request and to continue processing.

- Enter a new, correct assignment (this may require you to issue the LISTIO command to obtain a list of the current assignments).
- Issue the LISTIO command and have its output available on demand, then enter CANCEL to have the system cancel the job. Report the message to your programmer.

**1A5nt DEVICE NOT DEFINED**

**Explanation:** For an explanation of n in the message identifier, see “Field Count for Error-Field Indications” on page 77. The message may occur if:

- the physical unit specified in the previous statement was not defined (by an ADD) during system start-up.
- An incorrect mode was specified in the ADD command that defined the affected device (as a result, the device as defined does not match the specified mode).

**System Action:** For type code I — The job is canceled. For type code D — The system waits for an operator response.

**Programmer Response:** Have the device added during next system start-up and rerun the job. If the problem recurs, consider contacting IBM for a search of its known-problems data base. For data to be held available, refer to *z/VSE Guide for Solving Problems*.

**Operator Response:** For type code I — None. For type code D — One of the following:

- Press END/ENTER; this causes the system to ignore the assignment request and to continue processing.
- Reenter the command with a different physical unit (this may require you to issue the LISTIO command to obtain a list of the current assignments).
- Issue the LISTIO command and have its output available on demand, then enter CANCEL to have the system cancel the job. Report the message to your programmer.

**1A60t UNIT CURRENTLY UNASSIGNABLE**

**Explanation:** The message may occur if the previous ASSGN attempted to assign:

- SYSLOG while a foreground program is active in the system.
- A logical unit to a device already owned by another partition.
- A physical device for which a MOUNT command was given or which has been reserved by a RESERV command or by space management.
- A device of a type which is not available.
- The device was either not ready or offline.

**System Action:** For type code I - The job is canceled. For type code D - The system waits for an operator response.

**Programmer Response:** If the job was canceled, make sure that the specified device will be available when you rerun the job.

**Operator Response:** If you attempted to assign SYSLOG, then issue the MAP command to find out which program is active in what foreground partition. Then do one of the following:

- Press END/ENTER; this causes the system to ignore the assignment request and to continue processing.
- Wait for that job to finish executing and then reenter the rejected command.
- Enter CANCEL for the affected partition to have the system cancel the job. Reenter the rejected command.
- Verify that the device is ready and online.

If an attempt to assign SYSLOG was not the cause, select another suitable device or wait until a device of the required type is available.

---

**1A70D      INVALID DEVICE STATUS**

**Explanation:** The message may be caused by one of the following:

- The previous ASSGN attempted to assign a logical unit to a device for which a DVCDN command has been issued.
- A DVCDN command was issued for a device owned by VSE/POWER or by VTAM.
- The previous command specified a disk device that was not made ready for system start-up and, therefore, placed in the 'down' status by IPL.
- For the device specified in the DVCUP command, no DVCDN command was given previously to place this device into the 'down' status.
- For the virtual disk device specified in the DVCUP command, no VDISK command was given previously to define this device.
- The previous MTC command specified a physical device assigned to another partition.
- An ASSGN card referred to a device that is in 'device down' status, for example, holds CMS data.

**System Action:** The system waits for an operator response.

**Programmer Response:** If the operator cancels the job, rerun it and ensure that the required devices are available. If the device is a disk, formatting of the disk volume may be destroyed. This would require you to run the INIT functions of the Device Support Facilities program for that volume and to restore the originally stored data on that volume from your latest backup of that data.

**Operator Response:** Issue a LISTIO command and use the output to find out the cause for the message. Then do one of the following:

- If SYSPCH or SYSLST was to be assigned to a file-protected tape, either mount a new tape or insert a file protect ring in the mounted tape, and reissue the ASSGN command.
- If the affected disk device was placed into the 'down' status during system start-up, issue the DVCUP command and reenter the rejected ASSGN command.
- If the original assignment was in error, either
  - Enter a new ASSGN command, or
  - Press END/ENTER; this causes the system to ignore the assignment request and to continue processing.
- Enter CANCEL to have the system cancel the job. Report the message to your programmer.
- If the virtual disk device is not defined, then issue a VDISK command in the BG partition to define the disk. You do not have to issue DVCUP again.

---

**1A80t      SYSTEM FILE OPEN FAILURE**

**Explanation:** The file assigned in the previous assignment could not be opened because:

- The label information available for the affected file does not agree with information contained in the VTOC.
- The logical unit in the ASSGN statement is different from the one in the EXTENT statement.
- For a system file (SYSIPT, SYSRDR, or SYSIN, for example), an error was found during OPEN and either of the following occurred:
  - The operator replied to an OPEN message with type code A or D by pressing END/ENTER or by entering CANCEL or CANCELV.
  - An OPEN message with type code 'T' was generated.

**System Action:** The system unassigns the logical unit. If SYSLOG is assigned to a keyboard, the system waits for an operator response; otherwise, the invalid assignment is ignored.

**Programmer Response:** Use the output of LVTOC and check

that the label information supplied with the program matches the VTOC entry. If permanently stored label information was used, check the information provided as output of LSERV against the output of LVTOC. Submit new information as required to correct the failure. Rerun the job.

**Operator Response:** For type code I - None. For type code D - One of the following:

- Press END/ENTER; this causes the system to ignore the assignment request and to continue processing.
- Verify that the correct volume has been mounted and that the specifications for the assignment are correct; enter a new and correct assignment, if necessary.
- Run LVTOC and LSERV and have the output you obtain available on demand; then enter CANCEL to have the system cancel the job. Report the message to your programmer.

---

**1A81I      DISKETTE VOL OPEN FAILURE FOR SYSTEM FILE**

**Explanation:** A 3540 diskette volume for a multivolume system file could not be opened. The OPEN routine could not read the label track.

**System Action:** The system issues message 1C80D.

**Programmer Response:** None.

**Operator Response:** None.

---

**1A82D      INCORRECT RECORD LENGTH ON SYSTEM FILE**

**Explanation:** The previous assignment tried to assign SYSRDR, SYSIPT, or SYSIN to a file containing records with a length other than 80 or 81 bytes.

**System Action:** The system waits for an operator response.

**Programmer Response:** If the job was canceled, either change the length of the input-file records to 80 or 81 bytes or rerun the job with a new ASSGN statement.

**Operator Response:** One of the following:

- Check that the correct tape or disk volume is mounted and that the correct assignment has been made; enter a new assignment if necessary.
- Press END/ENTER; this causes the system to ignore the assignment request and to continue processing.
- Enter CANCEL to have the system cancel the job. Report the message to your programmer.

---

**1A83t      *volume-id* IN USE OR NOT FOUND ON NONREMOVABLE VOLUME(S)**

**Explanation:** The previous ASSGN attempted to assign an irremovable disk device, but either:

1. The volume identifier specified in the VOL operand could not be located on the existing volume(s), or
2. The device with the requested volume is already assigned, and the SHR operand was not specified in the ASSGN statement.

**System Action:** For type code I - The preceding ASSGN statement is ignored and processing continues. For type code D - The system waits for an operator response.

**Programmer Response:** If the associated job was canceled eventually, rerun it and make sure that the assignments are correct.

**Operator Response:** For type code I - None. For type code D - Either of the following:

- Check that all non-removable devices are ready and that the correct volume identifier was specified in the VOL operand. If the cause is 2, reenter the ASSGN statement with the SHR operand.



- Press END/ENTER; this causes the system to ignore the assignment request and to continue processing. Report the message to your programmer.

**1A84D      DEVICE RESERVED**

**Explanation:** A DVCDN command was given for a disk unit that was reserved by a previous RESERV command.

**System Action:** The system waits for an operator response.

**Programmer Response:** None.

**Operator Response:** Either of the following:

- Use the FREE command to free the device and reissue the DVCDN command.
- Press END/ENTER; this causes the system to ignore the DVCDN command and to continue processing. Report the message to your programmer.

**1A85I      UNASSIGN OF SYSTEM FILE WAS FORCED**

**Explanation:** At termination of a dynamic partition it was detected that SYSIPT, SYSPCH, or SYSLST were assigned to a Non-Unit-Record device. A CLOSE statement or an ASSGN SYS...,UA statement may be missing. The created system file may not be closed correctly or a tape drive is not unloaded.

**System Action:** The dynamic partition is terminated.

**Programmer Response:** Add a CLOSE or ASSGN statement to your job stream.

**Operator Response:** None.

**1A86I      FOLLOWING ASSIGNMENTS ARE RELEASED**

**Explanation:** The message serves as a header line for a list of logical units that the system had used and which are now returned to the pool of available logical-unit names.

**System Action:** Processing continues.

**Programmer Response:** None.

**Operator Response:** None.

**1A87D      ASSGN SYSCLB/RLB/SLB NO LONGER SUPPORTED. USE LIBDEF COMMAND**

**Explanation:** The previous ASSGN statement attempted to assign one of the logical units SYSCLB, SYSRLB, or SYSSLB. Since VSE/AF 2.1, these logical units are no longer supported. A LIBDEF command or statement should be used to define access to a private library or sublibrary.

**System Action:** Waits for an operator response.

**Programmer Response:** Substitute the old ASSGN statement with a LIBDEF PHASE, LIBDEF OBJ, or LIBDEF SOURCE. If the job was canceled rerun the job.

**Operator Response:** Either of the following:

- Use the LIBDEF command according to the programmer response.
- Enter CANCEL to have the system cancel the job. Report the message to your programmer.

**1A88D      NO DEVICE WITH THAT MODE FOUND**

**Explanation:** For single assignment to tape: The specified mode is not allowed for this *cuu* or the *cuu* does not have the feature specified by the mode byte.

For generic assignment to tape: The specified mode is not allowed for the device class/type or none of the attached devices of that class/type has the feature specified by the mode byte.

**Note:** For an alternate assignment the mode is taken over from the original unit.

**System Action:** The system waits for an operator response.

**Programmer Response:** If the job was canceled, correct the affected statement and resubmit the job.

**Operator Response:** One of the following:

- Resubmit the corrected statement.
- Press END/ENTER to have the system continue reading from SYSRDR.
- Enter CANCEL to have the system cancel the job. Report the message to your programmer.

**1A89D      DIFFERENT MEDIA WITH SAME MODE; NOT ALLOWED**

**Explanation:** A tape assignment with mode to a *cuu* list was specified and the *cuu* list contains cartridge and non-cartridge devices that can handle this mode. Only one type of *cuu* should be specified in this case.

**System Action:** The system waits for an operator response.

**Programmer Response:** If the job was canceled, correct the affected statement and resubmit the job.

**Operator Response:** One of the following:

- Resubmit the corrected statement.
- Press END/ENTER to have the system continue reading from SYSRDR.
- Enter CANCEL to have the system cancel the job. Report the message to your programmer.

**1A9nt      SYSTEM FILE NOT CLOSED OR NOT UNASSIGNED**

**Explanation:** For an explanation of n in the message identifier, see "Field Count for Error-Field Indications" on page 77. The message may occur for one of the following reasons:

- The previous ASSGN attempted to re-assign a system unit before closing that unit.
- An UNBATCH command was issued, and a system file on disk or tape is assigned for the partition.
- A DVCDN command was issued for a device to which one of the below listed system (logical) units is assigned:

```

SYSCAT  SYSRES
SYSLOG  Page data set
SYSRES  An internal system logical unit
    
```

**System Action:** For type code I - The job is canceled. For type code D - The system waits for an operator response.

**Programmer Response:** If the job was canceled, find out the reason for the message, correct your job control statement(s) as required, and rerun the job.

**Operator Response:** For type code I - None. For type code D - One of the following:

- For a rejected assignment, verify that the assignment request is correct. Possibly, an assignment was given for the affected system logical unit without a preceding CLOSE command. You can then do one of the following:
  - Press END/ENTER; this causes the system to ignore the assignment request and to continue processing.
  - Issue a CLOSE command to have the system close and unassign the affected system logical unit; then reenter the ASSGN command.
  - Enter CANCEL to have the system cancel the job. Report the message to your programmer.
- For a rejected UNBATCH or DVCDN command,
  - Use a CLOSE command to close and unassign the logical unit and then reenter the rejected command. If the

rejected command was a DVCDN for a disk, select a device to which none of the above mentioned system units is assigned.

- Enter CANCEL to have the system cancel the job. Report the message to your programmer.

---

#### 1AA0t      DEVICE NOT SUPPORTED - *cuu*

**Explanation:** A DVCUP command was given for a device with type code ESCD (ESCON Director).

**System Action:**

- For type code I - The job is canceled.
- For type code D - The system waits for an operator response.

**Programmer Response:** None.

**Operator Response:**

- For type code I - None.
- For type code D - Either of the following:
  - Press END/ENTER: this causes the system to ignore the preceding DVCUP statement.

- Enter CANCEL to have the system cancel the job.

---

#### 1AA1t      DVCUP NOT ALLOWED FOR SECONDARY DEVICE

**Explanation:** The preceding DVCUP command was given for the secondary device of a duplex pair of devices (established by a cache command). This is not allowed because this device only builds an identical copy of the primary device. Any other I/O request would be rejected, therefore this device cannot be made available (by DVCUP) for assigning to system or programmer logical units.

**System Action:** For type code I - the job is canceled. For type code D - the system waits for an operator response.

**Programmer Response:** None.

**Operator Response:** For type code I - none. For type code D - ignore the statement by pressing the ENTER key or enter the CANCEL command to cancel the job.

---

## 1Bxx=Buffer Load Messages

---

#### 1B00I      INVALID CONTROL CARD

**Explanation:** The control card (or its image) contains only:

- blanks
- the operation code (UCB/FCB).

**System Action:** The system cancels the job.

**Programmer Response:** Correct the control statement and rerun the job.

**Operator Response:** None.

---

#### 1B01D      INVALID TYPE SPECIFICATION

**Explanation:** The buffer type specified in the SYSBUFLD control statement is invalid for either of these reasons:

- The specified operation is not one of the following:

**FCB**      For forms control buffer.  
**UCB**      For universal character set buffer.

**BANDID**

For band identifier.

- The printer does not have the type of control buffer specified in the SYSBUFLD control statement.

**System Action:** The system waits for an operator response.

**Programmer Response:** Applies if the operator canceled the job and a subsequent job has produced unusable list output. Rerun the SYSBUFLD program (with the correct control statement), followed by the job whose list output was unusable.

**Operator Response:** Either of the following:

- Enter a correct SYSBUFLD control statement.
- Press END/ENTER to cancel the job and report the message to your programmer.

---

#### 1B02D      INVALID SYS-UNIT SPECIFIED

**Explanation:** The SYSxxx specification in the SYSBUFLD control statement either was omitted or other than SYSLOG, SYSLST, or one of SYS000 through SYS255.

**System Action:** The system waits for an operator response.

**Programmer Response:** If the job was canceled, rerun the job with the correct logical unit specified.

**Operator Response:** Either of the following

- Enter the correct logical unit (SYSxxx),
- Press END/ENTER to cancel the job. Report the message to your programmer.

---

#### 1B03I      (PHASE|BANDID) INVALID

**Explanation:** This depends on whether PHASE or BANDID is being displayed in the message:

- The display is PHASE
  - The statement requesting an FCB or a UCB to be loaded either specifies no phase or a phase name longer than eight characters.
  - The statement requests a UCB to be loaded, and the buffer-image phase is shorter than:
    - 512 For a PRT1 printer.
    - 240 For any other printer using a UCB.
  - The statement requests an FCB to be loaded, and the buffer-image phase does not have one of the following lengths:
    - 192      335
    - 260      336 \*      \* for PRT1 printer
    - 261 \*      340      with indexing on
    - 272
  - The SYSBUFLD run uses the card-image load method, and there is no stop character within the first
    - 192 positions for the IBM 3203.
    - 255 positions for a PRT1 printer without indexing.
    - 256 positions for a PRT1 printer with indexing.
  - The SYSBUFLD run uses the card-image load method; end of file was reached on the SYSIPT device before all of the required card-image records were read.
- The display is BANDID

Either no band-ID was specified or the specified identifier is longer than four characters.

**System Action:** The job is canceled.

**Programmer Response:** If a subsequent job has produced unusable list output, then:

1. Correct the SYSBUFLD control statement (FCB, UCB, or BANDID), if this was used, or the card records in error.
2. Rerun the SYSBUFLD program followed immediately by the job whose list output was unusable.

If a wrong phase name or band identifier was not the cause, check whether the required buffer-image phase is actually cataloged by the specified name. Use the output of a librarian LISTDIR run for this purpose.

**Operator Response:** None.

**1B0nI**      **INVALID OPTIONAL OPERAND**

**Explanation:** For an explanation of n in the message identifier, see "Field Count for Error-Field Indications" on page 77. One of the optional operands of a SYSBUFLD statement (FOLD, NOCHK, or NULMSG) is incorrectly specified.

**System Action:** The invalid operand is ignored and processing continues.

**Programmer Response:** Verify that the operands, as used, are spelled correctly and that they are valid for the requested buffer-load operation. For more information about the use of these optional operands, see *z/VSE System Control Statements*. Rerun the job.

**Operator Response:** If SYSBUFLD was started from the console, the response given above for the programmer applies accordingly. Else report the message to your programmer.

**1B08I**      **UCS IGNORED FOR 3800 PRINTER**

**Explanation:** The UCS command was given for an IBM 3800 printing subsystem.

**System Action:** The invalid command is ignored and processing continues.

**Programmer Response:** None.

**Operator Response:** Use the SETPRT command to control the output of this device.

**1B09I**      **THE FCB OF AN IBM 4248 MUST BE LOADED USING A PHASE**

**Explanation:** An attempt was made to load the affected printer's FCB using card-image input. However, the FCB can be loaded only from a sublibrary.

**System Action:** The job is canceled.

**Programmer Response:** If a subsequent job has produced unusable list output, rerun:

1. The SYSBUFLD program with the name of a suitable FCB-image phase specified in the SYSBUFLD statement.
2. Immediately after the SYSBUFLD run, the job whose list output was unusable.

**Operator Response:** None.

**1B10I**      *operation:* **INVALID FOR THE SELECTED PRINTER**

**Explanation:** The loading of a printer control buffer was requested either by a SYSBUFLD run or by one of the commands LFCB, LUCB, BANDID.

The request is invalid because the selected printer does not have a control buffer indicated by the requested operation. Example: a BANDID command refers to a printer other than an IBM 4248.

**System Action:** The job (if a SYSBUFLD run) or the processing of the command (if a console request) is canceled.

**Programmer Response:** Applies if a SYSBUFLD run was canceled. A subsequent job may have produced unusable list output. If so, rerun:

1. The SYSBUFLD program with the name of a suitable FCB-image phase specified in the SYSBUFLD statement.
2. Immediately after the SYSBUFLD run, the job whose list output was unusable.

**Operator Response:** Applies if a load request from the console was canceled. Resubmit your request with a correct operation code. For example, if the error was:

- An LFCB command for a 1403U printer, then insert a suitable carriage control tape.

- An LFCB command for an IBM 4248, then resubmit the request by way of a BANDID command.

**1B11D**      **INVALID PHYSICAL UNIT**

**Explanation:** The specified logical unit is assigned to a device which does not have a control buffer that matches the currently processed load request.

**System Action:** The system waits for an operator response.

**Programmer Response:** If the job was canceled, rerun it and ensure that the specified logical unit is correctly assigned.

**Operator Response:** Either of the following

- Enter the correct logical unit (SYSxxx).
- Press END/ENTER to cancel the job. Report the message to your programmer.

**1B12D**      *op-code* **OPERAND n 'erroneous operand' explanation**

**Explanation:** The system found an error in the nth operand of the currently processed command or in the operand's delimiter. This operand (or delimiter) is displayed in the message, and a brief explanation of the error is provided.

**System Action:** The system waits for an operator response.

**Programmer Response:** None.

**Operator Response:** Either of the following

- Reenter the command with the erroneous operand corrected, or
- Press END/ENTER; this causes the system to ignore the command and to continue processing. Report the message to your programmer.

**1B13A**      *X'cuu'* [NEEDS FORMS=*form-number*] [, SET LPI=*n*] **STOP PRINTER IF NECESSARY AND PRESS END**

**Explanation:** In the message,  
**form-number** =

The form number specified in the LFCB command or LFCB macro.

**n** = The specified number of lines per inch (6 or 8).

The message is the system's response to an LFCB command or LFCB macro that specifies FORMS=*xxx*, or LPI=*n*, or both.

**System Action:** The system waits for the operator to press END/ENTER.

**Programmer Response:** None.

**Operator Response:** Proceed as follows by performing the applicable steps:

1. Stop the printer.
2. If the number of lines per inch is to be changed, set the carriage clutch to the new position.
3. Press END/ENTER.
4. If forms are to be changed, insert new forms on the printer and align them by placing the upper margin of the first new form exactly over the fold of the old form that has just passed the print line).
5. Ready the printer.

**1B14A**      *X'cuu'* **NEEDS FORMS** *form-number* **STOP PRINTER AND PRESS END**

**Explanation:** In the message,  
**form-number** =

The form number specified in the LFCB command or macro.

The message is the system's response to an LFCB command or LFCB macro that specifies FORMS=form-number.

**System Action:** The system waits for the operator to press END/ENTER.

**Programmer Response:** None.

**Operator Response:**

1. Stop the printer.
2. Press END/ENTER.
3. Insert new forms on the printer and align them (by placing the upper margin of the first new form exactly over the fold of the old form that has just passed the print line).
4. Ready the printer.

#### 1B15I PHASE *phase-name* NOT FOUND

**Explanation:** Either of the following:

- The phase whose name was specified in a preceding LFCB or LUCB command is not cataloged in the system library.
- In the command, the phase-name operand was omitted (in that case, the system prints question marks for phase-name in the message text).

**System Action:** The system ignores the command and is ready to accept the next command. Possibly, message 0D07D is issued on the display console.

**Programmer Response:** If your operator reports the message to you, ensure that:

- The phase name to be specified was spelled correctly.
- The image phase is actually stored in the system library.

**Operator Response:** Reenter the LFCB or LUCB command with the phase name spelled correctly if a typo was the cause. Otherwise, enter any other valid command and report the message to your programmer.

#### 1B16I (FCB|UCB) LOAD INVALID FOR SPECIFIED PRINTER

**Explanation:** If an FCB load (buffer image) is invalid, then either

- The FCB image specified as phase name in the preceding LFCB command does not have one of the device-specific lengths, or
- The FCB image does not conform to the FCB load conventions for the affected printer.

If a UCB load (buffer image) is invalid, the UCB image specified as phase name in the preceding LUCB command does not have the device-specific length.

**System Action:** The system ignores the command and is ready to accept the next command. Possibly, message 0D07 is displayed at the console.

**Programmer Response:** If your operator reports the message to you, ensure that the phase name to be specified was spelled correctly. If it was, make corrections as required and re-catalog the affected buffer-image phase. For buffer-image phase formats and coding conventions, see *z/VSE System Control Statements*.

**Operator Response:** Reenter the LFCB or LUCB command with the phase name spelled correctly if a typing error was the cause. Otherwise, enter any other valid command and report the message to your programmer.

#### 1B17I LPI=*n* AND PRINTER BUFFER LOAD DISAGREE

**Explanation:** An LFCB command specifying LPI=*n* was given for a PRT1 or a 4248 printer. However, the number given for *n* does not match this number as coded in the currently loaded FCB image. A typing error may be the cause.

**System Action:** The system ignores the command; it may issue message 0D07D.

**Programmer Response:** If the operator reports the message to you, a subsequent job may have produced unusable list output. If so, consider running:

1. The SYSBUFLD program with a correct control statement.
2. Immediately after the SYSBUFLD run, the job whose list output was unusable.

Verify the phase name and the LPI=*n* value as supplied by the operator. You may have to correct and re-catalog the affected buffer-image phase.

**Operator Response:** Either of the following

- Reenter the LFCB command and make sure the phase name is spelled correctly. You may then omit the LPI=*n* specification.
- Enter any other valid command and report your command and the message to your programmer.

#### 1B18A X'cuu' PRINTER NEEDS TRAIN=*number*. STOP PRINTER AND PRESS END

**Explanation:** An LUCB command was given, and this command specified the print-train (-chain or -belt) number displayed in the message.

**System Action:** The system waits for the operator to press END/ENTER.

**Programmer Response:** None.

**Operator Response:**

1. Stop the printer.
2. Press END/ENTER on the console.
3. Mount the required print train (chain, or belt).
4. Make the printer ready again.

#### 1B19I X'cuu' LFCB WITH PHASE *phase-name* EXECUTED

**Explanation:** The programmer issued an LFCB macro in his program, and it was successfully executed. The system loaded the FCB image phase whose name is given in the message.

**System Action:** Processing continues.

**Programmer Response:** None.

**Operator Response:** None.

#### 1B20A INVALID RESPONSE

**Explanation:** The response to the preceding print-buffer load message is invalid.

**System Action:** The system waits for an operator response.

**Programmer Response:** None.

**Operator Response:** One of the following:

1. If the wrongly responded message requested a forms setup and this setup has not yet been done, make sure you:
  - a. Stopped the printer, and
  - b. Pressed END/ENTER.
2. If 1, above does not apply, then either:
  - Check the documentation of the wrongly responded message and make another attempt, or
  - Enter CANCEL to cancel the currently processed print control buffer load operation.

#### 1B21A X'cuu' CHANGE FORMS, IF NECESSARY, AND PRESS END

**Explanation:** The SYSBUFLD program is being executed to reload the FCB of the named printer.

**System Action:** The system waits for the operator to press END/ENTER.



**Programmer Response:** None.

**Operator Response:** If the printer's FCB buffer-image (see the SYSBUFLD program's control statement as displayed on your console's display) requires new forms, then:

1. Stop the printer and press END/ENTER.
2. Change forms (for alignment of forms instructions, see the explanation for message 1B13A (for a non-PRT1 printer) and for message 1B14A (for a PRT1 printer).
3. For a non-PRT1 printer, if the subsequent job requires a different setting of the carriage clutch, change this setting now.
4. Make the printer ready again.

**1B22t**            *X'cuu'* NEEDS BAND *xxxx*, FOUND *yyyy*

**Explanation:** The specified band identifier does not match the band identifier of the currently mounted print band.

**System Action:** The system waits for an operator response. If the type code is A, the system takes additional action; it:

1. Forces the printer NOT READY.
2. Displays 'BAND RQ *xxxx*' on the printer's display panel.

**Programmer Response:** If the operator reports the message, then rerun the job after having ensured that the required print band has been mounted.

**Operator Response:** For a *type code of A* (you had entered a BANDID command), mount the required print band and make the printer ready.

For a *type code of D* (a new print band is requested by

SYSBUFLD), one of the following:

- Enter the band ID of the currently mounted print band if the subsequent job(s) can run with this band. This causes the system to continue processing.
- Press END/ENTER to indicate that the specified print band is to be used. This causes the system to:
  1. Force a NOT READY condition for the printer.
  2. Display 'BAND RQ *xxxx*' on the printer's display panel.

Mount the required print band and make the printer ready again.

- Enter the band-ID of a suitable other print band. The system's response and your subsequent action is the same as if you had pressed END/ENTER.
- Enter CANCEL to cancel the SYSBUFLD job and report the message to your programmer.

**1B23I**            FOUND BAND *xxxx*

**Explanation:** This message is the system's response to a BANDID command without a print band identifier. The message displays the identifier of the currently mounted print band.

**System Action:** Processing continues.

**Programmer Response:** None.

**Operator Response:** None.

## 1Cxx=Job Initiation and Termination Messages

**1C00A**            ATTN. *cuu*

**Explanation:** A unit exception has been detected on the specified channel and unit.

**System Action:** The system waits for an operator response.

**Programmer Response:** None.

**Operator Response:**

- One of the following if the unit is a card reader:
  - Refill the reader and press END/ENTER to have the system continue processing.
  - Unassign the logical unit if it is no longer needed,
  - Reassign the unit to a tape, diskette, disk, or another card reader.
- One of the following if the unit is a tape, diskette, or disk:
  - Press END/ENTER to have the system read the next record.
  - Enter CLOSE SYS*xxx* (where SYS*xxx* = the system logical unit assigned to the indicated device).
  - Mount a new tape, disk, or diskette and reassign the same unit.
  - Assign another unit.

**1C10D**            PLEASE ASSIGN (SYSRDR|SYSIPT)

**Explanation:** Either of the following:

- The system attempted to read from SYSRDR, which is not assigned.
- The system read a linkage-editor INCLUDE statement without an operand, but SYSIPT is not assigned.

**System Action:** The system waits for an operator response.

**Programmer Response:** If the operator canceled the job, rerun it after having ensured that the required assignments have been made.

**Operator Response:** One of the following:

- Enter an assignment for SYSRDR, if required (see "Note" below) or for SYSIPT, whichever applies and press END/ENTER.

- Enter CANCEL to have the system cancel the job. Report the message to your programmer.

If you do not require SYSRDR, you may enter any valid statement or command.

**1C30t**            UCS PHASE NOT FOUND: *phase-name*

**Explanation:** The phase whose name was specified in a preceding UCS command is not cataloged in the system library.

**System Action:**

- For type code I - The job is canceled.
- For type code D - The system waits for an operator response.

**Programmer Response:** If your operator reports the message to you, ensure that

- The phase name to be specified was spelled correctly.
- The phase is actually stored in the system library.

**Operator Response:**

- For type code I - None.
- For type code D - Either of the following:
  - Press END/ENTER: this causes the system to ignore the preceding UCS statement.
  - Reenter the UCS command with the phase name spelled correctly if a typo was the cause.
  - Enter CANCEL to have the system cancel the job. Report the message to your programmer.

**1C39I**            COMMAND PASSED TO *subsystem*

**Explanation:** The last attention command is passed to VSE/ICCF, VTAM, or VSE/POWER, and the attention routine is ready to handle the next attention command.

**System Action:** None.

**Programmer Response:** None.



**Operator Response:** None.

---

**1C50I**            **SUBSYSTEM** *subsystem-name* **NOT ACTIVE**

**Explanation:** A command for a VSE subsystem was entered, but the subsystem is not yet, or not any more active

**System Action:** None.

**Programmer Response:** None.

**Operator Response:** None.

---

**1C5nI**            **PROCESSING ROUTINE ACTIVE**

**Explanation:** For an explanation of n in the message identifier, see "Field Count for Error-Field Indications" on page 77. The message may be caused by one of the following:

- An MSG command was given, but the partition's OC exit routine is active.
- A VSE/ICCF or VSE/POWER command was entered while a previously submitted VSE/ICCF or VSE/POWER command was being processed.

**System Action:** The system ignores the command that caused the message, and processing continues.

**Programmer Response:** If your operator reported the message, consider allocating additional processing storage (via the ALLOCR command) to the VSE/POWER partition.

**Operator Response:** If you issued an MSG command, check that this command was issued for the correct partition. If you issued a VSE/POWER command to delete, alter, or release a queue entry, then wait for message 1R88I to be displayed before entering the next command. If you issued any other VSE/POWER command or a VSE/ICCF command, retry the command later. Report the message to your programmer if this was a VSE/POWER command.

---

**1C60D**            **NO ASI ACTIVE**

**Explanation:** A START JCC command was issued for a partition which had already completed its ASI procedure and for which an UNBATCH command was probably issued.

**System Action:** The START JCC command is not executed.

**Programmer Response:** To prevent a repeat occurrence, find out why a partition with an ASI procedure was unbatched and why a START JCC command was issued from a disallowed partition. See description of START command in *z/VSE System Control Statements*.

**Operator Response:** Report this message occurrence to your system programmer. You can start the partition via the attention routine.

---

**1C70D**            *number* **RECORDS REMAINING ON**  
**(SYSPCH|SYSLST)**

**Explanation:** The minimum number of remaining records in the named system file on disk has been reached or exceeded during the previous job. The message gives the number of how many record spaces now remain.

**System Action:** The system waits for an operator response.

**Programmer Response:** If the message recurs, provide for larger extents.

**Operator Response:** One of the following:

- Submit new extents.
- Close the file and reassign it to another device following the procedures set up for your location.
- Press END/ENTER to have the system continue processing.

If the message recurs, report it to your programmer.

---

**1C80D**            **END OF EXTENT ON SYSxxx**

**Explanation:** The message is caused by one of the following:

1. End of extent or a file mark has been reached on the device to which the indicated logical unit is assigned.
2. Failure of an OPEN processing for a diskette (message 1A81I precedes this message when this is the cause).

**System Action:** The system waits for an operator response.

**Programmer Response:** If the operator reports the message to you, then submit new extents, close the logical unit, and reassign the file to the new extents.

**Operator Response:** To temporarily recover, close the logical unit and reassign the named system file to another disk, to a tape device, or to a diskette unit. If this fails, tell the programmer.

**Note:** If SYSRDR or SYSIPT is assigned to SYSIN, CLOSE must be given for SYSIN and not for SYSRDR or SYSIPT.

If the message recurs, execute LVTOC for the volume that contains the named file and, if standard or permanent labels are used, run LSERV. Report the message to your programmer and have the LVTOC and LSERV output available on demand.

---

**1C90I**            **SYSRDR IS NOT PERMANENTLY**  
**ASSIGNED IN THE ASI PROCEDURE**

**Explanation:** For a dynamic partition, SYSRDR must be permanently assigned in the ASI procedure.

**System Action:** The dynamic partition is not started.

**Programmer Response:** Add the proper ASSGN statement to the ASI procedure (Profile) for the dynamic partition.

**Operator Response:** Notify your system programmer.

---

**1C91I**            **ASI PROCEDURE** *procname* **IS NOT FOUND**

**Explanation:** For a dynamic partition no ASI procedure was found.

**System Action:** The dynamic partition is not started.

**Programmer Response:** Check whether the sublibrary IJSYSRS.SYSLIB contains the procedure listed in this message. It is the name of the library member which you specified as Profile in the panel MAINTAIN DYNAMIC PARTITIONS within the Interactive Interface dialog.

**Operator Response:** Notify your system programmer.

---

**1C92D**            **ASSGN SYSRDR/IN ONLY TO A POWER**  
**CONTROLLED DEVICE**

**Explanation:** For dynamic partitions, SYSRDR, SYSIPT, SYSPCH and SYSLST may be assigned only to VSE/POWER controlled devices in the ASI procedure.

**System Action:** The dynamic partition is not started.

**Programmer Response:** Change the ASSGN statement in your ASI procedure to a VSE/POWER controlled device for the affected system logical unit.

**Operator Response:** Notify your system programmer.

---

**1C93D**            **IN A DYNAMIC PARTITION MICR/OCR**  
**DEVICES ARE NOT SUPPORTED**

**Explanation:** Not applicable.

**System Action:** The system ignores the ASSGN statement and waits for an operator response.

**Programmer Response:** Submit your job to a static partition.

**Operator Response:** Notify your system programmer. Cancel

the job or enter a valid ASSGN statement and continue by pressing the ENTER key.

---

**1C94D**      **ASSIGNMENT OF SYSRDR/IPT/PCH/LST TO DISK/DISKETTE NOT ALLOWED.**

**Explanation:** In dynamic partitions these assignments are not supported.

---

## 1Dxx and 1Exx=Library Definition Messages

---

**1D01t**      **INVALID CONTINUATION**

**Explanation:** The continuation of the currently processed job control statement does not follow standard conventions. For details, see *z/VSE System Control Statements*.

**System Action:** For type code I - The job is canceled. For type code D - The system waits for an operator response.

**Programmer Response:** Correct the statement and rerun the job.

**Operator Response:** For type code I - None. For type code D - One of the following:

- Enter the corrected statement.
- Press END/ENTER; this causes the system to ignore the statement and to continue processing.
- Enter CANCEL to have the system cancel the job. Report the message to your programmer.

---

**1D02t**      **INVALID STATEMENT. KEYWORD MISSING**

**Explanation:** The currently processed statement needs at least one more keyword in order to be valid.

**System Action:** For type code I - The job is canceled. For type code D - The system waits for an operator response.

**Programmer Response:** Correct the statement and rerun the job.

**Operator Response:** For type code I - None. For type code D - One of the following:

- Enter the corrected statement.
- Press END/ENTER; this causes the system to ignore the statement and to continue processing.
- Enter CANCEL to have the system cancel the job. Report the message to your programmer.

---

**1D03t**      **SEARCH CHAIN LONGER THAN ALLOWED MAXIMUM**

**Explanation:** The currently processed LIBDEF statement specifies more than 32 sublibrary names.

**System Action:** For type code I - The job is canceled. For type code D - The system waits for an operator response.

**Programmer Response:** If the job was canceled, redefine the SEARCH chain in the LIBDEF statement and rerun the job.

**Operator Response:** For type code I - None. For type code D - One of the following:

- Enter the corrected statement.
- Press END/ENTER; this causes the system to ignore the statement and to continue processing.
- Enter CANCEL to have the system cancel the job. Report the message to your programmer.

---

**1D04t**      **SUBLIBRARY MISSING FOR (SEARCH CHAIN|keyword ENTRY)**

**Explanation:** No sublibrary was specified for either the SEARCH CHAIN or the keyword given in the message.

**System Action:** For type code I - The job is canceled. For type code D - The system waits for an operator response.

**System Action:** The system ignores the ASSGN statement and waits for an operator response.

**Programmer Response:** Submit your job to a static partition.

**Operator Response:** Notify your system programmer. Cancel the job or enter a valid ASSGN statement and continue by pressing the ENTER key.

---

**Programmer Response:** Correct the LIBDEF statement that caused the message and rerun the job.

**Operator Response:** For type code I - None. For type code D - One of the following:

- Enter the corrected statement and have the system continue processing.
- Press END/ENTER; this causes the system to ignore the statement and to continue processing.
- Enter CANCEL to have the system cancel the job. Report the message to your programmer.

---

**1D06i**      **SEARCH LIBRARIES lib1, lib2 ARE IDENTICAL. DUPLICATE OMITTED**

**System Action:** The second reference in the search-order chain is ignored.

**Programmer Response:** None.

**Operator Response:** None.

---

**1D07t**      **ACCESS CONTROLLED LIBRARY DEFINED AS PERMANENT--REJECTED**

**Explanation:** The currently processed LIBDEF statement attempts to define an access controlled library as permanently accessible.

**System Action:** For type code I - The job is canceled. For type code D - The system waits for an operator response.

**Programmer Response:** Define the access controlled library to be accessible only for the duration of the applicable job.

**Operator Response:** For type code I - None. For type code D - One of the following:

- Resubmit the rejected LIBDEF statement specifying temporary (for the duration of the current job) of the affected sublibrary (or libraries).
- Press END/ENTER; this causes the system to ignore the statement and to continue processing.
- Enter CANCEL to have the system cancel the job. Report the message to your programmer.

---

**1D09t**      **COMMAND NOT ALLOWED IN A PROCEDURE RESIDING IN PRIVATE SUBLIBRARY**

**Explanation:** A procedure retrieved from a private sublibrary includes a LIBDEF or LIBDROP statement specifying "procedure" as member type. This is not allowed.

**System Action:** For type code I - The job is canceled. For type code D - The system waits for an operator response.

**Programmer Response:** If the job was canceled, correct the procedure and rerun the job.

**Operator Response:** For type code I - None. For type code D - One of the following:

- Press END/ENTER; this causes the system to ignore the command and to continue processing.
- Enter CANCEL to have the system cancel the job. Report the message to your programmer.

---

**1D10t**      **COMMAND NOT ALLOWED IN A NESTED PROCEDURE**

**Explanation:** A nested procedure includes a LIBDEF or LIBDROP statement specifying "procedure" as member type. This is not allowed.

**System Action:** For type code I - The job is canceled. For type code D - The system waits for an operator response.

**Programmer Response:** If the job was canceled, correct the procedure and rerun the job.

**Operator Response:** For type code I - None. For type code D - One of the following:

- Press END/ENTER; this causes the system to ignore the command and to continue processing.
- Enter CANCEL to have the system cancel the job. Report the message to your programmer.

---

**1D12t**      **SUBLIBRARY *libname.sublibname* DOES NOT EXIST**

**Explanation:** The sublibrary specified in the currently processed LIBDEF statement has not been defined to the system.

**System Action:** For type code I - The job is canceled. For type code D - The system waits for an operator response.

**Programmer Response:** If the job was canceled, rerun the job after having ensured that the specified sublibrary exists.

**Operator Response:** For type code I - None. For type code D - One of the following:

- Check the library and sublibrary names you specified in the rejected statement; if you happened to make a typing error, reenter the statement with the name corrected.
- Press END/ENTER; this causes the system to ignore the command and to continue processing.
- Enter CANCEL to have the system cancel the job. Report the message to your programmer.

---

**1D13t**      **CONVERSION FOR *library-name* FAILED**

**Explanation:** The currently processed LIBDEF statement is in the format valid for Version 1 of VSE/Advanced Functions, but either:

- No library-migration table exists, or
- The existing library-migration table does not contain an entry for the specified library.

**System Action:** For type code I - The job is canceled. For type code D - The system waits for an operator response.

**Programmer Response:** If the job was canceled, rerun it in either way:

- With the required LIBDEF statement(s) in the format valid for Version 2 of VSE/Advanced Functions.
- After having ensured that your system includes a library-migration table, and that this table contains an entry for the affected library.

**Operator Response:** For type code I - None. For type code D - One of the following:

- Press END/ENTER; this causes the system to ignore the command and to continue processing.
- Enter CANCEL to have the system cancel the job. Report the message to your programmer.

---

**1D14t**      **CONVERSION FOR *library-name* FAILED. NO ENTRY FOUND IN MIGRATION TABLE**

**Explanation:** The current processed LIBDEF statement is in the format valid for Version 1 of VSE/Advanced Functions, but the existing library migration table does not contain an entry for the specified library.

**System Action:** For type code I - the job is canceled. For type code D - system waits for an operator response.

**Programmer Response:** If the job was canceled, rerun it in either way:

- With the required LIBDEF statement(s) in the format valid for Version 2 of VSE/Advanced Functions.
- After having assured that the migration table contains an entry for the affected library.

**Operator Response:** For type code I - None. For type code D - One of the following:

- Press END/ENTER; this causes the system to ignore the command and to continue processing.
- Enter CANCEL to have the system cancel the job. Report the message to your programmer.

---

**1D3nt**      **INVALID KEYWORD: *keyword***

**Explanation:** In the message identifier, n indicates the field processed when the error was detected. See also "Field Count for Error-Field Indications" on page 77. The currently processed statement (LIBDEF, LIBDROP, or LIBLIST) contains an invalid keyword, or a required keyword is missing.

**System Action:** For type code I - The job is canceled. For type code D - The system waits for an operator response.

**Programmer Response:** If the job was canceled, correct the statement in error and rerun the job.

**Operator Response:** For type code I - None. For type code D - One of the following:

- Enter the corrected statement.
- Press END/ENTER; this causes the system to ignore the statement and to continue processing.
- Enter CANCEL to have the system cancel the job. Report the message to your programmer.

---

**1D4nt**      **LIBRARY SPECIFIED AS NEW OCCURS IN SOME OTHER *keyword* ENTRY**

**Explanation:** In the message identifier, n indicates the field processed when the error was detected. See also "Field Count for Error-Field Indications" on page 77. In the preceding LIBDEF statement, the file name specified as NEW occurs as file name also in the FROM, TO, or SEARCH operand.

**System Action:** For type code I - The job is canceled. For type code D - The system waits for an operator response.

**Programmer Response:** Define a unique library in the NEW operand and rerun the job.

**Operator Response:** For type code I - None. For type code D - One of the following:

- Press END/ENTER; this causes the system to ignore the statement and to continue processing.
- Enter CANCEL to have the system cancel the job. Report the message to your programmer.

---

**1D5nt**      **DUPLICATE *specification***

**Explanation:** In the message identifier, n indicates the field processed when the error was detected. See also "Field Count for Error-Field Indications" on page 77. The currently processed statement (LIBDEF, LIBDROP, or LIBLIST) contains two or more specifications of the library type, a partition, or an output unit.

**System Action:** For type code I - The job is canceled. For type code D - The system waits for an operator response.

**Programmer Response:** If the job is canceled, correct the statement to contain only one of each possible specification and rerun the job.

**Operator Response:** For type code I - None. For type code D - One of the following:

## 1D6nt • 1F00I

- Enter the corrected statement.
- Press END/ENTER; this causes the system to ignore the statement and to continue processing.
- Enter CANCEL to have the system cancel the job. Report the message to your programmer.

---

### 1D6nt      KEYWORD *keyword* SPECIFIED TWICE OR NOT ALLOWED

**Explanation:** For an explanation of n in the message identifier, see "Field Count for Error-Field Indications" on page 77. The currently processed LIBDEF or LIBDROP statement contains an error as indicated.

**System Action:** For type code I - The job is canceled.

For type code D - The system waits for an operator response.

**Programmer Response:** If the job is canceled, correct the statement in error and rerun the job.

**Operator Response:** For type code I - None.

For type code D - One of the following:

- Enter the corrected statement.
- Press END/ENTER; this causes the system to ignore the statement and to continue processing.
- Enter CANCEL to have the system cancel the job. Report the message to your programmer.

---

### 1D7nt      INVALID SEARCH NAME-LIST SPECIFICATION

**Explanation:** For an explanation of n in the message identifier, see "Field Count for Error-Field Indications" on page 77. The syntax of the name list in the SEARCH operand of a LIBDEF statement is incorrect (for example, a closing parenthesis is missing, the list is empty, the name of a library or a sublibrary is in error, or there are too many continuation lines.)

**System Action:** For type code I - The job is canceled. For type code D - The system waits for an operator response.

**Programmer Response:** If the job is canceled, correct the statement in error and rerun the job.

**Operator Response:** For type code I - None. For type code D - One of the following:

- Enter the corrected statement.
- Press END/ENTER; this causes the system to ignore the statement and to continue processing.
- Enter CANCEL to have the system cancel the job. Report the message to your programmer.

---

### 1D8nI      DUPLICATE FILENAME FOR SEARCH CHAIN IGNORED

**Explanation:** For an explanation of n in the message identifier, see "Field Count for Error-Field Indications" on

page 77. The same file name occurs more than once in the SEARCH list of the currently processed LIBDEF statement (the message is issued for every occurrence of a duplicate name).

**System Action:** The second and all following occurrences of the file name are ignored. Processing continues.

**Programmer Response:** None.

**Operator Response:** None.

---

### 1E1nt      INCORRECT *keyword* LIBRARY SPECIFICATION

**Explanation:** For an explanation of n in the message identifier, see "Field Count for Error-Field Indications" on page 77. The message may be caused by one of the following:

- An invalid library (or sublibrary) name (wrong length or invalid characters) was specified.

- The reserved keyword SDL was used as a library name.

**System Action:** For type code I - The job is canceled. For type code D - The system waits for an operator response.

**Programmer Response:** Correct the specified file name and rerun the job.

**Operator Response:** For type code I - None. For type code D - One of the following:

- Enter the corrected statement.
- Press END/ENTER; this causes the system to ignore the statement and to continue processing.
- Enter CANCEL to have the system cancel the job. Report the message to your programmer.

---

### 1E4nt      INCORRECT DELIMITER: =

**Explanation:** For an explanation of n in the message identifier, see "Field Count for Error-Field Indications" on page 77. The system expected to read a delimiter and encountered a character which is not a valid delimiter.

**System Action:** For type code I - The job is canceled. For type code D - The system waits for an operator response.

**Programmer Response:** Correct the command (by inserting a valid delimiter - probably a comma - in the statement) and rerun the job.

**Operator Response:** For type code I - None. For type code D - One of the following:

- Enter the corrected statement.
- Enter CANCEL to have the system cancel the job. Report the message to your programmer.

---

## 1Fxx=Conditional Job Control Messages

---

### 1F00I      LABEL *label-statement* NOT FOUND. EOJ REACHED

**Explanation:** A GOTO or an ON-condition statement occurred, but the system is unable to find the label statement referred to in the GOTO or ON-condition statement. This may be caused by either of the following:

- The label statement is missing or is placed ahead of the statement that refers to this label statement.
- A typing error in the label statement or in the reference to that statement.

- The operator issued a VSE/POWER command: PFLUSH partition or PCANCEL job. VSE/POWER issued an AUTOCANCEL.

**Programmer Response:** Check your job control statements and make corrections as required; rerun the job.

**Operator Response:** If the reason of the message is PFLUSH or PCANCEL, please report this to your programmer.



---

**1F011 LABEL *label-statement* NOT FOUND. SKIP TO EOJ**

**Explanation:** A GOTO or an ON-condition statement occurred, but the system is unable to find the label statement referred to in the GOTO or ON-condition statement. This may be caused by either of the following:

- The label statement is missing or is placed ahead of the statement that refers to this label statement.
- A typing error in the label statement or in the reference to that statement.

**System Action:** The system cancels the job.

**Programmer Response:** Check your job control statements and make corrections as required; rerun the job.

**Operator Response:** None.

---

**1F02D STATEMENT REJECTED. NO JOB ACTIVE**

**Explanation:** An On, an IF, a GOTO, or PWR statement was read, but no job is active in the partition. Conditional job-control statements must follow the JOB statement for a job and precede the /& statement.

**System Action:** The system waits for an operator response.

**Programmer Response:** None.

**Operator Response:** Either

- Define a job by submitting a JOB statement before you use conditional job control statements, or
  - Press END/ENTER to have the system continue reading from the SYSRDR device.
  - Enter CANCEL to have the system cancel the job. Report the message to your programmer.
- 

**1F03D PARAMETER LIST BUFFER OVERFLOW**

**Explanation:** The parameter values that you specify in a SETPARM or an EXEC PROC statement are collected in a buffer. This buffer is full.

**System Action:** The system waits for an operator response.

**Programmer Response:** None.

**Operator Response:** One of the following

- Resubmit the failing statement as follows:
    - If a SETPARM statement was processed, split the statement into two.
    - If an EXEC PROC statement was processed, replace some parameter assignments by actual values within the procedure.
  - Press END/ENTER to have the system continue reading from the SYSRDR device.
  - Enter CANCEL to have the system cancel the job. Report the message to your programmer.
- 

**1F04D DUPLICATE PARAMETER NAME**

**Explanation:** The same parameter name occurs twice in a SETPARM, EXEC PROC, or PROC statement.

**System Action:** The system waits for an operator response.

**Programmer Response:** None.

**Operator Response:** One of the following

- Correct and resubmit the failing statement.
  - Press END/ENTER to have the system continue reading from the SYSRDR device.
  - Enter CANCEL to have the system cancel the job. Report the message to your programmer.
- 

---

**1F05I STATEMENT REJECTED. JOB IS CANCELED**

**Explanation:** An EXEC statement with the operand GO is being processed, but the affected job has been canceled already.

**System Action:** The system continues processing the next job.

**Programmer Response:** None.

**Operator Response:** None.

---

**1F06I STATEMENT REJECTED. ALREADY SKIPPING TO LABEL *label-statement***

**Explanation:** A GOTO statement is submitted from the console when the system is performing a skip to a label statement.

**System Action:** The system ignores the statement and continues processing.

**Programmer Response:** None.

**Operator Response:** None.

---

**1F07D VSE/POWER NOT ACTIVE OR CONNECTION WAS STOPPED**

**Explanation:**

- A VSE/POWER command was submitted, but this program is not running in any of the system's partitions or
- VSE/POWER has terminated the connection to the program that issued a VSE/POWER command.

**System Action:** The system waits for an operator response.

**Programmer Response:** None.

**Operator Response:** One of the following:

- Enter CANCEL to have the system cancel the job.
  - Enter END/ENTER to have the system continue reading from SYSRDR.
  - If VSE/POWER is or becomes active enter the VSE/POWER command from the console and enter END/ENTER after completion.
- 

**1F08D VSE/POWER NOT ABLE TO HANDLE COMMAND. - COMMAND NOT PROCESSED**

**Explanation:** A VSE/POWER command has been submitted while VSE/POWER is busy or has internal problems (account file full, for example).

**System Action:** The system waits for an operator response.

**Programmer Response:** None.

**Operator Response:** One of the following:

- Enter CANCEL to have the system cancel the job.
  - Enter END/ENTER to have the system continue reading from SYSRDR.
  - Enter the VSE/POWER command from the console and enter END/ENTER after completion.
- 

**1F09D WRONG VSE/POWER COMMAND IN PWR STATEMENT**

**Explanation:** The PWR statement being processed submits a VSE/POWER command other than PRELEASE or PHOLD.

Further, it is not allowed to release or hold ALL or a class.

**System Action:** The system waits for an operator response.

**Programmer Response:** If the job was canceled, correct the affected statement and resubmit the job.

**Operator Response:** One of the following:

- Resubmit the corrected statement.
  - Press END/ENTER; this causes the system to ignore the statement and to continue processing.
-



- Enter CANCEL to have the system cancel the job. Report the message to your programmer.

---

**1F1nD APOSTROPHE NOT ALLOWED IN PARAMETER VALUE**

**Explanation:** For an explanation of n in the message identifier, see “Field Count for Error-Field Indications” on page 77.

**System Action:** The system waits for an operator response.

**Programmer Response:** If the job was canceled, correct the affected statement and resubmit the job.

**Operator Response:** One of the following:

- Resubmit the corrected statement.
- Press END/ENTER; this causes the system to ignore the statement and to continue processing.
- Enter CANCEL to have the system cancel the job. Report the message to your programmer.

---

**1F2nD INVALID PARAMETER NAME**  
*parameter-name*

**Explanation:** For an explanation of n in the message identifier, see “Field Count for Error-Field Indications” on page 77. The system found an invalid symbolic parameter or it encountered an invalid parameter name (for example in s SETPARM, IF, PROC or EXEC PROC statement). It may be invalid for one of the following reasons:

- The first character is not alphabetic.
- One or more of the remaining characters are not alphameric.
- The name is longer than seven characters.

**System Action:** The system waits for an operator response.

**Programmer Response:** If the job was canceled, correct the affected statement and resubmit the job.

**Operator Response:** One of the following:

- Resubmit the corrected statement.
- Press END/ENTER; this causes the system to ignore the statement and to continue processing.
- Enter CANCEL to have the system cancel the job. Report the message to your programmer.

---

**1F3nD PARAMETER *parameter-name* NOT DEFINED**

**Explanation:** For an explanation of n in the message identifier, see “Field Count for Error-Field Indications” on page 77. The system found an undefined symbolic parameter or it encountered an undefined parameter name in a condition expression of an IF statement. This may be caused by a typing error.

**System Action:** The system waits for an operator response.

**Programmer Response:** If the job was canceled, correct the affected statement and resubmit the job.

**Operator Response:** One of the following:

- Submit a SETPARM statement to define the parameter and resubmit the rejected statement.
- If a typing error is the cause, resubmit the corrected statement.
- Press END/ENTER; this causes the system to ignore the statement and to continue processing.
- Enter CANCEL to have the system cancel the job. Report the message to your programmer.

---

**1F4nD INCORRECT VALUE SPECIFIED**

**Explanation:** For an explanation of n in the message identifier, see “Field Count for Error-Field Indications” on page 77. The statement being processed contains a parameter value which is invalid for one of the following reasons:

- It is longer than 50 characters.
- It contains one or more special characters, but is not enclosed in quotation marks.
- It is specified for \$RC or \$MRC and either is greater than 4095 or contains non-numeric characters.

**System Action:** The system waits for an operator response.

**Programmer Response:** If the job was canceled, correct the affected statement and resubmit the job.

**Operator Response:** One of the following:

- Resubmit the corrected statement.
- Press END/ENTER; this causes the system to ignore the statement and to continue processing.
- Enter CANCEL to have the system cancel the job. Report the message to your programmer.

---

**1F5nD INVALID LABEL NAME *label-name***

**Explanation:** For an explanation of n in the message identifier, see “Field Count for Error-Field Indications” on page 77. In a GOTO or ON statement, the system found a label name invalid for one of the following reasons:

- The first character is not alphabetic.
- The remaining characters are not alphameric.
- The specified name is longer than eight characters.

**System Action:** The system waits for an operator response.

**Programmer Response:** If the job was canceled, correct the affected statement and resubmit the job.

**Operator Response:** One of the following:

- Resubmit the corrected statement.
- Press END/ENTER; this causes the system to ignore the statement and to continue processing.
- Enter CANCEL to have the system cancel the job. Report the message to your programmer.

---

**1F6nD INVALID ON CONDITION**

**Explanation:** For an explanation of n in the message identifier, see “Field Count for Error-Field Indications” on page 77. The currently processed ON statement is invalid for one of the following reasons:

- \$ABEND or \$CANCEL is specified twice.
- The conditions \$ABEND and \$CANCEL are ANDed (\$ABEND & \$CANCEL, for example).
- \$ABEND or \$CANCEL is specified with the condition CONTINUE.

**System Action:** The system waits for an operator response.

**Programmer Response:** If the job was canceled, correct the affected statement and resubmit the job.

**Operator Response:** One of the following:

- Resubmit the corrected statement.
- Press END/ENTER; this causes the system to ignore the statement and to continue processing.
- Enter CANCEL to have the system cancel the job. Report the message to your programmer.

---

**1F7nD INVALID IF CONDITION**

**Explanation:** For an explanation of n in the message identifier, see “Field Count for Error-Field Indications” on page 77. The currently processed IF statement specifies a comparison of two strings. At least one of them is a null string, and one of the following compare operators are used:

> (greater than)

- < (less than)
- >= (greater than or equal to)
- <= (less than or equal to)

The listed compare operators are not allowed in this case.  
**System Action:** The system waits for an operator response.  
**Programmer Response:** If the job was canceled, correct the

affected statement and resubmit the job.  
**Operator Response:** One of the following:
 

- Resubmit the corrected statement.
- Press END/ENTER; this causes the system to ignore the statement and to continue processing.
- Enter CANCEL to have the system cancel the job. Report the message to your programmer.

## 1Hxx=CACHE Messages

---

**1H01I**      **CACHE OPERATION FAILED**  
**Explanation:** The control unit cannot temporarily handle the command.  
**System Action:** None.  
**Programmer Response:** None.  
**Operator Response:** Check the status of device and subsystem.

---

**1H02I**      **NON-CACHED CONTROL UNIT**  
**Explanation:** The control unit model is not able to handle the command.  
**System Action:** None.  
**Programmer Response:** None.  
**Operator Response:** None.

---

**1H03I**      **ERROR IN IJBAR WHEN PROCESSING  
CACHE COMMAND**  
**Explanation:** The CACHE command is invalid. The combinations of parameters is invalid or storage of the attention routine is corrupted.  
**System Action:** None.  
**Programmer Response:** None.  
**Operator Response:** The IJBAR phase should be reloaded into SVA.

---

**1H04I**      **CACHE STORAGE IS NOT AVAILABLE**  
**Explanation:** The REPORT command was issued and the control unit is in the status 'cache not available'.  
**System Action:** None.  
**Programmer Response:** None.  
**Operator Response:** Switch cache on for this CUU and repeat the REPORT command.

---

**1H05I**      **OPERATION REJECTED BY CONTROL  
UNIT**  
**Explanation:** The control unit is not able to handle the command. The reason can be the actual status of the control unit or the control unit model can't interpret the command at all.  
**System Action:** None.  
**Programmer Response:** None.  
**Operator Response:** Check control unit model and subsystem status.

---

**1H06I**      **OPERATION SUCCESSFULLY INITIATED**  
**Explanation:** This operation will complete asynchronously. A status change message will indicate later the end of the asynchronous operation.  
**System Action:** None.  
**Programmer Response:** None.  
**Operator Response:** Keep in mind that this operation is still pending.

---

**1H07I**      **WRONG DUPLEX PAIR STATUS**  
**Explanation:** The duplex pair status of the primary device does not allow execution of the DUAL COPY command.  
**System Action:** None.  
**Programmer Response:** None.  
**Operator Response:** Check the status of device and subsystem.

---

**1H08I**      **COMMAND REJECT: SET SECONDARY  
DEVICE DOWN**  
**Explanation:** The previous CACHE command tried to establish a dual copy for the primary device UNIT and the secondary device DUPLEX from simplex state. Since the secondary device was still assigned and not down, the command is rejected.  
**System Action:** None.  
**Programmer Response:** None.  
**Operator Response:** Use the DVCDN command in order to set the secondary device down.

---

**1H09I**      **OPER INFO SYSXXX=*cuu area* STATUS  
CHANGE: *action***  
**Explanation:** A DASD subsystem has informed the host of a SUBSYSTEM or DEVICE status change for the specified CUU (*cuu*). This status change can be initiated by an action from the VSE system, by an action from any other host system connected to the CUU, or by the DASD control unit in case of hardware failures.

Messages with SUBSYSTEM STATUS CHANGE can be:

- CACHE=ON or CACHE=OFF
- NVS=ON or NVS=OFF
- CACHE-FAST-WRITE=ON or CACHE-FAST-WRITE=OFF
- BACKGROUND-COPY ONGOING or BACKGROUND COPY COMPLETED

These messages apply to all CUUs connected to this subsystem.

Messages with DEVICE STATUS CHANGE can be:

- CACHE=ON or CACHE=OFF
- DASD-FAST-WRITE=ON or DASD-FAST-WRITE=OFF

These messages apply only to the specified CUU.

Messages with DUAL-COPY STATUS CHANGE can be:

- ENTERED DUPLEX MODE
- SUSPENDED PRIMARY
- SUSPENDED SECONDARY
- DUPLEX PENDING
- ENTERED SIMPLEX MODE

Other messages with DEVICE status change can be:

- PPRC PAIR SUSPENDED
- MIRRORING ACTIVE
- MIRRORING SUSPENDED

## 1H20I • 1H56I

- MIRRORING PENDING
- MIRRORING IN FAIL

These messages apply to the primary and secondary device of a duplex pair.

**System Action:** None. This message is issued only for the operator's information.

**Programmer Response:** None.

**Operator Response:** Check carefully whether the status change impacts the actual operations. If necessary, modify the status with the AR CACHE command or check for device defects.

---

### 1H20I PRIMARY DEVICE cuu WAS SET TO SUSPENDED DUPLEX STATE

**Explanation:** A permanent error on the primary device of a duplex pair caused Disk Error Recovery to set the primary device to suspended duplex state. Accesses to the primary address now go to the original secondary.

**System Action:** None

**Programmer Response:** Review any EREP output and, if necessary, call your IBM support representative.

**Operator Response:** None.

---

### 1H40I QRES REQUEST RECEIVED FROM CUU xxx PATH xx DATA x...xx

**Explanation:** A reconfiguration request record has been received from the cuu and the path stated in the message. The contents of the request is displayed in the DATA portion of the message.

**System Action:** Processing continues based on this request.

**Programmer Response:** None.

**Operator Response:** None.

---

### 1H47I QUIESCED PATH xx TO CUU xxx

**Explanation:** The system successfully processed the path quiesce request.

**System Action:** The system continues processing current request.

**Programmer Response:** None.

**Operator Response:** None.

---

### 1H48I PATH xx TO CUU xxx NOT QUIESCED , IS LAST PATH TO CUU

**Explanation:** A quiesce path request demanded quiescence of the last path to a device. This is not allowed.

**System Action:** The reconfiguration request is rejected.

**Programmer Response:** None.

**Operator Response:** Set some other path to the device online to allow for this action. Otherwise, a device quiesce for the device would be required.

---

### 1H49I RESUMED PATH xx TO CUU xxx

**Explanation:** A resume path request was successfully processed.

**System Action:** Processing of the reconfiguration request continues.

**Programmer Response:** None.

**Operator Response:** None.

---

### 1H50I PATH xx TO CUU xxx IS RESUMED ALREADY

**Explanation:** The system found that a path to be resumed was not in a quiesced state.

**System Action:** Processing of the reconfiguration request continues.

**Programmer Response:** None.

**Operator Response:** None.

---

### 1H51I PATH xx TO CUU xxx RESUMED , BUT STILL OFFLINE

**Explanation:** System has reset the quiesced indication for a path to a CUU but the path is still offline for other reasons.

**System Action:** Processing of the reconfiguration request continues.

**Programmer Response:** None.

**Operator Response:** Issue STATUS command to find further information or issue ONLINE CHPID command to set path online again.

---

### 1H53I QRES REQUEST FORMAT UNKNOWN

**Explanation:** The system has not recognized the reconfiguration requests format that it received from the control unit. Probably the kind of control unit is not supported by VSE.

**System Action:** Processing of the reconfiguration request is terminated.

**Programmer Response:** None.

**Operator Response:** None.

---

### 1H54I QRES RESPONSE x...xx SENT TO CUU xxx PATH xx

**Explanation:** The system has finished a reconfiguration request. It sent the response given in the message back to the control unit with the specified cuu and path. If the processing was successful or not is indicated by the messages given above.

**System Action:** Processing of the reconfiguration request is terminated.

**Programmer Response:** None.

**Operator Response:** None.

---

### 1H55I QRES RESPONSE x...xx REJECT DATA x...xx

**Explanation:** When trying to send back an answer to the control unit, the system encountered a disaster error for this I/O. The data displayed behind DATA are of interest for further error diagnostics by IBM service personnel.

**System Action:** Processing of the reconfiguration request is terminated.

**Programmer Response:** None.

**Operator Response:** None.

---

### 1H56I ERROR READING ATTENTION MESSAGE. DATA x...xx

**Explanation:** When trying to read a reconfiguration request from a control unit, the system encountered an I/O error. The data displayed behind DATA are of interest for further error diagnostics by IBM service personnel.

**System Action:** There was no reconfiguration request to process. The system continues with other work.

**Programmer Response:** None.

**Operator Response:** None.

---

**1H57I**      **ATTENTION RECEIVED FROM DISABLED  
PATH MASK *xx* CUU *xxxx* DATA *x...xx***

**Explanation:** An attention interrupt was received on a path that is unavailable for system service task I/O. Hence a possible reconfiguration request from this interface could not be read.

**System Action:** There was no reconfiguration request to process. The System continues with other work.

**Programmer Response:** None.

**Operator Response:** None.

---

**1H58I**      **INVALID CONFIG. DATA RECORD FROM  
PATH MASK *xx* CUU *xxxx* DATA *x...xx***

**Explanation:** In processing a reconfiguration request the system has to read and evaluate configuration data records from the control unit. These records are supposed to follow the rules defined in the device self description architecture. If the system detects that this is not the case it cannot continue processing the record and issues this message.

**System Action:** Processing of the current request is terminated.

**Programmer Response:** None.

---

## 1lxx=Attention Routine Messages

---

**1I00D**      **READY FOR COMMUNICATIONS**

**Explanation:** One of the following conditions has been met:

- A PAUSE command was issued, or
- SYSLOG was in use as communication device when the last EXEC statement was processed, or
- A CANCEL command was issued.

**System Action:** The system waits for an operator response.

**Programmer Response:** None.

**Operator Response:** Enter any valid command or statement.

---

**1I01I**      **INVALID COMMAND**

**Explanation:** The last entered command is neither a valid attention command nor an VSE/ICCF, VTAM, or VSE/POWER command.

**System Action:** The system ignores the command and continues processing.

**Programmer Response:** None.

**Operator Response:** Enter any valid command.

---

**1I0nI**      **INVALID COMMAND**

**Explanation:** Refer to "Field Count for Error-Field Indications" on page 77 for the definition of *n* in the message number.

**System Action:** The system ignores the command and continues processing.

**Programmer Response:** None.

**Operator Response:** Re-enter the valid command.

---

**1I20I**      **JOB *jobname* CANCELED DUE TO  
OPERATOR INTERVENTION**

**Explanation:** The CANCEL command was given to job control.

**System Action:** The system ignores input from SYSRDR until a /& or a JOB statement is encountered.

**Programmer Response:** Find out why the operator canceled the job. Make corrections as required and rerun the job.

**Operator Response:** None.

---

**Operator Response:** None.

---

**1H59I**      **QRES PROCESSING STOPPED ,  
INSUFFICIENT GETVIS**

**Explanation:** The system required GETVIS space and could not obtain it.

**System Action:** If a request had been read by the system already, it is terminated.

**Programmer Response:** None.

**Operator Response:** Try to make more system GETVIS available.

---

**1H60I**      **INTERNAL PROCESSING ERROR *xx***

**Explanation:** System has detected a logic error in its own processing routines. The kind of error is indicated in the number behind the message. This message is supposed to never show up at all.

**System Action:** Processing of the current request is terminated.

**Programmer Response:** None.

**Operator Response:** None.

---

---

**1I21I**      **JOB *jobname* CANCELLED DUE TO CANCEL  
COMMAND**

**Explanation:** A CANCEL command was processed by job control.

**System Action:** The system ignores input from SYSRDR until a /& or a JOB statement is encountered.

**Programmer Response:** Self-explanatory

**Operator Response:** Notify your system programmer.

---

**1I22I**      **DEVICE=*cuu* IN USE BY ANOTHER  
SYSTEM**

**Explanation:** During ONLINE command processing the system attempted to assign the device to the issuing host. The assign failed because the device was already assigned to another system.

**System Action:** The assign failed. The device cannot be accessed.

**Programmer Response:** None.

**Operator Response:** Wait until the other system has unassigned the device and then re-issue the ONLINE command.

---

**1I23I**      **COMMAND REJECTED, DEVICE/CHPID IS  
IN QUIESCED MODE**

**Explanation:** The control unit had requested quiescing other device or CHPID. The Operator used the ONLINE *cuu* command without the FORCE operand. The system refuses to overrule the control unit.

**System Action:** The system continues processing.

**Programmer Response:** None.

**Operator Response:** Make sure that the device can really be resumed and resume it using the ONLINE *cuu*,FORCE command or initiate a resume request at the control unit.

---

**1I24I**      **COMMAND AUTHORIZATION  
INSUFFICIENT**

**Explanation:** A user at a USER CONSOLE has attempted to issue a z/VSE command, but is not authorized to use this

---



command. The specified command, or at least one of the specified options does require MASTER CONSOLE authority.

**System Action:** The command has been ignored.

**Programmer Response:** None.

**Operator Response:** Ask your System Administrator to assign the proper profile authority.

#### 1125I EXPLAIN SUPPORT NOW ACTIVE

**Explanation:** The Online Explanation file has been successfully opened, or was already open, and EXPLAIN support becomes or remains available.

**System Action:** The status of EXPLAIN support is set to ON.

**Programmer Response:** None.

**Operator Response:** None.

#### 1126I EXPLAIN FILE OPEN ERROR RC=*rc* EC=*ec*

**Explanation:** An attempt to open the Online Explanation file failed with VSAM return code *rc* and error code *ec*.

**System Action:** The status of EXPLAIN support remains OFF.

**Programmer Response:** Refer to the explanation of the given return and error codes under *VSE/VSAM Return and Error Codes* in *z/VSE Messages and Codes, Volume 2*.

**Operator Response:** Report the message to your programmer.

#### 1127I EXPLAIN SUPPORT NOW INACTIVE

**Explanation:** The Online Explanation file has been successfully closed, or was already closed, and EXPLAIN support becomes or remains unavailable.

**System Action:** The status of EXPLAIN support is set to OFF.

**Programmer Response:** None.

**Operator Response:** None.

#### 1128I EXPLAIN FILE CLOSE ERROR RC=*rc* EC=*ec*

**Explanation:** An attempt to close the Online Explanation file failed with VSAM return code *rc* and error code *ec*.

**System Action:** The status of EXPLAIN support remains ON.

**Programmer Response:** Refer to the explanation of the given return and error code under *VSE/VSAM Return and Error Codes* in *z/VSE Messages and Codes, Volume 2*.

**Operator Response:** Report the message to your programmer.

#### 1129I COMMAND INVALID IN SA-ENVIRONMENT

**Explanation:** The z/VSE System Operator running the Stand Alone Environment has attempted to issue a command, or is using a command option which is NOT AVAILABLE during Stand Alone Processing.

**System Action:** The command is ignored.

**Programmer Response:** None.

**Operator Response:** None.

#### 1130I CANCEL ALREADY PENDING

**Explanation:** The operator submitted a job-cancel request when the system was processing a previously submitted cancel request.

**System Action:** The system ignores the cancel request and continues processing.

**Programmer Response:** None.

**Operator Response:** None.

#### 1131I INSUFFICIENT SVA STORAGE

**System Action:** The system continues processing.

**Programmer Response:** Reallocate available virtual storage such that your system's shared virtual area is large enough. You may not be able to do this until next system start-up, at which time you can define a larger virtual-storage size (by way of the VSIZE specification).

**Operator Response:** None.

#### 1132I AREA NOT ACTIVE

**Explanation:** The CANCEL command was given for an inactive partition.

**System Action:** The system continues processing.

**Programmer Response:** None.

**Operator Response:** Verify your partition specification and resubmit the CANCEL command, if necessary.

#### 1133I *cuu* CANNOT BE RESERVED

**Explanation:** A RESERV command was entered but the status of the indicated device is

- Already reserved.
- Already assigned.
- Down.
- Not operational.

**System Action:** The system ignores the RESERV command and continues processing.

**Programmer Response:** None.

**Operator Response:**

1. Issue the VOLUME command without an operand.
2. Check the output of the command to find out for which disk device you can submit a RESERV command.
3. Reenter a new RESERV command if this is necessary.

#### 1134I *cuu* CANNOT BE FREED

**Explanation:** A FREE command was entered but the status of the indicated device is

- Already free
- Down
- Not operational

**System Action:** The system ignores the FREE command and continues processing.

**Programmer Response:** None.

**Operator Response:**

1. Issue the VOLUME command without an operand.
2. Check the output of the command to find out for which disk device you intended to submit a FREE command.
3. Reenter a new FREE command if this is necessary.

#### 1135I COMMAND IGNORED DUE TO ERROR

**Explanation:** A command was submitted which the Attention routine was unable to execute due to a situation reported by the Attention routine immediately preceding this message.

**System Action:** The command is ignored.

**Programmer Response:** None.

**Operator Response:** If applicable, re-issue the command later, and make sure that the resources needed to successfully execute the command are available.



---

**1136I**      **CONS DEVICE IN USE BY OTHER PARTITION**

**Explanation:** An attempt to disconnect the system operator console failed because the CONS device (as defined at IPL) is already in use.

**System Action:** The command is ignored.

**Programmer Response:** None.

**Operator Response:** Make sure that the device is released by the holding partition, or issue the DVCDN *cuu* command to set the device DOWN and then re-issue the command.

---

**1138I**      **SPACE NOT ACTIVE**

**Explanation:** The virtual-storage space specified in the currently processed statement (or command) is defined, but no partition is allocated in this space.

**System Action:** The system ignores the statement (command) and continues processing.

**Programmer Response:** If the affected command occurs in an ASI JCL procedure, correct the procedure to avoid this message in the future.

**Operator Response:** None.

---

**1139t**      **INVALID SPACE ID OR PARTITION ID**

**Explanation:** Either the partition-ID in the currently processed command is not valid or the space-ID is not one of the following: R, S, 0 to 9, A, B in ESA or 370 mode, or 0, R in VM or VMESA mode.

**System Action:** For type code I - The system ignores the command and continues processing. For type code D - The system waits for an operator response.

**Programmer Response:** If the affected command occurs in an ASI JCL procedure, correct the procedure to avoid this message in the future.

**Operator Response:** If you submitted a command with an invalid space ID, resubmit the command with the correct space-ID specified.

---

**1140I**      **READY**

**Explanation:** Processing of the last attention command is completed. The attention routine is ready to accept the next attention command.

**System Action:** None.

**Programmer Response:** None.

**Operator Response:** Enter the next attention command.

---

**1141t**      **INVALID ADDRESS**

**Explanation:** Either of the following:

- The hexadecimal address specified in the command contains invalid characters, or it is too short or too long.
- The address given in the command refers to an area:
  - Beyond the end of virtual storage
  - In the page pool
  - In a partition's virtual address area if the partition is used to execute a program in real mode
  - In a partition's real address area if the partition is used to execute a program in virtual mode
  - In the unallocated portion of a partition GETVIS area for real mode execution

**System Action:** For type code I - The system ignores the command and continues processing. For type code D - The system waits for an operator response.

**Programmer Response:** None.

**Operator Response:** Reenter the entire command with the correct address specified.

---

**1142D**      **ADDRESS WITHIN SUPERVISOR OR SVA**

[INVALID RESPONSE]

**Explanation:** The hexadecimal address specified for the ALTER command is within the supervisor or the SVA. If the message includes INVALID RESPONSE, the response to the first occurrence of this message was other than IGNORE or END/ENTER.

**System Action:** The system waits for an operator response.

**Programmer Response:** None, but see "Note" below.

---

**Note:** The system accepts, from the console, a response of IGNORE to cover situations that require an online alteration of the supervisor.

**Operator Response:** Press END/ENTER to end the ALTER function.

---

**1143I**      **SDAID BUFFER NOT AVAILABLE**

**Explanation:** A DUMP command for the SDAID buffer was issued, but there is no SDAID buffer active.

**System Action:** The DUMP command is ignored and processing continues.

**Programmer Response:** None.

**Operator Response:** If you issued a DUMP command for the SDAID buffer, verify that SDAID has been activated and reenter the command if necessary.

---

**1144I**      **SYSLOG-ID OR SPACE-ID *id* NOT AVAILABLE**

**Explanation:** The specified parameter is neither a valid SYSLOG-id nor a valid SPACE-id. This message is issued because the specified partition or space is either 1) not allocated or 2) not active.

**System Action:** The command is ignored and processing continues.

**Programmer Response:** None.

**Operator Response:** If you issued a command for a partition or a space, verify that you specified the correct identifier. Reenter the command if necessary.

---

**1145D**      **INVALID ENTRY**

**Explanation:** At least one of the characters entered after an ALTER command is not a hexadecimal digit (0 through 9 or A through F). Each pair of the entered characters must represent a byte of data in hexadecimal notation.

**System Action:** The system waits for an operator response.

**Programmer Response:** None.

**Operator Response:** Reenter the correct data or press END/ENTER to end the ALTER function.

---

**1146I**      **INVALID DUMP DEVICE**

**Explanation:** One of the following:

- The device specified in the output operand:
  - Does not exist, or
  - Is in the DVCDN (device down) status, or
  - Is presently reserved for SDAID.
- The specified device is neither a tape nor a printer.
- An attempt was made to dump the SDAID buffer on a printer.

**System Action:** The DUMP command is ignored, and processing continues.

**Programmer Response:** None.

**Operator Response:** Verify that the output command is

---

correct, then reenter the DUMP command, if necessary.

---

**11471**      *nn* BYTES ONLY CAN BE ALTERED

**Explanation:** The system encountered an invalid address after having displayed the indicated number of bytes of old data, or after having altered the indicated number of bytes.

**System Action:** Processing continues.

**Programmer Response:** None.

**Operator Response:** None.

---

**11481**      *nn* BYTES ONLY CAN BE DISPLAYED

**Explanation:** The system encountered an invalid address after having displayed the indicated number of bytes.

**System Action:** Processing continues.

**Programmer Response:** None.

**Operator Response:** None.

---

**11491**      DUMP LIBRARY FULL

**System Action:** The system writes the dump to SYSLST unless the failing component requested a suppression of the dump.

**Programmer Response:** One of the following:

- Make a larger dump sublibrary available by redefining the library and the associated label information.
- Delete one or more dumps that are currently stored in the full sublibrary and are no longer required. Before you can do this, you may have to perform either:
  - A librarian LISTDIR run to get a listing of dump members that are to be deleted, or
  - A librarian PUNCH run to have one or more dump members written to SYSPCH for later re-cataloging.

Subsequently, rerun the job that caused a system dump to be initiated.

**Operator Response:** Report the message to your programmer.

---

**11501**      JOB *name* CANCELED DUE TO END OF EXTENT ON SYSLNK

**System Action:** The system cancels the job.

**Programmer Response:** Provide a larger extent for SYSLNK and rerun the job. If necessary, run LVTOC and LSERV and use the output of these programs for preparing label information.

**Operator Response:** None.

---

**11511**      DUMP COMPLETE

**Explanation:** Writing dump data has been completed successfully.

**System Action:** The system continues processing.

**Programmer Response:** None.

**Operator Response:** None.

---

**11521**      DUMP COMMAND CANCELED BY OPERATOR

**Explanation:** The operator

- issued an RC attention command while the system processed a DUMP command, or
- issued a CANCEL command while the system was dumping, or
- canceled the dump by pressing PF3 END or PF4 RETURN.

**System Action:** The system ends processing the DUMP command and continues processing.

**Programmer Response:** None.

**Operator Response:** None.

---

**1153D**      *cuu* ASSIGNED TO *partition-id*. TO USE TAPE REPLY YES

**Explanation:** The tape device specified in the DUMP command is currently assigned to the indicated partition.

**System Action:** The system waits for an operator response.

**Programmer Response:** None.

**Operator Response:** One of the following:

- Enter YES if the DUMP command may overwrite data stored on the mounted tape reel.
- If the command may not overwrite this data:
  1. Mount a scratch tape on the specified device if this will not disturb the use of the currently mounted tape reel.
  2. Ready the device.
  3. Enter YES.
- Press END/ENTER if this tape device cannot be used; you may then enter another AR command.

---

**11541**      END-OF-VOLUME ON DUMP TAPE

**Explanation:** An end-of-reel condition occurred on the tape device specified in the DUMP command.

**System Action:** The dump routine closes the tape file by writing two tape marks to the end of the (incomplete) tape file.

**Programmer Response:** None.

**Operator Response:** Mount a bigger tape reel and re-issue the DUMP command.

---

**1155D**      CANCEL *program-name*. REPLY YES OR NO

**Explanation:** A CANCEL was issued for the partition in which the named program (a VSE subsystem) is active.

**System Action:** The system waits for an operator response.

**Programmer Response:** None.

**Operator Response:** Reply NO or press END/ENTER to ignore the CANCEL request; reply YES to cancel the named program.

---

**11561**      END-OF-VOLUME WHILE DUMPING TO SYSLST

**Explanation:** An end-of-volume condition occurred on SYSLST during ABEND dump processing. SYSLST was assigned to tape or to a disk device.

**Programmer Response:** None.

**Operator Response:** Assign SYSLST to another output device.

---

**1157D**      POWER-OFF THE CPU? REPLY YES OR NO

**Explanation:** The operator has entered a command to power-off the CPU. This is a confirmational message.

**System Action:** The system waits for an operator response.

**Operator Response:** Reply YES or NO.

**Programmer Response:** None.

---

**11581**      PHASE \$IJBHDUP NOT FOUND

**Explanation:** The phase \$IJBHDUP has not been found in the SVA directory.

**System Action:** The dump routine terminates dump processing.

**Programmer Response:** Check whether the phase \$IJBHDUP has erroneously been removed from the system library IJSYSRS.SYSLIB.

**Operator Response:** None.

---

**1159D** ENTER PHASE NAME, SVA24, GETVIS24,  
SVA31, GETVIS31 OR ALL

---

**Explanation:** The operator has entered an attention command to dump the Shared Virtual Area (SVA), or a single phase within the SVA.

**System Action:** The system waits for an operator response.

**Programmer Response:** None.

**Operator Response:** Enter a phase name for the dump of a single phase, or enter ALL to dump the total SVA.

---

**1160I** SPECIFIED DUMP INTERVAL IS NOT IN  
SHARED SPACE

---

**Explanation:** The specified dump address is not unique. Intervals within a user partition require the specification of a valid space identification.

**System Action:** The DUMP command is not executed.

**Programmer Response:** None.

**Operator Response:** Enter a DUMP command in the following form:

```
DUMP nn,xxxxxxxx-xxxxxxxx,cuu
```

where *nn* is a valid SYSLOG ID or space identification.

---

**1161I** PHASE NOT FOUND IN SVA

---

**Explanation:** The operator has entered a DUMP command to dump a phase within the Shared Virtual Area (SVA). The specified phase has not been found in the SVA.

**System Action:** The DUMP command is not executed.

**Programmer Response:** None.

**Operator Response:** None.

---

**1162I** INVALID DUMP INTERVAL

---

**Explanation:** The operator has entered a DUMP command to dump an address range. The specified address pair refers to an area beyond the end of virtual storage or beyond the size of the data space.

**System Action:** The DUMP command is not executed.

**Programmer Response:** None.

**Operator Response:** None.

---

**1163I** DATA SPACE NOT FOUND

---

**Explanation:** The operator has entered a DUMP command to dump a data space. The specified data space is not defined in the system.

**System Action:** The DUMP command is not executed.

**Programmer Response:** None.

**Operator Response:** None.

---

**1164I** SPECIFIED AREA NOT AVAILABLE

---

**Explanation:** The operator has entered a DUMP command and has entered SVA31 or GETVIS31 after the message 1159I. The specified area is not available in this system.

**System Action:** The DUMP command is not executed.

**Programmer Response:** None.

**Operator Response:** None.

---

**1170I** JOB *name* CANCELED DUE TO CONTROL  
STATEMENT ERROR

---

**System Action:** The job is canceled.

**Programmer Response:** Correct the error described by the message written to SYSLSST.

**Operator Response:** None.

---

**1181I** RECORDER FILE OPEN FAILED,  
RF=CREATE FORCED

---

**Explanation:** The system attempts to open the recorder file for input. The OPEN was unsuccessful.

**System Action:** The system tries to open for output.

---

**1182t** RECORDING COMPLETE

---

**Explanation:** The system successfully completed processing a ROD command.

**System Action:** For type code I - Processing continues. For type code A - The system waits for an operator response.

**Programmer Response:** None.

**Operator Response:** Either shut down the system or press END/ENTER to have the system continue processing.

---

**1183A** RECORDER FILE TOO SMALL

---

**Explanation:** The area available for creation of the recorder file is less than: ten tracks on a CKD disk; 72 blocks on an FBA disk.

**System Action:** The system enters the wait state.

**Programmer Response:** Provide for a larger recorder file on next system start-up. As a bypass, your operator may have to start up a backup system.

**Operator Response:** Report the message to your programmer. Follow the instructions that you get from your programmer.

---

**1184A** RECORDER FILE OPEN FAILURE

---

**Explanation:** One of the following:

- SYSREC is not defined.
- The system recorder file was not created.
- Label and extent information for the file is not available.
- The WRITE INHIBIT switch was left on.
- For the recorder file on an FBA disk, the CISIZE value given in the DTF block is different from this value in the VTOC (which may occur if DLBL BUFSP=*n* was specified).

**System Action:** The system enters the wait state.

**Programmer Response:** Use the LVTOC output to check the label information stored in the label-information area. Use the LISTIO output to check the assignment of SYSREC. Make corrections as necessary - for example, insert a job control SET command in the ASI JCL start-up procedure for BG. Resubmit the job stream.

---

If the problem recurs, consider contacting IBM for a search of its known-problems data base. For data to be held available, refer to *z/VSE Guide for Solving Problems*.

**Operator Response:** One of the following:

- Verify that the correct volume has been mounted. Start up the system anew if mounting a wrong volume was at fault.
  - Start up the system using your latest backup and report the message to your programmer. Run LVTOC for SYSREC and issue the LISTIO command; have the output of the two programs available on demand.
- 

**1185A** CONFLICTING DEVICE TYPES FOR *cuu*

---

**Explanation:** The device type in the PUB table does not match the device type in the record retrieved from the recorder file.

**System Action:** The system enters the wait state.

**Programmer Response:** Check your ASI procedures for correct definition and assignment of the system recorder file. Make corrections as required. If the problem persists, consider contacting IBM for a search of its known-problems data base.

---





6. For the cause of the failure, see "VSE/Advanced Functions Return Codes" on page 752 .

**Operator Response:** Ensure that the correct SYSREC volume is mounted and check that the Write Inhibit switch on your disk drive is in the OFF position. Perform system start-up, using a backup system if necessary. If the SYSREC volume (or drive) was not at fault, execute the LSERV program and the LVTOC program for SYSREC. Report the message to your programmer and have the output of the two programs available on demand.

---

#### 1196A ERROR ON HARD COPY FILE AT *disk-address*

**Explanation:** One of the following:

- An unrecoverable I/O error has occurred on the hard-copy file while accessing the record at the indicated address. This address is in the format *cchhr* (*cc* = cylinder, *hh* = head, *r* = record) for a CKD disk; it is a relative block number for an FBA disk.
- An end-of-file condition was encountered before the extents were exhausted.
- An incorrect length was indicated during the retrieval of the hard copy file record; this may be the case if the hard copy file was created with a SYSLOG device having a different line length than the one currently used.

**System Action:** The system enters the wait state.

**Programmer Response:** Make corrections to the applicable ASI JCL procedure by having the system create the file at a different location on the same or on a different disk volume.

**Operator Response:** Start up the system anew. If a console printer is attached, suppress recording in the hard-copy file by submitting the job control statement SET HC=NO. If a console printer is not available, run the PRINTLOG program to make sure that information already recorded is saved. If the message recurs, perform system start-up using a backup system. Report the message to your programmer.

---

#### 1197E HARD COPY ON DISK NOT SUPPORTED DUE TO OPEN ERROR [*macro-name* FAILED, RC=*X'mn'*]

**Explanation:** Same as message 1195A.

**System Action:** Processing continues (a hard copy can be obtained on an attached printer).

**Programmer Response:** If recording on disk is wanted in addition, take the actions described for message 1195A.

**Operator Response:** Report the message to your programmer.

---

#### 1198I HC=NO IGNORED. YES ASSUMED

**Explanation:** A SET HC=NO command was issued, but recording of console communication cannot be suppressed if

---

## 1Jxx=Hardware Crypto Messages

---

#### 1J001E COULD NOT GET VIRTUAL STORAGE

**Explanation:** It was not possible to get 31-bit GETVIS storage.

**System Action:** The function terminates. Hardware crypto support is not available.

**Programmer Response:** Notify your system administrator.

**Operator Response:** Resolve the reason of the GETVIS problem.

SYSLOG is assigned to a display console and no console printer is attached.

**System Action:** The hard-copy function is enabled and processing continues.

**Programmer Response:** None.

**Operator Response:** None.

---

#### 1199A HARD COPY FILE TOO SMALL

**Explanation:** An attempt has been made to create the hard-copy file, but the supplied extents are not large enough for the file.

**System Action:** The system enters the wait state.

**Programmer Response:** Make corrections to the applicable ASI JCL procedure to have the system create a larger hard-copy file.

**Operator Response:** Start up the system anew, using a backup system if necessary. Report the message to your programmer.

---

#### 119AI IJSYSCN EXTENT CARD DOES NOT POINT TO SYSREC DEVICE

**Explanation:** The device defined by the IPL statement 'DEF SYSREC=...' and the device pointed to by the logical unit specification in the EXTENT card for the IJSYSCN (hardcopy) file do not match.

**System Action:** This message is followed by message 1195A and the wait state is entered.

**Programmer Response:** Ensure that the 'DEF SYSREC=...' statement and the logical unit in the EXTENT card for the IJSYSCN (hardcopy) point to the same device.

**Operator Response:** Do one of the following:

- If 'DEF SYSREC=...' is wrong, perform a system start-up with the correct 'DEF SYSREC=...'.
- If the EXTENT card is wrong, provide correct DLBL/EXTENT information for file IJSYSCN before the first JOB card is processed.

Provide this message to your system programmer.

---

#### 11XXI INPUT DATA TOO LONG

**Explanation:** The operator communications (OC) exit was defined with the MSGDATA option, and more than 64 bytes of input data were specified for the DATA operand of the MSG command.

**System Action:** The command is ignored.

**Programmer Response:** None.

**Operator Response:** None.

---

#### 1J002E MORE THAN ONE DOMAIN DEFINED TO THIS LPAR.

**Explanation:** This is a hardware crypto setup problem in VM or LPAR. Only one crypto domain can be assigned to a particular VM guest.

**System Action:** The function terminates. Hardware crypto support is not available.

**Programmer Response:** Inform your system administrator.

**Operator Response:** Check your crypto definitions in VM or LPAR, for details see 1J009E.



---

**1J003E      HARDWARE CRYPTO TASK NOT AVAILABLE.**

**Explanation:** A hardware crypto function was called, but the crypto task could not be contacted. However, before trying to get in contact with the crypto task, it was verified that the hardware crypto environment is initialized. Normally this situation should not occur.

**System Action:** The function returns.

**Programmer Response:** Inform your system administrator.

**Operator Response:** Restart job SECSERV in the Security Server partition (default FB):

```
msg fb,data=stop
BST226W DO YOU REALLY WANT TO STOP THE SECURITY SERVER?
(Y/N)
0D01I REPLY TO SECURITY WTOR SUPPRESSED
BST212I STOP COMMAND ACCEPTED.
// PAUSE TO RESTART THE SECURITY SERVER ENTER
'// EXEC PROC=RESTASEC'
// exec proc=restasec
```

If the problem persists, contact IBM.

---

**1J004E      FAILED TO INITIALIZE HARDWARE CRYPTO ENVIRONMENT.**

**Explanation:** Most likely there is no crypto hardware installed on this machine, or the installed crypto cards are not supported by VSE.. Hardware crypto support is only possible on z800, z900, and higher machines. This message follows 1J002E and 1J003E.

If you are sure that supported crypto hardware is installed on this machine, there is possibly a problem with the crypto definitions in VM or LPAR. When running under VM, check the USER statement of the VSE system. It should contain

```
CRYPTO APVIRT
```

**System Action:** The function terminates. Hardware crypto support is not available.

**Programmer Response:** Inform your system administrator.

**Operator Response:** Check your hardware crypto definitions in VM or LPAR, for details see 1J009E.

---

**1J005I      HARDWARE CRYPTO ENVIRONMENT INITIALIZED SUCCESSFULLY.**

**Explanation:** This message follows 1J013I or 1J014I.

**System Action:** Processing continues.

**Programmer Response:** None.

**Operator Response:** None.

---

**1J006I      USING CRYPTO DOMAIN *mm***

**Explanation:** This message follows 1J005I.

**System Action:** Processing continues.

**Programmer Response:** None.

**Operator Response:** None.

---

**1J007E      FATAL ERROR IN HARDWARE CRYPTO ENVIRONMENT. TERMINATING...**

**Explanation:** A severe error occurred in the hardware crypto support.

**System Action:** Hardware crypto support is not available.

**Programmer Response:** Inform your system administrator.

**Operator Response:** Check your hardware crypto definitions in VM or LPAR, for details see 1J009E.

---

**1J008E      EXCEPTION DURING PROBE FOR CRYPTO DEVICES.**

**Explanation:** An error occurred during the sensing of crypto hardware.

**System Action:** Hardware crypto support is not available.

**Programmer Response:** Inform your system administrator.

**Operator Response:** Check the crypto definitions in VM or LPAR, for details see 1J009E below.

---

**1J009E      EXCEPTION DURING PROBE FOR CRYPTO DOMAIN.**

**Explanation:** A hardware error occurred when trying to determine the crypto domain which is assigned to this VSE system through LPAR or VM.

**System Action:** Hardware crypto support is not available.

**Programmer Response:** Inform your system administrator.

**Operator Response:** Check the crypto definitions in VM or LPAR:

Use the *q crypto* CP-command to query the hardware crypto settings:

```
q crypto
00: Processor 00 Crypto Unit 0 usable
00: Processor 01 Crypto Unit 1 usable
00: There is no user enabled for PKSC Modify
00: All users with directory authorization are enabled
for key entry
00: Crypto Adjunct Processor is installed
```

In this example, there are two crypto devices installed on the machine.

Use the *q virtual crypto* CP-command to query the hardware crypto settings for the VSE user:

```
* cp q virtual crypto
AR 0015 No CAM or DAC Crypto Facilities defined
AR 0015 AP 0E Queue 13 shared
AR 0015 1I40I READY
```

In this example, crypto device 0E (14) is available via crypto domain 13 in this particular VSE system.

A domain can be dedicated to one particular VM guest e.g. via CRYPTO DOMAIN 5

With appropriate authority, the settings can be queried and updated in CMS via

```
DIRM CRYPTO
```

VM assigns the AP queue numbers randomly, so it is normal for the VSE guest to see a different queue number each time it is IPLed.

---

**1J010E      EXCEPTION DURING RESET OF DEVICE *mm***

**Explanation:** A hardware error occurred when trying to reset crypto device *mm*.

**System Action:** Processing continues, but this particular device is marked as being not available.

**Programmer Response:** None.

**Operator Response:** None.

---

**1J011E EXCEPTION DURING ENQUEUE TO DEVICE *mm***

**Explanation:** A hardware error occurred when trying to enqueue some data to crypto device *mm*.

**System Action:** Processing terminates. Hardware crypto support no longer available.

**Programmer Response:** Inform your system administrator.

**Operator Response:** Check your hardware crypto definitions in VM / LPAR.

---

**1J012E EXCEPTION DURING DEQUEUE FROM DEVICE *mm***

**Explanation:** A hardware error occurred when trying to dequeue some data from crypto device *mm*. This means that the previously enqueued data is lost.

**System Action:** Processing terminates. Hardware crypto support no longer available.

**Programmer Response:** None.

**Operator Response:** None.

---

**1J013I FOUND A PCICC CARD AT DEVICE INDEX *mm***

**Explanation:** A PCICC crypto device has been detected at AP queue number *mm*. However, PCICC cards are not supported by VSE. At least one PCICA or Crypto Express2 card must be installed for hardware crypto support. See message 1J014I.

**System Action:** Processing continues.

**Programmer Response:** None.

**Operator Response:** None.

---

**1J014I FOUND A PCICA CARD AT DEVICE INDEX *mm***

**Explanation:** A PCICA crypto device has been detected at AP queue number *mm*. This number should match with the output of the CP command "q virtual crypto". Here is a sample output:

```
* cp q virtual crypto
AR 0015 No CAM or DAC Crypto Facilities defined
AR 0015 AP 0E Queue 13 shared
AR 0015 1140I READY
```

**System Action:** Processing continues.

**Programmer Response:** None.

**Operator Response:** None.

---

**1J015I HARDWARE CRYPTO ENVIRONMENT NOT INITIALIZED, USING SOFTWARE ENCRYPTION.**

**Explanation:** This message is issued when hardware crypto support was called, but its global data structures are not initialized. Possible reasons are:

- There is no crypto hardware installed on this machine. Hardware crypto support is only available on z800, z900, and higher machines.
- The crypto task IJBCRYPT is not running as subtask of the SECSESV job in the Security Server partition (default FB), or in a separate partition. See the *z/VSE Planning* manual for details.

In this case SSL bypasses hardware crypto support and uses software encryption instead.

**System Action:** Hardware crypto support is not available.

**Programmer Response:** Inform your system administrator.

**Operator Response:** If applicable, restart job SECSESV in the Security Server partition (default FB).

---

**1J016I HARDWARE CRYPTO TASK ENDED.**

**Explanation:** This message is issued when the crypto task was cancelled for an unknown reason.

**System Action:** Hardware crypto support is not available.

**Programmer Response:** None.

**Operator Response:** None.

---

**1J017I CRYPTO HARDWARE NOT INSTALLED OR NOT DEFINED.**

**Explanation:** This message is issued when the crypto task was cancelled because there is no crypto hardware installed or defined. Crypto hardware is only available on z800, z900 and higher machines.

**System Action:** Hardware crypto support is not available.

**Programmer Response:** None.

**Operator Response:** None.

---

**1J018I HARDWARE CRYPTO TASK CANCELLED BY OPERATOR.**

**Explanation:** This message is issued when the crypto task was cancelled by the operator.

**System Action:** Hardware crypto support is not available.

**Programmer Response:** None.

**Operator Response:** None.

---

**1J019W HARDWARE CRYPTO TASK ALREADY RUNNING.**

**Explanation:** This message is issued when an attempt was made to start crypto task but the task is already running. The crypto task can only be started once.

**System Action:** The job/task is terminated.

**Programmer Response:** None.

**Operator Response:** None.

---

**1J020W THERE WAS NO PCICA OR CRYPTO EXPRESS2 CARD FOUND. HARDWARE CRYPTO NOT AVAILABLE**

**Explanation:** This message is issued when the hardware crypto environment could be initialized successfully but there was no supported card device found (PCICA or Crypto Express2). Hardware crypto support is not available in this case.

**System Action:** The crypto task keeps running.

**Programmer Response:** None.

**Operator Response:** None.

---

**1J021I CPU CRYPTOGRAPHIC ASSIST FEATURE AVAILABLE.**

**Explanation:** This message is issued during startup of the Basic Security Manager (BSM), when the system detected the CPACF feature, which is available on z990, z890 machines and higher.

**System Action:** Processing continues.

**Programmer Response:** None.

**Operator Response:** None.

---

**1J022I CPU CRYPTOGRAPHIC ASSIST FEATURE AVAILABLE.**

**Explanation:** This message is issued when the CPU Cryptographic Assist Feature (CPACF) is available. CPACF provides hardware support for symmetric cryptographic functions like DES, TDES, SHA-1, and others. CPACF is

available on zSeries processors z800, z900, and higher. CPACF is transparently used by TCP/IP for VSE when using SSL connections.

**System Action:** Processing continues.

**Programmer Response:** None.

**Operator Response:** None.

#### 1J023I FOUND A CRYPTO EXPRESS2 CARD AT DEVICE INDEX *nn*

**Explanation:** A Crypto Express2 card has been detected at AP queue number *nn*. This number should match with the output of the CP command "q virtual crypto". Here is a sample output:

```
* cp q virtual crypto
AR 0015 No CAM or DAC Crypto Facilities defined
AR 0015 AP 20 CEX2C Queue 11 shared
AR 0015 1140I READY
```

When there are multiple crypto cards assigned to a particular VM user, this message is normally issued only once, because VM normally gives access to only one AP queue. The VM guest always uses this queue and VM does the load balancing for the guest system. The following sample output shows the messages issued by VSE when one Crypto Express2 card was found and the related CP command to see the real number of available cards.

```
1J023I FOUND A CRYPTO EXPRESS2 CARD AT DEVICE INDEX 20
1J005I HARDWARE CRYPTO ENVIRONMENT INITIALIZED
      SUCCESSFULLY.
1J006I USING CRYPTO DOMAIN 11
* cp q crypto ap
AR 0015 AP 03 CEX2C Queue 15 is installed
AR 0015 AP 04 CEX2C Queue 15 is installed
AR 0015 AP 05 CEX2C Queue 15 is installed
AR 0015 AP 06 CEX2C Queue 15 is installed
AR 0015 1140I READY
```

In the above example there are two Crypto Express2 cards, each with two AP queues, available for this VM user.

**System Action:** Processing continues.

**Programmer Response:** None.

**Operator Response:** None.

#### 1J024I FOUND A PCIX CARD AT DEVICE INDEX *nn*

**Explanation:** A PCIX card (PCIXCC or PCIXCA) has been detected at AP queue number *nn*. PCIX cards are not supported by VSE.

**System Action:** Processing continues.

**Programmer Response:** None.

**Operator Response:** None.

## 1Lxx=Label Error Messages

#### 1L0nt INVALID LABEL SYNTAX

**Explanation:** For an explanation of *n* in the message identifier, see "Field Count for Error-Field Indications" on page 77. The message is caused by one of the following:

- Specification error in the EXTENT statement such as:
  - The specified type operand and the disk label are conflicting.
  - A type other than 1 was specified for a diskette extent.
  - The specified type and sequence-number operands are conflicting.
  - The specified upper limit exceeds the maximum allowable value.
  - The specified lower limit is higher than the upper limit.
  - For split cylinder extents (type 128) the specified lower-head number is higher than the upper-head number.
  - The sequence number exceeds 255.
  - The lower or upper extent limit is zero.
- The stored expiration date is earlier than the expiration date given in the DLBL statement for the affected file.

**System Action:** For type code I - The job is canceled. For type code D - The system waits for an operator response.

**Programmer Response:** If the job was canceled, correct the invalid statement and rerun the job.

**Operator Response:** For type code I - None. For type code D - Either

- Correct the invalid statement, if this is possible, or
- Enter CANCEL to cancel the job; report the message to your programmer.

#### 1L1nD LABEL AREA EXHAUSTED

**Explanation:** For an explanation of *n* in the message identifier, see "Field Count for Error-Field Indications" on page 77. The label-information area on data space (see VDISK...USAGE=DLA command in \$0JCL.PROC) or on disk (see DLA command in your IPL procedure) is too small to

contain all label sets submitted for processing. The message normally refers to the label statement processed last and not to the one just read.

**System Action:** The system waits for an operator response.

**Programmer Response:** Use the LSERV output to help redistribute the label types (STDLABEL, PARSTD, and temporary), or reduce the number of label sets, and rerun the job. Note, however, that the label statements for files secured via the DSF operand of the DLBL statement will not be included in the LSERV output.

**Operator Response:** Enter CANCEL to have the system cancel the job; then execute LSERV and hold the program's output available on demand. Report the message to your programmer.

#### 1L2nt TOO MANY EXTENTS SPECIFIED

**Explanation:** For an explanation of *n* in the message identifier, see "Field Count for Error-Field Indications" on page 77. More than 256 EXTENT statements were given after a DLBL statement.

**System Action:** For type code I - The job is canceled. For type code D - The system waits for an operator response.

**Programmer Response:** Make changes to your extent definitions to do with no more than 256 EXTENT statements; then rerun the job.

**Operator Response:** For type code I - None. For type code D - Either of the following:

- Enter CANCEL to have the system cancel the job. Report the message to your programmer.
- Resubmit a DLBL and EXTENT statement set with fewer EXTENT statements, if this is possible.

#### 1L30D LABEL WITH SAME FILENAME IN SUBAREA

**Explanation:** An attempt was made to add label information for a file that has been defined previously for the same

category of label information (permanent for the same partition, for example).

**System Action:** The second definition of the label information is ignored; the system waits for an operator response.

**Programmer Response:** None.

**Operator Response:** Check whether the rejected label information statement specified the correct file name.

Depending on your finding, do either of the following:

- Press END/ENTER to have the system ignore the newly provided label information statement, and continue processing.
- Submit a corrected label information statement preceded by OPTION STDLABEL=ADD, OPTION PARSTD=ADD or by CLASSTD=(*class*,DELETE), whichever applies.

#### 1L40I *label-category* LABEL INFORMATION CLEARED. PLEASE RESPECIFY

**Explanation:** System start-up was performed before the system could complete processing label information submitted for the indicated permanent label category.

**Note:** If you specify OPTION USRLABEL after the last label information statement, you indicate that no further standard label information statements will follow. The system then puts the complete label information into the label information area.

**System Action:** The system clears the area that contains the incomplete label information.

**Programmer Response:** If the message was reported to you, resubmit label information as required.

**Operator Response:** Either of the following:

- Resubmit the label information (DLBL and EXTENT statements, for example) of the rejected label-information category.
- Report the message to your programmer.

#### 1L41A NO WRITE ACCESS TO LABEL AREA. PLEASE RE-IPL

**Explanation:** The label area is located on a disk with read-only access.

**System Action:** The system enters the wait state.

**Programmer Response:** If your operator reports the message, change the applicable ASI start-up procedure to avoid this message on next system start-up.

**Operator Response:** Ensure that the correct volume is mounted. If the correct volume is mounted, then

1. Either:
  - Give write access to the disk volume on which the label-information area resides, or
  - Define to the system a new label-information area on a disk that has write access.
2. Perform system start-up.

As an alternative, you may perform system start-up using your backup system and then report the message to your programmer.

#### 1L5nD PARAMETER HAS OCCURRED MORE THAN ONCE

**Explanation:** For an explanation of n in the message identifier, see "Field Count for Error-Field Indications" on page 77. One of the following operands of the DLBL statement has been specified more than once: BLKSIZE, BUFSP, CAT, CISIZE, DISP, RECORDS, and RECSIZE.

**System Action:** The system waits for an operator response.

**Programmer Response:** If the job was canceled, correct the statement in error and rerun the job.

**Operator Response:** Correct the statement in error, if this is possible; Else enter CANCEL to have the system cancel the job; report the message to your programmer.

#### 1L60D *operand* PARAMETER MISSING

**Explanation:** Either but not both of the operands RECORDS and RECSIZE are specified. The system requires both or both have to be omitted.

**System Action:** The system waits for an operator response.

**Programmer Response:** If the job was canceled, correct the statement in error and rerun the job.

**Operator Response:** Correct the statement in error, if this is possible. Else enter CANCEL to have the system cancel the job; report the message to your programmer.

#### 1L61I DUPLICATE FILENAME IGNORED

**Explanation:** A duplicate file name was found in the input stream following an OPTION statement with the PARSTD=DELETE or STDLABEL=DELETE option.

**System Action:** The duplicate file name is ignored; the system reads the next control statement.

**Programmer Response:** None.

**Operator Response:** None.

#### 1L62D INVALID FILENAME

**Explanation:** The control statements following an OPTION STDLABEL=DELETE or OPTION PARSTD=DELETE include a statement with an invalid file name, or they are not followed by a /\* statement.

**System Action:** The system ignores the invalid file name and waits for an operator response.

**Programmer Response:** If this invalid specification results in a job failure later on, rerun the job with a valid file-name specified in the DLBL or TLBL statement.

**Operator Response:** Either of the following:

- Enter a valid file name or a /\* statement.
- Press END/ENTER if the system is to read the next set of label-information statements.

#### 1L63I LABEL *label system-response*

**Explanation:** OPTION PARSTD=DELETE, OPTION STDLABEL=DELETE or CLASSTD=(*class*,DELETE) was entered. If, for system-response, the system displays:

**NOT FOUND** = The specified label-information statement was not stored.

**NOT DELETED** = The label could not be deleted for the reason indicated by message 1L66D, which precedes this one.

**DELETED** = The label was deleted, and this message just logs this action.

**System Action:** For a display of

**NOT FOUND** Processing continues.

**NOT DELETED** The system waits for a response to message 1L66D.

**DELETED** Processing continues.

**Programmer Response:** None.

**Operator Response:** None.



**1L64D**      **OPTION PARSTD REJECTED, Fn IS ACTIVE**

**Explanation:** OPTION PARSTD=*Fn* was encountered while the foreground partition specified in PARSTD=*Fn* was active.

**System Action:** The option is ignored and the system waits for an operator response.

**Programmer Response:** None.

**Operator Response:**

1. Issue an UNBATCH for the partition.
2. Reenter the rejected OPTION statement as well as the following label-information statement(s).
3. Issue a START or a BATCH for the partition.

**1L65t**      **INVALID OR INCOMPLETE OPERAND(S)**  
*[invalid-field]*

**Explanation:** An OPTION statement was incorrectly specified. If an operand is missing, the system does not display an invalid field. If the system detects a logical error, the cause may have been one of the following:

- OPTION STDLBL was specified in a foreground partition.
- Updating the label-information area for another partition was requested from a foreground partition.
- Updating the label-information area was requested for a non-existing partition.
- In the OPTION statement an operand follows the specification STDLABEL=DELETE, PARSTD=DELETE, or CLASSTD=DELETE.
- OPTION CATAL or LINK was specified in a foreground partition.
- An attempt was made to store permanent label information for a partition which is not supported by the supervisor.
- OPTION CLASSTD is followed by an invalid specification.

**System Action:** The invalid field and all following operands are not processed. For type code I - The system reads the next statement. For type code D - The system waits for an operator response.

**Programmer Response:** If an affected job was canceled eventually, rerun it after having successfully stored the required label information.

**Operator Response:** For type code I - None. For type code D - One of the following:

- Reenter the unprocessed options correctly.
- Press END/ENTER; this causes the system to ignore the error condition and to continue processing.
- Enter CANCEL to have the system cancel the job. Report the message to your programmer.

**1L66D**      **INTERMEDIATE STORAGE EXHAUSTED**

**Explanation:** OPTION STDLABEL=DELETE or OPTION PARSTD=DELETE was submitted. However, there was insufficient work space available in the label-information area to complete the delete operation.

**System Action:** The labels are not deleted; they are displayed with message 1L63I. The system waits for an operator response.

**Programmer Response:** Refer to the operator action.

**Operator Response:** One of the following:

- Press END/ENTER to have the system continue processing. Report the message to your programmer.
- Free some space in the label-information area by submitting either // OPTION USRLABEL or // OPTION PARSTD in the appropriate partition. Then reenter the delete request.
- Rebuild the affected label information area for the affected information category by:

1. Supplying // OPTION STDLABEL or // OPTION PARSTD, whichever applies.
2. Supplying all of the required label-information statements (DLBL, EXTENT, and TLBL) immediately behind the OPTION statement.

Extend the label-information area on next system start-up by

- providing a higher BLKS value in the VDISK...USAGE=DLA command contained in startup-procedure \$0JCL.PROC, or
- submitting a DLA command with the same NAME and CYL/BLK specifications, but a larger NCYL/NBLK specification.

**1L67D**      **ENTER FILENAME OR /\***

**Explanation:** OPTION PARSTD=DELETE, OPTION STDLABEL=DELETE CLASSTD=(*class*,DELETE) was specified. The system prompts for a file name or, if no further label-information records are to be deleted, for an end indicator (/).

**System Action:** The system waits for an operator response.

**Programmer Response:** None.

**Operator Response:** One of the following:

- Enter the name of the file whose label-information record is to be deleted.
- Enter /\* to end the input.
- Press END/ENTER if the file names are to be read from SYSRDR.

**1L68D**      **OPTION CLASSTD REJECTED, PARTITIONS ACTIVE OR CLASS ENABLED**

**Explanation:** The // OPTION statement is used with CLASSTD=*class*, CLASSTD=(*class*,ADD) or CLASSTD=(*class*,DELETE). This is allowed only when the specified class *class* is disabled and no job is active in a dynamic partition belonging to class *class*.

**System Action:** The option is ignored and the system waits for an operator response.

**Programmer Response:** None.

**Operator Response:**

1. Make sure that no job is active in a dynamic partition belonging to class *class*.
2. Disable the specified class using PVARY DYNC,DISABLE,*class*.
3. Re-enter the rejected OPTION CLASSTD statement as well as the accompanying label-information statement(s).
4. Issue a PVARY DYNC,ENABLE,*class* command.

**1L70D**      **OPTION CLASSTD IS ONLY VALID IN THE BG PARTITION**

**Explanation:** Not applicable.

**System Action:** The system ignores the option and waits for an operator response.

**Programmer Response:** Submit your job to the BG partition.

**Operator Response:** Notify your system programmer. Cancel the job or enter a valid option statement and continue by pressing the ENTER key.



---

**1L90I          INVALID CLASS IS SPECIFIED**

**Explanation:** The LSERV utility program has been called with PARM='CLASSTD=*class*'. The specified '*class*' does not denote a valid dynamic class.

**System Action:** The LSERV program is terminated.

**Programmer Response:** Correct the '*class*' and run the LSERV program again.

**Operator Response:** See programmer action.

---

**1L91I          INVALID SYSLOG IDENTIFIER IS SPECIFIED**

**Explanation:** The LSERV utility program has been called with PARM='PARSTD=*syslogid*'. The specified '*syslogid*' does not denote a static partition.

**System Action:** The LSERV program is terminated.

**Programmer Response:** Correct the '*syslogid*' and run the LSERV program again.

**Operator Response:** See programmer action.

---

**1L92I          INVALID PARAMETER IS SPECIFIED**

**Explanation:** The LSERV utility program has been called using the PARM parameter. The specified parameter is not valid. Refer to *z/VSE System Utilities* for the correct syntax.

**System Action:** The LSERV program is terminated.

**Programmer Response:** Correct the parameter and run the LSERV program again.

**Operator Response:** See programmer action.

---

## 1Mxx and 1Nxx=Cataloged Procedures Messages

---

### 1M10D JOB CONTROL FAILURE

**Explanation:** While processing a procedure, job control lost the information on the original assignment of SYSRDR, of SYSIPT, or of both. This is probably a system error.

**System Action:** The job is canceled, and the system waits for an operator response and then skips to end-of-job.

**Programmer Response:** Rerun the job. If the problem recurs, contact IBM for a search of its known-problems data base. For data to be held available, refer to *z/VSE Guide for Solving Problems*.

**Operator Response:** Close and re-assign SYSRDR and/or SYSIPT. Rerun the job, if this is possible. If the message recurs, report it to your programmer.

---

### 1M20D INVALID ACTION CODE IN OVERWRITE STATEMENT

**Explanation:** During overwrite processing, job control expected the action code 'A'. The supplied action code is not 'A'.

**System Action:** The system waits for an operator response.

**Programmer Response:** Correct the action code or the sequence of your overwrite statements, whichever applies. Rerun the job.

**Operator Response:** One of the following:

- Press END/ENTER; this causes the system to ignore the corresponding overwrite statement and to continue processing.
  - Correct the action code.
  - Enter CANCEL to have the system cancel the job; report the message to your programmer.
- 

### 1M21D EXCESS JOB STATEMENT ENCOUNTERED

**Explanation:** The system finds a JOB statement within a procedure while a job is active.

**System Action:** The system waits for an operator response.

**Programmer Response:** Check the affected procedure and make corrections as necessary. Rerun the job.

**Operator Response:** One of the following:

- Press END/ENTER; this causes the system to ignore the statement and to continue processing.
  - Enter CANCEL to have the system cancel the job. Report the message to your programmer.
- 

### 1M3nD VALID ONLY DURING OVERWRITE PROCESSING

**Explanation:** For an explanation of n in the message identifier, see "Field Count for Error-Field Indications" on page 77. The system finds an OVEND statement, but no overwrite statement has been processed.

**System Action:** The system waits for an operator response.

**Programmer Response:** If the job was canceled, remove the statement if it does not belong into the input stream; else correct this input. Rerun the job.

**Operator Response:** One of the following:

- Press END/ENTER. This causes the system to ignore the statement and to continue processing.
  - Enter CANCEL to have the system cancel the job. Report the message to your programmer.
- 

### 1M4nD INVALID AS OVERWRITE OR INSERT STATEMENT

**Explanation:** For an explanation of n in the message identifier, see "Field Count for Error-Field Indications" on page 77. The statement being processed is in error.

**System Action:** The system waits for an operator response.

**Programmer Response:** If the job was canceled, remove or correct invalid statement. Rerun the job.

**Operator Response:** One of the following:

- Press END/ENTER; this causes the system to ignore the statement and to continue processing.
  - Enter CANCEL to have the system cancel the job. Report the message to your programmer.
- 

### 1M6nt PHASE NAME MISSING

**Explanation:** For an explanation of n in the message identifier, see "Field Count for Error-Field Indications" on page 77. In the currently processed EXEC statement or command, the operand PGM= has been specified, but the phase name was missing.

**System Action:** For type code I - The job is canceled. For type code D - The system waits for an operator response.

**Programmer Response:** If the job was canceled, correct the statement in error and rerun the job.

**Operator Response:** For type code I - None. For type code D - One of the following:

- Enter the corrected statement.
  - Press END/ENTER; this causes the system to ignore the statement and to continue processing.
  - Enter CANCEL to have the system cancel the job. Report the message to your programmer.
- 

### 1M7nD INVALID KEYWORD

**Explanation:** For an explanation of n in the message identifier, see "Field Count for Error-Field Indications" on page 77. In the currently processed EXEC statement or command, a keyword other than PROC= or PGM= was specified as the first one.

**System Action:** The system waits for an operator response.

**Programmer Response:** If the job was canceled, correct the statement (or command) in error and rerun the job.

**Operator Response:** One of the following:

- Enter the corrected statement (or command).
  - Press END/ENTER; this causes the system to ignore the statement and to continue processing.
  - Enter CANCEL to have the system cancel the job. Report the message to your programmer.
- 

### 1M80D NOT ALLOWED IN PROCEDURE WITH OV

**Explanation:** While processing a procedure activated with the override function (...OV), the system finds a statement that attempts to activate another (nested) procedure.

**System Action:** The system waits for an operator response.

**Programmer Response:** If the job was canceled, either:

- Replace the EXEC statement with the override request by an EXEC statement without such a request, or
- Rewrite your procedure set to avoid the nesting of procedures.

Rerun the job.

**Operator Response:** One of the following:

- Press END/ENTER; this causes the system to ignore the statement and to continue processing.
- Enter CANCEL to have the system cancel the job. Report the message to your programmer.

---

**1M81D PROC STATEMENT OUTSIDE OF A PROCEDURE**

**Explanation:** The system found a PROC statement outside of a procedure.

**System Action:** The system waits for an operator response.

**Programmer Response:** If the job was canceled, rerun the job with the statement removed from the job stream. Rerun the job.

**Operator Response:** One of the following:

- Press END/ENTER; this causes the system to ignore the statement and to continue processing.
- Enter CANCEL to have the system cancel the job. Report the message to your programmer.

---

**1M82I PROCEDURE PROCESSING WILL BE TERMINATED**

**Explanation:** The system abnormally ended the processing of a procedure. The reason is indicated by a preceding message.

**Programmer Response:** Refer to the message that gives the reason for this system action.

**Operator Response:** Refer to the message that gives the reason for this system action.

---

**1M9nt INVALID NAME, PARAMETER OR DELIMITER**

**Explanation:** For an explanation of n in the message identifier, see "Field Count for Error-Field Indications" on page 77.

**Explanation:** The currently processed EXEC statement (or command) contains an invalid name, operand specification, or delimiter.

**System Action:** For type code I - The job is canceled. For type code D - The system waits for an operator response.

**Programmer Response:** If the job was canceled, correct the statement (or command) in error and rerun the job.

**Operator Response:** For type code I - None. For type code D - One of the following:

- Enter the corrected statement (or command).
- Press END/ENTER; this causes the system to ignore the statement and to continue processing.
- Enter CANCEL to have the system cancel the job. Report the message to your programmer.

---

**1N00I INVALID CONSOLE DEVICE FOR OVERWRITE. OVEND FORCED**

**Explanation:** The operator entered EXEC PROC=*name*,OV. However, the currently processed procedure assigned SYSLOG to UA or to a printer.

**System Action:** The procedure is executed without accepting overwrite statements.

**Programmer Response:** If execution of the procedure produced wrong or undesirable results, then:

1. Change the procedure such that SYSLOG remains assigned to a valid console device until processing of the procedure is finished.
2. Rerun the job.

**Operator Response:** None.

---

**1N10D COMMAND FORMAT VALID ONLY FOR SYSLOG**

**Explanation:** The system read an EXEC PROC=*name* command from the SYSRDR device, but it accepts this command only from the SYSLOG device.

**System Action:** The system waits for an operator response.

**Programmer Response:** If the job was canceled, rerun it using an EXEC statement rather than an EXEC command in the input stream from the SYSRDR device.

**Operator Response:** One of the following:

- Enter the rejected command.
- Press END/ENTER; this causes the system to ignore the statement and to continue processing.
- Enter CANCEL to have the system cancel the job. Report the message to your programmer.

---

**1N11t REXX/VSE NOT FOUND IN SVA**

**Explanation:** An EXEC command with the REXX keyword was issued, but the phases necessary to execute a REXX procedure were not found in the SVA.

**System Action:**

- For type code I - The job is canceled.
- For type code D - The system waits for an operator response.

**Programmer Response:** Check, whether REXX/VSE has been installed correctly. If not, run the REXX installation job ARXINST (member ARXINST.Z in sublibrary PRD1.BASE, for further information refer to *REXX/VSE Reference*). After REXX/VSE has been installed and initialized successfully, rerun the job.

**Operator Response:**

- For type code I - None.
- For type code D - Either of the following:
  - Press END/ENTER: this causes the system to ignore the preceding EXEC statement.
  - Enter CANCEL to have the system cancel the job. Report the message to your programmer.

---

**1N2nt PROCEDURE NOT FOUND**

**Explanation:** For an explanation of n in the message identifier, see "Field Count for Error-Field Indications" on page 77. The currently processed EXEC statement (or command) requests a procedure that the system cannot find in one of the sublibraries defined as accessible.

**System Action:** For type code I - The job is cancelled. For type code D - The system waits for an operator response.

**Programmer Response:** Check whether the name of the procedure to be called has been misspelled. If there is no typo, check the output of LIBR SEARCH procname.PROC LIB=\* to find out whether the procedure is cataloged in one or more sublibraries. Correct your LIBDEF PROC search-order chain or catalog the procedure and rerun the job.

**Operator Response:** For type code I - None. For type code D - One of the following:

- Enter a new and correct EXEC command, if this is possible.
- Enter IGNORE; this causes the system to ignore the statement and to continue processing.
- Press END/ENTER to cancel the job. Perform a LISTDIR run for the sublibraries defined as accessible; hold the output you get available on demand and report the message to your programmer.

---

**1N7nD STATEMENT VALID ONLY DURING  
PROCEDURE PROCESSING**

**Explanation:** For an explanation of n in the message identifier, see "Field Count for Error-Field Indications" on page 77. An EOP statement was read, but no procedure was being processed.

**System Action:** The system waits for an operator response.

**Programmer Response:** If the job was canceled, remove the statement from the job input stream or make any other corrections that may be necessary. Rerun the job.

**Operator Response:** One of the following:

- Press END/ENTER; this causes the system to ignore the statement and to continue processing.
- Enter CANCEL to have the system cancel the job. Report the message to your programmer.

---

**1N80I EOP OR EOJ DETECTED BEFORE OVEND.  
OVEND IS FORCED**

**Explanation:** EOP or EOJ was read, but the statement was not preceded by an expected OVEND statement.

**System Action:** The system forces overwrite end and continues processing job input from SYSRDR.

**Programmer Response:** To avoid this message in the future, insert an OVEND statement before you rerun the job.

**Operator Response:** None.

---

**1N90I EOP WAS FORCED BY EOJ**

**Explanation:** An end-of-job condition occurred while the system was processing a procedure.

**System Action:** The system stops processing the affected procedure.

**Programmer Response:** None.

**Operator Response:** None.

---

**1N91I SYSRDR NOT ASSIGNED FOR  
OVERWRITE. OVEND FORCED**

**Explanation:** A // EXEC PROC=*name*,OV statement was entered from the console and SYSRDR is not assigned.

**System Action:** The procedure is executed without the system accepting overwrite statements.

**Programmer Response:** If processing the procedure without overwrites produced wrong results, rerun the job with overwrite statements available from the SYSRDR device.

**Operator Response:** None.

---

**1N92D PROCEDURE CANNOT BE EXECUTED.  
ENTER /& OR JOB STATEMENT**

**Explanation:** The job in progress was canceled. A procedure cannot be processed in the affected partition until cancel processing is finished.

**System Action:** The system waits for an operator response.

**Programmer Response:** Find out the reason for the job cancelation; make corrections to the affected job stream as required and rerun the canceled job(s).

**Operator Response:** One of the following:

- Enter a /& or a JOB statement and reissue the procedure call.
- Press END/ENTER to have the system continue cancel processing.

## 1Pxx=Attention Routine Messages

---

### 1P01D      INVALID ALLOCATION, RC=*nn*

**Explanation:** The requested virtual storage could not be allocated for the reason indicated by *nn*, the return code passed by the ALLOCATE macro. For an explanation of return codes, see “VSE/Advanced Functions Return Codes” on page 752.

**System Action:** The system ignores the allocation request and waits for an operator response.

**Programmer Response:** If the operator cannot handle the situation, verify your allocation instructions and correct them, if necessary.

**Operator Response:** Verify that you entered the correct allocation values. Reenter the corrected ALLOC command if they were wrong. If they were correct and if the system can process jobs without reallocation, enter any other valid command. If you cannot handle the situation, call your programmer for assistance.

---

### 1P02D      INVALID ALLOCATION, RC=*nn*

**Explanation:** The requested processor (real) storage could not be allocated for the reason indicated by *nn*, the return code passed by the ALLOCATE macro. For an explanation of return codes, see “VSE/Advanced Functions Return Codes” on page 752.

**System Action:** The system ignores the allocation request and waits for an operator response.

**Programmer Response:** If the operator cannot handle the situation, verify your allocation instructions and correct them, if necessary.

**Operator Response:** Verify that you entered the correct allocation values. Reenter the corrected ALLOCR command if they were wrong. If they were correct and if the system can process jobs without reallocation, enter any other valid command.

If you were unable to reallocate processor storage, call your programmer for assistance.

---

### 1P03I      ALLOCATION COMPLETED, WARNING, RC=04

**Explanation:** During allocation, a partition’s PFIX or SIZE limit was changed implicitly or, in case of real allocation, invalid page frame table entries were detected for at least one partition.

**System Action:** The system reallocates the partitions and continues processing.

**Programmer Response:** None if the system can safely operate with the new allocations; otherwise, have the operator enter different allocation requests. Obtain the system’s current partition allocations from your operator, if necessary.

**Operator Response:** Have the system display the new partition allocations by issuing the MAP command. Report the message to your programmer and have the MAP command output available on demand.

---

### 1P04D      INVALID SIZE VALUE FOR {THIS PARTITION|PARTITION *partition-id*} [RC=*nn*]

**Explanation:** The SIZE request for the current partition or for the indicated partition *partition-id* cannot be processed. If no return code *nn* is shown, the specified (or calculated) SIZE value is not less than 16MB. If return code *nn* is shown, check the description of the (SETLIMIT macro) return code *nn* in “VSE/Advanced Functions Return Codes” on page 752.

**System Action:** The system waits for an operator response.

**Programmer Response:** If the operator reports the message and one or more jobs failed as a result of the operator’s response, rerun the job with adjusted specifications for SIZE.

**Operator Response:** Either of the following:

- Verify the value you specified for the partition in your SIZE command. If you did not make a mistake, check the description of the (SETLIMIT macro) return code *nn* in “VSE/Advanced Functions Return Codes” on page 752 . Take appropriate action.
- Press END/ENTER. This causes the system to ignore the statement and to continue processing. Report the message to your programmer.

---

### 1P05D      SYNTAX ERROR IN SIZE COMMAND - *error-field*

**Explanation:** The displayed field, an operand of the SIZE command, is in error.

**System Action:** The SIZE value for the affected partition is not stored; nor are the SIZE values specified behind the error field for other partitions. Preceding valid specifications have been processed. The system waits for an operator response.

**Programmer Response:** If the operator reports the message and one or more jobs failed as a result of the operator’s response, rerun these jobs with adjusted specifications for SIZE.

**Operator Response:** Either of the following:

- Enter a valid SIZE command for those partitions for which the SIZE specification has not yet been processed.
- Enter a completely new SIZE command for all partitions or enter any other valid command.
- Press END/ENTER; this causes the system to ignore the statement and to continue processing. Report the message to your programmer.

---

### 1P07D      SPECIFIED CHANNEL/UNIT/DEVICE NOT DEFINED

**Explanation:** A VOLUME [c[u[u]]] command was entered, and channel *c* or unit *cu* or device *cuu* is not defined.

**System Action:** The system waits for an operator response.

**Programmer Response:** None.

**Operator Response:** Enter the corrected command.

---

### 1P1nD      AREA NOT AVAILABLE OR PARTITION ACTIVE

**Explanation:** For an explanation of *n* in the message identifier, see “Field Count for Error-Field Indications” on page 77. The message can be caused by one of the following:

- A START or BATCH command was given for an active partition.
- No foreground area has been allocated.
- The allocated foreground area is too small.
- The partition is currently deactivated and, therefore, cannot be started.

**System Action:** The system waits for an operator response.

**Programmer Response:** If the message is reported to you, work out suitable partition allocations and define them in the appropriate ASI JCL procedure.

**Operator Response:** One of the following:

- Enter a MAP command and check whether the affected foreground area is large enough. This area must have a size of at least 128K. If the area is too small, enter ALLOC and reallocate storage, or:
- Enter CANCEL, IGNORE, or END/ENTER.



If the problem recurs, report the message to your programmer; hold the MAP command output available on demand.

---

**1P2nt REAL PARTITION SIZE=0. REAL MODE PROGRAM CANNOT BE EXECUTED**

**Explanation:** For an explanation of n in the message identifier, see "Field Count for Error-Field Indications" on page 77. The EXEC statement being processed specifies the REAL operand, but no processor (real) storage has been allocated to the applicable partition.

**System Action:** For type code I - The job is canceled. For type code D - The system waits for an operator response.

**Programmer Response:** If the job is canceled, rerun the job in a partition to which processor storage has been allocated.

**Operator Response:** For type code I - None. For type code D - One of the following:

- Press END/ENTER to have the system continue processing (most likely, this results in a job-cancel situation later on).
- Enter CANCEL to have the system cancel the job. Report the message to your programmer.
- Allocate processor storage to the partition, using the ALLOC command, and rerun the job.

---

**1P30I UPDATE ON PREFIX PAGE NOT POSSIBLE IN MP ENVIRONMENT**

**Explanation:** An ALTER command was entered although the system is a multiprocessor (MP).

In a multiprocessor environment, each CPU has a prefix register that it uses to relocate addresses between X'0' and X'FFF' to another page frame in storage. The prefix register enables each processor to use a different page frame and avoid conflicts with other processors for such activity as interrupt code recording. Thus, the range X'0' through X'FFF' (which in this context is called prefix page) refers to different areas of storage, depending on which CPU generates the address.

**System Action:** The ALTER command is ignored, since all of the following conditions are true:

- The Turbo Dispatcher is active.
- At least one additional CPU has been started.
- A hexadecimal address lower than X'1000' was specified as operand of the ALTER command.

**Programmer Response:** None

**Operator Response:** None

---

**1P44I PREVIOUS *command* COMMAND IGNORED**

**Explanation:** The operator entered an attention command before a previously entered command could be processed.

**System Action:** The system ignores the unprocessed command and issues message 1I40I.

**Programmer Response:** None.

**Operator Response:** None.

---

**1P45I DEVICE IN USE, TO EXECUTE COMMAND REPLY 'YES'**

**Explanation:** The device specified in the MTC command is currently in use.

**System Action:** The system waits for operator response.

**Programmer Response:** None.

**Operator Response:** Make sure that executing the command does not cause any tape positioning or other processing problems and then reply 'YES' to execute the command. Any other response except 'YES' will cause the command to be ignored.

---

**1P51D UNLOCK COMMAND FOR OWN SYSTEM, NOT ALLOWED**

**Explanation:** The currently processed UNLOCK command attempts to release locks on the same system to which the command was submitted.

**System Action:** The system waits for an operator response.

**Programmer Response:** None.

**Operator Response:** One of the following:

- Enter the corrected statement.
- Press END/ENTER; this causes the system to ignore the statement and to continue processing. Report the message to your programmer.

---

**1P52D RELEASING ALL SYSTEM *system-name* LOCKS. REPLY 'YES' OR 'NO'**

**Explanation:** This message prompts for the confirmation of an UNLOCK request issued from the console at which the message is displayed.

**System Action:** The system waits for an operator response.

**Programmer Response:** None.

**Operator Response:** Reply

- YES if you still want to release all locks for the named system.
- NO to cancel the UNLOCK command.

---

**1P54I UNLOCK COMMAND ABORTED**

**Explanation:** A reply of NO was given in response to message 1P52D.

**System Action:** Processing of the command is terminated.

**Programmer Response:** None.

**Operator Response:** None.

---

**1P55D INVALID SYSTEM-ID SPECIFIED**

**Explanation:** The currently processed UNLOCK command specifies a system ID which does not exist.

**System Action:** The system waits for an operator response.

**Programmer Response:** None.

**Operator Response:** Reenter the UNLOCK command with a valid system ID or enter any other valid command.

---

**1P56D SYSTEM ERROR, *macro/module-name* RET.CODE = *nn***

**Explanation:** The module or system internal macro named in the message text passed an unexpected return code. For an explanation of return codes, see "VSE/Advanced Functions Return Codes" on page 752 .

**System Action:** The system waits for an operator response.

**Programmer Response:** For possible corrections refer to "VSE/Advanced Functions Return Codes" on page 752 .

Rerun the job. If the message refers to an IBM supplied macro or module, consider contacting IBM for a search of its known-problems data base. For data to be held available, refer to *z/VSE Guide for Solving Problems*.

**Operator Response:** Report the message to your programmer and do either of the following:

- If this message immediately follows an EXEC PROC=*proc-name* control statement or command, enter CANCEL for the job (jobs in other partitions normally are not affected; they need not be canceled).
- If the system displays GETVIS as the macro/module name and a return code of 0C, then the system GETVIS space (in the SVA) has been used up. You may try to unassign system files that are not needed for the time being (SYSLNK or SYSPCH, for example) and are assigned to FBA disks.

---

**1P60I NO ROUTINE LINKAGE**

**Explanation:** The MSG command was given, but the currently processed program includes no linkage to an operator exit routine.

**System Action:** Processing continues.

**Programmer Response:** Check your program to ensure that an STXIT macro is issued before the operator can issue an MSG command. If necessary, rerun the job with SDAID set up for tracing SVC 20, which indicates the execution of an STXIT macro. Make corrections to your program as required and rerun the job.

**Operator Response:** Report the message to your programmer.

---

**1P70I PROCESSING ROUTINE ACTIVE**

**Explanation:** A MSG command was given for a partition in which the operator communication linkage is active already.

**Programmer Response:** None.

**Operator Response:** None.

---

**1P76I A POWER CONTROLLED PARTITION OR CLASS HAS A HIGHER PRTY THAN POWER**

**Explanation:** The VSE/POWER partition must have a higher PRTY than the VSE/POWER controlled partitions (if not specified explicitly).

**System Action:** The command is ignored.

**Programmer Response:** None.

**Operator Response:** Resubmit the command with a correct PRTY-string.

---

**1P77I TOO MANY BALANCED GROUPS SPECIFIED, ALLOWED ARE xx**

**Explanation:** xx is replaced by the number of balanced groups allowed in the system.

**System Action:** The command is ignored.

**Programmer Response:** None.

**Operator Response:** Resubmit the command with an allowed number of balanced groups.

## 1Qxx=VSE/POWER Messages

1Qxx messages are issued at the central operator station.

**Note:** In the messages, VSE/POWER replaces *cuu* (which stands for channel and unit address) by one of the following, whichever applies:

- The channel and unit number of the involved unit record device.
- The channel and unit number of the involved tape or disk drive.
- GSP if a GETSPOOL, CTLSPPOOL or SAS GET/CTL function is involved.
- PSP if a PUTSPOOL or SAS PUT function is involved.

---

### 1Q01I VSE/POWER CANNOT RUN IN REAL MODE

**Explanation:** The // EXEC statement used to initiate VSE/POWER includes the REAL parameter.

**System Action:** VSE/POWER initiation is terminated.

**System Programmer Response:** Omit the REAL parameter from the // EXEC statement.

**Operator Response:** Notify your system programmer.

- 'Release Migration During Warm Start' had to be postponed as indicated by message 1Q0JA, or
- 'Re-Allocation of the Queue File' has also been requested for this warm start, or
- 'Extension of the Data File' has been found still in progress during this warm start

---

### 1Q02I VSE/POWER CANNOT RUN AS A SUBTASK

**Explanation:** VSE/POWER is attached as a sub-task to a main task. VSE/POWER, however, must run as a main task.

**System Action:** VSE/POWER initiation is terminated.

**System Programmer Response:** Change the environment of VSE/POWER so that it runs as a main task in one of the generated partitions.

**Operator Response:** Notify your system programmer.

**RC=0002:**

The DBLK size from the Master Record of the warm started queue file does not correspond to the DBLK size of the warm started data file, i.e. queue and data file do not fit together.

**RC=0003:**

The warm started data file does not contain a valid SER record structure in its first DBLK GROUP, maybe no data file at all could be found on the disk.

**RC=0004:**

The DBLK size from the Master Record of the warm started queue file does not correspond to the DBLK size in the first SER record of the warm started data file, i.e. queue and data file do not fit together. The DBLK GROUP size from the Master Record of the warm started queue file does not correspond to the DBLK GROUP size in the first SER record of the warm started data file, i.e. queue and data file do not fit together.

**System Action:** VSE/POWER initiation is terminated.

**System Programmer Response:** None.

**Operator Response:** For RC=0001 perform a warm start by the VSE/POWER version and release (see preceding message 1Q0HI) that fits to the queue file on disk.

---

### 1Q03I INSUFFICIENT REAL/PFIXED STORAGE ALLOCATED

**Explanation:** Not enough processor (real) storage is allocated to the VSE/POWER partition in order to initiate VSE/POWER.

**System Action:** VSE/POWER initiation is terminated.

**System Programmer Response:** Calculate the requirements for storage that has to be allocated real. To do this, follow the guidelines given in the publication *VSE/POWER Administration and Operation*. Page frames not needed by VSE/POWER are made available to the page pool.

**Operator Response:** Ask your system programmer for an appropriate size for the real partition. Use the SETPFIX LIMIT command to increase the size of the real partition that corresponds to the VSE/POWER partition.

**RC=0005:**

The DBLK size from the Master Record of the warm started queue file does not correspond to the DBLK size in the first SER record of the warm started data file, i.e. queue and data file do not fit together.

---

### 1Q04I QUEUE/DATA FILE MISMATCH, RC=nnnn

**Explanation:** During initialization, VSE/POWER found a non acceptable queue file or data file, or found a mismatch between queue file and data file as implied by the reason code (RC); *nnnn* can be one of the following:

**RC=0001:**

A warm start was tried with a VSE/POWER version, which differs from the one that created the queue file existing on disk, and either

- the queue file on disk is below V6R7, or
- the queue file on disk has a higher version/release than the current version/release of VSE/POWER, or
- the operator denied 'Release Migration During Warm Start' at message 1Q0HD, or

---

**1Q05I**

**PAGEABLE AREA [nnnK] TOO SMALL, INCREASE VALUE OF 'SIZE' COMMAND/OPERAND [(JOB-|OUT-|NET-|XMT-|J+O-|N+X-|EXIT INCLUDED)]**

**Explanation:** The size of the pageable area in the VSE/POWER partition is too small to load VSE/POWER phases and optional user-defined exits. J+O denotes that a JOBEXIT and an OUTEXIT could not be loaded. N+X denotes that a PNET NETEXIT and a PNET XMTEXTIT could not be loaded. The value of *nnnK* reflects the missing space needed for the VSE/POWER phases plus the space needed for all user exits already denoted in previously issued messages of this

type. The value of *mmnK* is always rounded up in 4KB multiples.

**System Action:** VSE/POWER initiation is terminated.

However, processing continues, if only

- the specified job, output exit, PNET reader exit and/or PNET transmitter exit
- the networking portion of VSE/POWER

do not fit into the partition. Networking initialization continues if only the specified PNET exit does not fit into the partition.

**System Programmer Response:** Enlarge the pageable area (see also 'Size of the VSE/POWER partition' in *VSE/POWER Administration and Operation*) by at least *mmnK* bytes by extending the specification of either

1. the SIZE operand of the // EXEC powerphase statement, or
2. the SIZE command for the VSE/POWER partition correspondingly.

You may at the same time increase also the ALLOC amount of the VSE/POWER partition to avoid a reduction of the partition GETVIS area. If *mmnK* is omitted, the size of the partition is too small to load the first initialization phase and to calculate *mmn*.

**Operator Response:** If exit routines could not be loaded, load them when VSE/POWER is up via the PLOAD command. Notify your system programmer.

---

#### 1Q06I            *xxx* SET OR DEFINE STATEMENT(S)                   IGNORED

**Explanation:** One or more SET or DEFINE statements were found after the FORMAT statement in the AUTOSTART procedure; such statements are ignored by VSE/POWER.

**System Action:** Processing continues. A subsequent PDISPLAY AUSTMT will present the statements with the '>> IGN'D: ' prefix.

**System Programmer Response:** Correct the AUTOSTART procedure.

**Operator Response:** Report the message to your system programmer.

---

#### 1Q07I            INVALID LOGICAL UNIT *filename*, SYS*nnnn*

**Explanation:** The indicated file could not be opened successfully because either of the following:

- IJAFIL not addressed by SYS000
- IJQFIL not addressed by SYS001
- IJDFIL not addressed by SYS002

**System Action:** VSE/POWER initiation is terminated.

**System Programmer Response:** Check for errors in the VSE job control statements or commands that define the file.

**Operator Response:** Notify your system programmer.

---

#### 1Q08I            UNABLE TO INITIALIZE *support-name*,                   RC=*nnnn*

**Explanation:** The message specifies the support that cannot be initialized. The reason is implied by the reason code (RC); *nnnn* can be one of the following:

**RC=0001:** Not enough fixed/real storage is available to initialize the PNET control block (PNCB) with the TCP/IP control block (TDCB) and the TCPSSL control block (SDCB).

**RC=0002:** A required phase was not found in the library assigned to the VSE/POWER

partition or it was found in the SVA. The phase name is given in the previously issued message, 1Q15I.

**RC=0003:** Not enough pageable storage is available to load all the phases required. The amount of the shortage appears in message 1Q05I.

**RC=0004:** The network definition table could not be loaded. The reason can be found in the previously issued message.

**RC=0005:** No fixed storage is available to set up the required control block(s) for:

- The cross partition interface used by the VSE/POWER spool access support,
- VSE/POWER's spool-access support, or
- VSE/POWER's retrieval support for job completion messages.

**RC=0006:** VSE/POWER was unable to establish an 'open' connection. It is no longer possible to set up new connections to

VSE/POWER. The preceding message(s) contain more information about the error. VSE/POWER was unable to identify itself to VSE/Advanced Functions for cross-partition communication.

**RC=0007:** VSE/POWER was unable to establish connection to VSE/DSNX.

**RC=0008:** No temporary work space available for the Node Active Table.

**RC=0009:** VSE/POWER initialization is canceled or the appropriate function is not initialized.

**System Action:** VSE/POWER initialization is canceled or the appropriate function is not initialized.

**System Programmer Response:** Check the reason code and redefine storage if necessary or catalog the missing phase.

**Operator Response:** Notify your system programmer.

---

#### 1Q09I            INVALID DEFINE STATEMENT, RC=*nnnn*

**Explanation:** During the AUTOSTART procedure an invalid DEFINE statement was issued. The statement in error is printed above. The reason for the error is implied by the reason code (RC); *nnnn* can be one of the following:

**RC=0001:** Invalid or missing carrier type, (not 'L' or 'P')

**RC=0002:** Invalid or missing keyword

**RC=0003:** Keyword already defined for this carrier type

**RC=0004:** Invalid or missing identifier

**RC=0005:** Identifier already defined for this carrier type

**RC=0006:** Invalid or missing repeat factor

**RC=0007:** Invalid or missing length specification

**RC=0008:** Invalid type specification

**RC=0009:** Minimum or maximum value specification not applicable for specified type

**RC=0010:** Invalid minimum value specification

**RC=0011:** Invalid maximum value specification

**RC=0012:** Mismatch between minimum and maximum value specification (maximum value < minimum value)

**RC=0013:** Too many parameters specified

**RC=0014:** Invalid statement delimiter - the DEFINE statement in question does not end with a blank character

**RC=0015:** Continuation column contains non-blank character, but no continuation allowed

**System Action:** The statement is ignored. A subsequent



## 1Q0AI • 1Q0GA

PDISPLAY AUSTMT will present the statement with the '>> ERROR: ' prefix.

**System Programmer Response:** Correct wrong DEFINE statement.

**Operator Response:** Contact your system programmer.

---

### 1Q0AI USE PLOAD COMMAND TO LOAD {JOBEXIT|OUTEXIT|NETEXIT|XMTEXIT} phasename [LENGTH=xxxxx BYTES]

**Explanation:** During VSE/POWER initialization the specified exit routine could not be loaded. The reason for the failure is indicated in message 1Q15I or 1Q05I which is displayed before this message.

**System Action:** VSE/POWER initialization continues.

**System Programmer Response:** None.

**Operator Response:** Load the appropriate exit routine via the PLOAD command after VSE/POWER is initialized into the GETVIS area of the VSE/POWER partition.

---

### 1Q0BI DATA FILE TOO LARGE

**Explanation:** The total number of DBLKs that has been specified by the various data file extents is higher than 2,147,483,647.

**System Action:** The system continues using the maximum number of DBLKs.

**System Programmer Response:** Either make the data file (IJDFILE) smaller or increase the size of a DBLK.

**Operator Response:** Notify your system programmer.

---

### 1Q0CI QUEUE FILE TOO LARGE — nnnnnnnnn {TRACKS|BLOCKS} UNUSED

**Explanation:** The total number of queue records that has been specified indirectly by the IJQFILE EXTENT statement is greater than the maximum number of 99,998 usable (i.e. 100,000 total) queue records currently supported by VSE/POWER.

100,000 queue records are housed in 3,125 queue record blocks of 12KB, one additional block is required for the Master Record. Depending on the disk type, 3126 queue record blocks consume

- 75,024 FBA blocks
- 1,042 CKD tracks on 3380 type (3 blocks per track)
- 782 CKD tracks on 3390 type (4 blocks per track)

nnnnnnnnn is the number of CKD tracks or FBA blocks, which are not used by VSE/POWER. This warning message is only issued at a VSE/POWER cold start or at a warm start for extending the queue file by re-allocation.

**System Action:** VSE/POWER continues processing with 99,998 used queue records. On disk however, the total queue file extent is occupied, with unused space between the last queue record (number 99,999) and the Master Record, placed at the end of the extent as last queue record block. This message is suppressed at subsequent warm start events of VSE/POWER.

**System Programmer Response:** You may either continue with the 'over-size' queue file, or you may want to decrease the EXTENT specification of IJQFILE at either

1. a subsequent cold start, which re-formats the total queue file and data file again, or at
2. a subsequent warm start for 're-allocation' of the queue file. In this case the IJQFILE EXTENT statement must provide space for at least 3126 queue record blocks to

house again 99,998 usable queue records. For more information, refer to "Estimating Disk Space for the VSE/POWER Spool Files" and to "Extending Existing VSE/POWER Spool Files" in the manual *VSE/POWER Administration and Operation*.

**Operator Response:** Notify your system programmer.

---

### 1Q0DI ACCOUNT FILE TOO SMALL, REQUIRED BLOCKS=nnn

**Explanation:** This message applies to FBA DASDs only. The supplied EXTENT for the file (IJAFILE) is less than the number of FBA blocks required for two control intervals.

**System Action:** VSE/POWER is canceled.

**System Programmer Response:** Allocate at least as many blocks as stated by the message. The control interval size (CISIZE) is 2048 bytes; this is equivalent to four FBA blocks.

**Operator Response:** Notify your system programmer.

---

### 1Q0EI ACCOUNT SUPPORT NOT AVAILABLE

**Explanation:** A request to format the account file was made during the VSE/POWER initialization but ACCOUNT=YES had not been specified in the VSE/POWER generation.

**System Action:** The request is ignored.

**System Programmer Response:** Correct VSE/POWER start-up.

**Operator Response:** Inform your system programmer.

---

### 1Q0FI DATA FILE SPECIFICATION ERROR, RC=nnnn

**Explanation:** The reason for the error is implied by the reason code (RC); nnnn can be one of the following:

**RC=0001:** The data file is too small to accommodate at least 32 DBLK groups. The DBLK group size and/or the data file extent(s) was specified incorrectly.

**RC=0002:** One data file extent is too small to accommodate at least one data block (DBLK).

**System Action:** VSE/POWER initialization is canceled.

**System Programmer Response:** Check the DBLK/DBLKGP specification in the POWER macro used for this generation. Either decrease the value(s), so that at least 32 DBLK groups will fit within the extent(s) and that each extent contains at least one DBLK, or re-specify the extent(s) size.

**Operator Response:** Notify your system programmer.

---

### 1Q0GA CURRENT LEVEL v0rm (v.rm) OF VSE/POWER INCOMPATIBLE WITH STARTUP PHASE OF LEVEL v0rm

**Explanation:** The version (v), release (r), and modification (m) level of the phases used for initialization of VSE/POWER differs from the VSE/POWER phase (assembled by the POWER.A macro) used for this startup.

**System Action:** VSE/POWER initialization is terminated, if the version level of startup phase is below 5020.

**System Programmer Response:** Check the phase search chain used during initialization and make sure that the startup phase has been generated with a POWER.A macro of the same version/release level as the phases which are loaded at VSE/POWER initialization time.

**Operator Response:** Inform your system programmer.



---

**1Q0HD** IF SPOOL FILE MIGRATION TO  $VvRr$  IS INTENDED REPLY 'YES', ELSE 'NO'

**Explanation:** Referring to the explanation of message 1Q0HI, VSE/POWER offers the upward migration of the VSE/POWER spool (Q,D,A) files to version  $v$  and release  $r$ .

**System Action:** The starting VSE/POWER waits for an operator decision.

**System Programmer Response:** None.

**Operator Response:** Reply:

**YES** If the queue file addressed by the label for IJQFILE on SYS001 and the accompanying data (and account) file(s) should be migrated to the higher version ( $v$ ) and release ( $r$ ) of the current VSE/POWER. Finally, when initialization has been completed by message 1Q12I, 'Release Migration During Warm Start' will have been completed, that means the migrated queue file will have been committed to disk.

**NO** If this is an inadvertent startup with incorrect labels for the VSE/POWER spool files and if VSE/POWER initialization should be terminated (by message 1Q04I RC=0001).

---

**1Q0HI** CURRENT LEVEL  $VvRr$  OF VSE/POWER DIFFERENT FROM LEVEL  $VwRs$  OF QUEUE STARTING WARM

**Explanation:** The version ( $v$ ) and release ( $r$ ) of the initializing VSE/POWER system differs from the version ( $w$ ) and release ( $s$ ) of that VSE/POWER, which created the queue file currently addressed by filename IJQFILE for a VSE/POWER warm start.

**System Action:** When the current level of VSE/POWER is higher than the level of the warm starting queue file (which must at least be on V6R7), then an upward 'Release Migration During Warm Start' for the VSE/POWER spool (Q,D,A) files is offered by message 1Q0HD. Otherwise VSE/POWER initialization will be terminated by message 1Q04I RC=0001.

**System Programmer Response:** None.

**Operator Response:** None.

---

**1Q0JA** SPOOL FILE MIGRATION FAILED DUE TO OTHER SHARING SYSID(S) ACTIVE:  $n1,n2,\dots$ 

**Explanation:** The queue file to be warm started is still addressed by other sharing VSE/POWER systems with the named SYSID(s) $n1,n2,\dots$ , which have not been terminated properly by the PEND command.

**System Action:** VSE/POWER will terminate the initialization attempt by message 1Q04I RC=0001, because upward migration of a shared queue/data file can only be done when all other sharing systems are inactive.

**System Programmer Response:** None.

**Operator Response:** First terminate the other VSE/POWER sharing systems with the named SYSID(s) by the PEND command. If a SYSID has terminated abnormally and cannot be restarted for an orderly PEND termination, then you may use the PRESET sysid1,... command to reset its active state. Then restart the own sharing SYSID (or even non shared system) again for a 'Release Migration During Warm Start'.

---

**1Q0KI** 1. DATA FILE EXTENT NO.  $mm$  AS EXTRACTED FROM IJDFILE DLBL/EXTENT (// EXTENT SYSxxx,volid,1,nnn,start,length)  
2. DATA FILE EXTENT NO.  $mm$  AS PRESERVED FROM PREVIOUS WARM START (// EXTENT SYSxxx,-----,1,nnn,start,length)

**Explanation:** VSE/POWER warm start has failed to open the data file as indicated by the preceding message.

1. Extent information extracted from the IJDFILE DLBL/EXTENT is shown.

2. Extent information as used by the previous VSE/POWER warm/cold start is shown. The volume identifier ('-----') has not been preserved.

**System Action:** VSE/POWER initiation is terminated.

**System Programmer Response:** None.

**Operator Response:** None.

---

**1Q10I** SUPERVISOR WITHOUT ACCOUNTING SUPPORT

**Explanation:** ACCOUNT=YES has been specified during VSE/POWER generation, but a VSE supervisor without job accounting support is being used.

**System Action:** VSE/POWER continues processing without accounting support.

**System Programmer Response:** If VSE/POWER accounting support is desired, IPL a VSE supervisor with accounting support.

**Operator Response:** Notify your system programmer.

---

**1Q11D** FORMAT QUEUES=

**Explanation:** This message is issued when VSE/POWER is initiated either without the AUTOSTART procedure being used or with the AUTOSTART procedure being used and with an invalid or no FORMAT statement included in the procedure.

**System Action:** VSE/POWER waits for the operator's reply.

**System Programmer Response:** None.

**Operator Response:** Reply with one or a meaningful combination of the following:

{d|q}[,a]  
a  
NO  
Press ENTER

Where:

**a** Specifies that the account file should be formatted.

**d|q** Specifies that the data file and the queue file should be formatted.

**NO|Press ENTER:** Specifies that no formatting (warm start) is desired

---

**1Q12I** VSE/POWER 7.1.0 INITIATION COMPLETED [FOR SYSID  $n$ ]

**Explanation:** VSE/POWER has been initiated. When the SYSID parameter has been specified in the VSE/POWER generation then the SYSID will also be printed.

**System Action:** The system enters the wait state until the operator enters the next command, or the system continues processing any commands entered via the AUTOSTART procedure.

**System Programmer Response:** None.

**Operator Response:** If not using AUTOSTART, enter next command.

**1Q13I**      **ERRONEOUS AUTOCARD(S) CARD(S) READ**

**Explanation:** During the AUTOSTART procedure, an invalid FORMAT or SET statement was issued.

**System Action:** One of the following:

1. In case of a FORMAT statement, the system additionally issues message 1Q11D so that the operator can submit the correct information.
2. In case of a SET SYSID statement, the statement in error is displayed and the VSE/POWER startup is cancelled by message 1Q2DI
3. In case of another SET statement, the statement in error is displayed and then ignored. A subsequent PDISPLAY AUSTMT will present the statement with the '>> ERROR:' prefix.

**System Programmer Response:** Correct VSE/POWER startup job.

**Operator Response:** For case 1 refer to message 1Q11D. For case 2 or 3 inform your system programmer about the SET statement in error.

**1Q14I**      **NO MATCHING PUB FOR *cuu***

**Explanation:** The RJE line, indicated by its channel and unit number (*cuu*), is defined in VSE/POWER but not in the VSE supervisor, or the PUB device type did not match the supported control unit device types for the RJE line.

**System Action:** The line is deleted from VSE/POWER.

**System Programmer Response:** Correct IPL statements.

**Operator Response:** Perform a new IPL and add the line, or continue without using the line, depending on the instructions of the system programmer. Notify your system programmer.

**1Q15I**      1. [*commandcode*] PHASE *phasename*  
**NOT FOUND**  
 2. [*commandcode*] UNABLE TO LOAD  
 {PHASE|JOBEXIT|OUTEXIT|NETEXIT  
 |XMTXIT} *phasename* RC=*nnnn*

**Note:** The numbers on the left will not actually appear on your screen. They have been added here as a retrieval aid only.

**Explanation:**

1. The indicated VSE/POWER phase or user exit cannot be found in the libraries assigned to the VSE/POWER partition.
2. The indicated VSE/POWER phase or user exit cannot be loaded due to:

**RC=0001:**      The phase or exit resides in the SVA. This is not acceptable for VSE/POWER processing.

**System Action:** According to the message number of the preceding list:

1. If *commandcode* appears in the message, processing continues with possible follow on messages. If *commandcode* does not appear in the message, and the phase is required for startup of the VSE/POWER base (user-written exit routines do not belong to the VSE/POWER base), then VSE/POWER is terminated immediately. Otherwise, processing continues with possible follow on messages.

2. Same actions as described for list item 1. If the PLOAD command has addressed a user exit, then any previously loaded corresponding user exit is disabled.

**System Programmer Response:** According to the message number of the preceding list:

1. If VSE/POWER terminated then take steps to obtain the complete library of startup phases.
2. Remove the SVA option from the PHASE statement and remove the subject phase from the SET SDL list. To remove the phase from the SVA, you have to re-IPL your system.

**Operator Response:** According to the message number of the preceding list:

1. If VSE/POWER is terminated, assign the correct library or catalog the phase into the library, and restart VSE/POWER. If exit routines could not be found, load them when VSE/POWER is up via the PLOAD command.
2. Contact your system programmer. If an already loaded exit has been disabled by VSE/POWER, you might want to PVARY ENAB to enable the exit again.

**1Q16I**      **INVALID LST/PUN ROUTING FOR *remote* identification**

**Explanation:** A remote block has been detected describing a user whose list or punch output is to be routed to an invalid remote identification.

**System Action:** The default list or punch routing for this remote identification is reset to 0 (central location).

**System Programmer Response:** Correct the remote identification.

**Operator Response:** Notify your system programmer.

**1Q17I**      **QUEUE FILE TOO SMALL**

**Explanation:** There is not enough space allocated to the queue file to accommodate the master record and at least one queue record block.

**System Action:** The VSE/POWER initialization is terminated.

**System Programmer Response:** Increase the size of the queue file (IJQFILE).

**Operator Response:** Notify your system programmer.

**1Q18I**      **TOO MANY DATA FILE EXTENTS**

**Explanation:** More than 32 extents were used for the data file (IJDFILE).

**System Action:** VSE/POWER initiation is terminated.

**System Programmer Response:** Change the EXTENT statements for IJDFILE so that there are no more than 32 extents, and restart VSE/POWER. If the number of extent statements seems to be correct, make sure that no disk is assigned by multiple ASSGN statements. Such multiple assign will present the extent(s) on that disk more than once to the OPEN process of VSE/POWER.

**Operator Response:** Notify your system programmer.

**1Q19I**      **INVALID DATA FILE EXTENT, RC=*nnnn***

**Explanation:** The reason for the error is implied by the reason code (RC); *nnnn* can be one of the following:

**RC=0001:**      Two extents for the data file (IJDFILE) are specified on the same volume with different programmer logical units.

**RC=0002:**      The number of extents does not match with that established at

- either previous cold start

• or 'data file extension during warm start' time of the own (or when shared, even other) VSE/POWER system

**RC=0003:** The order of extents has been changed compared to the original order established at VSE/POWER cold start time.

**System Action:** The VSE/POWER initialization is terminated.

**System Programmer Response:** Correct the EXTENT information for the data file (IJDFILE) from F1 partition without VSE/POWER support and restart your system.

**Operator Response:** Notify your system programmer.

**1Q1AI**      **INVALID DEVICE SPECIFICATION** *cuu*,  
RC=*nnnn*

**Explanation:** The address indicated by its channel and unit number (*cuu*) is invalid. The reason is implied by the reason code (RC); *nnnn* can be one of the following:

**RC=0004:** An invalid address was specified. It may be not a hexadecimal, or it does not match any generated PUB within the VSE supervisor.

**RC=0008:** Device already in use.

**RC=000C:** Device not operational.

**RC=0010:** The address is not a supported tape device.

**System Action:** The operator is prompted via message 1Q55A to specify a different tape address.

**Programmer Response:** If \* \$\$ LST/PUN statement incorrect then correct as necessary.

**Operator Response:** Specify a different tape address.

**1Q1BI**      **GETVIS MACRO CALL FAILED, RC=*nm*],**  
**AREA *mm*K TOO SMALL ]**

**Explanation:** The GETVIS macro failed when retrieving storage from the system GETVIS area. The reason is indicated by the reason code (RC). The following reason codes might occur due to insufficient resources:

**RC=0C:** The size of the system GETVIS area is too small. The maximum amount which must be added to the GETVIS area is displayed in the second part of the message.

**RC=20:** The size of the processor storage is too small. The maximum amount of additional processor storage which is needed by the system is displayed in the second part of the message.

**System Action:** VSE/POWER initialization is terminated.

**System Programmer Response:** Note the changes required in your system configuration.

**Operator Response:** If the return code is equal to X'0C', define a larger system GETVIS area by specifying a larger value in the GETVIS parameter of the SVA command. If the return code is equal to X'20', specify smaller values for processor storage of the partitions in the ALLOC command. For other return codes, refer to "VSE/Advanced Functions Return Codes" on page 752 . Notify your system programmer.

**1Q1CI**      **DBLK SIZE MISMATCH: DATA FILE=*xxxx*,**  
**POWER MACRO=*yyyy***

**Explanation:** The VSE/POWER data file was cold started with the DBLK size shown in the message and now a warm start is performed with a VSE/POWER generation phase, which contains a different DBLK size. The DBLK size in the generation phase is not used.

**Note:** The 'generated' DBLK size may also

- be the VSE/POWER default, if the DBLK= operand of the POWER macro is not specified at all or is specified as DBLK=0
- have been overwritten by the SET DBLK autostart statement.

**System Action:** System initialization continues.

**System Programmer Response:** In order to let the DBLK size specified in the VSE/POWER generation macro become effective, a cold start for the VSE/POWER queue/data file must be performed. Use POFFLOAD to migrate the existing queue entries.

**Operator Response:** Notify your system programmer.

**1Q1DI**      **INSUFFICIENT GETVIS SPACE FOR**  
**QUEUE FILE, NEEDED: *nnnnn*K,**  
**AVAILABLE: *xxxxx*K**

**Explanation:** VSE/POWER has been started with a partition GETVIS size of *xxxxx*K. This amount is not sufficient to hold the queue file storage copy of *nnnnn*K, including an additional 48K minimum partition GETVIS area, so that basic system functions may always be processed.

**System Action:** If message 1Q1EI has

- been issued before, then VSE/POWER initialization is terminated.
- not been issued before, then VSE/POWER attempts to place the queue file into the VIO area.

**System Programmer Response:** Enlarge the ALLOC amount for the VSE/POWER partition and/or reduce the SIZE value of the partition SIZE command or of the EXEC...,SIZE operand. For suggested values refer to "Partition Size" in *VSE/POWER Administration and Operation* manual. In case of a VSE/POWER cold start, you may also consider reducing the size of the queue file. For more information, refer to "Size of the Queue File" in *VSE/POWER Administration and Operation* .

**Operator Response:** Notify your system programmer.

**1Q1EI**      **ATTEMPTING TO PLACE QUEUE FILE**  
**INTO PARTITION GETVIS AREA**

**Explanation:** According to the previously issued message, the queue file could not be placed into the VIO area because either

- the VIO area is too small, or
- the initial VIO POINT request failed.

**System Action:** In order to facilitate a system startup under all circumstances and allow the modification of startup procedures to increase the VIO area, VSE/POWER attempts to place the storage copy of the queue file into the partition GETVIS area.

**WARNING:** Not enough partition GETVIS space may be left for successful processing and message 1Q85I *task, cuu* WAITING FOR VIRTUAL STORAGE may appear.

**System Programmer Response:** Update the system startup procedures according to message 1QFII and restart the system.

**Operator Response:** Notify your system programmer.

**1Q1FI**      **DBLK GROUP MISMATCH: DATA**  
**FILE=*xxxx*, POWER MACRO=*yyyy***

**Explanation:** The VSE/POWER data file was cold started with the DBLK group value shown in the message and now a warm start is performed with a VSE/POWER generation phase, which contains a different DBLKGP value. The DBLKGP value specified in the generation phase is not used.

**System Action:** System initialization continues.

**System Programmer Response:** In order to let the DBLKGP value specified in the VSE/POWER generation macro become effective, a cold start for the VSE/POWER queue/data file must be performed. Use the POFFLOAD function to migrate the existing queue entries then.

**Operator Response:** Notify your system programmer.

---

#### 1Q20I AUTOSTART IN PROGRESS

**Explanation:** The AUTOSTART option was specified when VSE/POWER was started.

**System Action:** The partition-independent reader and writer tasks are started automatically by VSE/POWER.

**System Programmer Response:** None.

**Operator Response:** None.

---

#### 1Q21I VSE/POWER HAS BEEN TERMINATED

**Explanation:** The PEND command has been issued, and all VSE/POWER tasks have been terminated.

**System Action:** The VSE/POWER partition is restored for normal VSE operation.

**System Programmer Response:** None.

**Operator Response:** None.

---

#### 1Q22I VSE/POWER ALREADY ACTIVE

**Explanation:** An attempt was made to initiate VSE/POWER, but VSE/POWER is already active.

**System Action:** The attempted initiation is terminated; the active VSE/POWER continues processing.

**System Programmer Response:** None.

**Operator Response:** None.

---

#### 1Q23I LTA CANCEL IN PHASE=*phasename*

**Explanation:** A cancel condition occurred in the logical transient area (LTA) that VSE/POWER was using.

**System Action:** If the problem occurred during initiation, the initiation is terminated. Otherwise, only the VSE/POWER task that was using the LTA is terminated.

**System Programmer Response:** Contact IBM.

**Operator Response:** Notify your system programmer.

---

#### 1Q24I ATTEMPTING TO PLACE QUEUE FILE INTO VIO AREA

**Explanation:** According to the previously issued message, the queue file could not be placed into the partition GETVIS area, because either

- the GETVIS area is too small, or
- the GETVIS request failed.

**System Action:** In order to facilitate a system startup under all circumstances and allow the modification of startup procedures to increase the partition GETVIS area, VSE/POWER attempts to place the storage copy of the queue file into the VPOOL (VM mode) or VIO (/370 or ESA mode) area.

**WARNING:** Not enough VPOOL or VIO space may be left for other system components started after VSE/POWER.

**System Programmer Response:** Update the system startup procedures according to message 1Q1DI and restart the system.

**Operator Response:** Notify your system programmer.

---

#### 1Q25A *partition-id* IN STOP STATE

**Explanation:** A PEND command was issued and the indicated partition was stopped by a VSE STOP command.

**System Action:** Shutdown continues, but cannot be completed until the operator action has been executed.

**System Programmer Response:** None.

**Operator Response:** Start the partition again with the VSE START command and issue a PSTOP for the partition if necessary.

---

#### 1Q25I

1. CLEANUP PENDING FOR PARTITION(S): *Fx*,...
2. CLEANUP PENDING FOR DYN. CLASS(ES): *C*,...
3. HANDLE OUTSTANDING REQUESTS OF SPOOLED PARTITIONS OR RE-IPL
4. RECURSIVE ENTRY OF TERMINATION, UNPREDICTABLE FAILURES MAY OCCUR

**Note:** The numbers on the left will not actually appear on your screen. They have been added here as a retrieval aid only.

**Explanation:** VSE/POWER abnormal termination processing can not complete. According to the message text:

1. For the named static partition(s) *Fx* internal cleanup processing can not complete because of outstanding replies.
2. For the named dynamic class(es) *C* there exist dynamic partitions for which cleanup processing can not complete because of outstanding replies.
3. Message text is self explanatory.
4. The VSE/POWER abnormal termination routine itself has failed and has been entered a second time, whilst at least one spooled partition has not yet completed its internal cleanup processing.

**System Action:** The following occur according to the message text:

1. The subject message will be repeated about every 30 seconds to prompt the operator for still outstanding replies.
2. Same as 1.
3. Same as 1.
4. In non 'unattended' systems the operator is prompted by message 1Q25D to take either a Stand-alone Dump or (always for 'unattended') let VSE/POWER enter immediate cancellation with a partition dump.

**System Programmer Response:** Consider this message together with earlier abnormal termination message.

**Operator Response:** Notify your system programmer. React according to the message text:

1. For the named static partitions identify the outstanding replies by means of the Attention Routine commands: 'REPLID', 'STATUS', or 'D L,ORMSG' and complete the partition requests.
2. For the dynamic partitions belonging to the named dynamic classes act as suggested for 1).
3. If - in spite of repetitive attempts - outstanding requests cannot be completed, then take corresponding partition dumps or even a stand-alone dump to document the



failure. In all cases a re-IPL request is required, because spooled partitions would remain in an unpredictable state.

**Note:** An operator cancel request for the VSE/POWER partition will not become effective in this state!

4. Collect the dump of the VSE/POWER partition for analysis. Re-IPL the system.

---

#### 1Q25D SUGGEST TO TAKE STAND ALONE DUMP NOW OR PRESS ENTER TO TERMINATE

**Explanation:** Recursive entry of termination occurred due to internal failure and VSE/POWER IDUMP may have failed.  
**System Action:** VSE/POWER provides for a chance to take a Stand-alone Dump instead of the failed IDUMP. Otherwise it will continue its termination with a partition dump after ENTER has been given.

**System Programmer Response:** Provide console log together with the Stand-alone Dump and contact your IBM representative.

**Operator Response:** Perform "STORE STATUS" and take a Stand-alone Dump and inform your system programmer.

---

#### 1Q26I GETVIS-24 AREA TOO SMALL

**Explanation:** The size of the GETVIS-24 area in the VSE/POWER virtual partition (as defined by the SIZE parameter in the //EXEC statement, or the default in the SIZE command) is too small.

**System Action:** VSE/POWER initialization is terminated.

**System Programmer Response:** Define a larger GETVIS-24 area by specifying a smaller value in the SIZE parameter.

**Operator Response:** Notify your system programmer.

---

#### 1Q27I UNABLE TO INITIALIZE SPOOL MANAGEMENT

**Explanation:** VSE/POWER was unable to define the XECBs needed for communication with the user partition.

**System Action:** CTLSPOOL, GETSPOOL, and PUTSPOOL functions are not available.

**System Programmer Response:** A program in another partition may have already defined the XECBs. This is an error and should be corrected.

**Operator Response:** Notify your system programmer.

---

#### 1Q28I END OF VOLUME ON *cuu*

**Explanation:** End of volume (reflective spot) was reached for tape input or output processing.

**System Action:** Processing continues; the operator is asked to mount a new tape.

**System Programmer Response:** None.

**Operator Response:** Mount a new tape.

---

#### 1Q29I END OF INPUT ON *task-id, cuu*

**Explanation:** The logical end of an input tape (two tape marks) was reached or a new file on the tape was found which is neither properly blocked nor consists of 80/81 byte records.

**System Action:** The tape reader task is terminated, and message 1Q33I is issued.

**System Programmer Response:** None.

**Operator Response:** None.

---

#### 1Q2AI OFFLOADING SUCCESSFULLY COMPLETED ON *cuu* [JOURNAL LST ENTRY \$OF] *nnnn* CREATED]

**Explanation:** All queue entries of the specified classes have been successfully saved on tape or restored from tape on tape unit *cuu*. This message will also appear if the POFFLOAD command has been prematurely terminated by the PSTOP *cuu*,EOJ command or by the PEND command. If additionally indicated, a journaling report spool entry has been created due to the POFFLOAD ...,JOURNAL=YES command, and spooled to the LST queue with the jobname \$OF] *nnnn* where '*nnnn*' is the last four digits of the VSE/POWER assigned job number.

**System Action:** The task is terminated.

**System Programmer Response:** None.

**Operator Response:** None.

---

#### 1Q2BI 1. NOTHING TO {BACKUP|PICKUP|SAVE} ON *cuu*, RC=*nnnn* 2. NOTHING TO {LOAD|SELECT} ON *cuu*, RC=*nnnn*

**Note:** The numbers on the left will not actually appear on your screen. They have been added here as a retrieval aid only.

**Explanation:** According to reason code (RC):

##### RC=0001:

For BACKUP/PICKUP/SAVE no eligible entry was found in the specified class(es) of the selected queue(s) — noting, that SAVE addresses only DISP=D|K entries. For LOAD/SELECT the input tape is empty.

##### RC=0002:

For SELECT the input tape contains entries, but none was found that matches the specified selection criteria.

##### RC=0003:

For PICKUP eligible entries were scheduled for saving to tape according to message 1Q6NI, but none was found afterwards. Maybe entries were deleted in between.

##### RC=0004:

For BACKUP/PICKUP/SAVE writing to tape of the first eligible entry failed according to previous reason message.

**System Action:** The task is terminated.

**System Programmer Response:** None.

**Operator Response:** None.

---

#### 1Q2CI PSW=*xxxx* ILC=*n*, CC=*yy*, *pgm chk* or *cancel code description*

```
[A/T={ON|OFF}/{--|NP|PA|WN|WP}]
[[PHASE|JOBEXIT|OUTEXIT|
NETEXIT|XMTEXIT]=phasename(address
[,maintlevel]]]
[SUBTASK=subtask-id][TASK=task-id, cuu
(task-address)]
```

**Explanation:** VSE/POWER or one of its VSE subtasks has come to an abnormal end. The following breakdown information is provided:



## 1Q2DI

<b>PSW</b>	is the EC-mode Program Status Word that shows, in hexadecimal, the location of the interrupt which caused the abnormal end.
<b>ILC</b>	is the BC-mode PSW Instruction Length Counter, that presents the length of the failing instruction by $n=1/2/3$ halfwords.
<b>CC</b>	is the VSE/Advanced Functions cancel code. For the meaning of the various cancel codes, refer to "VSE/Advanced Functions Cancel Codes" on page 733. For a 'program check' cancel code (CC=20), a description of the cause is appended to the message.
<b>A/T</b>	means that Access-register mode or Turbo Dispatcher mode was active at the time of breakdown.  Access register mode may appear as <b>ON</b> or <b>OFF</b> .  Turbo Dispatcher mode may appear as: -- if the Turbo Dispatcher was not activated during IPL.
<b>NP</b>	if failing task processed a non-parallel work unit and the VSE/POWER multiprocessor support was activated during startup with the SET WORKUNIT=PA autostart statement.
<b>PA</b>	if failing task processed a parallel work unit and the VSE/POWER multiprocessor support was activated during startup with the SET WORKUNIT=PA autostart statement.
<b>WN</b>	if the failing task processed a non-parallel work unit but the VSE/POWER multiprocessor support was not activated during startup.
<b>WP</b>	if the failing task processed a parallel work unit but the VSE/POWER multiprocessor support was not activated during startup (this combination should not occur).

### PHASE

presents the VSE/POWER *phasename* in which processing of the failing task came to an abnormal end. *address* shows the storage location at which the phase resides. Artificial phase names may be used to identify intended abnormal termination for a certain reason, for example:

-IPW\$\$11: Task dispatch tracing (FULL) in IPW\$\$NU detected a destroyed TCB chain and has terminated itself by a program check with reason code in register 7. For details see description of PSTART TASKTR operand 'FULL'.

-IPW\$\$12: Task dispatch tracing (FULL) in IPW\$\$NU detected a destroyed real storage element (BCW) chain and has terminated itself by a program check with reason code in register 7. For details see description of PSTART TASKTR operand 'FULL'.

*maintlevel* shows the APAR-number of the last maintenance level applied to the failing phase. If phase is still on release shipment level, 'BASE' is displayed instead of 'DYxxxx'.

<b>xxxEXIT</b>	is shown, if the failure occurred within a user or vendor written exit. The exit type is identified by:
<b>JOBEXIT</b>	denoting a reader exit
<b>OUTEXIT</b>	denoting an output exit

<b>NETEXIT</b>	denoting a PNET receiver exit
<b>XMTEXIT</b>	denoting a PNET transmitter exit

*phasename* presents the name of the user or vendor-exit in which the failing task came to an abnormal end. *address* shows the storage location at which the exit has been loaded by VSE/POWER

### SUBTASK

appears only when a VSE subtask of VSE/POWER has terminated abnormally; *subtask-id* may appear as:

<b>AS</b>	asynchronous service subtask
<b>DS</b>	dump subtask
<b>LS</b>	library service subtask
<b>SD</b>	PNET/SSL subtask
<b>SN</b>	RJE/SNA subtask
<b>S1</b>	PNET/SNA subtask
<b>TD</b>	PNET/TCP subtask
<b>TI</b>	shared spooling timer subtask

### TASK

appears only when a private (sub)task of VSE/POWER has terminated abnormally. (Note that in this case register 11 points to a VSE/POWER Task Control Block). The *taskid,uuu* identification corresponds to the task-id displayed also by the PDISPLAY A or PDISPLAY TASKS command.

If a user or vendor exit was active at the time the abnormal end occurred, VSE/POWER will try to perform recovery instead of terminating abnormally.

**System Action:** If message 1Q2CI does not identify 'SUBTASK', then either:

1. if recovery from an exit failure is performed, messages 1Q2KI and 1Q2HI are issued, a formatted dump is written to the assigned sublibrary, the exit is put into 'FAILED' state, tasks which are using the 'failing' exit are stopped, but VSE/POWER continues processing. If the dump cannot be written to the sublibrary, message 1Q30D is not issued.
2. VSE/POWER begins terminating, accompanied by the cancelation of all VSE/POWER controlled partitions and by a formatted dump written to the assigned dump sublibrary. Providing that the SET 1Q30D=YES autostart option has been specified, the operator is first asked by message 1Q30D whether the formatted dump is required or not. The dump may fail due to the library not being defined or full; in this case message 1QC5D asks for further decisions. Finally, in all cases, VSE/POWER terminates.

If a VSE 'SUBTASK' terminates, a formatted dump is written to the assigned dump library and system processing continues.

**System Programmer Response:** For an abnormal end of a task, investigate the error. If you find that the task termination is caused by a user-written program, inform the programmer to make the necessary corrections and rerun the affected job.

**Operator Response:** Notify your system programmer.

---

### 1Q2DI

**VSE/POWER CANCELED DUE TO PEND FORCE COMMAND | VSE/POWER CANCELED DUE TO PROGRAM REQUEST IN {PHASE|JOBEXIT|OUTEXIT |NETEXIT|XMTEXIT}= *phasename* [TASK=*task-id,uuu* (*task-address*)]**

**Explanation:** VSE/POWER has issued a CANCEL request, or

PEND FORCE was specified by the operator. The previous message on the console describes the cause of the CANCEL unless PEND FORCE was given or unless PHASE= names one of the following VSE/POWER phases, where no additional message could be issued:

- IPW\$\$04: Detach Task in IPW\$\$NU was entered for a task whose previous/next element is no TCB. Since the TCB chain is destroyed VSE/POWER had to be terminated.
- IPW\$\$06: Reserve Real Storage in IPW\$\$NU was entered, but the real-storage-element chain left the real workspace area. Therefore VSE/POWER had to be terminated.

If the CANCEL request was issued by a user-written exit, the exit type is shown in the message by:

**JOBEXIT** denotes a reader exit  
**OUTEXIT** denotes an output exit  
**NETEXIT** denotes a PNET receiver exit  
**XMTEXTIT** denotes a PNET transmitter exit

**System Action:** A formatted dump is written to the assigned dump sublibrary. Provided that the SET 1Q30D=YES autostart option has been specified, the operator is first asked by message 1Q30D whether the formatted dump is required or not. The dump may fail due to the library being not defined or full; in this case message 1QC5D asks for further decisions. Then all VSE/POWER controlled partitions are cancelled. Finally, in all cases VSE/POWER terminates.

**System Programmer Response:** Investigate the error.

**Operator Response:** Notify your system programmer.

---

**1Q2ED** {SPECIFY PRINTER OR TAPE FOR VIO STORAGE COPY OF QUEUE FILE (CUU/NO) | INVALID PRINTER/TAPE, RE-ENTER CUU/NO}

**Explanation:** VSE/POWER, residing in a shared partition, terminated abnormally or was terminated via the PEND FORCE command and the operator replied 'YES' as response to message 1Q30D.

**System Action:** VSE/POWER waits for the operator's reply. When the operator answers with a valid printer or tape address, the VIO storage copy of the queue file is printed on the specified printer or written onto tape in SYSLST format.

**System Programmer Response:** Consider this message together with earlier abnormal termination message.

**Operator Response:** Notify your system programmer. If you want the VIO storage copy of the queue file printed, specify the channel and unit number (*cuu*) of the printer or tape respectively. If you do not want the dump, reply NO or press END or ENTER.

If you enter a wrong printer, tape address, or a device already owned by another partition, or an unrecoverable I/O error occurred, message 1Q2ED appears again with the following text:

```
1Q2ED INVALID PRINTER/TAPE, RE-ENTER CUU/NO
```

---

**1Q2FI** VIO POINT PROCESSING FAILED, RC=*rr*

**Explanation:** Internal macro call failure; this should never occur. A VIO POINT macro was issued by the VSE/POWER abnormal termination processing routine to address the VIO storage copy of the queue file. *rr* is the macro return code that was passed to VSE/POWER.

**System Action:** Dumping of the VIO storage copy of the queue file is canceled.

**System Programmer Response:** Contact IBM for a search in its known-problems data base.

**Operator Response:** Notify your system programmer.

---

**1Q2GI** {NORMAL TERMINATION OF QUEUE FILE DUMP {,SEE LIST ENTRY {\$VIO|\$QFL}*nnnn*} | QUEUE FILE DUMP PROCESSING CANCELED BY OPERATOR}

**Explanation:** Depending on the actual location of the queue file, namely

VIO in the VIO area, or  
 QFL in the partition GETVIS area,

the following has occurred:

- The storage copy of the queue file was successfully dumped on the chosen device.
- The operator has canceled storage dumping by means of the PCANCEL command.

**System Action:** Processing continues.

**System Programmer Response:** None.

**Operator Response:** None.

---

**1Q2HI** {JOBEXIT | NETEXIT | OUTEXIT | XMTEXTIT} =*phasename* PUT INTO FAILED STATE

**Explanation:** The corresponding user exit routine has been marked as 'FAILED' by VSE/POWER due to an exit failure.

**System Action:** Following actions are taken:

1. the corresponding exit is flagged as 'FAILED' in the PDISPLAY EXIT report.
2. tasks which are currently using the exit are stopped (and drained, if PNET tasks).
3. system processing continues.

**Programmer Response:** Use the provided formatted dump to correct the failing exit.

**Operator Response:** Inform your system programmer. You may use the information provided by the preceding message 1Q2CI and issue the PDISPLAY EXIT command to identify the code location which caused the error. All tasks which are going to call the exit, are stopped. If you want to start a task which is not stopped, set the failing exit into 'DISABLE' state (by using the PVAR command with the DISAB operand) or load another not-failing exit (by using the PLOAD command).

---

**1Q2JI** IDUMP '*dump-name*' FROM X'*address1*' BY {PWRTASK=*ptask-id*' | SUBTASK=*stask-id*'} IN *phasename*[(*address2*)]

**Explanation:** A request to produce a snapshot Idump of the VSE/POWER partition has been issued near code location=*address1* by either

- a VSE/POWER task identified by *ptask-id*, presenting the first 12 bytes of the Task Control Block, or
- a VSE/POWER VSE/Subtask identified by *stask-id* as explained in description of message 1Q2CI.

*dump-name* identifies the member.dump created in the dump sublibrary defined for the VSE/POWER partition. In case the IDUMP request fails, *dump-name* will read '-----'.

*phasename*= IPW\$\$cc[c] - shows the VSE/POWER phase that contains the IDUMP request.

*phasename*= IPW\$\$nn - shows the IDUMP request in following VSE/POWER phases, where no additional message can be issued:

- IPW\$\$01 : Reserve resource in phase IPW\$\$NU detected an invalid (not X'00'IX'FF') lock byte and reservation may have failed.

- IPW\$\$02 : Release resource in phase IPW\$\$NU failed because resource 'DMB' was not owned by the requesting task.
- IPW\$\$03 : Release resource in phase IPW\$\$NU failed because resource 'DMB' was not in 'reserved' state.
- IPW\$\$05 : Task selection in phase IPW\$\$NU detected an invalid TCSF address in the TCB. Task is selected and may fail.
- IPW\$\$07 : Release real storage in phase IPW\$\$NU was entered with an address of x'00000000' to be released. Release is ignored.
- IPW\$\$08 : Release real storage in phase IPW\$\$NU was entered with an address outside real storage area to be released. Release is ignored.
- IPW\$\$09 : Release real storage in phase IPW\$\$NU was entered with an address with invalid BCW (previous/current buffer length zero). Release is ignored.
- IPW\$\$10 : Release real storage in phase IPW\$\$NU was entered with an address with an invalid BCW chain (no matching previous or next BCW found). Release is ignored.

*address2* shows the address (approximately) at which the phase is loaded. For user-written exit routines the latter address may not be available.

**System Action:** VSE/POWER processing continues smoothly.  
**System Programmer Response:** Collect the console messages that surround message 1Q2JI for better understanding of the internal failure documented in the accompanying Idump. Print the formatted Idump and pass all material to your IBM representative. Do your own investigation, if the macro IPW\$IDM is used in your user-written exit routine. Find the actual contents of all task registers at the time before macro IPW\$IDM was called in general registers 0-15 at the begin of the printed Idump.  
**Operator Response:** Notify your system programmer.

---

**1Q2KI VSE/POWER RECOVERING FROM FAILURE OF USER EXIT**

**Explanation:** A failure was caused by a user written exit. The exit was called properly by the relevant VSE/POWER task.  
**System Action:** All tasks which are going to call the exit, are stopped. Tasks which are currently active but 'idling' (which means they do not process any queue entry at the moment), are not stopped. If you want a task not be stopped (for example in order to read in a job to catalog a 'not-failing' jobexit), set the failing exit into 'DISABLE' state (by using the PVARy command with the DISAB operand).  
**Programmer Response:** Use the provided formatted dump to correct the failing exit.  
**Operator Response:** Inform your system programmer. You may use the information provided by the preceding message 1Q2CI and issue the PDISPLAY EXIT command to identify the code location which caused the error. All tasks which are going to call the exit, are stopped. If you want to start a task which is not stopped, set the failing exit into 'DISABLE' state (by using the PVARy command with the DISAB operand) or load another not-failing exit (by using the PLOAD command).

---

**1Q2LI POFFLOAD ON cuu HAS DETECTED AN INCORRECT SPOOL ENTRY FOR THE xxx QUEUE IN CLASS=y, QUID=X'zz'**

**Explanation:** The POFFLOAD BACKUP or PICKUP command is currently processing the xxx QUEUE for the CLASS =y. In this class chain a queue entry has been found, whose queue-id (QID=) X'zz' does not match the currently processed xxx queue (e.g. found a free or internal queue

entry). This indicates a chaining error in that particular queue class chain.

If the ??? QUEUE or CLASS=? is indicated, then incorrect POFFLOAD logic has addressed a spool queue outside of RDR/LST/PUN/XMT - queue.

If CLASS=\* is indicated, then POFFLOAD currently addresses the 'internal' class X'FA'.

If the XMT QUEUE is indicated, then the class will indicate either "R" for RDR entries, or "O" for LST and PUN entries.  
**System Action:** VSE/POWER has requested an internal dump. The POFFLOAD task terminates with the message 1Q5LI. The spool entries already saved to tape (if any) can later be reloaded by the POFFLOAD LOAD command.

**Programmer Response:** None  
**Operator Response:** The operator should consult with the system programmer. A VSE/POWER queue file recovery should be forced by shutting down all partitions running under VSE/POWER and all tasks (PNET, RJE, etc.) as far as possible, then issuing the PEND FORCE command and performing an IPL, at which time a full queue file recovery will take place automatically, reconstructing the queue class chains. Then the operator should retry performing the POFFLOAD command.

---

**1Q2MI PDISPLAY BIGGEST DETECTED QUEUE RECORD nnnnn WITH INCORRECT QUID=X'zz'**

**Explanation:** The PDISPLAY BIGGEST,LIMIT=m command is currently scanning the total VSE/POWER queue file to identify the m biggest queue entries and has detected a queue record with decimal number nnnnn, whose Queue Identification (QUID) is not B|F|R|L|P but X'zz'.

That means a part of or the total queue record has been cleared or been overwritten by either failing VSE/POWER code, or - more likely - by OEM code.

**System Action:** For the first incorrect record found, VSE/POWER has requested an internal dump. For the first 16 incorrect records message 1Q2MI is repeated, then it is suppressed not to flood the console. The incorrect record is bypassed during the process of identifying the m biggest entries.

**Programmer Response:** Since VSE/POWER tasks that address the incorrect queue entries may fail with unpredictable results, the following steps should be performed as soon as possible

1. Shut down all VSE/POWER controlled partitions including subsystems running therein, shutdown networking etc.
2. Terminate VSE/POWER by PEND FORCE
3. Re-IPL your system. It will automatically enter VSE/POWER full queue file recovery, which
  - flags the incorrect queue records by 1QZ0I RC=0011
  - isolates all incorrect queue records
  - re-builds the class chains and the free queue record chain from correct records

**Operator Response:** Notify your system programmer.

---

**1Q30D ABNORMAL VSE/POWER TERMINATION, DUMP REQUIRED? (YES/NO)**

**Explanation:** One of the following:

1. Either one of the VSE/POWER tasks was terminated abnormally, or PEND FORCE was specified by the

operator, and the SET 1Q30D=YES autostart statement has requested for operator communication and confirmation during VSE/POWER's abnormal termination processing.

- Neither YES nor NO was entered in reply to the above message.

**System Action:** The VSE system waits for the operator's reply. After acknowledging the operator's reply, VSE/POWER is terminated.

**System Programmer Response:** Consider this message together with the earlier abnormal termination message.

**Operator Response:** If you want to take a stand-alone dump (including partitions spooled by VSE/POWER), do so now. If you want a VSE/POWER dump, reply YES. If you do not want a dump, reply NO or press END or ENTER. Any user specified dump options are used. The VSE/POWER dump is written to the dump library. If the dump library is full or not defined, message 1Q35D will be issued. Notify your system programmer.

### 1Q31I ACCOUNT FILE (IJAFILE) MORE THAN 80% FULL

**Explanation:** The VSE/POWER account file is at least 80% full.

**System Action:** Processing continues and message is repeated every minute.

**System Programmer Response:** None.

**Operator Response:** Issue a PACCOUNT command to empty the account file.

### 1Q32A NO MORE ACCOUNT FILE (IJAFILE) SPACE FOR *task, cuu*

**Explanation:** The VSE/POWER account file is full.

**System Action:** The task (named in the message together with its associated *cuu*) is put in the wait state. It is automatically reactivated when the account file is empty.

**System Programmer Response:** None.

**Operator Response:** Issue a PACCOUNT command to empty the account file.

### 1Q33I STOPPED {*task, cuu* | *partition-id*} [DUE TO EXIT FAILURE | DUE TO 'PSTOP *cuu2, FORCE*' RC=*nn*]

**Explanation:** One of the following.

- The PSTOP command was issued to terminate a VSE/POWER task or to release a partition from the control of VSE/POWER.
- The PEND command was issued to terminate VSE/POWER.
- A tape task was finished.
- The output exit stopped the task.
- A failure occurred in a user output or reader exit and the corresponding task had to be stopped.

If message text reads at the end DUE TO 'PSTOP *cuu2, FORCE*' RC=*nn*, the reason code RC identifies the state in which the VSE/POWER task was, before it has been stopped. Following return codes are possible:

- RC=01 waiting for virtual storage
- RC=02 waiting for real storage
- RC=03 waiting for an operator reply
- RC=04 waiting for I/O completion of printer-, punch-, or tape-unit
- RC=05 waiting for locked resource

Most of the times *cuu* is the same as *cuu2*. It is not the same for the following tasks:

- a local print or punch task using a tape as input device
- an execution writer task using a tape as output device due to DISP=T in a JECL statement
- a print status task (PS) started due to PDISPLAY with TAPE=*cuu2*

**System Action:** The reader/writer task or partition is detached from VSE/POWER, and the real/permanently-fixed storage it was using is released. For a tape reader task, the tape is unloaded, and the tape device is unassigned.

**System Programmer Response:** None.

**Operator Response:** None.

- If (3), remove the tape from unit.
- If (4), it may be necessary to start the task again.
- if (5), inform your system programmer

### 1Q34A *partition-id* WAITING FOR INPUT ON *cuu*

**Explanation:** There is no further dispatchable job in the reader queue to be processed by the active user program in partition *partition-id*. This message version may typically appear in a 'MT' (multi-tasking) type partition.

**System Action:** The partition remains active. When a job, selectable by execution class for this partition, is made dispatchable or enters the reader queue, the active user program will continue processing automatically.

**System Programmer Response:** None.

**Operator Response:** Do one of the following for the suitable execution class of the named partition:

- Place more dispatchable jobs into the reader queue, or
- Release more jobs from the reader queue, or
- Wait for dispatchable jobs submitted from PNET, RJE, or spool-access support interfaces.

### 1Q34I 1. *task* WAITING FOR WORK ON *cuu* 2. *partition-id* WAITING FOR WORK

**Note:** The numbers on the left will not actually appear on your screen. They have been added here as a retrieval aid only.

**Explanation:** According to the message text:

- There is no more data for the local reader or writer task started for device *cuu*.
- There is no further dispatchable job in the reader queue to be processed by Job Control in partition *partition-id*.

**System Action:** According to the message text:

- The reader or writer task remains active, but its data buffers are released. As soon as more data is made available for reading or writing/punching on device *cuu*, the task will continue automatically.
- The partition remains active. When a job, selectable by execution class for this partition, is made dispatchable or enters the reader queue, the named partition will resume processing.

**System Programmer Response:** None.

**Operator Response:** According to the message text:

- Provide more input jobs in the local card reader or make list/punch output available for processing. If there is no more work to do, enter the PSTOP *cuu* command to stop the task.
- Do one of the following for the suitable execution class of the named partition:
  - Place more dispatchable jobs into the reader queue, or
  - Release more jobs from the reader queue, or



- Wait for dispatchable jobs submitted from PNET, RJE, or spool-access support interfaces.

---

**1Q35A**      **JOB END INDICATION MISSING ON *cuu*,  
SUBMIT EITHER REST OF JOB OR {' /& ' |  
\* \$\$ EOJ ' } STATEMENT**

**Explanation:** The last statement read from *cuu* was not the correct job delimiter statement (neither \* \$\$ EOJ nor /&).

**System Action:** The reader task that issued the message is put in the wait state.

**System Programmer Response:** None.

**Operator Response:** Submit the missing statement(s) into the card reader (*cuu*).

If PDISPLAY A,LOCAL (for RDR,*cuu*) shows a jobname of AUTONAME for the statements read in so far, you may PSTOP the reader to delete the inadvertently received statements. Or you submit the suggested ending statement to have the AUTONAME job queued to the RDR queue (with disposition D). If you want to avoid execution of such AUTONAME jobs, use the autostart statement SET AUTONAME=FLUSH | HOLD.

---

**1Q36I**      **DISP=X JOB(S) IN VSE/POWER READER  
QUEUE AFTER ABNORMAL  
TERMINATION**

**Explanation:** After an abnormal termination, VSE/POWER has been restarted with a SET NORUN=YES (or =YES,DYN1=PAUSE) statement contained in the autostart procedure, and the non-dispatchable disposition of X has been assigned to at least one reader queue entry which was active when the system failed.

**System Action:** During autostart of partitions message 1Q36I is issued once, and all static partitions (and dynamic ones with 'max-active-per-class=1') finding a job eligible to run are placed into VSE/AF '// PAUSE' mode to avoid starting a subsequent job.

**System Programmer Response:** None.

**Operator Response:** Identify the affected reader queue entries using the command PDISPLAY RDR,CDISP=X. Identify the affected execution classes using the command PDISPLAY A,PART. Decide which of the jobs is to be processed before another job of the same class may be started. You may change the DISP=X entries back to their original disposition by the PALTER RDR,...,DISP=\* command; then you should verify the processing sequence once more. Then press ENTER for the partitions in pause mode to trigger their continuation.

---

**1Q37I**      **JECL STATEMENT INCORRECT NEAR  
COLUMN *nnn***

**Explanation:** There is an error in the format or the contents of an operand near column *n* in the JECL statement, or the operand itself is incorrect.

**System Action:** The incorrect JECL statement is printed on the console together with the above message. If an incorrect \* \$\$ JOB statement contains either the PWD= or SEC= parameter and the job is not received by PNET, then all characters beginning with the parameter value and thereafter are suppressed. If received by PNET, the PWD= or SEC= parameter values are presented by '\*\*...\*\*'. The invalid operand is replaced by its system default value unless the operand has already been specified. All subsequent operands are ignored and the system defaults are taken. The job is placed in "hold" status in either the RDR or XMT queue. If any time event scheduling parameter is invalid, no time event

scheduling specification becomes effective at all; no defaults are used.

**Programmer Response:** Correct incorrect statement and resubmit job if necessary.

**Operator Response:** Should the default values be unacceptable, issue the PDELETE command; then correct the JECL statement and rerun the job. Notify your programmer.

---

**1Q38A**      **NO DASD SPACE AVAILABLE FOR *task, cuu***  
**Explanation:** One of the following:

- A reader task, SAS task, RJE task, network receiver task, or the execution processor has requested a DBLK group, but no group is available outside the free DBLK group cushion.
- A queue display task has requested a DBLK group, but no group is available anymore in the free DBLK group cushion.
- An attempt was made to restore queue entries from tape to the queue/data file, but no data file space is available outside the free DBLK group cushion.

**System Action:** The task issuing the message is put in the wait state. When a DBLK group becomes available, the task is automatically reactivated. If, however, the task is a save account or print status (queue display) task, the task is terminated with additional messages.

**System Programmer Response:** Consider enlarging the data file or reducing the DBLKGP operand of the POWER macro.

**Operator Response:** To make DASD space available, do one of the following:

- Start a list or punch writer task to process queue entries in the output queue. After all output from a queue entry has been processed, the queue-file record and the associated DBLK groups are freed.
- Use the POFFLOAD command to save some queue entries onto magnetic tape for later processing.
- Delete a queue entry from the queue file. After deletion of a queue entry, the queue-file record and the associated DBLK groups are freed.
- Use the PDISPLAY A or the PDISPLAY CRE command to find big output entries being created by executing partitions. Consider to PFLUSH the partition, or segment the output in-creation (via PALTER...;SEGMENT= or via the PSEGMENT command), so that the output becomes available in the RDR/LST/PUN/XMT queue for processing and / or deletion.
- Use the PDISPLAY DEL command to find big output entries in delayed deletion, i.e. still being browsed. Consider identifying the browsers of this queue entry via the PDISPLAY A,SAS command and use the PSTOP SAS,*nnnnn* command to terminate the browse tasks through their SAS identification token *nnnnn*.

If the message occurs frequently, inform your system programmer to enlarge the size of the data file (IJDFILE) through the 'Data File Extension During Warm Start' function.

---

**1Q39I**      **{RDR|LST|PUN|XMT} *jobname* FLUSHED  
BY OPERATOR, VSE/POWER, OR USER**

**Explanation:** One of the following for the entry in the named queue:

- The operator has issued a PFLUSH command to discontinue processing of the output from the VSE/POWER job named in the message.
- The application program has issued a SETPRT request that is invalid or causes an error condition,
- The output spooling is discontinued due to short on spool space condition.



- A program making use of the spool-access-support PUT function issued 'QUIT' request.
- The job exit canceled the job.
- The output exit canceled the job.

For more information about the nature of the error, see the displayed or printed messages that precede 1Q39I.

**System Action:** This message is displayed on the console and, if list output was flushed, also on the printer.

**Programmer Response:** Rerun the canceled job, if necessary.

**Operator Response:** None.

---

### 1Q3AI ERROR WHILE PROCESSING ACCOUNT RECORD, RC=mmm

**Explanation:** The reason is implied by the reason code (RC) as shown below:

<b>RC=0001:</b>	The account-record length exceeds the maximum data length for one CCW.
<b>RC=0002:</b>	The account-record length exceeds the maximum data length allowed by VSE/POWER.
<b>RC=0008:</b>	The requested volume is not mounted, or SYS000 is not assigned, or the physical unit specified is not in the system, or the requested device is not a DASD.
<b>RC=000C:</b>	'IGNORE' is specified for SYS000.
<b>RC=0010:</b>	The device SYS000 is not operational.
<b>RC=0018:</b>	The logical unit SYS000 is not defined as a DASD (see "Note" below).
<b>RC=001C:</b>	The device SYS000 is not ready.

**Note:** FBA devices must be ready before IPL when you operate on a virtual machine under VM/SP.

**System Action:** One of the following:

1. For RC=0001 and RC=0002 - The task that issued the PUTACCT request stops at once, and the account record is ignored.
2. For all other reason codes - VSE/POWER initialization is terminated.

**System Programmer Response:** Make any corrections to system definition as necessary.

**Programmer Response:** If the RC is 0001 or 0002, check the error and make corrections in your program as required.

**Operator Response:** Check the assignment of the device containing the account file or ready the device. Notify your system programmer.

---

### 1Q3BI DBLK SIZE SET TO TRACK CAPACITY OF xxxxx BYTES

**Explanation:** A DBLK size larger than the track capacity for the device on which the data file resides was specified at VSE/POWER generation time.

**System Action:** The initialization of VSE/POWER continues using the maximum record size per track as DBLK value.

**System Programmer Response:** Review the DBLK specification in the POWER generation macro or in the VSE/POWER startup values.

**Operator Response:** Notify your system programmer.

---

### 1Q3CI INVALID BLOCKSIZE FOR filename

**Explanation:** The block size of the user's account file that has to be saved onto disk does not match the value for VSE/POWER account files.

**System Action:** The function 'save account file onto disk' cannot be executed.

**System Programmer Response:** Note system error as necessary.

**Operator Response:** Use another disk, or save the account file on tape or cards. Notify your system programmer.

---

### 1Q3DI INVALID CI-SIZE FOR filename

**Explanation:** The control-interval (CI) size of the user's account file that has to be saved onto disk does not match the value for VSE/POWER account files.

**System Action:** The function 'save account file onto disk' cannot be executed.

**System Programmer Response:** Note system error as necessary.

**Operator Response:** Use another disk, or a matching CI size, or save the account file on tape or cards. Notify your system programmer.

---

### 1Q3EI DYNAMIC CLASS 'x' WAITING FOR WORK

**Explanation:** This message occurs when no further dispatchable job with processing class *x* can be found in the reader queue.

**System Action:** The dynamic class *x* remains enabled for allocation of dynamic partitions. When a job of class *x* is made dispatchable or is entered into the reader queue, a dynamic partition of class *x* will be started immediately.

**System Programmer Response:** None.

**Operator Response:** One of the following:

- Place more dispatchable jobs into the reader queue, or
- Release more jobs of the subject class from the reader queue, or
- Wait for dispatchable jobs submitted from PNET, RJE, or spool-access support interfaces.

---

<b>1Q3FI</b>	<b>1. DYNAMIC CLASS(ES) SUSPENDED - NO ALLOCATION SPACE</b>
	<b>2. DYNAMIC CLASS(ES) SUSPENDED - NO MORE PARTITION AT ALL</b>
	<b>3. DYNAMIC CLASS(ES) SUSPENDED - NO SYSTEM GETVIS SPACE</b>
	<b>4. DYNAMIC CLASS(ES) SUSPENDED - NO VSE/POWER SETPFIX SPACE</b>
	<b>5. DYNAMIC CLASS(ES) SUSPENDED - NO VSE/POWER GETVIS-24 SPACE</b>
	<b>6. DYNAMIC CLASS(ES) SUSPENDED - NO PFIXED SYSTEM GETVIS SPACE</b>
	<b>7. DYNAMIC CLASS(ES) SUSPENDED - VSE/POWER SETPFIX SPACE RUNNING OUT</b>
	<b>8. DYNAMIC CLASS(ES) SUSPENDED - VSE/POWER GETVIS-24 SPACE RUNNING OUT</b>

**Note:** The numbers on the left will not actually appear on your screen. They have been added here as a retrieval aid only.

**Explanation:** Allocation of a dynamic partition has failed. According to the message text:

1. The total size of all virtual areas allocated by the system, as defined by the VSIZE parameter, is too small to allocate more dynamic partitions.

## 1Q3GI

2. The total number of static and dynamic partitions, as defined by the NPARTS parameter, has been reached and no further dynamic partition can be allocated.
3. The total amount of System GETVIS Space as allocated by the system at IPL time and extended by the IPL SVA command is exhausted, and no further dynamic partition can be allocated.
4. The VSE/POWER real workspace, as defined by the SETPFIX LIMIT value for the VSE/POWER partition, is temporarily exhausted.
5. The VSE/POWER virtual workspace (partition GETVIS-24 space), as defined by the combination of the ALLOC and SIZE values for the VSE/POWER partition, is temporarily exhausted.
6. No System GETVIS Space can currently be obtained with the PFIXed option, to allocate control blocks for a dynamic partition.
7. It is possible that all dynamic partitions, which are already allocated, may soon exhaust the VSE/POWER real workspace. This space is defined by the SETPFIX LIMIT command.
8. It is possible that all dynamic partitions, which are already allocated, may soon exhaust the VSE/POWER partition GETVIS-24 space. This space is defined by the combination of the ALLOC command and the SIZE value.

**System Action:** The following occur according to the message text:

1. The dynamic class that encountered the shortage is suspended for allocation. When the next dynamic partition terminates, or at least every 10 seconds, allocation is resumed. The failure and all related information are recorded in the statistics status report; see "NO MORE ALLOCATION SPACE". The subject message is repeated at failure every ten minutes.
2. All dynamic classes are suspended for allocation. When the next dynamic partition terminates, allocation is resumed. The failure and all related information are recorded in the statistics status report; see "NO MORE DYN. PARTITION AT ALL". The subject messages is repeated at failure every ten minutes.
3. All dynamic classes are suspended for allocation. When the next dynamic partition terminates, or at least every ten seconds, allocation is attempted again. The failure and all related information are recorded in the statistics status report, see "NO MORE SYSTEM GETVIS SPACE". The subject message is repeated at failure every *two* minutes because job execution in partitions that have already been allocated is hindered by this shortage.
4. All dynamic classes are suspended for allocation. When the next dynamic partition terminates, or at least every ten seconds, allocation is attempted again. The failure and all repetitions are recorded in the statistics status report, see "NO MORE VSE/POWER SETPFIX". The subject message is repeated at failure every ten minutes because VSE/POWER spooling and other functions are badly hindered by this shortage.
5. Same action as number four, but refer to statistics line "NO MORE VSE/POWER GETVIS-24".
6. Same action as number three, also using statistics line "NO MORE SYSTEM GETVIS SPACE".
7. All dynamic classes are suspended for allocation so that existing tasks may operate successfully with the limited storage resources. Additionally, system action number 4 (above) is taken.

8. All dynamic classes are suspended for allocation so that existing tasks may operate successfully with the limited storage resources. Additionally, system action number 4 (above) is taken.

**System Programmer Response:** The PDISPLAY DYNC command shows which classes are currently suspended for allocation. Use the PDISPLAY STATUS command to also obtain the VSE/POWER statistics report and determine the frequency of the recorded allocation failure. If allocation failure occurs often, then modify the system parameters according to the message text:

1. Increase the VSIZE parameter of the Supervisor command and change the amount of space for the Page Data Set correspondingly. You may alternatively decrease the number of dynamic partitions active at the same time by using the NPARTS parameter of the IPL SYS command, or you may decrease the maximum number of active partitions per dynamic class.
2. Increase the NPARTS parameter of the IPL SYS command, or you may decrease the maximum number of active partitions per class in your dynamic class specifications.
3. Increase the GETVIS parameter of the IPL SVA command.
4. Interpret the statistics status report for used SETPFIX space and increase the SETPFIX LIMIT value for the next VSE/POWER startup.
5. Interpret the statistics status report for "VIRTUAL STORAGE OCCUPIED BY VSE/POWER PHASES" and:
  - try to reduce the SIZE value (keeping the current ALLOC amount) according to hints given in chapter "Processor- and Virtual-Storage Requirements" of *VSE/POWER Administration and Operation* in order to provide more partition GETVIS-24 space, or
  - increase the ALLOC value of the VSE/POWER partition.
6. Reduce the ALLOC R or SETPFIX LIMIT amount assigned to the static partitions or, when running a virtual machine, define more virtual storage using the DEF STOR command.
7. Use programmer response number 4 (above), or reduce the maximum number of active partitions defined per class.
8. Use programmer response number 5 (above), or reduce the maximum number of active partitions defined per class.

**Operator Response:** Report the failure to your system programmer immediately. In case a lack of SETPFIX or GETVIS space occurs often, try to obtain the VSE/POWER statistics on the console. Then use the PEND, PEND IMM, or PEND FORCE command to terminate VSE/POWER for a restart with more real or virtual workspace.

---

### 1Q3GI RESTRICTED ALLOCATION OF DYN. PART. *cn* - NO SYSTEM GETVIS FOR VENDOR EXITS

**Explanation:** The named dynamic partition could only be started with restricted functional support, because there is insufficient System Getvis space to allocate control blocks that are required for vendor exit activation.

**System Action:** The dynamic partition is started successfully, however vendor exits will not be activated.

**System Programmer Response:** Increase the GETVIS value for the 31-bit Getvis area in the IPL SVA command.

**Operator Response:** Notify your system programmer.

---

---

**1Q3HI**      **JOB AUTONAME** *jobnumber*  
**{FLUSHED | HELD} DUE TO 'SET**  
**AUTONAME', TASK** *task, cuu*

**Explanation:** A series of statements, which does not start with a valid '\* \$\$ JOB' or '// JOB' statement, has been read in by a Local or Remote Reader task or by submission from other partitions.

VSE/POWER has collected the data as a job named 'AUTONAME' while the 'SET AUTONAME=FLUSH | HOLD' statement has been included in the VSE/POWER startup procedure.

**System Action:** VSE/POWER flushes the AUTONAME job or adds it with DISP=H to the reader queue.

**System Programmer Response:** Analyse the held AUTONAME job for its contents and its origin.

**Operator Response:** Inform your system programmer about this incident.

---

**1Q3JA**      **NEW SAS=***xpcc-applid* **TASK REJECTED DUE**  
**TO MAXSAS=***nnnnn*, **INCREASE LIMIT**  
**WITH 'PVARY MAXSAS,nnn'**

**Explanation:** The threshold value *nnnnn* of maximum number of concurrent Spool Access Support (SAS-GET/PUT/CTL/GCM) tasks has been reached. Hence no further SAS connection can be established. Either the SAS=*xpcc-applid* application loops erroneously on CONNECT'ing to SYSPWR or there is an intended high spool access traffic to the VSE/POWER queues in your system.

**System Action:** For new XPCC CONNECT requests the subsequent GET/PUT/CTL/GCM-OPEN request is rejected with an XPCC DISCPRG (IJBXRETCD/IJBXREAS = X'19/40') together with the VSE/POWER PXPRETCD/PXPFBKCD = X'10/07' equating to PXPFCNOC/PXP10MST. Only when existing SAS tasks terminate, new connections to SYSPWR are granted.

**System Programmer Response:** Consider to place the PVARY MAXSAS,nnnn command into the VSE/POWER startup file in order to adapt the VSE/POWER default threshold value of 250 SAS tasks to your needs.

**Operator Response:** Enter the PDISPLAY STATUS command to identify the maximum and current number of SAS tasks. Use the PDISPLAY A,SAS command to identify the SAS=*xpcc-applid* applications, which communicate with VSE/POWER. If such an application seems to loop on CONNECT'ing, then terminate, flush, or cancel its partition. If however your system has an intended high spool access traffic, then increase the SAS-task threshold value with the 'PVARY MAXSAS,nnnn' command - nnnn may be a value between 50 and 2000.

---

**1Q40A**      **ON** *{cuu | task}* **FORMS** *ffff* **NEEDED FOR**  
*jobname jobnumber*

**Explanation:** The affected output of the named job requires the displayed form on the named device. This device indication is LST or PUN (whichever applies) if the message is for remote job output.

VSE/POWER displays the message:

- Just before the processing of spooled punch output if, for control table generation, the POWER macro included PAUSE=YES.
- For a printer whenever:
  - A list task is started by a PSTART command.
  - An FCB is loaded.

**System Action:** The task processing the affected output waits

for the operator to change forms. Other VSE/POWER tasks continue processing. For output on a printer with a display panel, the task causes FORM RQ *ffff* to be displayed on the panel, if the task was started with the MSG operand.

**System Programmer Response:** None.

**Operator Response:** If *ffff* in the message is blank, use the standard form as defined for your system.

For *punch output*, place the cards indicated in the message by FORMS *ffff* into the punch unit's hopper.

For *list output*, your response depends on whether the output is required at once or later:

- The output is required at once:
  1. Place the required paper on the printer. How to do this is described in the operating procedures manual for the printer.
  2. If you want to check forms alignment - Enter a PSETUP *cuu,nn* command for this purpose, even repeatedly.
  3. Finally, to complete the still pending message 1Q40A, enter a PGO *cuu* command to start the waiting VSE/POWER task again.
- The output can wait:
  1. Enter a PFLUSH *cuu,HOLD* command for the affected output.
  2. When the output is to be printed, place the required paper on the printer. How to do this is described in the operating procedures manual for the printer.
  3. Enter the command PRELEASE LST,*jobname,jobnumber*.
  4. If you want to check forms alignment - Enter a PSETUP *cuu,nn* command for this purpose.
  5. Finally, to complete the still pending message 1Q40A, enter a PGO *cuu* command to start the waiting VSE/POWER task again.

Instead of the above, you may enter the PSTOP (\* .. STOP) command for the affected task. This gives you a chance to use the device for processing output of a different class.

At a terminal, your response to the message is similar. Instead of the central operator commands, use the corresponding remote operator commands

(\* .. for P). Example: \* .. SETUP instead of PSETUP.

---

**1Q41I**      **MISMATCHING {PRINTER | PUNCH}**  
**TYPE FOR** *jobname jobnumber* **ON** *real-cuu*,  
**SPOOL-TYPE=X** '*spool-dev*' (*spool-cuu*),  
**REAL-TYPE=X** '*real-dev*' (*real-cuu*)

**Explanation:** The real printer or punch type available to the local list or punch task is not the same type as assigned to the partition at spooling time, that means the time when a job executed which created the named output entry.

*spool-dev*

Describes the device type code of the spooled device. If no *spool-dev* (X'FF') is issued, the device type is unknown. This may happen when the output was received from a non-PNET node, or when the output was produced by the Spool-Access Support PUT service for output.

*spool-cuu*

Names the spooled device where the output has been created.

*real-dev*

Describes the device type code of the real device for which the writer task is started.

*real-cuu* Names the real device for which the writer task is started.

To determine the associated device type please refer to the following table:

D/T code	Device type
20	2520B2 or 2520B3 card punch
21	2540 card punch
22	1442 card punch
23	3525 punch
30	1442 or 2596 card reader/punch
31	2520B1 card reader/punch
32	3525RP reader/punch
33	2560 multi function card machine
34	5425 multi function card unit
40	1403 printer
41	1443 printer
42	1443 printer with UCB
43	3211, 3203-4/5, 3289-E, 3262, 4245 printer
44	KANJI printer
45	3800 printer
46	4248 printer
4A	3203 printer
4C	5203 printer
4D	5203 printer with UCS feature
F0	3800 AFP printer
FF	either of Spool-Access Support or of unknown origin

At physical print or punch time it may happen that VSE/POWER detects CCW op-codes which are incompatible with the real printer or punch device. All incompatible channel command codes are ignored intentionally to prevent a COMMAND REJECT on the physical device. In case of a potential loss of printed/punched data (no control type channel command), message 1Q4LI is issued.

**System Action:** When incompatible CCW op-codes are found they are ignored to prevent a COMMAND REJECT on the physical device. If printed/punched DATA (no control type channel command) is lost, message 1Q4LI is issued.

**System Programmer Response:** See the system programmer response of message 1Q4LI.

**Operator Response:** Use the same printer or punch device for spooling and printing or punching time. If you do not want any CCW op-codes to be ignored, enter a PFLUSH *cuu*, HOLD command to prepare for restart of the output on a suitable printer or punch device. Or consider to suppress message 1Q4II intentionally by the SET 1Q4II=NO autostart statement.

---

#### 1Q42I PAGE/CARD COUNT EXCEEDS END OF QUEUE ENTRY FOR {*cuu* | *task*}

**Explanation:** A PRESTART or \* .. RESTART command has been entered with too great a forward page or card count. This is possible if an output exit is working with that task and the output exit routine inserts records which are only visible on the output, but not shown in the VSE/POWER queue display.

**System Action:** The command is ignored.

**System Programmer Response:** None.

**Operator Response:** Reenter the command with a smaller forward page or card count.

---

#### 1Q43I END-OF-FILE ON TAPE FOR *task, cuu*

**Explanation:** The logical end of a spool tape was reached for the indicated output writer task (all data has been processed).

**System Action:** The tape is rewound and unloaded. The writer task is stopped.

**System Programmer Response:** None.

**Operator Response:** If there are more tapes to be printed or punched, start a new writer task.

---

#### 1Q44I INVALID OR INCOMPLETE PARAMETER COMBINATION *task-id* COL=*nnnnnn*

**Explanation:** Either this message is preceded by a flagged \* \$\$ SLI statement , which is not accepted for one of the following reasons:

- A mixture of positional and keyword parameters was found,
- A mixture of Librarian and VSE/ICCF specification was made,
- One of the mandatory VSE/ICCF parameters was not specified,
- Duplicate parameters are specified,

or this message is preceded by a flagged \* \$\$ LST/PUN statement, which is not accepted for the following reason:

- The combination of operands on a \* \$\$ LST or \* \$\$ PUN statement are incorrect for the operands DISP=T or TADDR=, together with TLBL= and LTAPE=.

**System Action:** The system continues, prints message 1R33D and then waits, or 1R33A and takes predefined action.

**Programmer Response:** Respond to message 1R33D and correct statement as necessary.

**Operator Response:** Respond to message 1R33D or notify the programmer if necessary.

---

#### 1Q45I SLI STATEMENT NOT SUPPORTED *partition-id*

**Explanation:** An SLI statement was used in a job, but VSE/POWER was not generated with the SUBLIB and/or MEMTYPE parameter.

**System Action:** The total VSE/POWER job is flushed unconditionally.

**Programmer Response:** Either

- change the job to delete the SLI statement, or
- request system programmer to generate VSE/POWER with SLI support.

**Operator Response:** None.

---

#### 1Q46I DISPOSITION FORCED TO D FOR *jobname* *jobnumber*

**Explanation:** In the \* \$\$ LST or \* \$\$ PUN statement, disposition N was specified, but the device to which the output is directed is owned by another partition.

**System Action:** The output is spooled.

**Programmer Response:** None.

**Operator Response:** If direct print or punch output is required:

- stop an active list or punch writer task, or
- unassign the device from the owning partition if not a VSE/POWER partition.



---

**1Q47I**      *partition-id jobname jobnumber FROM {nodeid [(userid)] | (userid) | LOCAL}[U= 'user-information'], TIME=hh:mm:ss[, LOG=NO]*

**Explanation:** A new VSE/POWER job was started by the execution reader. The optional LOG=NO indication reflects the corresponding specification in the \* \$\$ JOB JECL statement of the subject job.

**System Action:** Processing continues.

**Programmer Response:** None.

**Operator Response:** None.

---

**1Q48I**      **NO MATCHING SPOOL DEVICE** *partition-id*

**Explanation:** The \* \$\$ LST or \* \$\$ PUN statement that is printed prior to this message addresses a spool device that has not been set up during partition start-up.

**Note:** For a \* \$\$ LST or \* \$\$ PUN statement with continuation, only the last continuation statement is displayed. Therefore, the incorrect operand may not be displayed if it is in a previous continuation line.

**System Action:** The statement is ignored.

**Programmer Response:** Correct the statement and rerun the job. The PDISPLAY SPDEV command can be used to display the active spooled devices.

**Operator Response:** Notify your programmer.

---

**1Q49I**      **INVALID DELIMITER** *partition-id COL=nnnnn*

**Explanation:** One of the following:

- A parameter in the statement, printed prior to this message, is not followed by a blank or a comma.
- In an SLI member another \* \$\$ SLI JECL statement has been found, which cannot be continued due to existing VSE/POWER support.
- In a writer-only partition a \* \$\$ JOB statement with continuation indication has been found and this is not allowed.

COL= indicates the column location of the error referred to by the message.

**Note:** The parameters and delimiters following the \* \$\$ JOB SEC= or PWD= parameter, or the \* \$\$ LST/PUN PWD= parameter, and the parameter value itself, are not displayed on the console.

**System Action:** The system continues, prints message 1R33D and then waits, or 1R33A and takes predefined action.

**Programmer Response:** Respond to message 1R33D and correct statement as necessary.

**Operator Response:** Respond to message 1R33D or notify your programmer if necessary.

---

**1Q4AI**      **MESSAGE DISCARDED, RC=nnnn**  
                  *[,application,userid]*

**Explanation:** A notify message destined for VSE/ICCF or a fix format job event message is discarded. The reason is implied by the reason code (RC); *nnnn* can be one of the following:

**RC=0001:**      The VSE/ICCF notify message queue is full. That is, the limit specified in the NTFYMSG operand of the POWER generation macro or the default value has been reached.

**RC=0002:**      No GETVIS storage could be obtained to store the message.

**RC=0003:**      The job event message queue identified by *application,userid* is full. That is, the default limit of 20 or the limit defined by the SET JCMQ autostart statement has been exceeded. Respect that a common queue has the 8-fold capacity of a single userid queue. If *userid* reads '-COMMON-', the job event message was destined for a common queue. Any non-printable characters within the application identifier will read as '?'.  
**System Action:** According to the reason code:

**RC=0001:**      A VSE/ICCF notify message is discarded and the lost message count is incremented as reflected by the PDISPLAY STATUS report.

**RC=0002:**      The current notification message is discarded.

**RC=0003:**      The oldest message of the pertinent job event message queue is discarded and the number of lost messages is incremented as reflected in the PDISPLAY STATUS report.

**System Programmer Response:** According to the reason code:

**RC=0001:**      Generate VSE/POWER with a larger NTFYMSG value.

**RC=0002:**      Increase the size of the partition GETVIS area defined for the VSE/POWER partition.

**RC=0003:**      If RC=0003 is issued, you may:

1. increase the space for job event messages by using the SET JCMQ=xx statement in the VSE/POWER autostart procedure.
2. make sure that the application program has really been started which uses the GCM support to retrieve job event messages from the specified queue.
3. make sure that the program logic of the message retrieving application works correctly.

**Operator Response:** Inform your system programmer.

---

**1Q4BI**      **NOTIFY SUPPORT CANCELED FOR**  
                  *nnnnnnnnnn*

**Explanation:** An error return code has been received from the VSE/Advanced Functions XPCC support while passing a message to VSE/Advanced Functions component described by *nnnnnnnnnn*.

See previous message to determine why the cancelation took place.

**System Action:** The NOTIFY support for the described VSE/Advanced Functions component is canceled. If the VSE/Advanced Functions component is either VSE/ICCF or VSE/DSNX, all messages still queued are kept, otherwise the messages are deleted. VSE/POWER waits for a new connection for notify message transfer from the VSE/Advanced Functions component.

**System Programmer Response:** Attempt to restart the component. If error persists attempt to correct cause of error.

**Operator Response:** Notify your system programmer.



---

**1Q4CI UNABLE TO START VSE/POWER - NOT RUNNING IN SHARED ADDRESS SPACE**

**Explanation:** An attempt was made to start VSE/POWER in a partition allocated in a private address space while not running in ESA mode.

**System Action:** The initialization of VSE/POWER is terminated.

**System Programmer Response:** Allocate the partition concerned in the 'shared' address space.

**Operator Response:** Notify your system programmer.

---

**1Q4DI JOB *jobname jobnumber* FINISHED PROCESSING IN PARTITION *partition-id***

**Explanation:** A job with the EOJMSG parameter specified in the \* \$\$ JOB statement has finished processing in *partition-id*.

**System Action:** The output is put into the VSE/POWER output queue if the final destination is this node, or it is scheduled for transmission to the final node. The output is only made available in the output queue if PURGE=*nnnn* has not become effective.

**System Programmer Response:** None.

**Operator Response:** None.

---

**1Q4EI JOB *jobname jobnumber partition-id* NOT AUTHORIZED TO EXECUTE, RC=*nnnn***

**Explanation:** VSE has determined that the job *jobname* does not have the required security authority to execute in partition *partition-id*. The return code value *nnnn* indicates the reason:

**RC=0008:** A GETVIS error has occurred.  
**RC=000C:** The security password was invalid.  
**RC=0010:** The security user ID was invalid.

**Note:** For logon requests, where userid is not in the DTSECTAB, RC=14 or 18 means that RACROUTE request completed with a non zero return code, return code with meaning different from invalid userid/password. If further problems determination is required, contact your IBM support.

**RC=0014** Inconsistent input (internal error).

**RC=0018** Internal error.

**System Action:** The current read request is ignored and the total VSE/POWER job is flushed unconditionally.

**System Programmer Response:** Take action as necessary if security violation.

**Programmer Response:** If a system GETVIS error has occurred, correct the problem and resubmit the job. If the security values are incorrect, notify the system administrator to obtain the correct values.

**Operator Response:** Notify your system administrator, if required, in cases of security violations. If a GETVIS error has occurred, resubmit the job.

---

**1Q4FI JOB *jobname jobnumber partition-id* FLUSHED BY \* \$\$ FLS' STATEMENT**

**Explanation:** VSE/POWER detected an \* \$\$ FLS statement in the job being processed in *partition-id*.

**System Action:** The total named VSE/POWER job is flushed unconditionally.

**Programmer Response:** Check the job if the \* \$\$ FLS statement was unexpected or not.

**Operator Response:** Consider to inform your programmer.

---

**1Q4GI *cuu* OUTPUT NOT PURGED FOR *jobname jobnumber* IN PARTITION *partition-id***

**Explanation:** The pertinent \* \$\$ LST/PUN statement of the spooled device *cuu* specifies the PURGE=*nnnn* option. However output purging cannot become effective because either a job cancel condition has occurred or the maximum user program return code, accumulated for the VSE/POWER JOB, exceeds the *nnnn* specification.

**System Action:** The output entry is made available in the desired queue with specified characteristics.

**Programmer Response:** Interpret the output made available for cancel and/or return code conditions. Correct your program and rerun the job.

**Operator Response:** Inform your programmer of this message.

---

**1Q4HI JOB *jobname jobnumber partition-id* RUNNING IN WRONG SECURITY ZONE, USERID IGNORED**

**Explanation:** The job *jobname* in partition *partition-id* was submitted earlier on a system where it was accepted as 'trusted' or 'authenticated', but the job has been selected to run on a system which has a different security zone (SECNODE) than the origin system. As a result, the job is no longer 'trusted' or 'authenticated' and the security user ID is ignored.

**System Action:** The job continues to run without security authorization.

**System Programmer Response:** Take action as necessary if security violation.

**Programmer Response:** Contact the system administrator to do one of the following:

- Ensure that the job is running on the correct system, or
- Update the system SECNODE value, or
- Submit the job using explicit job security user ID and password values.

**Operator Response:** Notify the system administrator, if required, in cases of security violations.

---

**1Q4JI JOB *jobname jobnumber partition-id* SECURITY USERID *ccccccc* NOT AUTHORIZED, USERID IGNORED**

**Explanation:** VSE has determined that the 'trusted' or 'authenticated' job *jobname* in partition *partition-id* has specified an unknown security user ID *ccccccc* (not specified in user profile definitions in the II Control File/DTSECTAB).

**System Action:** The job continues to run without security authorization.

**System Programmer Response:** Take action as necessary if security violation.

**Programmer Response:** Contact the system administrator to do one of the following:

- Add the user ID profile to the control file or the II Control File/DTSECTAB, or
- Ensure that the job is running on the correct system, or
- Explicitly specify both the user ID and password.

**Operator Response:** Notify the system administrator, if required, in cases of security violations.

---

**1Q4KI *nnnnn* RECORDS IGNORED FOR *jobname jobnumber* PROCESSED BY *task-id, cuu* SPOOL=X'*spool-dev*' [LUNAME=*luname*]**

**Explanation:** VSE/POWER detected *nnnnn* 'invalid' CCW op-codes in the queue entry processed by the local *task-id* that lead to a loss of printed/punched data (no control type

channel command). 'Invalid' means: The CCW op-code detected in data records is not compatible with the VSE/POWER internal CCW op-code tables. The CCW op-code tables are located in module IPW\$\$OB (label VALIDAT) for RJE,SNA and in IPW\$\$BW (label TABPRCTL) for RJE,BSC.

*spool-dev* describes the device type code of the spooled device. If *spool-dev X'FF'* is presented, the device type is unknown. This may happen when the output was received from a non-PNET node, or when the output was produced by Spool-Access Support PUT service for output. To determine the associated device type refer to the explanation of message 1Q41I, if it has not been suppressed by the SET 1Q41I=NO autostart statement.

In addition the *luname* is displayed for RJE,SNA tasks.

The given number of records were ignored that means were not printed or punched. When all records of the named job are ignored, no output is printed or punched at all. The upper limit of ignored records displayed in the message is 65,535. When more ignored records are found the value is not increased anymore.

The message is also issued if the associated task was started with the SHOWIGN option. Then the usually ignored records are printed or punched as data.

**System Action:** When the SET IGNREC=DISPY autostart statement was provided for VSE/POWER startup the disposition of a queue entry flagged by message 1Q4KI is set to Y (non dispatchable, temporary).

**System Programmer Response:** To examine the CCW op-codes which were ignored, the list or punch task should be started with option SHOWIGN. Then the invalid CCW op-codes are printed or punched as hexadecimal data followed by up to 25 characters of the original data record. In addition, all validly ignored control type channel commands are also printed or punched. This provides additional debugging help when trying to identify ignored records in the original data stream as presented by an IPW\$\$DD dump.

**Operator Response:** Inform your system programmer.

---

**1Q4LI**            *nnnnn* RECORDS IGNORED FOR *jobname*  
                  *jobnumber* PROCESSED BY *task-id, cuu*

**Explanation:** VSE/POWER detected *nnnnn* 'invalid' CCW op-codes in the queue entry processed by the local *task-id* that lead to a loss of printed/punched data (no control type channel command). 'Invalid' means: The printer or punch type available to the list or punch task is not CCW op-code-compatible with the printer or punch type assigned to the partition at spooling time, that means the time when a job executed that created the named output entry. Tables PLCT and PLST (IPW\$\$PL, list) and PPT1 (IPW\$\$PP, punch) are used to check if the CCW op-code is valid for the device type specified at printing or punching time.

The given number of records were ignored that means were not printed or punched. When all records of the named job are ignored, no output is printed or punched at all. The upper limit of ignored records displayed in the message is 65,535. When more ignored records are found the value isn't increased anymore.

The message is also issued if the associated task was started with the SHOWIGN option. Then the usually ignored records are printed or punched as data.

This message may have been preceded by message 1Q41I, which presents the output device at spooling time.

**System Action:** When the SET IGNREC=DISPY autostart statement was provided for VSE/POWER startup the disposition of a queue entry flagged by message 1Q4LI is set to Y (non dispatchable, temporary).

**System Programmer Response:** To examine the CCW op-codes which were ignored, the list or punch task should be started with option SHOWIGN. Then the invalid CCW op-codes are printed or punched as hexadecimal data followed by up to 25 characters of the original data record. In addition, all validly ignored control type channel commands are also printed or punched. This provides additional debugging help when trying to identify ignored records in the original data stream as presented by an IPW\$\$DD dump.

**Operator Response:** Use the same device type for spooling and printing or punching time and inform your system programmer.

---

**1Q50I**            UNKNOWN KEYWORD *partition-id*  
                  COL=*nnnnn*

**Explanation:** VSE/POWER does not recognize one of the keyword parameters in the JECL statement printed above this message. COL= indicates the column location of the error referred to by the message.

**System Action:** The system continues, prints message 1R33D and then waits, or 1R33A and takes predefined action.

**Programmer Response:** Respond to message 1R33D and correct statement as necessary.

**Operator Response:** Respond to message 1R33D or notify programmer if necessary.

---

**1Q51I**            INVALID *keyword* PARAMETER *partition-id*  
                  COL=*nnnnn*

**Explanation:** The keyword printed in the message is found to be invalid in the currently processed JECL statement. COL= indicates the column location of the error referred to by the message. If the keyword reads LST or PUN specifying SYSxxx, the corresponding physical unit may not be currently assigned. Note that parameters and delimiters following the \* \$\$ JOB SEC= or PWD= parameter, or the \* \$\$ LST/PUN PWD= parameter, and the parameter value itself, are not displayed on the console.

**Note:** If a keyword operand has been specified without the '=' connector (as shown in the JECL statement on your console), VSE/POWER interprets the operand as a positional operand; therefore the keyword named in message 1Q51I may be misleading.

**System Action:** The system continues processing, issues message 1R33D and then waits, or 1R33A and takes predefined action.

**Programmer Response:** Respond to message 1R33D and correct statement as necessary.

**Operator Response:** Respond to message 1R33D or notify programmer if necessary.

---

**1Q52I**            OUTPUT LIMIT EXCEEDED FOR *jobname*  
                  *jobnumber partition-id, cuu* WITH  
                  *nnnnnnnnnnnnnnnn* RECORDS

**Explanation:** The number of list or punch records established by the RBM parameter in the \* \$\$ LST or \* \$\$ PUN statement (or otherwise by the STDLINE or STDCARD parameter of the VSE/POWER generation macro) is exceeded, while the queue entry being created currently contains *nnnnnnnnnnnnnnnn* list or punch records.

If tape spooling of list output is active (DISP=T in \* \$\$ LST statement) and end-of-volume occurs, VSE/POWER will segment the output and request another tape to be mounted. In this case, message 1Q58A is also issued.

**System Action:** Processing of this job continues.

**Programmer Response:** None.

**Operator Response:** Issue a PSTOP or PFLUSH, if desired.

---

**1Q53I**      **OUTPUT SEGMENTED FOR** *jobname*  
*jobnumber jobsuffix partition-id, cuu*

**Explanation:** Output segmentation occurs because either:

- The number of records specified in the RBS operand of the \* \$\$ LST statement or the \* \$\$ PUN statement is exceeded, or
- Command Driven Segmentation has been requested by PSEGMENT F7,FEE or PALTER LST, ..., SEGMENT=..., or
- EOV is reached if output is spooled to tape.

**System Action:** Processing of this job continues. For tape spooling, message 1Q58A is issued.

**Programmer Response:** None.

**Operator Response:** Start a writer task. If tape spooling, mount another tape and activate the task again.

---

**1Q54t**      **[FCB | UCS] ERROR FOR** *jobname jobnumber*  
*task-id,cuu PHASE= pppppppp RC=nnnn*

**Explanation:** The message type code may be:

- A**      - for FCB error  
**I**      - for UCS error

The reason for the error is implied by the reason code (RC); *nnnn* can be one of the following:

- RC=0001:** Phase not found in the library.  
**RC=0002:** Incorrect phase length. Refer to *z/VSE System Control Statements*, for the correct length.  
**RC=0003:** Invalid FCB phase name prefix (3800 only).  
**RC=0004:** Invalid channel specified.  
**RC=0005:** FCB image does not have valid end indication.  
**RC=0006:** Wrong lines/page flag in first or last half inch of page (3800 only).  
**RC=0007:** Loading a new format FCB on a non-D/T4248 printer.  
**RC=00FF:** FCB load function did not complete successfully. Check the previous messages concerning this task.  
**RC=F0xx:** FCB load error; *xx* is the return code supplied by the LFCB macro. See "VSE/Advanced Functions Return Codes" on page 752 .  
**RC=F1xx:** FCB load error; *xx* is the return code supplied by the LOAD macro.

**System Action:** When the error occurred

1. during execution time for an FCB specified in a \* \$\$ LST statement or for the default FCB, an LTAB is used which is selected according to the following rules:
  - a. If a valid LTAB was specified in a \* \$\$ LST statement, this LTAB is used.
  - b. If no LTAB or an invalid LTAB was specified in a \* \$\$ LST statement, the LTAB of the POWER macro is used.

Job execution continues and the corresponding list entry is spooled without any FCB specification (resulting in loading of the default FCB at real print time).

2. during printing time, the task is terminated.

When the error occurred during printing time, the task is terminated.

**Programmer Response:** Take action as necessary.

**Operator Response:** If correct list output depends on a specific FCB or UCS image, try to PFLUSH (with the HOLD option) the job, inform your system programmer to correct the job and rerun the job.

**Note:** If the LUCB command is used, the following VSE/POWER output may use a wrong UCS image when printing. It is advisable to issue a PSTOP command for the LST task followed by a new PSTART command.

---

**1Q55A**      **1. SPECIFY TAPE ADDRESS FOR** *jobname*  
*jobnumber partition-id,cuu* — **REPLY:** PGO  
*partition-id,cuu,tapeaddr...*  
**2. SPECIFY TAPE ADDRESS FOR** *task-id,cuu*  
— **REPLY:** PGO *task-id,cuu,tapeaddr*

**Note:** The numbers on the left will not actually appear on your screen. They have been added here as a retrieval aid only.

**Explanation:** According to the message text:

1. In the \* \$\$ LST/PUN statement, the disposition was specified as T, but no tape address was specified, or the tape address was invalid or was already in use (see 1Q1AI).
2. The tape unit specified for a tape writer task cannot be accepted as stated in preceding message 1Q1AI.

**System Action:** Waits for an operator response via PGO command.

**Programmer Response:** None.

**Operator Response:** According to the message text:

1.
  - Pass the tape address using the following command  
`PGO partition-id,cuu,tuu[,X'ss']`

where *tuu* = channel and unit number of the tape drive, and *ss* = density of the tape.

- Or set the disposition to H for spooling to disk entering  
`PGO partition-id,cuu.`

2.

- Pass the tape address using the following command  
`PGO task-id,cuu,tuu`

where *tuu* = channel and unit number of the tape drive.

- Or stop the tape write task entering  
`PGO task-id,cuu.`

---

**1Q56I**      **INVALID TAPE ADDRESS/MODE SET** *task*

**Explanation:** One of the following:

1. The response to message 1Q55A was invalid for one of the following reasons:
  - The specified device address or mode was invalid
  - The specified device address was not that of a tape drive
  - The specified tape drive is owned by another partition
2. An invalid density was set with a SETMOD command.

**System Action:** One of the following:

- Message 1Q55A is issued.

- The command is ignored.

**Programmer Response:** Correct \* \$\$ LST/PUN statement if necessary.

**Operator Response:** Notify programmer if necessary.

---

**1Q57A PLEASE REMOVE WRITE PROTECTION ON *dev* FOR {*task, cuu* | *task*} (REPLY: {*PGOtask, cuu...* | *PGOdev...*})**

**Explanation:** The tape or cartridge mounted on device *dev* is write-protected.

**System Action:** VSE/POWER has unloaded the tape device *dev* and waits for an operator response.

**System Programmer Response:** None.

**Operator Response:** To have the *task* continue processing:

1. For a cartridge — set the write-protect switch from write-protected to write-enabled on the cartridge mounted on device *dev*.

For a tape — put the file-protect ring on the tape mounted on device *dev*.

2. Either of the actions below:

- If the message displays *task, cuu* then:

To continue with the *task*, ready the device and reply with

PGO *task, cuu*

To set the disposition to H for disk spooling, reply with

PGO *task, cuu, CANCEL*

- If the message displays only *task* then:

To continue with the *task*, ready the device and reply with

PGO *dev*

Terminate the *task* by replying with

PGO *dev, CANCEL*

---

**1Q58A MOUNT TAPE ON *dev* FOR {*jobname jobnumber task, cuu* | *task*} (REPLY: {*PGOtask, cuu...* | *PGOdev...*})**

**Explanation:** One of the following:

1. A valid tape address was found in the \* \$\$ LST or \* \$\$ PUN statement, and the operator is requested to mount a tape.
2. When processing multiple-volume files and EOVS is reached, the operator is requested to mount another tape or to terminate the task.
3. A PSTART RDR, *cuu* was entered to initiate a SYSIN reader.
4. A PDISPLAY tape command was entered to request a tape display.
5. A POFFLOAD command was entered and no tape was mounted on the specified unit.

**System Action:** System waits for an operator response.

**Programmer Response:** None.

**Operator Response:**

1. Mount the requested tape on the device *dev*. If a multiple-file volume is used, ensure that the correct tape is mounted. If the message occurs during a POFFLOAD BACKUP run, keep a record of the tape reels (or cartridges) that contain the complete backup. This helps you avoid inadvertent partial load when the backed up queue is to be restored.
2. Either of the actions below.
  - If the message displays *jobname jobnumber task, cuu* then:

To continue with the *task*, reply with

PGO *task, cuu*

Terminate the *task* by replying with

PGO *task, cuu, CANCEL*

**Note:** In case of EOVS reached, the latter 'CANCEL' request will result in continuation of spooling to disk.

- If the message displays only *task*, reply with

PGO *dev* or PGO *dev, CANCEL*

---

**1Q59I *task, cuu* WAITING FOR REAL/PFIXED STORAGE, xxxxxxxx BYTES REQUESTED**

**Explanation:** The real storage available during execution is insufficient.

**System Action:** The task is put into the wait state until another task releases storage for the present task to use. Otherwise the system waits for an operator response.

**System Programmer Response:** If the message occurs frequently, allocate more processor storage to the VSE/POWER partition when the system is started up anew.

**Operator Response:** One of the following:

- If the message displays the name of the VSE/POWER initiator *task*, then:
  1. Cancel the VSE/POWER partition (CANCEL Fn).
  2. Allocate more SETPFIX-LIMIT storage to the partition by the SETPFIX LIMIT=*nnn*K command for the VSE/POWER partition.
  3. Start up VSE/POWER again.
- Use the PDISPLAY A command to see which tasks are active. Cancel one or more low-priority tasks to free processor storage for your high-priority tasks. If networking is active with multiple transmitter and receiver tasks, cancel a transmitter or receiver task.
- Track the SETPFIX-LIMIT storage consumption of the VSE/POWER partition Fx using following commands:
  - PDISPLAY STATUS, for allocated, maximum or current fixable storage values.
  - MAP Fx, for limit and actual PFXed values

If this message occurs frequently, report it to your system programmer for tuning of the VSE/POWER partition according to "Fixable- and Virtual-Storage Requirements" in *VSE/POWER Administration and Operation*.

---

**1Q5AI INVALID TAPE MOUNTED ON *dev* FOR *task, cuu* RC=*nnnn***

**Explanation:** The return code RC=*nnnn* indicates the error type:

- RC=0001:** A SYSIN tape was checked and the block size is not a multiple of 80 bytes nor 81 byte length.
- RC=0002:** The spool tape begins with an incorrect length queue record. Either:
- the tape is empty, or
  - the tape has an erroneous record.
- RC=0003:** A SYSIN tape was checked and the record size is incorrect - it happens to be the length of a queue record (and is probably a spool tape).
- RC=0004:** Contains an invalid queue record.
- RC=0008:** A SYSIN tape was read and an incorrect record was read (length=0).



- RC=0009: In reply to message 1QB9A the operator replied to unload the present tape.
- RC=000C: A labeled tape does not have a trailer label following a tape mark.
- RC=000D: An empty labeled tape was read. Tape processing stops.
- RC=000E: The tape being processed does not have a matching label. Tape processing stops.

**System Action:** Either message 1Q58A or 1QG0A follows, or task stops. The tape is unloaded.

**Programmer Response:** If incorrect SYSIN tape then correct and resubmit.

**Operator Response:** If incorrect SYSIN tape then notify your programmer.

**1Q5BI NO TRAILER LABEL FOUND ON *dev* FOR *task***

**Explanation:** No valid trailer label could be found on the input tape.

**System Action:** Either:

1. Normal end of task, or
2. If a multiple-volume file is used, the subsequent volume is requested, and the tape is opened.

**Programmer Response:** Check the validity of the input tape.

**Operator Response:** Either:

1. Submit console log sheet to the programmer, or
2. Reply to the message 1Q58A.

**1Q5CI [commandcode] MODE VERIFICATION FAILED, CURRENT MODE TAKEN [FOR *jobname jobno. part.-id, cuu*]**

**Explanation:** One of the following:

1. The VSE/Advanced Functions tape mode verification phase \$IJBSSYS could not be found in the SVA. The specified mode cannot be checked for the requested command or for the tape spooling attempt.
2. The VSE/Advanced Functions subtask providing entry into \$IJBSSYS has abnormally terminated with message 1Q2CI; therefore the specified mode cannot be verified.

**System Action:** The requested tape task or job spooling to tape will continue with the current mode setting as established at IPL time or by a later ASSGN statement.

**System Programmer Response:** Provide the support as required to correct the problem.

**Operator Response:** According to above explanation:

1. Inform your system programmer to provide the required phase.
2. If a dump sublibrary is defined for the VSE/POWER partition, an Idump was taken to document the failure of the VSE/Advanced Functions service subtask; give this dump to your system programmer.

**1Q5DI EXECUTION COMPLETED FOR *jobname nnnnn* [ON *node-id*], RC=*return code*, TIME=*hh:mm:ss***

**Explanation:** A job with the NTFY parameter specified in the \* \$\$ JOB statement has finished execution on node *node-id*. The return code presented with the message is the highest return code for the VSE/POWER job as given by VSE job control. If no return code is supplied by the VSE job, then \*\*\*\* will be displayed as the return code.

**System Action:** The output is put into the VSE/POWER output queues if the final destination is this node, or it is scheduled for transmission to the final destination. The output

is only made available in the output queue if PURGE=*mmm* has not become effective.

**Programmer Response:** None.

**Operator Response:** None.

**1Q5EI DTR\$DYN*n*.Z INTERNAL PLOAD DYNC FAILURE, RC/FB=*rrff***

**Explanation:**

1. The internal call of the VSE/AF macro DYNCLASS ID=GET has returned register 15 code *rr* and register 0 feedback code *ff* with the following reasons for failure:
  - RC/FB=0400: Either member DTR\$DYN*n*.Z is not found on IJSYSRS.SYSLIB, or member DTR\$DYN*n*.Z is empty, or member DTR\$DYN*n*.Z does not contain valid dynamic class structure(s).
  - RC/FB=0C00: The VSE/POWER partition GETVIS area is currently too small for a VSE/AF Librarian GETVIS request.
  - RC/FB=10ff: An internal VSE/AF Librarian failure occurred with a feedback code of *X'ff*.
  - RC/FB=1400: The Access Control Facility has detected a security violation at the VSE/POWER access to member DTR\$DYN*n*.Z.
  - RC/FB=1800: The VSE/AF Librarian phase IJBDCTL (Dynamic Class Table interface program) cannot be located in the SVA.
2. The VSE/POWER asynchronous service subtask (AS) used to drive the DYNCLASS ID=GET request has abnormally terminated, indicated by RC/FB=FF00.

**System Action:** The PLOAD DYNC command fails.

**System Programmer Response:** (action corresponding to explanation number)

1. Check the reason and correct the cause, if possible on your own, or report the failure to your IBM representative.
2. Collect the printlog with the AS-subtask failure message 1Q2CI and the IDUMP produced subsequently. Inform your IBM representative.

**Operator Response:** (action corresponding to explanation number)

1. In case of RC/FB=0C00, resubmit the command again to meet other dynamic GETVIS resource conditions. In all other cases inform your system programmer.
2. Resubmit the command again and inform your system programmer.

**1Q5FI FORMATTED COMMAND PROCESSING NOT SUPPORTED**

**Explanation:** A Nodal message record (NMR), containing a formatted command, was received from the network for processing by VSE/POWER.

**System Action:** The command is ignored.

**System Programmer Response:** None.

**Operator Response:** Specify the appropriate VSE/POWER command.

**1Q5GI INVALID STATEMENT FROM IPWSEGM MACRO, COL=*nnnnn* RC=*nnnnn*, *jobname jobnumb partid***

**Explanation:** An invalid VSE/POWER JECL statement was submitted via the IPWSEGM macro with COL= indicates the column location where the error occurred and RC= indicates the error cause:



**RC=0C04:** no devices of the type indicated by the JECL statement (LST or PUN) were being spooled (internal error, COL=meaningless)

**RC=0C08:** invalid operand delimiter was used

**RC=0C0C:** unknown statement keyword was used

**RC=0C10:** invalid keyword value was used

**Note:** The presented RC=value corresponds to the IPWSEGM macro Return/Feedback Code in return register 15.

**System Action:** The job is flushed.

**Programmer Response:** Correct the statement and resubmit the job.

**Operator Response:** Notify the application programmer.

**1Q5JI** / .....(50 bytes text)..... /

**Explanation:** The message displays an invalid IPWSEGM statement framed between the "/" and "/" characters. If the statement contains the PWD= parameter with a correct value length, the value will be marked with asterisks.

**System Action:** The message is followed by the message 1Q5GI.

**Programmer Response:** Correct the statement and resubmit the job.

**Operator Response:** Notify the application programmer.

**1Q5KI** TAPE SPOOLING FORCED TO DISK [DUE TO BLOCKED LTA, PHASE=aaaaaaa,]  
*jobname jobnum partid, cuu*

**Explanation:** Either the operator has decided (see 1Q55A or 1Q57A) to switch from tape to disk spooling, or an error occurred while spooling to tape.

1. If the text occurs: "DUE TO BLOCKED LTA", VSE/POWER prepared an open on a tape to perform tape spooling using the VSE SAM support. But the I/O from the user partition *partid* occurred while the logical transient area (LTA) was owned by the partition, thus causing threat of a deadlock situation (SAM requires the LTA). "PHASE=" indicates the phase name loaded in the LTA at that time.
2. Otherwise, see other preceding error message(s).

**System Action:** The tape spooling does not occur and instead the spooling is forced to disk with disposition "H" (hold).

**Programmer Response:** If the problem is due to the LTA being blocked and occurs frequently, then consider:

- determining the program that is occupying the LTA. If it is a user program consider removing the program out of the LTA (for example, putting it in the SVA),
- using VSE/POWER non-SAM tape spooling.

**Operator Response:** Notify your system programmer.

**1Q5LI** VSE/POWER OFFLOAD TERMINATED FOR UNIT *cuu* [JOURNAL LST ENTRY \$OF] *nnnn* CREATED]

**Explanation:** The operator has entered either a PSTOP *cuu* or a PGO *cuu*, CANCEL command for the VSE/POWER Offload function or the function has terminated due to other conditions (see other messages for the tape unit *cuu*). If additionally indicated, a journaling report spool entry has been created due to the POFFLOAD ...JOURNAL=YES command, and spooled to the LST queue with the job name \$OF] *nnnn* where '*nnnn*' is the last four digits of the VSE/POWER assigned job number.

**System Action:** The task is terminated.

**Programmer Response:** None.

**Operator Response:** None.

**1Q5MI** OFFLOAD {BACKUP|SAVE|PICKUP} JOURNALING ON *tapecuu* TERMINATED, RC=*nnnn*, task TRACE=*ccccccc*

**Explanation:** POFFLOAD journaling on unit *tapecuu* has been terminated abnormally. The return code RC= issued by the task gives the reason, where

**RC=01xx:**

System storage resources for producing the journal were not immediately available when the POFFLOAD command was issued.

- **0101=** the offload *task* was waiting on pfixed storage (JCA,module IPW\$\$CO or TCB, module IPW\$\$OF)
- **0102=** the offload *task* was waiting on journaling partner task (module IPW\$\$PS) virtual storage (module IPW\$\$OF)

**RC=0200:**

A queue file or data file I/O error occurred for the journaling partner *task* (module IPW\$\$PS) when producing the LST queue entry

**RC=03xx:**

A timeout occurred when the POFFLOAD task requested the writing of a journal entry to the LST spool entry, where xx indicates the location

- **0301=** the timeout occurred at module IPW\$\$OF journaling trace point 0301
- **0302=** ... etc.

**RC=0400:**

An internal errorabend for the journaling partner *task* module IPW\$\$PS) occurred (unknown request received from the POFFLOAD task, module IPW\$\$OF or IPW\$\$TR).

**RC=0500:**

A short-on-space (SOS) condition occurred for either the data file or queue file for the POFFLOAD journaling partner task (module IPW\$\$PS) when producing the journal LST queue entry

**RC=0600:**

Nothing spooled to POFFLOAD tape (following message 1Q2BI).

**RC=9999:**

Unknown failure caused POFFLOAD journal partner *task* (module IPW\$\$PS) to terminate.

TRACE=*ccccccc*

an internal trace indicating the location of the problem and previous execution paths for IBM maintenance personnel

**System Action:**

- If RC=01xx, 0200, 0400, 0500, or 9999 then the POFFLOAD task continues as normal without journaling.
- If RC=03xx then the POFFLOAD task, which is processing with the partner task to do the handling of the journal LST spool entry (module IPW\$\$PS), has detected an internal timeout error of the partner task and has attempted to force termination of it. If the attempt succeeds, then the POFFLOAD task continues as normal without journaling. But if the attempt also times out, then POFFLOAD task will enter termination and the tape unit *tapecuu* is freed with

message 1Q33I. If the partner task has still not terminated then the message 1QZ0I RC=0057 is issued (see message 1QZ0I for details).

- If RC=0600 then the POFFLOAD journal LST is empty and is discarded.

**Programmer Response:** See the System Programmer Action for the preceding message(s).

**Operator Response:** A PDISPLAY ...,TAPE=*cuu*,OUT= command can be issued to obtain a listing of the tape contents.

#### 1Q5NI OFFLOADING ERROR ON *task, cuu*, JOURNAL LST ENTRY \$OFJ*nnnn* CREATED

**Explanation:** POFFLOAD on unit *cuu* suffered an error or was cancelled by PSTOP *cuu*,FORCE causing the task to be cancelled while journaling (see previous message(s)). A journaling report spool entry has been created due to the POFFLOAD ...,JOURNAL=YES command, and spooled to the LST queue with jobname \$OFJ*nnnn* where *nnnn* is the last four digits of the VSE/POWER assigned job number. The journal will indicate the spool contents of the offload tape at the time of the error. The contents can be reloaded if the tape is readable (important for POFFLOAD SAVE). However, the loading of the entries will end with an error message due to the tape not being successfully closed.

**System Action:** The POFFLOAD function terminates.

**System Programmer Response:** None.

**Operator Response:** None.

#### 1Q50I CARTRIDGE ON *cuu* ALREADY WRITTEN ONCE - REJECTED FOR {*task, cuu* | *task*}

**Explanation:** The cartridge mounted on *cuu* is a 3592 WORM cartridge positioned at its load point and already contains user data. They cannot be overwritten by non-labelled POFFLOAD BACKUP/PICKUP/SAVE or DISP=T processing.

**System Action:** The cartridge on *cuu* is unloaded and VSE/POWER prompts you by message 1Q58A.

**System Programmer Response:** None.

**Operator Response:** React upon message 1Q58A and

- either mount a new 'empty' cartridge
- or - if POFFLOAD ...,NOREW is intended - position the re-mounted cartridge behind the data of the last POFFLOAD command using the AR command 'MTC EOF,*cuu*'

and then let the task continue with the PGO command as prompted by message 1Q58A.

#### 1Q60I OPEN FAILURE ON PACCOUNT OUTPUT DEVICE

**Explanation:** A PACCOUNT command was issued, but the output file cannot be opened, probably due to incorrect DLBL or EXTENT information if the file is on DASD; or due to incorrect TLBL information if the file is on a standard-labeled tape; or the device on which the disk output file resides is different than the account file device.

**System Action:** The PACCOUNT command is not executed.

**System Programmer Response:** Correct any incorrect DLBL or EXTENT statements if necessary.

**Operator Response:** Correct the error that caused the open failure and submit the PACCOUNT command again. Notify your system programmer if any file definition changes are required

#### 1Q61A UNRECOVERABLE I/O ERROR ON *task, cuu* - REPLY: PGO *cuu*, {CANCEL | IGNORE | RESTART | RESTART,N}

**Explanation:** An unrecoverable I/O error occurred on the printer/punch device *cuu* as indicated in the message.

**System Action:** The system waits for a response.

**System Programmer Response:** None.

**Operator Response:** Either of the actions below.

- To terminate the task, reply with

PGO *cuu*,CANCEL

- To let the task continue, reply with

PGO *cuu*,IGNORE

Then VSE/POWER either ignores the CCW-command that caused the error or bypasses the error, whichever applies. VSE/POWER may issue another message.

- To restart the task for the pages/cards not yet printed/punched, reply with

PGO *cuu*,RESTART

- To restart the list (only) task for the pages not yet printed minus N pages before, reply with

PGO *cuu*,RESTART,N

For N specify a number up to six digits.

#### 1Q61I {UNRECOVERABLE I/O ERROR ON *dev-description* | {READ | WRITE} I/O ERROR ON *dev-description*, {CDK=*ccccchhhrr* | FBA=*block no*}, BLOCK=*q-block no* | DBLK *no*}

**Explanation:** An unrecoverable I/O error occurred on the file indicated in the message, where *dev-description* can be one of the following:

*cuu* Unit record or tape device at address *cuu*.

ACCOUNT FILE *cuu*

Account file SYS000 at address *cuu*.

DFILE *nn cuu*

Data file SYS0*nn* (*nn* = any number from 2 to 33 at address *cuu*).

PACCOUNT OUTPUT DEVICE

Device as specified in the PACCOUNT command.

QFILE 01 *cuu*

Queue file SYS001 at address *cuu*.

Associated error messages may be displayed as result of the error. The error could be caused by one of the following:

1. The channel, control unit or device is malfunctioning. This may be determined by moving the volume (if moveable) to a new drive, control unit or channel and restarting VSE/POWER.
2. The recording surface is bad, possibly indicated by the nature and the distribution of the CCHHR/FBA block no information.
3. The VSE/POWER Queue File or Data File has been overwritten by improper data set assignment and protection procedures. This may be indicated by wrong length indicators.
4. CPU malfunction (calculating incorrect record number of the seek address) as described under 'reason' note of message 1Q6KA.

The CDK seek address as well as the FBA block number are shown in hex presentation, while the queue record block or DBLK number are shown in decimal.

**System Action:** VSE/POWER issues an additional message depending on the severity of the error.

**System Programmer Response:** Take steps necessary to prevent a degradation in overall performance or any (further) loss of data. If disk I/O error has occurred, then consider defining alternate extents as a circumvention.

**Operator Response:** Notify your system programmer.

#### 1Q62I QUEUE CONTROL AREA UNACCESSIBLE, RC=nnnn

**Explanation:** One of the following:

- RC=0001** An unrecoverable I/O error has occurred while either reading or writing from/to the queue control area.
- RC=0002** The slot manager was trying to read/write a DBLK with an invalid DBLK number. The relative DBLK number cannot be located in one of the data file extents.

**System Action:** The entire queue control area is deleted. This means that all devices controlled by DST tasks that are currently waiting for work will never be re-activated.

**System Programmer Response:** Take steps necessary to prevent a degradation in overall performance or any (further) loss of data. If disk I/O error has occurred then consider defining alternate extents as a circumvention. If RC=0002 notify IBM.

**Operator Response:** Notify your system programmer. Issue a PINQUIRE ALL to determine which DST tasks are waiting for work and issue a PSTOP for each of these tasks. If the devices controlled by these tasks are required for further processing, then issue a PSTART for each of the devices. If RC=0002, perform a cold start as soon as possible because the data file is corrupted.

#### 1Q63I PERM I/O ERROR WRITING/READING QUEUE FILE MASTER RECORD

**Explanation:** An unrecoverable I/O error has occurred when the master record was read from, or written onto, the queue file.

**System Action:** One of the following:

1. If the I/O error occurred during initialization of VSE/POWER, an attempt is made to reconstruct the master record based on the information provided in the generation table.

**Note:** All DBLK groups previously in the free DBLK group chain are lost after master record reconstruction.

2. If the I/O error occurred while writing back the master record to disk, VSE/POWER will attempt to reformat the queue file disk extent.
3. In all other cases, VSE/POWER is terminated with message 1Q76I.

**System Programmer Response:** Take steps necessary to prevent a degradation in overall performance or any (further) loss of data. If disk I/O error has occurred then consider defining alternate extents as a circumvention.

**Operator Response:** Notify your system programmer. To reinitialize VSE/POWER, perform a cold start, if necessary, with different extents for the queue file (IJQFILE). Assign alternate tracks or blocks as necessary; different extents may be desirable for better performance if there are too many

alternate tracks or blocks assigned for the original extents.

#### 1Q64I JOB jobname number queue ENTRY DELETED [- nnnnnnnnnnnnnn DBLK GROUP(S) LOST]

**Explanation:** An unrecoverable error occurred or a PSTOP command was issued while reading input, or the error was caused by an incorrect data record in a DBLK group.

**System Action:** The entire queue entry for this VSE/POWER job or job segment is deleted. In case of I/O error the associated DBLK groups of the VSE/POWER data file will not be used again and are lost. The task is terminated with an additional message.

**Programmer Response:** If due to I/O error then take steps necessary to prevent a degradation in overall performance or any (further) loss of data. If disk I/O error has occurred then consider defining alternate extents as a circumvention. If job has been deleted ("DBLK GROUPS LOST") then resubmit the job.

**Operator Response:** Resubmit the job indicated in the message (after performing backup procedures, if necessary, on the user master file). If error due to I/O error notify your system programmer. If job deleted notify your programmer.

#### 1Q65I JOB jobname number suffix queue ERRONEOUS, OPERATOR SHOULD DELETE

**Explanation:** An I/O error occurred on the data file while processing a POFFLOAD command, or processing a POFFLOAD PICKUP command.

**System Action:** The POFFLOAD BACKUP command is terminated.

**System Programmer Response:** Take steps necessary to prevent a degradation in overall performance or any (further) loss of data. If disk I/O error has occurred then consider defining alternate extents as a circumvention.

**Programmer Response:** Rerun or re-submit the job to replace the lost data.

**Operator Response:** Notify your programmer. Delete the queue entry named in the message if programmer consents.

#### 1Q66I ACCOUNT FILE KEPT

**Explanation:** An unrecoverable I/O error occurred on the account file (IJAFILE) or on the PACCOUNT output device after a PACCOUNT command was issued. The IJAFILE file is still usable.

**System Action:** The PACCOUNT task is terminated with message 1Q72I.

**System Programmer Response:** If disk I/O error has occurred then consider defining alternate extents as a circumvention.

**Operator Response:** Notify your system programmer. If the I/O error occurred on the PACCOUNT output device, issue the PACCOUNT command again with a different output device.

#### 1Q67I NO EXIT ROUTINE CURRENTLY LOADED

**Explanation:** An attempt was made to change the status of an exit routine via the PVARV command or a PDISPLAY EXIT command was issued, but there is no exit routine currently loaded.

**System Action:** The command is ignored.

**System Programmer Response:** Load the appropriate exit routine via the PLOAD command or via VSE/POWER initialization and try the command again.

**Operator Response:** Contact your system programmer.

**1Q68I**      **SEGMENTATION FORCED FOR** *jobname*  
*jobnumber partition-id, cuu*

**Explanation:** An unrecoverable I/O error occurred on the data file (IJDFILE).

**System Action:** Message 1Q69I is issued. The job continues processing. If the I/O error occurred on an output queue entry of this partition, it is deleted.

**Programmer Response:** None.

**Operator Response:** None.

**1Q69I**      **DEFAULT OPTIONS TAKEN FOR** *jobname*  
*jobnumber partition-id, cuu*

**Explanation:** An unrecoverable I/O error occurred, and, after output segmentation, all options in JECL commands are set to their defaults.

**System Action:** Processing continues on this basis. The output is spooled to disk, if tape spooling was active.

**Programmer Response:** If the defaults are not suitable, resubmit the job.

**Operator Response:** None.

**1Q6AI**      *pdisplay-response line*

**Explanation:** The operator issued a PDISPLAY DYNC command or a PLOAD DYNC command, which triggers a PDISPLAY DYNC command internally. For a discussion of *pdisplay-response lines*, see *VSE/POWER Administration and Operation*.

**System Action:** The requested information is displayed.

**System Programmer Response:** None.

**Operator Response:** None.

- 1Q6BI**
1. DYNAMIC CLASS TABLE LOADED SUCCESSFULLY
  2. DYNAMIC CLASS TABLE LOADED - WITH INVALID CLASSES
  3. DYNAMIC CLASS TABLE NOT LOADED
  4. DYNAMIC CLASS TABLE VERIFIED
  5. DYNAMIC CLASS TABLE DISPLAYED IN LIST ENTRY \$DYDnnnn
  6. DYNAMIC CLASS TABLE NOT LOADED - ACTIVE CLASS(ES) MISSING
  7. DYNAMIC CLASS TABLE NOT LOADED - NO DYNAMIC PARTITIONS DEFINED

**Note:** The numbers on the left will not actually appear on your screen. They have been added here as a retrieval aid only.

**Explanation:** The operator issued a PLOAD DYNC command with different results according to the message format of the above list:

1. PLOAD DYNC,FORCE or COND has found all classes of the new dynamic class table specified correctly. It has activated this dynamic class table with all requested classes enabled for scheduling of dynamic partitions.
2. PLOAD DYNC,FORCE has found at least one class of the new dynamic class table specified incorrectly. It has

activated this dynamic class table with all requested valid classes enabled for scheduling of dynamic partitions.

3. PLOAD DYNC,COND has found at least one class of the new dynamic class table specified incorrectly. Therefore it has not activated this class table.
4. PLOAD DYNC,VERIFY has checked a new dynamic class table for correct specifications and has produced a status report of this table. The possibly active dynamic class table remains unchanged.
5. The PLOAD DYNC or PDISPLAY DYNC command has been entered with the LST operand. The above message identifies the name of the list queue entry that contains the display lines of the dynamic class table.
6. In the currently active dynamic class table the PLOAD DYNC,FORCE or COND command has found a dynamic class with still active dynamic partition(s), but this class is not contained in the new dynamic class table to be loaded.
7. The PLOAD DYNC,FORCE or COND command has been entered, but the IPL SYS command does not define support for dynamic partitions by the "NPARTS=" operand.

**System Action:** According to the message number of the preceding list: For message versions 1 and 2, dynamic partition scheduling is continued according to the new dynamic class table. The following internal changes are triggered too:

- The priority string as defined by the PRTY command may be changed with respect to dynamic classes.
- The value set by the TPBAL command is reset to zero.

For message versions 3,4,6, and 7, dynamic partition scheduling is continued as established before the PLOAD command.

**System Programmer Response:** According to the message number of the preceding list: For message version 3, correct the class specifications which are flagged invalid and then re-enter the PLOAD command. For message version 7, specify a value > 12 for the NPARTS operand of the SYS command.

**Operator Response:** According to the message number of the preceding list: For message version 2, if invalid classes flagged "INV-SP" are displayed, you may use the PLOAD DYNC,VERIFY command to obtain detailed spooled device error messages. For message version 6, use the PDISPLAY DYNC command to display attributes of the currently active dynamic class table. Identify the active class(es) not contained in the new dynamic class table. Either extend the new table by the missing class(es) and re-enter the PLOAD command, or disable the active class(es) in the active dynamic class table. Wait for termination of their defined dynamic partitions and then re-enter the PLOAD command. Notify system programmer where necessary.

**1Q6CI**      *commandcode* **NO ACTIVE DYNAMIC CLASS TABLE LOADED**

**Explanation:** The operator issued a PDISPLAY DYNC or a PVARY DYNC command for the active dynamic class table, but this table has not been loaded into the supervisor area yet.

**System Action:** The command is ignored.

**System Programmer Response:** None.

**Operator Response:** First, use the PLOAD DYNC command to load an active dynamic class table into the supervisor area so that PDISPLAY DYNC and PVARY DYNC commands may be applicable.



---

**1Q6DA**      **RESERVED GETVIS SUBPOOL-ID IJBPCn  
ALREADY USED, CLASS 'c' DISABLED**

**Explanation:** During allocation of dynamic partition *cn*, the supervisor-reserved SVA GETVIS subpool-id IJBPCn was detected to already be in use by any user program.

**System Action:** The requested dynamic partition cannot be allocated. To avoid recursive failure, VSE/POWER disables class *c* for allocation of dynamic partitions.

**System Programmer Response:** Identify the user program that issues SVA GETVIS requests for subpool-id IJBPCn and modify the used subpool name.

**Operator Response:** As long as the user program has not been corrected, you may enable the dynamic class *c* using the PVAR Y DYNC command; provided the user program has terminated its processing. In all cases, inform your system programmer.

---

**1Q6EI**      **CLASS 'x' NOT DEFINED IN ACTIVE  
DYNAMIC CLASS TABLE**

**Explanation:** A PVAR Y DYNC,...,class command has been issued, but the specified dynamic class *x* cannot be located in the active Dynamic Class Table for enabling or disabling.

**System Action:** The PVAR Y request is ignored for the specified class. Any other acceptable class(es) specified will be processed.

**System Programmer Response:** None.

**Operator Response:** Use the PDISP LAY DYNC,ALL command to see the range of all currently active dynamic classes. Re-issue the PVAR Y DYNC command, if required.

---

**1Q6FA**      **BRING UP OF DYNAMIC PARTITION cn  
HAS FAILED, RC=nnnn, CLASS 'c'  
DISABLED**

**Explanation:** An internal error has been detected during the bring up phase of the dynamic partition *cn*. The reason is implied by the reason code (RC); *nnnn* may be one of the following:

**RC=0001:**      The internally launched PSTART command for partition *cn* has failed as documented by the preceding VSE/POWER message issued by the PSTART processor.

**RC=0002:**      During preparation processing for the dynamic partition *cn* the VSE Supervisor or Job Control has detected resource constraints or specification errors that do not allow for initialization of the dynamic partition. The failure is documented by a preceding Job Control message.

**RC=0003:**      During preparation processing for the dynamic partition *cn* the VSE Supervisor has detected failing return codes from a GETVIS request in the Space GETVIS Area of the dynamic partition *cn*.

**System Action:** The job selected for execution in the dynamic partition *cn* is returned to the reader queue. The dynamic class *c* is disabled for further job scheduling in order to avoid recursive failure.

**System Programmer Response:** According to code *nnnn* the following action is suggested

**RC=0001:**      Interpret the PSTART failure message and correct the specifications of class *c*. Then

reload the dynamic class table using the PLOAD DYNC command.

**RC=0002:**      Interpret the Job Control failure message. Use the PDISP LAY DYNC command to identify the profile used for dynamic class *c*. Check and correct the profile specifications. Reload the dynamic class table using the PLOAD DYNC command.

**RC=0003:**      Although the failure is of internal nature, try to increase the size of the Space GETVIS Area which is defined for class *c* in member DTR\$DYN*m*.Z, where *m* can be determined from the name of the active dynamic class table as shown by the PDISP LAY DYNC command. Reload the dynamic class table using the PLOAD DYNC command.

**Operator Response:** Contact your system programmer. Although the reported failure requires corrective action, you may try to enable the failing dynamic class *c* again by PVAR Y DYNC,ENAB,*c*.

---

**1Q6GA**      **FAILING r/w-I/O REQUEST FOR  
UNDEFINED DBLK=dblk-no, task, cuu**

**Explanation:** A read (R) or write (W) request for the data file has been issued with a DBLK number (decimal) not defined for this file. The failure may be caused by either overwritten DBLK(s) on the data file or by overwritten storage areas used for the I/O request. See also 'reason' note of message 1Q6KA. The following VSE/POWER functions may be affected:

1. Alloc-DBLK-group or Free-DBLK-group(s) service
2. Data Management read data DBLK
3. Data Management write data DBLK
4. Slot Manager read/write data DBLK of QCA

**System Action:** VSE/POWER has requested an internal dump and continues according to the above listed functions:

1. Either a free DBLK group subchain or the DBLK group(s) of the entry to be deleted are dropped with message 1QF8I, and the task continues.
2. The queue entry being read is set to DISP=L with message 1Q6JI, and the task is terminated.
3. The queue entry being written is deleted with message 1Q64I (unless the entry is checkpointed), and the task is terminated.
4. The whole Queue Control Area (QCA) is deleted with message 1Q62I RC=2, and the task continues.

VSE/POWER does not wait for any operator action or response.

**Operator Response:** Inform your system programmer about the dump taken.

**System Programmer Response:** This is an indication for an internal logic error or corrupted storage. Inform your IBM representative.

When the messages 1Q6GA, 1Q6HA, or 1Q6KA re-appear, more and more free DBLK groups of the VSE/POWER Data File will be lost as stated in the PDISP LAY STATUS report by 'NUMBER OF DBLK-GROUPS LOST DUE TO I/O OR LOGIC ERROR'. Regain all DBLK groups by a VSE/POWER cold start.



**1Q6HA**      **FAILING *r/w*-I/O REQUEST FOR NON  
SER-DBLK=*dblk-no, task, cuu***

**Explanation:** A read (R) or write (W) request for the data file has been issued to link DBLK groups via the System Environmental Record (SER), however the DBLK number (decimal) is not 'last in group'. The failure may be caused by either overwritten DBLK(s) on the data file or by overwritten storage areas used for the I/O request. See also 'reason' note of message 1Q6KA.

**System Action:** VSE/POWER has requested an internal dump. Either a free DBLK group subchain or the DBLK group(s) of the entry to be deleted are dropped with message 1QF8I, and the task continues. VSE/POWER does not wait for any operator action or response.

**System Programmer Response:** See the programmer response for message 1Q6GA.

**Operator Response:** Inform your system programmer.

**1Q6JI**      **JOB *jobname jobno qid* ENTRY KEPT WITH  
{HOLD | ORIGINAL} DISPOSITION**

**Explanation:** Either:

1. During input reading an I/O request failed due to:
  - an undefined DBLK number, or
  - an incorrect SER record, or
  - a DBLK group not belonging to a queue entry, or
  - an actual read I/O error.

For more background information, refer to the explanation of the previously issued messages 1Q6GA, 1Q6KA, 1Q6LA, 1Q6UA, 1Q6VA or 1Q61I.

2. During POFFLOAD SAVE it was determined that a queue entry was too large to be contained on the single tape mounted.

**System Action:** Depending on the above explanation:

1. The task is terminated with an additional message. There is a certain chance that the data file is not overwritten. Therefore a task may be started for the subject queue entry again. The queue entry is either queued again with DISP=H/L, or (for a SAS BROWSE task) it is reset to its original disposition, or (for entry already in the deletion queue and last SAS BROWSE task suffered a read I/O error) it is deleted finally.
2. The POFFLOAD function continues with the next spool entry, if any.

**System Programmer Response:** Depending on the above explanation:

1. If the restarting of a task for the queue entry fails with the same symptoms, use the IPW\$\$DD data file dump tool to inspect the DBLK contents on disk. Inform your IBM representative.
2. None.

**Operator Response:** Depending on the above explanation:

1. Inform your system programmer.
2. Following the POFFLOAD SAVE command, alter the entry identified in the previous message 1Q7EI to its original disposition.

**1Q6KA**      **FAILING *r/w*-I/O REQUEST: NO SER IN  
SER-DBLK=*dblk-no, task, cuu***

**Explanation:** A read (R) or write (W) request has been issued for a DBLK number (decimal) which is 'last in group', however the DBLK I/O area does not start with a valid System Environmental Record (SER), which is mainly used for

chaining DBLKs. The failure may be caused by either overwritten DBLK(s) on the data file (in the case of read) or by overwritten storage areas used for the write I/O request. The following VSE/POWER functions may be affected:

1. Alloc-DBLK-group or Free-DBLK-group(s) service
2. Data Management read data DBLK
3. Data Management write data DBLK
4. Slot Manager read/write data DBLK of QCA

In the case of a read request for a DBLK, its physical location on disk is identified by the subsequent message 1Q61I.

**Note:** Another reason for message 1Q6KA, 1Q6HA, 1Q6GA may also be malfunction (at divide operations!) of the CPU register board (due to overheating), as observed more than once with NON-IBM hardware. See also message 1QFAA for other reasons.

**System Action:** VSE/POWER has requested an internal dump. See the system action for message 1Q6GA.

VSE/POWER does not wait for any operator action or response.

**System Programmer Response:** See the system programmer action for message 1Q6GA.

**Operator Response:** Inform your system programmer.

**1Q6LA**      **INVALID LOGICAL RECORD LENGTH  
FOUND IN DBLK, TASK TERMINATED  
VIA I/O ERROR**

**Explanation:** When stepping through the logical records of the DBLK read in, an unexpected record length of zero or greater than 32767 does not allow processing to continue. The failure may be caused by one of the following:

- A VSE/POWER logic error occurred when spooling input for the subject queue entry.
- The I/O area was overwritten at input spooling time or current reading time.
- A data transfer error from the input device occurred at current reading time.
- DBLK record(s) has/have been overwritten on the data file on disk by other software.
- Incorrect chaining of DBLKs belonging to the current queue entry occurred.

**System Action:** An internal dump is taken and an I/O error is faked by VSE/POWER in order to

- identify the DBLK location on disk, shown by message 1Q61I. The queue entry is either set to DISP=H with message 1Q6JI or the queue entry is deleted with message 1Q64I and the task is terminated.
- identify that the DBLK resides on tape, shown by message 1Q61I. The task is terminated.

VSE/POWER does not wait for any operator action or response.

**System Programmer Response:** When the restart of the task for the subject queue entry fails with the same symptoms once more, use

- the IPW\$\$DD data file dump tool to inspect the DBLKs of the queue entry on disk.
- the tape function of DITTO/ESA for VSE to inspect the DBLKs on tape.

Inform your IBM representative.

**Operator Response:** Inform your system programmer about the dump taken.

---

**1Q6MI**      *task, cuu* **INVALID LOGICAL RECORD  
LENGTH IN INTERNAL RECORD, JOB  
jobname jobnumber queue, RC=nnnn**

**Explanation:** The named POFFLOAD task detected an invalid record length in an internal record while processing the named queue entry. *jobnumber* is the number which the queue entry obtains in the local system unless option NOJNO has been specified in the POFFLOAD command.

The failure may be caused by:

1. A VSE/POWER logic error occurred when spooling the output for the subject queue entry (execution writer task).
2. An I/O area was overwritten at output spooling time or current reading time (POFFLOAD task).
3. DBLK record(s) have been overwritten on the data file on disk by other software before offloading to tape.

For a detailed explanation, see the following descriptions of the return codes:

**RC=0001:** POFFLOAD LOAD/SELECT detected a length of X'0000' in a record prefix (LDA).

**RC=0002:** POFFLOAD LOAD/SELECT detected a length greater than 32767 (32K-1) in a record prefix (LDA).

**RC=0003:** POFFLOAD LOAD/SELECT detected an internal control record section length of zero X'0000' (JHR DSHR..).

**RC=0004:** POFFLOAD LOAD/SELECT detected an internal control record section length greater than 32767 (32K-1).

**RC=0005** POFFLOAD LOAD/SELECT detected an internal control record section length error. The accumulated length of all sections is greater than the logical record length contained in the prefix (LDA).

**System Action:** VSE/POWER has requested an internal dump. The acquired queue entry and DBLK(s) will be deleted from the local system. Message 1Q64I will be issued and processing continues with the next queue entry on tape.

**System Programmer Response:** Use the PDISPLAY command to find out the position of the subject queue entry on the tape (PDISPLAY *entry*,TAPE=*cuu*,OUT=CON|LST). Use VSE/DITTO to print the data if necessary.

**Operator Response:** Inform your system programmer.

---

**1Q6NI**      **POFFLOAD PICKUP HAS SCHEDULED  
nnnnn SPOOL ENTRIES FOR OFFLOADING  
ON cuu AT mm/dd/yyyy**

**Explanation:** The POFFLOAD PICKUP command began processing at the date indicated, on tape unit *cuu*. The function has scheduled *nnnnn* entries for offloading to tape.

**System Action:** POFFLOAD PICKUP begins processing. If the offloading continues for longer than 3 minutes, then this message is followed by 1Q6PI.

**Programmer Response:** None.

**Operator Response:** None.

---

**1Q6PI**      **POFFLOAD PICKUP PROCEEDING WITH  
bbbb OUT OF cccc SPOOL ENTRIES  
STORED TO TAPE ON cuu**

**Explanation:** The POFFLOAD PICKUP command is proceeding and has already stored *bbbb* spool entries to tape,

out of *cccc* spool entries scheduled to be offloaded.

**System Action:** POFFLOAD PICKUP processing continues. If the function does not finish processing within the next 3 minutes, then the message is re-issued.

**Programmer Response:** None.

**Operator Response:** None.

---

**1Q6QI**      **JOB jobname, jobnumber, queue ENTRY KEPT  
IN CLASS 'A' WITH THE HOLD  
DISPOSITION**

**Explanation:** During 'Add to Queue' of *jobname, jobnumber* the queue record class field contained an invalid VSE/POWER class. Refer also to the previously issued message 1QZ0I.

**System Action:** The invalid class is replaced by the default class 'A'. To prevent failure of internal processing, *jobname, jobnumber* is queued with DISP=H.

**Programmer Response:** Make job *jobname, jobnumber* dispatchable in it's required class and observe the processing of the subject queue entry for further potential failure. In all cases collect the previously provided IDUMP and console log, and inform your IBM representative.

**Operator Response:** Inform your system programmer.

---

**1Q6RI**      *task, cuu* **INVALID LOGICAL RECORD  
LENGTH IN INTERNAL RECORD, JOB  
jobname jobnumber queue, RC=nnnn**

**Explanation:** The named task detected an invalid record length in an internal record while processing the named queue entry on disk or from tape.

The failure may be caused by:

1. A VSE/POWER logic error occurred when the queue entry was spooled.
2. An I/O area was overwritten at spooling time or at current reading time.
3. DBLK record(s) have been overwritten on the data file on disk.

For a detailed explanation, see the following descriptions of the return codes:

**RC=0001:** An internal control record section length of x'0000' has been detected (JHR, DSHR).

**RC=0002:** An internal control record section length greater than 32767 (32K-1) has been detected.

**RC=0003:** An internal control record section length error has been detected. The accumulated length of all sections is greater than the total length defined in the record header.

**System Action:** An internal dump is taken and an I/O error is faked by VSE/POWER in order to

- identify the DBLK location on disk, shown by message 1Q61I. The queue entry is set to DISP=H with message 1Q6JI and the task is terminated.
- identify that the DBLK resides on tape, shown by message 1Q61I. The task is terminated.

**System Programmer Response:** When the restart of the task for the subject queue entry fails with the same symptoms once more, use

- the IPW\$\$DD data file dump tool to inspect the DBLKs of the queue entry on disk.
- the tape function of DITTO/ESA for VSE to inspect the DBLKs on tape.

Inform your IBM representative.

**Operator Response:** Inform your system programmer.

---

**1Q6SA      TOO MANY CLASS ENTRIES FOUND -  
SURPLUS IGNORED**

**Explanation:** During loading of the dynamic class table library member DTR\$DYNx.Z (the exact member name can be found at the top of the preceding table display) via the DYNCLASS ID=GET macro request, the hexadecimal RF-return/R0-feedback code = 08/80 has been returned, because the member contains more than 23 dynamic class table entries with different class-id. For VSE the upper limit for specification of different classes is 23.

**System Action:** Only the first 23 class entries (duplicates excluded) are honoured for the PLOAD DYNC command. All surplus entries are ignored.

**Programmer Response:** Check member DTR\$DYNx.Z for intended and surplus specified dynamic class entries. Correct the member and re-catalog it for another PLOAD DYNC attempt.

**Operator Response:** Notify your system programmer.

---

**1Q6TA      DUPLICATE CLASS ENTRIES - FIRST  
ACCEPTED, DUPLICATES IGNORED**

**Explanation:** During loading of the dynamic class table library member DTR\$DYNx.Z (the exact member name can be found at the top of the preceding table display) via the DYNCLASS ID=GET macro request, the hexadecimal RF-return/R0-feedback code = 08/40 has been returned, because the member contains one or more groups of duplicate class entries.

**System Action:** Only the first class entry of each group of duplicate classes is accepted for the PLOAD DYNC command, even if the first one is invalid. All subsequent entries specified for the same class are ignored.

**Programmer Response:** Check member DTR\$DYNx.Z for intended and possibly erroneously specified dynamic class entries. Correct the member and re-catalog it for another PLOAD DYNC attempt.

**Operator Response:** Notify your system programmer.

---

**1Q6UA      DBLK GROUP OWNERSHIP MISMATCH  
FOR Q-ENTRY X'xxxxxxxx' [, TASK  
TERMINATED VIA I/O ERROR]**

**Explanation:** When reading the first or next Data Block Group of the queue entry with the internal hexadecimal queue record number xxxxxxxx the SEH-record (1st record of the DBLK Group) does not identify this queue record via the SEHOWNE field (at offset X'10') as the owner of the DBLK Group. The failure may be caused by one of the following:

- A VSE/POWER logic error occurred when spooling input for the subject queue entry.
- The I/O area was overwritten at input spooling time or current reading time.
- A data transfer error from the input device occurred at current reading time.
- DBLK record(s) have been overwritten on the data file on disk by OEM software.
- Incorrect chaining of DBLKs belonging to the current queue entry occurred.

**System Action:** An internal dump has been taken and subsequent message 1Q6VA will present the first 32 bytes in hexadecimal format of the flagged SEH-record, and

- if dynamic node name change is in progress, the queue entry is flagged by message 1RE9I, but node name change continues
- for all other functions, an I/O error is faked by VSE/POWER to identify the DBLK location on disk by message 1Q61I. The queue entry is flagged by message 1Q6JI or 1Q65I and the task is terminated.

VSE/POWER does not wait for any operator action or response.

**Programmer Response:** When restart of the task for the subject queue entry fails once more with the same symptoms, use the IPW\$DD data file dump tool to inspect the DBLKs of the queue entry on disk.

Inform your IBM representative.

**Operator Response:** Notify your system programmer.

---

**1Q6VA      SEH=aaaaaaaa bbbbbbb ... gggggggg hhhhhhhh**

**Explanation:** The first 32 bytes of the SEH-record flagged by message 1Q6UA are presented in hexadecimal notation. The four byte SEHOWNE field at offset X'10' is the fifth group (eeeeeee).

**System Action:** See message 1Q6UA.

**Programmer Response:** See message 1Q6UA.

**Operator Response:** Notify your system programmer.

---

**1Q70I      TASK FAILURE, STOPPED *partition-id***

**Explanation:** According to preceding messages:

1. An unrecoverable I/O error occurred on
  - the data file while reading a job into the partition specified in the message.
  - the account file while writing an account record.
2. A logic error was detected.

**System Action:** The active job is queued with HOLD disposition, and a PSTOP is forced for the partition.

**System Programmer Response:** None.

**Operator Response:** Issue an UNBATCH/STOP job-control command followed by a VSE/POWER PSTART command. The partition will continue with the next job in the queue.

---

**1Q71I      *task,cuu* TERMINATED**

**Explanation:** An unrecoverable I/O error occurred on the data or account file, or the device indicated by cuu.

**System Action:** Processing continues with other tasks on other devices.

**System Programmer Response:** None.

**Operator Response:** Take the appropriate corrective action for the device on which the error occurred. Issue PSTART for the task and device (or another device of the same type) to continue processing. If a reader task was terminated, resubmit any VSE/POWER job that was incompletely read.

---

**1Q72I      PACCOUNT TERMINATED**

**Explanation:** An unrecoverable I/O error occurred during the PACCOUNT process.

**System Action:** The PACCOUNT task is terminated.

**System Programmer Response:** If error occurred on the account file take steps necessary to prevent any (further) loss of data. If disk I/O error has occurred then consider defining alternate extents as a circumvention.

**Operator Response:** Try the PACCOUNT command again with a different output device if the I/O error occurred on the output device specified in the PACCOUNT command. If the error occurred on the account file, see the operator response

defined for message 1Q74A. Notify your system programmer if the error cannot be corrected.

---

**1Q73I [TAPE] STATUS DISPLAY TERMINATED  
[(INCREASE DEFAULT 32 CONSOLE  
BUFFERS BY AR 'CORCMD  
GVLIMRI=nnnn')]**

**Explanation:** An unrecoverable I/O error occurred on the data file, the printer or the tape unit, or the task was canceled due to spool file space shortage or due to console buffer shortage, or a PSTOP cuu command was issued.

**System Action:** The report is not continued. Processing continues with other tasks.

**System Programmer Response:** None.

**Operator Response:** Reissue the PDISPLAY command. If the command failed due to console router buffer (items) shortage, use the AR command 'CORCMD STATUS=QUEUE' and identify the 'GETVIS for RI:' (number of 4KB router extension buffers - can be modified) and the 'Returnable RI:' (extra router item buffers - can not be modified) spent on top for the VSE/POWER values. Increase the number of 'GETVIS for RI' buffers from their default limit (hex LIM=0020) by the AR 'CORCMD GVLIMRI=nnnn' command in order to avoid premature display termination, when many queue entries must be displayed. Note, a 4KB Router Item buffer can hold about 35 console display lines.

---

**1Q74A ACCOUNT SUPPORT FUNCTIONS  
TERMINATED**

**Explanation:** An unrecoverable I/O error occurred on the account file (IJAFILE), see 1Q61I.

**System Action:** VSE/POWER accounting support is immediately terminated, only PACCOUNT DEL still accepted.

**System Programmer Response:** Take steps necessary to prevent loss of account data. If disk I/O error has occurred then consider defining alternate extents as a circumvention.

**Operator Response:** Notify your system programmer. He may use VSE/DITTO and dump areas of the account file, that were flagged 'in error' by preceding messages. Issue a PEND command to finish processing of all currently running VSE/POWER jobs (without accounting support). To restart accounting support and save the IJAFILE, do the following:

- Perform a warm start (FORMAT=NO).
- When VSE/POWER restarts without message 1Q74A, issue a PACCOUNT command to save as much of the current account file as possible. Use the J DEL command to reformat the current account file in place and let accounting continue.
- When VSE/POWER restarts with message 1Q74A, issue the J DEL command to reformat the current account file in place; perform a VSE/POWER warm start to regain accounting support.
- When subsequent restarts fail with message 1Q74A, provide different extents in the standard labels for a new account file and perform a cold start on the account file (FORMAT=A) only, which means a warm start on the queue and data file at the same time.

---

**1Q75I MULTIPLE TERMINATION OF TASK,  
task, cuu TERMINATED**

**Explanation:** An I/O error or severe logic error occurred during processing of an earlier error.

**System Action:** Task is canceled.

**System Programmer Response:** None.

**Operator Response:** Check the previous messages concerning the task.

---

**1Q76I VSE/POWER CANNOT CONTINUE,  
RC=nnnn**

**Explanation:** The reason for the error is implied by the reason code (RC); nnnn can be one of the following:

**RC=0001:** An unrecoverable I/O error that cannot be bypassed occurred during creation of the free queue record chain or free DBLK group chain.

**RC=0002:** An unrecoverable I/O error occurred while formatting the queue or data file, or while recovering/formatting the account file.

**RC=0003:** VSE/POWER found at warm start initialization that the queue file was declared as 'damaged'.

**RC=0004:** The operator replied 'YES' to message 1QHID.

**RC=0005:** No SER-DBLK could be read at warm start time.

**RC=0006:** An unrecoverable I/O error occurred while processing AUTOSTART statements.

**System Action:** Message 1Q2DI is issued.

**System Programmer Response:** If disk I/O error has occurred then consider defining alternate extents as a circumvention.

**Operator Response:** If hardware error occurred notify your system programmer. If the reason was 1 or 2, perform a cold start of the queue and/or data file, or account file. If formatting files, assign a different extent to the file in error and/or move the volume, containing the file in error (if moveable), to a new drive, control unit or channel. If provided, interpret message 1Q61I for erroneous queue/data file extent area. Notify your system programmer.

If reason was 3, 4 or 5, perform cold start of the queue and data file as requested by message 1QF7A.

If the reason was 6, start up VSE/POWER again.

---

**1Q77I INVALID ENTRY ON SPOOL TAPE ON dev  
FOR task, cuu, {RC=nnnn | RC=0002. SUGGEST  
TO USE SELECT}**

**Explanation:** The reason code (RC) indicates the reason why VSE/POWER rejects the tape; nnnn can be one of the following:

**RC=0001:** Either the spool tape is not a valid VSE/POWER spool tape or the tape does not correspond with the type of writer task (a list writer cannot use a punch spool tape and a punch writer cannot use a list spool tape).

**RC=0002:** The queue identifier (R/L/P) of the queue to be restored from tape does not match the queue operand specified in the POFFLOAD command with the LOAD/SELECT operand. Most likely the tape was created by POFFLOAD BACKUP/PICKUP/SAVE, ALL and the queue you want to restore now is not the first one found on tape. You may use POFFLOAD SELECT,...and specify "ALL" as select criteria, to have the complete tape scanned for matching entries.

**RC=0003:** VSE/POWER expected a data block



	(DBLK) but the next record read from tape was not a DBLK, or end of file was received.
RC=0004:	The tape to be displayed is not a valid spool or POFFLOAD tape, or the tape has been overwritten.
RC=0005:	Reserved.
RC=0006:	A data record with an 'extended record' indication but no first/middle/last segment flag has been detected. Since data integrity cannot be guaranteed the tape queue entry will be rejected. The queue entry in error is named in message 1Q64I following message 1Q77I. The task will take an Idump and try to proceed with the next entry on tape. The problem may be caused by one of the following: <ul style="list-style-type: none"> <li>• A defective tape unit</li> <li>• A defective tape (cartridge)</li> <li>• A corrupted queue entry written to tape by POFFLOAD backup/save</li> </ul>
RC=0007:	A labeled spool tape is being processed and the data have been interrupted by a trailing queue record meaning that the data are to be continued on another tape volume, but the queue record itself does not indicate that the data are "continued". This is probably an internal error. Tape processing stops.
RC=0008:	A labeled spool tape is being processed and the data have been interrupted by a trailing queue record meaning that the data are to be continued on another tape volume, but the queue record has not been followed by a tape marker. This is probably an internal error. Tape processing stops.
RC=000A:	The operator issued the POFFLOAD LOAD/SELECT command without specifying the labeled tape function (i.e. operand LTAPE=NO is specified, or the operands LTAPE=YES and/or TLBL= are not specified) but the tape is labeled.
RC=000B:	A labeled spool tape is being processed and the data have been interrupted by a trailing queue record meaning that the data are to be continued on another tape volume, but the final tape mark has not been followed by a "EOV1" label. The cause could be that the tape was not properly closed when it was created, or an internal error may have occurred. Tape processing stops.
RC=000C:	A labeled spool tape has been completely processed and the processing of the next tape has begun, however the next spool entry's header queue record indicates that the following data are continued from the previous tape. If the correct tape is mounted, this is probably an internal error. Tape processing stops.
RC=000E:	A spool tape is being processed and a DBLK record was read with an incorrect record length. Tape processing stops.
RC=000F:	The queue identifier of the entry is neither 'R' nor 'L' nor 'P' or the queue record is

partly destroyed. The task will take an IDUMP and try to proceed with the next entry on tape.

**System Action:** The tape is rewound and unloaded unless the operand NOREW has been specified in the POFFLOAD command. The writer task is stopped.

**System Programmer Response:** Contact IBM.

**Operator Response:** Notify your system programmer. Especially for RC=000A:

1. specify the labeled tape function in the POFFLOAD command (LTAPE=YES or TLBL=), or
2. proceed as if you were processing a non labeled tape: adjust the tape unit head to the position after the tape label and first tape mark (issue MTC command with FSF operand for a single tape mark) and then issue the POFFLOAD command with the NOREW operand. The tape will be processed as a non-labeled tape (i.e. there will be no multi-volume processing) and at the end of the tape the closing tape label will result in an error condition when the EOF label(s) is read (message 1Q77I RC=0007 followed by an IDUMP), which should be ignored.

---

#### 1Q78I NO REAL/PFIXED STORAGE AVAILABLE FOR *task,cuu*

**Explanation:** One of the following:

1. The PACCOUNT command was issued, but there is not enough storage for the account file saving task to be executed.
2. The PSTART RJE command was issued to start a BSC line, but there is not enough storage to create the required control blocks.
3. The PSTART PNET command was issued, but there is not enough storage to create the required control blocks.

**System Action:** In case 1, the account file saving task is terminated. In all other cases the command is ignored.

**System Programmer Response:** Check if real storage allocations are suitable.

**Operator Response:** Retry the command later. If the PACCOUNT command is still unsuccessful, do one of the following, whichever applies:

- If you had entered the PACCOUNT command because the account file was 80% full (message 1Q31I), then enter the PSTOP command for one of the partitions under VSE/POWER control. When this partition is stopped, reissue the PACCOUNT command.
- If you had entered the PACCOUNT command because the account file was completely full (message 1Q32I), then enter the PSTOP command for one or more VSE/POWER tasks (for example LST, RDR, PUN tasks) and reissue the PACCOUNT command.
- Check your system activities using a PDISPLAY A command to find a task monopolizing the storage and stop possible inactive tasks to get real/permanently-fixed storage. Reissue the first command to start the wanted task.
- Contact your system programmer to check if real storage allocations are suitable.

---

#### 1Q79I ACCOUNT FILE SAVED

**Explanation:** The system has saved the account file as requested by the operator in a PACCOUNT command.

**System Action:** All DASD space allocated to the account file is made available for storing more account records. All tasks that are in the wait state because they failed to write account records are automatically reactivated.

**System Programmer Response:** None.



**Operator Response:** None.

---

**1Q7AI**      *commandcode* **NO GETVIS-24 STORAGE AVAILABLE**

**Explanation:** One of the following:

1. The PLOAD command has been issued and there is not enough GETVIS-24 storage available at the moment to load the required network definition table or a VSE/POWER processing phase, or the dynamic class table for verification and possible activation.
2. Either the PBRDCST, PFLUSH, PGO, PRESTART, PSETUP, PSTOP or PXMIT command has been issued and there is not enough GETVIS-24 storage available to queue the command.
3. The PDISPLAY, or PSTART PNET, or POFFLOAD command has been issued and there is not enough GETVIS-24 storage to process the command.

**System Action:** For PLOAD PNET, VSE/POWER will use the "old" network definition table; for PLOAD DYNC, the possibly existing dynamic class table remains effective. In all other cases the command will be ignored.

**System Programmer Response:** Check virtual storage allocations according to detailed hints provided with message 1Q85I.

**Operator Response:** Try to issue the command again later. Inform your system programmer.

---

**1Q7BI**      *commandcode* **NO REAL/PFIXED STORAGE AVAILABLE**

**Explanation:** The PDISPLAY *queue*/DYNC/PNET/STATUS or the PLOAD DYNC or the PACCOUNT or the PSTART CNSLTR,*cuu* command has been issued, but currently there is not enough SETPFIX workspace available to complete the command successfully.

**System Action:** The command will be ignored.

**System Programmer Response:** Interpret the VSE/POWER statistics report and increase the SETPFIX LIMIT value of the VSE/POWER partition for the next startup.

**Operator Response:** Try to re-enter the command later. If the problem persists, consider terminating VSE/POWER with the PEND, PEND IMM, or PEND FORCE command. Inform your system programmer.

---

**1Q7CI**      **TAPE SPOOLING FORCED TO SKIP "FILE CLOSE" DUE TO BLOCKED LTA, PHASE=aaaaaaaa *jobname jobnum partid, cuu***

**Explanation:** An attempt to close a SAM processed tape was made but the system B-Logical Transient Area (LTA) was owned by the job partition *partid*, causing a threat of a system deadlock (SAM requires the LTA). "PHASE=" indicates the phase name loaded in the LTA at that time.

**System Action:** If the tape is labeled, it is not closed with an EOF label. VSE/POWER can still process the tape, but at the end of processing an error message will indicate that the tape has an incorrect format. The tape unit may not be unassigned. Spooling will continue, but the output will be spooled to disk with disposition "H" (hold). If the tape is unlabeled then probably no error will occur when processing the tape later.

**System Programmer Response:** If the problem occurs frequently, consider:

- determining the program that is occupying the LTA. If it is a user program, consider removing the program out of the LTA (for example, putting it in the SVA),
- using VSE/POWER non-SAM tape spooling.

**Operator Response:** Notify your system programmer. If the

tape unit is not unassigned, the command PSTOP *cuu*,UNASSGN may be used to free the unit.

---

**1Q7DI**      **TAPE BEGINS WITH INCOMPLETE SPOOL ENTRY. SKIPPING TO NEXT ENTRY ON *dev* FOR [*task, cuu* | *task*]**

**Explanation:** A SAM labeled tape was being processed, but not beginning with the 1st volume of a multi-volume set. The tape mounted begins with a spool entry that is incomplete, namely it has been continued from a previous volume.

**System Action:** The incomplete entry will be skipped and processing continues with the next complete entry.

**Programmer Response:** None.

**Operator Response:** Verify that processing has begun with the correct volume. If not, then stop the task and begin with the correct tape.

---

**1Q7EA**      **POFFLOAD SKIPPED ENTRY *jobname jobno queue* DUE TO INSUFFICIENT TAPE CAPACITY ON *cuu***

**Explanation:** The operator issued the POFFLOAD BACKUP/PICKUP/SAVE command for non-labeled processing (i.e. operand LTAPE=NO is specified, or the operands LTAPE=YES and/or TLBL= are not specified) and a spool entry identified by the "*jobname jobno queue*" has been skipped by the POFFLOAD function because it was too large for the mounted tape.

**System Action:** The POFFLOAD function continues with the next spool entry, if any.

**Operator Response:** Either use larger capacity tapes, increase tape density, or use the labeled tape function (which allows to have a spool entry on multi-volume tapes). Note that the POFFLOAD function has not written all possible entries to tape as normally expected, and that a POFFLOAD LOAD/SELECT will not be able to restore the VSE/POWER queues to the expected state (e.g. to restore the spool queues should this be required due to a system failure).

---

**1Q7FI**      **PSTART WRITER TASK REJECTED FOR 9346/3592 TAPE ON *cuu***

**Explanation:** The input device *cuu* for the tape writer task is either a 9346 tape or a 3592 WORM cartridge. Both tape media have either been created by POFFLOAD or DISP=T processing and may contain 'invalid' queue entries. That means empty entries or incomplete garbage entries, that could not be completely contained at tape end, and also could not be deleted due to the nature of WORM media and were placed on a following tape. Therefore writing/punching from these media is not supported by VSE/POWER.

**System Action:** The command is ignored.

**Programmer Response:** None.

**Operator Response:** As a circumvention, POFFLOAD LOAD/SELECT can be used to reload the output entries of the rejected tape/cartridge back to the VSE/POWER queues. Then use networking, local or remote facilities to have the output entries printed or punched.

For the customer's convenience IBM does provide the PSTART command with "\*" specified as the 4th (buf) operand. In this case printing/punching from 9346 or 3592 WORM media will start but no warranty will howsoever be assumed. Whenever an 'invalid' queue entry is detected during printing/punching, the task will be stopped with message 1Q77I RC=000E.

---

**1Q80I ACCOUNT FILE ERASED**

**Explanation:** The account file has been deleted in response to a PACCOUNT DEL command.

**System Action:** The account file extent is reinitialized. All tasks that are in the wait state because they failed to write account records are automatically reactivated.

**System Programmer Response:** None.

**Operator Response:** None.

---

**1Q81I 'filename' EXTENT TOO SMALL,  
COMMAND NOT EXECUTED**

**Explanation:** A PACCOUNT command was issued to copy the account file to the disk extent indicated in the message (filename). This extent is not large enough to contain all the account information.

**System Action:** If the account file is 100% full, the system remains in the wait state until the operator issues a valid PACCOUNT command. If the account file is not full, the system continues processing.

**System Programmer Response:** None.

**Operator Response:** Issue the PACCOUNT command again (possibly specifying a different medium), or use a larger extent for the file indicated in the message.

---

**1Q82I PACCOUNT PROCESSING CANCELED BY  
COMMAND**

**Explanation:** VSE/POWER has received a PEND IMM command which caused the PACCOUNT processing to be canceled.

**System Action:** The processing of the PACCOUNT command is stopped immediately; that is, the already written account records to disk or tape are not destroyed, but there is no guarantee that all account records have been written. If the PUN operand has been used, no queue entry is written to the spool file. In all cases the account file is not erased.

**System Programmer Response:** None.

**Operator Response:** None.

---

**1Q83I ACCOUNT FILE NOTHING TO SAVE**

**Explanation:** The PACCOUNT command was issued against an empty account file (IJAFILE).

**System Action:** The PACCOUNT command is ignored.

**System Programmer Response:** None.

**Operator Response:** None.

---

**1Q84I ACCOUNTING INCOMPLETE FOR *jobname*  
*jobnumber***

**Explanation:** The user-written job accounting program \$JOBACCT has been canceled as a result of an error condition.

**System Action:** VSE/POWER accounting support continues, but without the information from the user-written job accounting program.

**System Programmer Response:** Correct the job accounting program.

**Operator Response:** Inform your system programmer.

---

**1Q85I *task, cuu* WAITING FOR GETVIS-24  
STORAGE, *xxxxxxx* BYTES REQUESTED**

**Explanation:** A task has issued a request for GETVIS storage below the 16 MB line, but currently none is available. If no *cuu* is associated with the task, '---' is displayed.

**System Action:** Depending on the task, the task will either wait until storage is available or will cancel.

**System Programmer Response:** Check GETVIS-24 allocation and consumption using the 'operator' suggested commands.

---

Increase GETVIS-24 by raising the VSE/POWER partition ALLOC value - even beyond the 16 MB line, so that the storage copy of the Queue File can be housed in the Getvis-31 area, which gives relief to the Getvis-24 area.

**Operator Response:** One of the following:

- Use the PDISPLAY A command to see which tasks are active. Cancel one or more low-priority tasks to free GETVIS storage for your high-priority tasks. If networking is active with multiple transmitter and receiver tasks, PDRAIN a transmitter or receiver task consider also to deactivate certain dynamic classes using the PVARY DYNC, DISAB command.
  - Use the D STATUS command and identify the 'TOTAL GETVIS-24 ALLOCATION' and the 'CURRENT GETVIS-24 REQUESTED' by the native VSE/POWER services. Use the GETVIS Fx (Fx = VSE/POWER partition) command and identify the VSE/POWER native and surplus Librarian and OEM-Vendor Getvis-24 consumption. Check if the current *xxxxxxx* bytes request can really not be satisfied in fragmented Getvis-24 storage. Check also, if the bytes-amount sounds reasonable or is an undue amount.
  - If this message occurs frequently, report it to your system programmer in order to enlarge the GETVIS-24 area for the VSE/POWER partition.
- 

**1Q86A DISKETTE REQUIRED ON *cuu*, FOR *jobname*  
*jobnumber*, HDR1=*filename***

**Explanation:** Diskette unit *cuu* is assigned to *jobname* *jobnumber*, but no diskette is available in the hopper. The diskette with a HDR1=*filename* is required. If no *filename* is specified in the message, it means that the \* \$\$ RDR statement had not specified a file-id.

**System Action:** The diskette unit is put into "Intervention Required" until a diskette is fed into the hopper. If no *filename* was specified in the \* \$\$ RDR statement, then the first file on the diskette will be used as input.

**Programmer Response:** None.

**Operator Response:** Insert the correct diskette into the hopper of unit *cuu*.

---

**1Q87I *cuu*, EOJ ADDED FOR *jobname* *jobnumber***

**Explanation:** Either

1. A reader task was started for a 3540 diskette unit or a tape unit, and the last record read from the diskette or tape file was not a job delimiter statement (neither \* \$\$ EOJ nor /&).
2. A job was passed to VSE/POWER from a partition, and the last record was not a valid job delimiter statement (neither \* \$\$ EOJ nor /&).

**System Action:** The missing job delimiter is added to the VSE/POWER job that has been read, and the job itself is placed in the hold state.

**Programmer Response:** To avoid this message, have all SYSIN diskette and tape files that are to be spooled by VSE/POWER end with a /& statement (if JECL is not used) or an \* \$\$ EOJ statement (if JECL is used).

**Operator Response:** Issue the PRELEASE command and make the job available for processing. If the job should be removed from the reader queue, issue the PDELETE command. Notify your programmer.

---

---

**1Q88I**      **INVALID 3540 UNIT FOR** *partition-id, cuu*  
**Explanation:** At spooling time, when the job was submitted to the reader queue, the job contained a \* \$\$ RDR statement and diskette data were included into the spooled job stream from diskette unit *cuu*. Now, at execution time, this address is set-up by VSE/POWER as 'spooled' read-in device for the read I/O request of the user program. When establishing the 'spooled' device either the physical diskette device *cuu*, specified originally in the \* \$\$ RDR statement, cannot be found in the PUB table or the *cuu* device address has not been ADD'ed as a 3540 diskette unit.

**System Action:** The pertinent VSE/POWER job is flushed, and the VSE job being executed in the indicated partition is canceled.

**Programmer Response:** Either correct the device address specified in the \* \$\$ RDR statement and resubmit the job, or - if the job residing in the reader queue cannot be resubmitted - include the named *cuu* device address in your IPL procedure as a valid 3540 diskette unit.

**Operator Response:** Notify your system programmer.

---

**1Q89I**      **PROGRAM OUT OF SEQUENCE IN**  
*partition-id*

**Explanation:** VSE/POWER intercepted a 3540 data input request, but the current position in the file does not contain a 3540 input record.

**System Action:** The VSE job being executed in the indicated partition is canceled.

**Programmer Response:** Correct the erroneous program and resubmit the job.

**Operator Response:** Notify your programmer.

---

**1Q8AI**      **TASK TRACE NOT YET STARTED**

**Explanation:** You tried to change the status of task tracing with the PVARy command, but the task trace had not been started.

**System Action:** The command is ignored.

**System Programmer Response:** None.

**Operator Response:** First use the PSTART TASKTR command to obtain a trace area and prepare recording, and to set an initial enable/disable state for the actual trace.

---

**1Q8BI**      **STATISTICS STATUS REPORT DISPLAYED**  
**IN LIST ENTRY** *\$\$STAmnnn*

**Explanation:** The PDISPLAY STATUS command has been entered with the LST operand. The above message identifies the name of the list queue entry that contains the display lines of the statistics status report.

**System Action:** None.

**System Programmer Response:** None.

**Operator Response:** Identify the list queue entry *\$\$STAmnnn* with jobnumber *mmnnn*, disposition H and class A for further processing.

---

**1Q8CI**      **DEFAULT OUPUT VALUES USED FOR**  
*jobname jobnumber [ON nodeid], SPOOLED*  
**DEVICE** *cuu*

**Explanation:** A VSE/POWER job that specifies the \* \$\$ JOB...,NTFY= operand creates output and there is:

- no VSE/POWER \* \$\$ LST/PUN statement specified at all.
- no \* \$\$ LST/PUN statement provided explicitly for spooled *cuu* using LST/PUN=*listaddr* operand.

- a \* \$\$ LST/PUN statement provided without LST/PUN=*listaddr* operand, whereupon VSE/POWER assigns these output characteristics to the first (default) named spooled device.

**System Action:** Creating of output continues, but the output obtains default output characteristics, for example CLASS=A, DISP=D.

**Programmer Response:** If the subject spool device should not be given default output characteristics, then:

- provide a \* \$\$ LST/PUN statement with explicit LST/PUN=*listaddr* operand
- rearrange the list of spooled devices passed to VSE/POWER with respect to the first (default) device.

**Operator Response:** Notify your programmer.

---

**1Q8DI**      **INVALID CLASS 'x' NOT ACCESSIBLE TO**  
**PVARY COMMAND**

**Explanation:** A PVARY DYNC,ENAB,*class* command has been issued, but the specified dynamic class *x* is found "invalid" in the active dynamic class table due to an incorrect class specification.

**Note:** This message is not issued if the PVARY DYNC,ENAB,ALL command detects an invalid class.

**System Action:** The PVARY request is ignored for the specified class. Any further specified class(es) will be addressed.

**System Programmer Response:** Correct member DTR\$DYN*n*.Z correspondingly and re-load it with the PLOAD DYNC command.

**Operator Response:** If the subject class should not be excluded from being enabled for processing of dynamic jobs, then use the PDISPLAY DYNC command to identify the incorrect class specification(s) and the name DTR\$DYN*n*.Z of the active dynamic class table. If spooled devices are flagged "invalid", you may also use the PLOAD DYNC,VERIFY command to identify such specification errors. Notify your system programmer.

---

**1Q8EI**      **ALL CLASSES FLAGGED INVALID IN**  
**ACTIVE DYNAMIC CLASS TABLE**

**Explanation:** Either a PVARY DYNC,ENAB command or a PLOAD DYNC,FORCE command (causing an implicit PVARY) has been issued, but the active dynamic class table contains only incorrectly specified class entries.

**System Action:** No dynamic class is addressed for enabling.

**System Programmer Response:** Correct member DTR\$DYN*n*.Z correspondingly and re-load it with the PLOAD DYNC command.

**Operator Response:** If any dynamic class should be enabled for processing of dynamic jobs, then use the PDISPLAY DYNC command to identify the incorrect class specification(s) and the name DTR\$DYN*n*.Z of the active dynamic class table. If spooled devices are flagged "invalid", you may also use the PLOAD DYNC,VERIFY command to identify such specification errors. Notify your system programmer.

---

**1Q8FI**      **VSE/SAM TAPE SPOOLING VIA SEGMENT**  
**MACRO PROHIBITED, SUGGEST**  
**IPWSEGM MACRO. TAPE SPOOL FORCED**  
**TO DISK,** *jobname jobno partid, cuu*

**Explanation:** The job running in the partition *partid* has issued a SEGMENT macro and passed spooling parameters on the output JECL statement indicating that the new segment is to be spooled to a VSE/SAM tape. This is prohibited (may

cause a system softwait due to a locked LTA).

**System Action:** The segmented output is spooled to disk with DISP=H.

**System Programmer Response:** None.

**Programmer Response:** It is suggested to use the IPWSEGM macro instead, or to use the native VSE/POWER tape support without VSE/SAM.

**Operator Response:** None.

**1Q8GI STATUS REPORT DISPLAYED IN LIST ENTRY {\$LSTnnnn | \$TAPnnnn}**

**Explanation:** Either the PDISPLAY ALL or PDISPLAY TOTAL command or a PDISPLAY entry, TAPE=cuu have been issued with the LST operand. The above message identifies the name of the list queue entry that contains the display lines of the status report.

**System Action:** None.

**System Programmer Response:** None.

**Operator Response:** Identify the list queue entry \$LSTnnnn | \$TAPnnnn with jobnumber mnnnn, disposition D and class A (or disposition H and class of SET HOLDCL=) for further processing.

- 1Q8HI**
1. MESSAGE mmmmmI BEEN ENABLED, NOW DISABLED FOR CONSOLE
  2. MESSAGE mmmmmI BEEN DISABLED, NOW DISABLED FOR CONSOLE
  3. MESSAGE mmmmmI BEEN DISABLED, NOW ENABLED FOR CONSOLE
  4. MESSAGE mmmmmI BEEN ENABLED, NOW ENABLED FOR CONSOLE
  5. MESSAGE mmmmmI IS DISABLED

**Note:** The numbers on the left will not actually appear on your screen. They have been added here as a retrieval aid only.

**Explanation:** According to the message text:

1. and 2.:

The message with the prefix mmmmmI will no longer be displayed on the console. However it is displayed on the console in some important situations, for example

- during the initialization of VSE/POWER or
- as response to the VSE/POWER command PDISPLAY STATUS

In any case, the message is recorded in the hardcopy file.

3. and 4.:

The message with the prefix mmmmmI will be displayed on the console.

5.: This message is issued when the ALLDISAB and SHOW operands have been specified. It is issued for each message which has been disabled for the console previously by a PVAR Y MSG command with the NOCONS operand.

**System Action:** Processing continues.

**System Programmer Response:** None.

**Operator Response:** None.

- 1Q8JI**
1. MESSAGE mmmmt IS NOT A VSE/POWER MESSAGE
  2. MESSAGE mmmmt NOT ACCEPTED (ACTION TYPE IS NOT 'T')
  3. MESSAGE mmmmt CAN NOT BE PROCESSED

**Note:** The numbers on the left will not actually appear on your screen. They have been added here as a retrieval aid only.

**Explanation:** According to the message text:

1. The message prefix does not start with 1Q, or 1R, or 1V.

2. Action type *t* is not 'T'. Only 'T' is accepted.

3. The message prefix can not be found in the message module in use by the general VSE/POWER message display routine, because it is either

- an unknown VSE/POWER message or
- a locally defined VSE/POWER message.

**System Action:** The PVAR Y command is ignored.

**System Programmer Response:** None.

**Operator Response:** Reenter the command with the correct VSE/POWER message prefix.

**1Q8KI OUTPUT jobname jobnumber [jobsuffix] PASSED TO PRINTER/PUNCH DEVICE cuu [FOR VM USER 'userid']**

**Explanation:** The named output queue entry has been passed to the output device *cuu*, that has been started by the PSTART LST/PUN,*cuu*,...,LOG=YES command. When this command includes the 'VM' option, then the VM user *userid* is named to whom the queue entry has been spooled.

**System Action:** None.

**System Programmer Response:** None. If however this frequently appearing message floods your console, then make use of the PVAR Y MSG,1Q8KI,NOCONS command to restrict this message to 'recording in the hardcopy file' only.

**Operator Response:** None.

**1Q90I \* \$\$ RDR STATEMENT NOT (ALLOWED | PROCESSED), JOB FLUSHED**

**Explanation:** VSE/POWER encountered one of the following: **If not allowed**

An \* \$\$ RDR statement has been found while reading data from a diskette which itself was initiated by a \* \$\$ RDR statement.

**If not processed**

No 3540 device was available or incorrect device type specified in \* \$\$ RDR statement.

**System Action:** The input stream is flushed up to the beginning of the next VSE/POWER job. If the faulty \* \$\$ RDR statement is encountered between two VSE/POWER jobs, VSE/POWER ignores the statement and continues input processing with the next card or diskette record.

**Programmer Response:** If the cause is (1), remove the faulty \* \$\$ RDR statement from the diskette file and resubmit the job.

If the cause is (2), resubmit the job after having ensured that a free diskette unit is available or if the device specified was not a diskette, correct the jobstream and resubmit.

**Operator Response:** Report the message to your programmer.



---

**1Q91D**      *cuu1 NON-COMPATIBLE DISKETTE FOR RDR, cuu2 error condition*

**Explanation:** In the diskette input, VSE/POWER found either a record of incorrect diskette format or an empty file.

**cuu1**      The diskette unit which contains the erroneous diskette.

**cuu2**      Physical device address of the primary input device.

For 'error condition' (second line of the message), VSE/POWER inserts one of the following (additional explanation is given immediately below each inserted line):  
For 'R=' in the message text, insert a reply, as described under "Operator Response" below.

- VOL1 LABEL ERROR OR NOT FOUND R=

Either the diskette to be read has no VOL1 label or its VOL1 label is of incorrect format.

- NON-BASIC EXCHANGE {DISKETTE TYPE | file-id FILE} R=

Either none of the files on the diskette volume are of the basic exchange type or the specified file is not of that type. A file is of basic exchange type if the physical record length is 128, if the records are unblocked, and if the organization of the file is sequential.

- file-id BYPASS REQUIRED R=

For 'file-id', VSE/POWER inserts the name of the file (NONAME), or SYSIN, whichever is applicable. The header label of the file indicates that the file itself is to be bypassed (bypass indicator was set to C'B').

- LABEL STANDARD VERSION VIOLATION R=

The formats of labels and data on the diskette volume do not conform to IBM standards (label standard level byte was not set to C'W').

- MULTIVOLUME IND IS NOT C, L, OR BLANK R= The multivolume indicator byte in the header label does not contain one of the displayed characters (C = continuation, L = last volume, blank = all data of the file on this volume).
- file-id {END XTNT | EOD ADDR} BELOW BEGIN XTNT R=

For the named file, the end (or end-of-data address) of the extent address is lower than the beginning-extent address. For 'file-id', VSE/POWER inserts the name of the file, or SYSIN, or (NONAME), whichever is applicable.

In the subsequent error-condition lines, (nnnnn) preceding R= is the value found in error.

- VOL SER NO. ERR IN HDR1 (nnnnn) R=

Error in the specified volume sequence number; a value greater than 99, for example.

- BLOCKLENGTH ERR IN HDR1 (nnnnn) R=

Wrong block length; not 80 or 81 for a SYSIN file or greater than 128 for a data file, for example.

- BEGINEXTENT ERR IN HDR1 (nnnnn) R=
- END EXTENT
- END-OF-DATA

The addresses specified as beginning and end of extent or the address given for end of data are inconsistent.

**System Action:** Label checking (or verification) is terminated. The system waits for an operator response.

**Programmer Response:** If incorrect diskette then correct and resubmit.

**Operator Response:** One of the following:

- If the wrong diskette was mounted, mount the correct one and reply NEWPAC.
- If the diskette read previously was the last one of the file, reply EOF.

- If the diskette causing the error condition is to be unloaded and spooling is to be continued with the next diskette in the diskette hopper, reply FEED.
- In all other cases, reply CANCEL either to terminate the reader task, if that task was started for the 3540, or to flush the relevant VSE/POWER job if the task was started for a card reader.

Any other response to this message causes VSE/POWER to prompt you for a proper response. Notify your programmer if diskette error.

---

**1Q92D**      *cuu1 NO HDR1 file-id, RDR, cuu2 R=*

**Explanation:** No HDR1 label was found for the file named in the message or, if (NONAME) is given for 'file-id', the first file found on the pertinent diskette volume was secured (file security byte was set to C'S') and therefore inaccessible. In the message:

**cuu1 =**              The diskette unit which contains the erroneous diskette.

**cuu2 =**              The physical device address of the primary input device.

**file-id =**            Either the specified file identifier, or SYSIN, or (NONAME), whichever is applicable.

**System Action:** Label checking is terminated. The system waits for an operator response.

**Programmer Response:** Make sure the file-id is correctly spelled in the \* \$\$ RDR statement; if the label is stored on the diskette but unreadable, re-create the file. Resubmit the job.

**Operator Response:** Make sure the file-id was correctly spelled in the PSTART command. Reply immediately behind R= in the message as indicated below:

- If a wrong diskette was mounted, mount the correct diskette and reply NEWPAC.
- If the diskette read previously is to be considered as the last one of the file, reply EOF.
- If the diskette causing the error condition is to be unloaded and spooling is to be continued with the next diskette in the diskette hopper, reply FEED.
- In all other cases, reply CANCEL either to terminate the reader task if that task was started for the 3540, or to flush the pertinent VSE/POWER job if the task was started for a card reader.

Any other response to this message causes VSE/POWER to prompt you for a proper response. Notify your programmer if diskette error.

---

**1Q93D**      *cuu1 SECURED "VOLUME | FILE" FOR RDR, cuu2 R=*

**Explanation:** VSE/POWER attempted to access a secured diskette, volume, or file. In the message:

**cuu1 =**              The diskette unit which contains the erroneous diskette.

**cuu2 =**              The physical device address of the primary input device.

**System Action:** The system waits for an operator response.

**Programmer Response:** None.

**Operator Response:** Make sure that the correct diskette was mounted. Reply immediately behind R= in the message as indicated below:

- If the correct diskette was mounted, reply IGNORE to cause processing to be continued.



## 1Q94D • 1Q97D

- If a wrong diskette was mounted, mount the correct one and reply NEWPAC.
- If you are unable to mount the correct diskette, reply one of the following:
  - EOF This causes VSE/POWER to consider the previously read diskette as the last one of the file.
  - FEED This causes VSE/POWER to unload the diskette that caused the error condition and to continue spooling with the next diskette in the diskette hopper.
  - CANCEL This causes VSE/POWER either to terminate the reader task if that task was started for the 3540, or to flush the relevant VSE/POWER job if the task was started for a card reader.

Any other or improper response to this message causes VSE/POWER to prompt you for a proper response.

---

**1Q94D**      *cuu1* EXPECT VOL *nn*, NOT *mm*, RDR, *cuu2*  
R=

**Explanation:** Volume-sequence-number checking was specified, and VSE/POWER found that a diskette volume was missing or out of sequence. In the message:

**cuu1** = The diskette unit which contains the erroneous diskette.

**cuu2** = The physical device address of the primary input device.

**nn** = The volume-sequence number expected by VSE/POWER.

**mm** = The volume-sequence number found by VSE/POWER.

**System Action:** The system waits for an operator response.

**Programmer Response:** None.

**Operator Response:** Make sure that the correct diskette was mounted. Reply immediately behind R= in the message as indicated below:

- If the correct diskette was mounted, reply IGNORE to cause processing to be continued.
- If a wrong diskette was mounted, mount the correct one and reply NEWPAC.
- If you are unable to mount the correct diskette, reply one of the following:
  - EOF This causes VSE/POWER to consider the previously read diskette as the last one of the file.
  - FEED This causes VSE/POWER to unload the diskette that caused the error condition and to continue spooling with the next diskette in the diskette hopper.
  - CANCEL This causes VSE/POWER either to terminate the reader task if that task was started for the 3540, or to flush the relevant VSE/POWER job if the task was started for a card reader.

Any other response to this message causes VSE/POWER to prompt you for a proper response.

---

**1Q95D**      *cuu1* NON-VERIFIED *file-id*, RDR, *cuu2* R=

**Explanation:** VER=YES was specified for the indicated file, but the file's HDR1 label indicated that the records of the file were not verified. In the message:

**cuu1** = The diskette unit which contains the erroneous diskette.

**cuu2** = The physical device address of the primary input device.

**file-id** = Either the specified file identifier, or SYSIN, or (NONAME), whichever applies.

**System Action:** The system waits for an operator response.

**Programmer Response:** Verify the specified file and resubmit the job.

**Operator Response:** Make sure that the correct diskette was mounted. Reply immediately behind R= in the message as indicated below:

- If a wrong diskette was mounted, mount the correct one and reply NEWPAC.
- If the correct diskette was mounted, reply one of the following:
  - EOF This causes VSE/POWER to consider the previously read diskette as the last one of the file.
  - FEED This causes VSE/POWER to unload the diskette that caused the error condition and to continue spooling with the next diskette in the diskette hopper.
  - CANCEL This causes VSE/POWER either to terminate the reader task if that task was started for the 3540, or to flush the relevant VSE/POWER job if the task was started for a card reader.

Notify your programmer if diskette error.

---

**1Q96I**      *cuu1 file-id* IS EMPTY FILE FOR RDR, *cuu2*

**Explanation:** VSE/POWER found that the end-of-data address of the specified file is the same as the file's begin-extent address. This means that the file is empty.

**cuu1** = The diskette unit which contains the erroneous diskette.

**cuu2** = The physical device address of the primary input device.

**file-id** = The specified file identifier, or SYSIN, or (NONAME), whichever applies.

**System Action:** Processing continues. For a multivolume file, VSE/POWER opens the next diskette volume. For a single-volume diskette file, VSE/POWER interprets the condition as end of file.

**Programmer Response:** None.

**Operator Response:** None.

---

**1Q97D**      *cuu1* PREMATURE LAST VOL FOR RDR,  
*cuu2* R=

**Explanation:** While spooling a multiple-volume diskette file, VSE/POWER encountered the last volume of the file (indicated by C'L' in the HDR1 multiple-volume indicator byte) before the specified number of diskettes was processed.

**cuu1** = The diskette unit which contains the erroneous diskette.

**cuu2** = The physical device address of the primary input device.

**System Action:** The system waits for an operator response.

**Operator Response:** If you specified the number of diskettes in your PSTART command, make sure that this number is correct. If it is, make sure that the correct diskette was mounted. Reply immediately behind R= in the message as indicated below:

- If a wrong diskette was mounted, mount the correct one and reply NEWPAC.
- If the correct diskette was mounted, reply IGNORE (this causes VSE/POWER to consider the mounted diskette as the last one of the currently processed diskette file).
- If a wrong diskette was mounted and you are unable to mount the correct one, reply one of the following:
  - EOF This causes VSE/POWER to consider the previously read diskette as the last one of the diskette file.
  - FEED This causes VSE/POWER to unload the diskette that caused the error condition and to continue spooling with the next diskette in the diskette hopper.

- CANCEL This causes VSE/POWER either to terminate the reader task if that task was started for the 3540, or to flush the relevant VSE/POWER job if the task was started for a card reader.

Any other response to this message causes VSE/POWER to prompt you for a proper response.

---

**1Q98D**      *cuu1 file-id* **TOO MANY VOLS, RDR, cuu2 R=**

**Explanation:** While spooling a multiple-volume diskette file, VSE/POWER opened the volume that is the last one according to the NOD (number of diskettes) specification for this file. In the diskette's HDR1 label, however, the multiple-volume indicator byte is not set to C'L' (last volume).

**cuu1 =** The diskette unit which contains the erroneous diskette.

**cuu2 =** The physical device address of the primary input device.

**System Action:** The system waits for an operator response.

**Programmer Response:** To avoid this message, make sure that the correct number of diskettes is either specified in the \* \$\$ RDR statement or passed on to the operator.

**Operator Response:** Make sure that the correct diskette(s) were mounted. Reply immediately behind R= in the message as indicated below:

- If the correct diskette(s) were not mounted, mount the correct diskette(s) and reply NEWPAC.
- If the correct diskette(s) were mounted, reply one of the following:
  - FEED This causes VSE/POWER to unload the diskette that caused the error condition and to continue spooling with the next diskette in the diskette hopper.
  - END/ENTER, IGNORE, or 00 This causes VSE/POWER to consider the diskette that caused the error condition as the last one to be spooled for the file.
  - CANCEL This causes VSE/POWER either to terminate the reader task if that task was started for the 3540, or to flush the relevant VSE/POWER job if the task was started for a card reader.
- If additional diskettes are to be spooled for the file, reply nn, where nn is a 2-digit decimal number (for example 03) indicating the number of diskettes that are to be spooled in addition to the diskette that caused the message.

Any other response to this message causes VSE/POWER to prompt you for a proper response. Notify your programmer.

---

**1Q9nD**      **{INVALID RESPONSE | NO PRECEDING VOL, INCONSIST RESP} R=**

**Explanation:** The operator's response to a message was either invalid (first message text option) or EOF was reached, although the diskette that caused the message was the first or only one of the diskette file that is to be spooled (second message text option).

In the message code, n is replaced by the fourth identifier character of the message to which the operator made an invalid or inconsistent response.

**System Action:** The system waits for the proper operator response.

**Programmer Response:** None.

**Operator Response:** See the explanation of the message to which you responded with an invalid or inconsistent reply. Make your reply immediately behind R= in the message.

---

**1Q9GI**      **BIGGEST SORTED DISPLAYED IN LIST ENTRY \$BIGnnnn**

**Explanation:** The PDISPLAY BIGGEST command has been issued with the LST operand. The above message identifies the name of the list queue entry that contains the display lines of the status report.

**System Action:** None.

**Programmer Response:** None.

**Operator Response:** Identify the list queue entry \$BIGnnnn with jobnumber mnnnnn (where nnnn are the last four digits of the jobnumber), disposition H and class A for further processing.

---

**1QA0I**      **NO SUBTASK AVAILABLE FOR task-id, cuu**

**Explanation:** The VSE/Advanced Functions subtasks available for the VSE/POWER partition have all been reserved or all VSE/Advanced Functions subtasks are in use.

**System Action:** Depending on the type of task, the following action is performed:

- If the task-id is "IT", the VSE/POWER initialization is terminated, since the librarian subtask could not be attached.
- If the task-id is "TI", the VSE/POWER initialization is terminated, since the (shared) timer subtask could not be attached.
- If the task-id is "LDR", the start of the PNET SNA nodes is terminated.
- If 'PSTART DUMPTR' has been requested and if the task-id is "RLM" or "LDR" or even subtask-id "S TD" or "S SD", dumping of the PNET/RJE trace area has failed and the trace area will be overwritten.
- For all other type of tasks, the task issuing the message is placed in wait state until a VSE/Advanced Functions subtask becomes available.

**System Programmer Response:** Investigate the usage of subtasks in the VSE/POWER partition.

**Operator Response:** Notify your system programmer.

---

**1QA1I**      **SETPRT ROUTINE NOT FOUND IN SVA task, cuu**

**Explanation:** The explanation is one of the following:

1. The VSE system is initialized without an SVA.
2. The SETPRT logic module (IJVSPRDV) is not in the SVA.

**System Action:** The list task is terminated and the output job being processed remains in the list queue with the same disposition.

**System Programmer Response:** Assist the operator if necessary.

**Operator Response:** (1) Repeat IPL and issue the SET SVA command. (2) Put the SETPRT logic module (IJVSPRDV) in the SVA. Notify your system programmer.

---

**1QA2I**      **VSE/POWER MULTI-VOLUME TAPE COMPLETE FOR jobname jobno jobsuffix queue VOLUME=yyy ON dev FOR task, cuu**

**Explanation:** VSE/POWER is processing a multi-volume labeled spool tape and either:

- the text is displayed VOLUME=nnn meaning a tape has become full for the indicated spool entry and is being rewound and unmounted, or

## 1QA3I

- the text is displayed `VOLUME=nnn(LAST)`, meaning a spool entry spanning two or more multi-volume tapes has been completely written to tape. Processing may continue with another spool entry.

The message is to help the operator in manually labeling tape volumes if desired. Since VSE/POWER volume number sequencing refers to the individual spool entry (and not to the VSE/SAM tape label), the manually tape labeling can help the operator in locating tapes to be mounted during later processing (see message 1QG0A).

**System Action:** The present tape has been unloaded and processing has begun with the next tape.

**Programmer Response:** None.

**Operator Response:** None.

### Note:

- The text 'VOLUME=nnn' refers to the labeled tape volume number of the spool entry *jobname jobno* being processed. Although a labeled tape function may produce several tapes, the given message text will refer only to the volume(s) concerned with the indicated spool entry. This volume number can always be displayed by using the PDISPLAY TAPE=uuu command.
- If the text 'VOLUME=\*\*\*' is displayed, this means that the actual volume number is equal or greater than 127. (This is the maximum value that VSE/POWER can display. For greater number of tapes the operator must be careful to count the tapes in order to know the tape to mount next.)
- If the text 'VOLUME=\*\*\*(LAST)' is displayed, this means the last volume for the spool entry, whatever the volume sequence number is.

---

**1QA3I**      **SETPRT ERROR FOR** *jobname jobnumber task,uuu, RC=X'xxxxxxxx'*

**Explanation:** A LST task has been started to a 3800 Mod.1 printer and has issued a SETPRT Macro request that completed with a return code greater than X'04'. The actual SETPRT request is done by the Asynchronous Service SUBTASK and is handled by the SETPRT Routine IJVSPRDV. It may also happen that IJVSPRDV has been replaced by an OEM Laser Printer Software. The error can be caused by an invalid printer setup at spooling time (\* \$\$ LST JECL statement, // SETPRT job control statement or SETPRT macro) or by a problem with the printer itself.

If "— —" is displayed for *jobname jobnumber*, the message doesn't belong to a specific queue entry.

**Note:** If a one byte return code is mentioned in the message description, we are talking about the rightmost byte of the four byte return code (byte number 0-3).

Following is a description of the full four byte return codes from the SETPRT Macro request:

- .....08**    Invalid device type. The output device must be 3800, 3211, or 3203 Model 4.
- .....0C**    Invalid parameter list. The length value in the list is not valid, the logical unit was not specified, the list is not on a word boundary, or a reserved field does not contain zeros.
- ggcctt10**    Phase not found in core image library or the phase header has an invalid format. The header is the first

eight bytes. Byte 2 of register 15 indicates the type of phase that could not be found or has an invalid format:

Byte 2 (tt)	Phase Type
04	Forms control buffer (FCB) phase.
08	Copy modification phase.
0C	Character arrangement table phase.
10	Graphic character modification phase.

If the phase type code is 0C or 10, then bytes 0 and 1 (ggcc) identify which of the possible character arrangement table (CAT) phases was required. If a CAT phase was required, byte 0 (gg) is zero and byte 1 (cc) identifies the character arrangement table phase (that is, 01 for the first CAT, etc.). If the CAT that was required was specified in the MODIFY keyword and not the CHARS keyword, (cc) is set to 05.

If a graphic character modification phase was required, then byte 1 (cc) identifies the CAT for which the GCM phase was being loaded from the core image library and byte 0 (gg) identifies which of the four possible GCM phases was required.

### ggccop14

Permanent I/O error on printer. Byte 2 (op) of register 15 contains the channel command code of the failing CCW. For example, if the printer gives an error on a Load Copy Modification channel command, then byte 2 (op) contains X'35'. If byte 2 (op) is X'83' or X'25', then bytes 0 and 1 have the same meaning as for a X'10' return code.

- .....18**    The operator canceled the SETPRT request because the manual setup could not be performed.
- .....1C**    Reserved. Should not occur.
- ...ccnn20**    More character generation storage was requested than was available on the printer. The cc identifies the character arrangement table that caused the error (that is, 01 for the first CAT, etc.). If the table is the one specified in the MODIFY keyword and not the CHARS keyword, cc is 05. The nn is either 2 or 4 and indicates the number of WCGMs available on the device.
- ...cc..24**    A byte in a character arrangement table references a character generation module (CGM) that was not identified in the table. This should never occur for character arrangement tables created by the IEBIMAGE utility. The cc identifies the character arrangement table that caused the error (that is, 01 for the first CAT, etc.). If the table is the one specified in the MODIFY keyword and not the CHARS keyword, cc is 05.
- ....ss28**    Not enough partition getvis storage was available to perform printer setup. The ss is 00 if the initial 512-byte work area could not be obtained, or 04 if the secondary 11776-byte area could not be obtained. Increase the storage allocation for the POWER partition.
- ....uu2C**    Symbolic unit is invalid or not assigned. The uu is

04 if the symbolic unit is invalid or 08 if the symbolic unit is not assigned.

- ....cc30 SETPRT or QSETPRT routine is not in the System Virtual Area and could not be loaded from the private or system core image library. Byte 2 is the nonzero return code from the CDLOAD macro.
- ..yyzz34 Internal macro failure. This should never occur. yy is the internal macro's return code. zz indicates the failing macro where 04 is the EXTRACT macro, 08 is the MODCTB macro, and 0C is the CDLOAD macro. For information on EXTRACT and MODCTB return codes, contact your IBM representative.
- .....38 User-supplied work area is not on a doubleword boundary.
- ....rr3C PRT1 initialization failed. SETPRT issued an LFCB macro because the output device is a 3211 or 3202 Model 4 and the FCB parameter was specified. The LFCB routine gave nonzero return code rr. For an explanation of the LFCB return codes, see *z/VSE System Macros Reference*

**System Action:** For Return Codes 08, 0C, 18, 1C, 2C, 34, 38 and 3C: The list queue entry causing the SETPRT error is returned to the queue with its original disposition and the LST task is stopped.

For Return Codes 10, 20, and 24: Message 1QA4I is issued. The list queue entry causing the SETPRT error is returned to the queue with disposition DISP=H if the original disposition was DISP=D or DISP=L if the original disposition was DISP=K. Processing continues with the next list queue entry available. See explanation of 1QA4I for more information.

For Return Code 14: The list queue entry causing the SETPRT error is returned to the queue with its original disposition and the LST task is terminated.

For Return Code 28: Message 1QA6I is issued. The list queue entry causing the SETPRT error is returned to the queue with its original disposition and the LST task is stopped. See explanation of 1QA6I for more information.

For Return Code 30: Message 1QA1I is issued. The list queue entry causing the SETPRT error is returned to the queue with its original disposition and the LST task is stopped. See explanation of 1QA1I for more information.

**System Programmer Response:** Check for previously displayed message(s) of the SETPRT function itself. This is probably a system error. Contact IBM for a search of its known-problems data base.

**Programmer Response:** If RC is 10, 20 or 24, consider to correct the printer setup specification for your 3800 (IBM 3200) in the \* \$\$ LST statement, the // SETPRT control statement, or the SETPRT macro; resubmit the job for execution and spooling of list output.

If the list output was created by a Spool-Access Support application, consider to correct the 3800 section of the PWRSPPL.

If the list output was received via PNET, it has to be corrected at the originating node and it has to be resent.

**Operator Response:** Notify your system programmer and programmer.

---

#### 1QA4I OUTPUT PROCESSING STOPPED for *jobname jobnumber task, cuu*

**Explanation:** This message is preceded by 1QA3I. It is issued if a SETPRT request, issued by a LST task started to 3800 Mod.1 printer, is failing with return codes of 10, 20 or 24 as described in message 1QA3I.

**System Action:** The named list queue entry is kept in the list queue with disposition DISP=H and processing continues with the next queue entry available.

**System Programmer Response:** Check for previously displayed message(s) of the SETPRT function itself. This is probably a system error. Contact IBM for a search of its known-problems data base.

**Programmer Response:** Consider to correct the printer setup specification for your 3800 (IBM 3200) in the \* \$\$ LST statement, the // SETPRT control statement, or the SETPRT macro; Resubmit the job for execution and spooling of list output.

If the list output was created by a Spool-Access Support application, consider to correct the 3800 section of the PWRSPPL.

If the list output was received via PNET, it has to be corrected at the originating node and it has to be resent.

**Operator Response:** Notify your system programmer and programmer.

---

#### 1QA5A *cuu* SETUP REQUIRED *jobname* FORMS=ffff FLASH=hhhh THREAD=xxx

**Explanation:** Special forms, forms overlay, and (or) paper threading has been requested by the programmer for the 3800 printer at address *cuu*.

**System Action:** The task processing the output waits for the appropriate operator response. Processing continues for other VSE/POWER tasks.

**System Programmer Response:** None.

**Operator Response:** Place the form and/or forms overlay frame (flash-id), as indicated in the message, in the printer. If ffff or hhhh is blank, the installation-defined form and/or forms overlay should be used. If THREAD=BTS is specified, thread the paper through the Burster-Trimmed-Stacker (BTS). If THREAD=CFS is specified, thread the paper through the Continuous-Forms-Stacker (CFS).

Depending on the current processing needs and desired system action,

- to continue processing, reply:  
PG0 cuu
- to check the forms alignment, reply:  
PSETUP cuu, n
- to delay printing/punching of the current queue entry (in case the requested forms is not available), reply:  
PFLUSH cuu, HOLD
- to stop printing/punching on device *cuu*, reply:  
PSTOP cuu

---

#### 1QA6I NO GETVIS-24 STORAGE AVAILABLE FOR *task, cuu*

**Explanation:** One of the following:

1. There is insufficient storage in the VSE/POWER partition for the physical list task (task=LST) to process the SETPRT request.



## 1QA7A • 1QAEI

2. There not enough storage to create the VSE/POWER start-up account record.

**System Action:** In case 1, the task is terminated and the output job being processed is kept in the queue with the same disposition. In case 2, VSE/POWER initiation is terminated.

**System Programmer Response:** You should check the virtual storage requirement of VSE/POWER, for detailed hints see message 1Q85I. Increase the storage allocation as required.

**Operator Response:** For case 1, you should try to restart the physical list task (writer task) by entering the PSTART command. If unsuccessful, contact the system programmer. For case 2, contact your system programmer to increase the VSE/POWER GETVIS size.

---

**1QA7A** MOUNT TRAIN FOR UCS=*uuuuuuuuu*  
*jobname jobnumber task, cuu*

**Explanation:** In an \* \$\$ LST statement, the programmer has requested a UCS buffer to be loaded.

**System Action:** The task processing the output waits for the operator to mount the appropriate print train. Processing continues for other VSE/POWER tasks.

**System Programmer Response:** None.

**Operator Response:** Mount the appropriate print train corresponding to the UCS buffer indicated in the message, or make sure that the loaded print train matches the UCS buffer. Issue the PGO command to reactivate the job.

---

**1QA8I** ON *cuu* BAND *xxxx* NEEDED FOR JOB  
*jobname jobnumber*

**Explanation:** The output of the named job requires the print band indicated in the message for *xxxx*. A different print band is currently mounted on the output device at the indicated address.

**System Action:** The list task that issued the message waits and sets the printer in the NOT READY state. Other VSE/POWER tasks continue processing. The list task causes BAND RQ *xxxx* to be displayed on the printer's display panel.

**System Programmer Response:** None.

**Operator Response:** Respond to the system message 0P08A (which follows this message):

1. Mount the print band requested by the display on the printer (except when you know that the mounted print band may be used instead of the requested one).
2. Ready the printer.

---

**1QA9A** *ttt, cuu* WAITING FOR OPERATOR  
REACTIVATION

**Explanation:** Task is awaiting reactivation after an operator-specified PSETUP is processed.

**System Action:** The task processing the output waits for the appropriate operator action. Processing continues for all other VSE/POWER tasks.

**System Programmer Response:** None.

**Operator Response:** Reactivate processing by issuing a PGO command.

---

**1QAAI** USERID *userid* UNKNOWN BY VM, *jobname*  
*jobnumber [jobsuffix]* REQUEUED TO *queue*  
QUEUE

**Explanation:** A LST or a PUN queue entry was processed by a LST or PUN task, which had been started with the VM operand. The queue entry was destined for a user ID which is unknown to the VM system.

**System Action:** The processing of the queue entry is stopped,

but task processing continues with subsequent queue entries (if available). The queue entry with the unknown user ID is requeued to the VSE/POWER spool file with the disposition L if the original disposition was K, or with the disposition H if the original disposition was D. If the queue entry with the unknown user ID is on a tape, this queue entry is omitted and processing continues with subsequent queue entries on the tape (if available).

**System Programmer Response:** Follow up, how the questionable queue entry obtained the unknown user ID.

**Operator Response:** Inform your system programmer about the unknown user ID.

---

**1QABI** TASK *taskid, tcuu* ACTIVE USING *cuu*,  
COMMAND IGNORED

**Explanation:** PSTOP *cuu*, UNASSGN has been issued, but there exists a local print or punch or tape task, which is still active using the *cuu. taskid, tcuu* are used to identify a task. *tcuu* is different from *cuu*, for example, in the case a list task uses a tape. For devices still used by active VSE/POWER tasks the UNASSGN operand of the PSTOP command is not applicable.

**System Action:** VSE/POWER continues processing.

**System Programmer Response:** None.

**Operator Response:** Verify by the command LISTIO *cuu* that *cuu* is assigned to VSE/POWER, and verify by the command PDISPLAY A, LOCAL that the device *cuu* is used by an active VSE/POWER task. Use the PSTOP command without the UNASSGN operand or with the FORCE operand.

---

**1QACI** *cuu* IS NOT ASSIGNED TO VSE/POWER,  
COMMAND IGNORED

**Explanation:** PSTOP *cuu*, UNASSGN has been issued, but *cuu* is not assigned to VSE/POWER.

**System Action:** VSE/POWER continues processing.

**System Programmer Response:** None.

**Operator Response:** None.

---

**1QADI** *cuu* IS NEITHER A PRINT NOR A PUNCH  
NOR A TAPE DEVICE, COMMAND  
IGNORED

**Explanation:** PSTOP *cuu* with the operand UNASSGN or FORCE has been issued, but these operands are not applicable for the device type of *cuu*.

**System Action:** VSE/POWER continues processing.

**System Programmer Response:** None.

**Operator Response:** None.

---

**1QAEI** TASK *taskid, cuu* USING *cuu2* IN STATE  
WHERE IT CANNOT BE STOPPED,  
COMMAND IGNORED

**Explanation:** PSTOP *cuu2*, FORCE has been issued, but the task is neither a printer, punch, or tape task nor is the printer, punch, or tape task in one of the following states:

1. waiting for virtual storage
2. waiting for real storage
3. waiting for an operator reply
4. waiting for I/O completion
5. waiting for locked resource

Most of the times *cuu* is the same as *cuu2*. It is not the same for the following tasks:

1. a local print or punch task using a tape as input device



2. an execution writer task using a tape as output device due to DISP=T in a JECL statement
3. a print status task (PS) started due to PDISPLAY with TAPE=cuu2

**System Action:** VSE/POWER continues processing.

**System Programmer Response:** None.

**Operator Response:** Use the PSTOP command without the FORCE operand.

#### 1QAFI SHARING SYSTEM SYSID=*n* REQUESTING WARM START ON ANOTHER CPU-ID

**Explanation:** VSE/POWER is asked to perform a warm start for the sharing system with SYSID=*n*, but the same Sysid

1. has either abnormally terminated before on another CPU-id (then warm start can be accepted), or
2. is currently already active on another CPU-id (then warm start has to be rejected to avoid queue/data file corruption).

VSE/POWER needs operator help to distinguish between both cases.

**System Action:** Message 1QAFD is issued to ask the operator, if SYSID=*n* is inactive or running.

**System Programmer Response:** None.

**Operator Response:** None.

#### 1QAFD IF SYSID=*n* CURRENTLY INACTIVE, ALLOW WARM START BY 'YES', ELSE 'NO'

**Explanation:** Referring to explanation of message 1QAFI, VSE/POWER has detected a shared SYSID=*n* warm start on a different CPU-id than last time.

**System Action:** The starting SYSID=*n* waits for an operator reply to take the following decisions: When currently no other sharing system is active with the same Sysid, the warm start process will be continued. However, when SYSID=*n* is already active on another CPU-id, the startup request will be rejected, and VSE/POWER terminates immediately.

**System Programmer Response:** Review the VSE/POWER startup procedures of the different sharing CPU-ids and check the loaded VSE/POWER phase for the SYSID= operand of the underlying POWER macro generation, or for an overwriting SET SYSID= autostart statement. Make sure that the same Sysid is never used twice on different CPUs.

**Operator Response:** Use the PDISPLAY T command on all active sharing systems and check, which Sysids are running currently. Reply

- YES if no other sharing system is active with SYSID=*n*  
 NO if any other sharing system is active with SYSID=*n*

#### 1QAGI 'PSTOP DBLKTR' OBSOLETE — NO LONGER NEEDED

**Explanation:** The PSTOP DBLKTR command has been requested to expedite the deletion of many queue entries or of big ones, so that on-going spooling is not impacted when DBLK groups are returned to the free subchains.

**System Action:** VSE/POWER ignores this command, because improved deletion of queue entries via 'delayed freeing' into the Deletion queue followed by 'final freeing' through the init/termination task does no longer lock spooling resources nor does it result in poor responsiveness of the Pdelete command. Consequently the default internal DBLK group tracing remains active for the sake of queue/data file RAS and for first failure capture without impact on spooling performance.

**System Programmer Response:** None.

**Operator Response:** None.

#### 1QB0I SUPERVISOR WITHOUT DASD SHARING FEATURE

**Explanation:** The VSE/Advanced Functions supervisor was either not generated with shared DASD support or the DLF command was not issued at IPL time.

**System Action:** Initialization of VSE/POWER is terminated.

**System Programmer Response:** If necessary generate a new supervisor with the shared DASD feature specified in the FOPT macro or specify the DLF command during IPL of the system.

**Operator Response:** Notify your system programmer and then repeat the VSE IPL with a supervisor that was generated with shared DASD support.

#### 1QB1I *filename* IS NOT ON SHARED DEVICE

**Explanation:** The physical device assigned by the user for his queue and/or data and/or account file is not defined in the VSE supervisor as a shared device.

**System Action:** VSE/POWER initialization is terminated.

**System Programmer Response:** Add the device as 'sharable' and re-IPL.

**Operator Response:** Notify your system programmer.

#### 1QB2D IS ANY OTHER VSE/POWER SYSTEM ALREADY INITIALIZED? (REPLY: YES/NO)

**Explanation:** The operator has requested a COLD START in a shared spooling environment. VSE/POWER could not determine if another system is already operational.

**System Action:** VSE/POWER waits for operator reply. When any VSE/POWER system operates concurrently on the assigned queue file, the startup request must be withdrawn and VSE/POWER will terminate immediately.

**System Programmer Response:** None.

**Operator Response:** Reply:

- NO if no other system sharing in queue file is already initialized.  
 YES if another system is already initialized.

Any other reply will cause the message to be repeated.

#### 1QB3D 1. IF SWITCH FROM NON SHARED TO SHARED PROCESSING IS REALLY INTENDED, REPLY 'YES', ELSE 'NO' 2. IF SWITCH FROM SHARED TO NON SHARED PROCESSING IS REALLY INTENDED, REPLY 'YES', ELSE 'NO'

**Explanation:** Referring to the explanation of message 1QB3A, VSE/POWER has detected a switch from non shared to shared (or vice versa) operation on the assigned queue file.

**System Action:** The starting VSE/POWER waits for the operator's reply indicating whether this switch is really intended or whether an incorrect startup phase has been selected by an unexpected startup procedure for the VSE/POWER partition.

**System Programmer Response:** None.

**Operator Response:** Reply:

- YES if this switch of the VSE/POWER processing mode is really intended.

## 1QB3A • 1QB6I

**NO** if this is a non intended startup attempt and if VSE/POWER should terminate immediately with message 1Q2DI.

Any other reply will cause the message to be repeated.

---

**1QB3A**      **1. SHARED PHASE=pp..pp  
REQUESTING WARM START FOR  
NON SHARED VSE/POWER SPOOL FILES**  
**2. NON SHARED PHASE=pp..pp  
REQUESTING WARM START FOR  
SHARED VSE/POWER SPOOL FILES**

**Note: The numbers on the left will not actually appear on your screen. They have been added here as a retrieval aid only.**

**Explanation:** VSE/POWER attempts to warm start an existing queue file by the named startup phase *pp..pp*. According to the message text:

1. The starting VSE/POWER is generated with the SHARED=Q option but the addressed queue file has been used or is being used by a VSE/POWER system with the SHARED=NO generation option.
2. The starting VSE/POWER is generated with the SHARED=NO (default) option but the addressed queue file has been used or is being used by a VSE/POWER system with the SHARED=Q generation option.

In both cases the starting VSE/POWER cannot determine, whether either a deliberate switch from shared to non-shared (or vice versa) processing is intended, or whether an inadvertent startup is made which will destroy the integrity of the queue file.

**System Action:** Message 1QB3D will be issued to ask the operator for deliberate or inadvertent startup.

**System Programmer Response:** None.

**Operator Response:** None.

---

**1QB4I**      **LOCK TABLE SPACE EXHAUSTED**

**Explanation:** All entries in the lock file are already used and VSE/POWER cannot get a free entry. The VSE system is unable to expand the lock file because of a GETVIS shortage.

**System Action:** VSE/POWER will retry the LOCK request again after 3 minutes.

**System Programmer Response:** None.

**Operator Response:** None.

---

**1QB5I**      **INTERNAL MACRO CALL FAILED IN  
PHASE=xxxxxxx, RC=rrmm taskid,uuu**

**Explanation:** Internal macro failure. This should not occur. Return code and feedback is provided for problem determination by IBM. *rr* is the macro return code (in hexadecimal notation) that was passed to VSE/POWER. *mm* (and the corresponding failing macro) is one of the following:

<i>mm</i>	<b>Macro</b>
01	LOCK
02	UNLOCK
03	EXTRACT
04	GETVCE
05	SUBSID
08	MSAT
09	FREEVIS

0B	REALAD (for macro REALAD <i>rr</i> =00 in case of failure)
0C	VIO
10	GETFLD PUB
11	GETFLD DIBPTR
12	GETFLD LUB
13	GETFLD LUBTAB
14	GETFLD NUMLUB
15	ALLOCATE (dynamic partition allocation)
16	ALLOCATE (dynamic partition de-allocation)
17	DYNCLASS ID=ENABLE
18	DYNCLASS ID=DISABLE
19	DYNCLASS ID=LOAD
1A	GETVIS
1B	SECHECK
1C	WTO (label WTOLS) (module IPW\$\$MS)
1D	WTO (label WTOLSC) (module IPW\$\$MS)
1E	WTO (label WTOLSS) (module IPW\$\$MS)
1F	WTO (label WTOLSSC) (module IPW\$\$MS)
20	WTO (label WTOLCHC) (module IPW\$\$MS)
21	WTO (label WTOLCHSC) (module IPW\$\$MS)
22	WTO (label WTOLCHEC) (module IPW\$\$MS)
23	WTOR(label WTOLRC) (module IPW\$\$MS)
24	WTOR(label WTOLRS) (module IPW\$\$MS)
25	WTO (label WTOLRCE) (module IPW\$\$MS)
26	WTO (module IPW\$\$AT)
27	WTO (module IPW\$\$IP)
28	WTO (module IPW\$\$CM)
29	WTO (label WTOLSCM) (module IPW\$\$MS)
2A	WTO (label WTOLSSCM) (module IPW\$\$MS)
30	GETFLD PUB (label LU20) (module IPW\$\$LU)
31	GETFLD PUB (label LU74) (module IPW\$\$LU)
32	GETFLD DIBPTR (label LU25) (module IPW\$\$LU)
33	GETFLD LUBTAB (label LU54) (module IPW\$\$LU)
34	GETFLD NUMLUB (label LU54) (module IPW\$\$LU)
35	GETFLD NUMLUB (label LU5A) (module IPW\$\$LU)
36	MSAT (label LU20) (module IPW\$\$LU)
37	MSAT (label LU26) (module IPW\$\$LU)
38	MSAT (label LU27) (module IPW\$\$LU)
39	MSAT (label LU44) (module IPW\$\$LU)
3A	MSAT (label LU55B) (module IPW\$\$LU)
3B	MSAT (label LU5BB) (module IPW\$\$LU)
3C	MSAT (label LU5E) (module IPW\$\$LU)
3D	MSAT (label LU94) (module IPW\$\$LU)
3E	MSAT (label LU96) (module IPW\$\$LU)
3F	MSAT (label LU104) (module IPW\$\$LU)
40	MSAT (label LU110) (module IPW\$\$LU)
41	MSAT (label LU120) (module IPW\$\$LU)
42	GETVCE (module IPW\$\$AS)
43	WTO (module IPW\$\$TS)
44	WTO (module IPW\$\$TS)
45	WTO (module IPW\$\$SS)
46	WTO (module IPW\$\$SS)
47	OPENR
48	CLOSER

**System Action:** VSE/POWER has requested an internal dump. Depending on the internal macro type, the request is ignored, or the task and/or VSE/POWER is terminated.

**System Programmer Response:** For return codes, refer to "VSE/Advanced Functions Return Codes" on page 752. You may need to contact IBM for a search of its known-problems data base.

**Operator Response:** For return codes, refer to "VSE/Advanced Functions Return Codes" on page 752. If you cannot resolve the problem, contact your system programmer.

---

**1QB6I**      **QUEUE FILE LOCKED BY ANOTHER  
SYSTEM**

**Explanation:** VSE/POWER tried to LOCK the queue file but has been unable to complete the request within three minutes. With this request VSE/POWER locks the logical resource

named 'IJQL.xxxxx', where xxxxx is replaced by the VOLID of the disk pack, on which the shared queue file resides. (This resource, together with the owning System-CPUid, is also named in message 0T04I, when locking fails for longer than 10 minutes). Possible causes are:

1. The system which had the queue file locked has had a hardware breakdown.
2. Another system is currently running queue file recovery.
3. Another system is currently executing an account file SAVE function.
4. Another system has a program executing in a partition of higher priority than VSE/POWER which is looping and so VSE/POWER cannot get control to UNLOCK the queue file.
5. Another system owning the queue file is in STOP state.
6. Another system is currently performing a POFFLOAD BACKUP function.
7. Another system detected a queue file I/O error and is waiting upon operator help to calm down its processing and to be terminated.
8. Another shared system currently has issued a POFFLOAD PICKUP command and is processing a queue entry which was already active, requiring to lock the DMB.
9. Another system is currently formatting the queue-/data files. This may happen only (together with all previous cases 1 - 8), when e.g a group A (of sharing systems) and a group B (of sharing systems) use different queue files A and B on the same disk pack. Then both files are lock-controlled by the same 'IJQL.xxxxx' resource name in the common DLF lock file, although they are physically disjoint. In this case it is recommended to place the queue files of group A and B on different disk packs.
10. Another system does not unlock the queue file because the DMB (use LOCATE partition, DMB) remains locked in VSE/POWER partition by some failing/waiting task (find TCB pointer in DMB at offset X'1C').
11. Another system is currently performing a node name change.

**System Action:** VSE/POWER continues to try to obtain the LOCK and repeats message 1QB6I every three minutes.

**System Programmer Response:** Assist the operator in evaluating causes.

**Operator Response:** Make sure that all other sharing systems are running correctly. If a hardware breakdown has occurred then use the AR UNLOCK command (as suggested by message 0T04I) to free the shared device from the defective processor. Notify your system programmer.

---

#### 1QB7I {PARTIAL | FULL} QUEUE FILE RECOVERY IN PROGRESS [FOR SYSID {\* | n1,n2,..n8}]

**Explanation:** One of the following:

1. A VSE/POWER system being initialized detected that an recovery warm start is necessary.
2. A system sharing the spool files found that the system previously owning the queue file has abnormally terminated. n1, n2, ..n8 are the identifiers of the systems for which recovery is in process. n1 is '\*' if recovery is being performed for a non-sharing system.

**System Action:** VSE/POWER continues processing.

**System Programmer Response:** None.

**Operator Response:** None.

---

#### 1QB8I QUEUE FILE RECOVERY COMPLETED

**Explanation:** A VSE/POWER system has been making queue file recovery and has completed. Either message 1QB7I or 1QBAI was issued earlier to inform the operator that recovery was in progress.

**System Action:** VSE/POWER continues processing.

**System Programmer Response:** None.

**Operator Response:** None.

---

#### 1QB9A *tapeaddr*, **HEADER:** *filelabel creation date*, {*task-id* | *task-id,cuu*} (**REPLY:** {PGO *tapeaddr...* | PGO *task-id,cuu...* | PGO *cuu...*})

**Explanation:** When opening tape-input files or tape-output files, the mounted tape is checked if it contains a label. If a HDR1 label is found, the operator is asked either to reject the tape or to continue processing, depending on the kind of operation (input or output).

**System Action:** The system waits for an operator response.

**System Programmer Response:** None.

**Operator Response:** Depends on the current processing and the desired system action, actually prompted by 'REPLY: PGO...':

- Processing POFFLOAD SAVE/BACKUP/PICKUP (with *task-id=L-OFF*),
  - To terminate the task, reply:
    - PGO *tapeaddr*,CANCEL
  - To unload the tape for a new tape to be mounted, reply:
    - PGO *tapeaddr*,UNLOAD
  - To continue processing (in which case the label will be overwritten), reply:
    - PGO *tapeaddr*,IGNORE
- Processing POFFLOAD LOAD/SELECT (with *task-id=R-off*),
  - To terminate the task, reply:
    - PGO *tapeaddr*,CANCEL
  - To unload the tape for a new tape to be mounted, reply:
    - PGO *tapeaddr*,UNLOAD
  - To continue using the mounted (labeled) tape for (unlabeled) processing, reply:
    - PGO *tapeaddr*,IGNORE
  - To continue with rejection of command and tape by message 1Q77I, RC=000A, reply:
    - PGO *tapeaddr*
- Processing a SYSIN or PDISPLAY of a spool tape (with *task-id=RDR* or *PS*),
  - To continue processing, reply:
    - PGO *tapeaddr*
  - To terminate the task, reply:
    - PGO *tapeaddr*,CANCEL
  - To unload the tape for a new tape to be mounted, reply:
    - PGO *tapeaddr*,UNLOAD
- Spooling output to tape (with *task-id,cuu=partition*, *spooled-device*),
  - To continue processing, reply:
    - PGO *partition,cuu*,IGNORE
  - To terminate the task, reply:
    - PGO *partition,cuu*,CANCEL
  - To unload the tape for a new tape to be mounted, reply:
    - PGO *partition,cuu*,UNLOAD
- Processing a spool tape to printer/punch (with *task-id,cuu=LST/PUN*, *printer/punch device*). Reply:
  - To terminate the task, reply:

## 1QBAl • 1QBFI

PGO cuu,CANCEL

- To unload the tape for a new tape to be mounted, reply:  
PGO cuu,UNLOAD
- To continue processing (in which case an error message 1Q77I occurs when VSE/POWER reads the ending tape label), reply:  
PGO cuu,IGNORE

---

### 1QBAl QUEUE FILE RECOVERY IN PROGRESS FOR FREE QUEUE RECORD CHAIN

**Explanation:** Either message 1QF4I has occurred, or message 1QZ0I RC=0003 has been issued. Message 1QZ0I RC=0003 informs you of the loss of the entire free queue record chain because the next chain pointer of the incorrect non 'free' queue record on top of the free chain is unreliable.

**System Action:** VSE/POWER collects all queue records marked 'free' again and rebuilds the free queue record chain in flight.

**System Programmer Response:** This is an indication for an internal logic error or corrupted storage. Inform your IBM representative.

**Operator Response:** Inform your system programmer and be aware that other sharing VSE/POWER systems might wait with message 1QB6I until the subject recovery has been completed.

---

### 1QBBI RESTART/SETUP OF SPOOL TAPE PROCESSING REQUESTED AT *jobname jobno* VOLUME=*nnn* ON *dev* FOR *task,cuu*

**Explanation:** A PRESTART or PSETUP command or some internal condition has occurred that requires the spool tape be rewound to the beginning of the spool entry. If the spool entry is multi-volume, the first volume will be required (see following messages). The VOLUME=*nnn* indicates the volume of the spool entry that was being processed at the moment (if the spool entry is not multi-volume, VOLUME=001 is displayed).

**Note:** The text 'VOLUME=*nnn*' refers to the labeled tape volume number of the spool entry *jobname jobno* being processed. Although a labeled tape function may produce several tapes, the given message text will refer only to the volume(s) concerned with the indicated spool entry. This volume number can always be displayed by using the PDISPLAY command.

**System Action:** If the beginning of the spool entry is contained on the tape already mounted then the tape is rewound to the beginning of the entry. Otherwise the message 1QG0A follows.

**Programmer Response:** None.

**Operator Response:** None.

---

### 1QBBI QUEUE FILE RECOVERY DETECTED NEW DISP=X JOB(S) IN READER QUEUE

**Explanation:** After an abnormal termination, VSE/POWER has been restarted with a SET NORUN=YES statement contained in the autostart procedure. In contrast to message 1Q36I, this message is issued during initialization of VSE/POWER when queue file recovery is necessary and a non-dispatchable disposition of X has been assigned to at least one reader queue entry which was active when the system failed.

**System Action:** Initialization of VSE/POWER continues.

**Programmer Response:** None.

**Operator Response:** Identify the affected reader queue entries using the command PDISPLAY RDR,CDISP=X after VSE/POWER initialization is finished. For more details about the SET NORUN=YES statement, see the *VSE/POWER Administration and Operation* manual.

---

### 1QBBI PREVIOUS CONSOLE DISPLAY MESSAGE(S) HAS BEEN LOST, CONSOLE NAME=*ccccccc time*

**Explanation:** A command was issued by the console '*ccccccc*' to VSE/POWER and during processing of the display response message(s) an error has occurred during an attempt to write the last message to the console or to close the message buffer at the end of the display and pass the accumulated messages on to the console. Some or all of the previous response messages have been lost from the "connected" message buffer.

**System Action:** The previous message 1QB5I will report the macro causing the display error. The last message to be displayed will follow unless it was a "dummy" used to cause the message buffer to be emptied at display processing end. The lost message(s) will remain in storage until the system is terminated.

**Programmer Response:** Contact IBM to investigate the cause of the error. If possible, re-enter the command or refer to the system console hardcopy.

**Operator Response:** Notify the programmer using the console of the error. Notify your system programmer.

---

### 1QBBI INTERNAL MACRO CALL "CPCOM" FAILED IN PHASE=*xxxxxxx*, RC=*rrrrr* FOR *jobname jobnumber [jobsuffix]* ON *taskid,cuu*

**Explanation:** A LST or PUN queue entry was processed by a list or punch task, which has been started with the VM operand. When passing queue entry information from VSE/POWER to VM/CP, the internal macro call CPCOM has failed with return code *rrrrr*, presented in decimal notation.

**Note:** When *jobname jobnumber* is displayed as '*-- --*', no queue entry is currently accessed by the writer task.

**System Action:** In nearly all cases VSE/POWER has requested an internal dump for problem analysis. When currently passing the

1. 'SPOOL' command to VM/CP, the addressed queue entry remains unchanged, and the list/punch task is terminated.
2. 'CLOSE' command to VM/CP, the addressed queue entry is held (disp D>H, K>L) in the queue, and list/punch task processing continues with subsequent queue entries.

**System Programmer Response:** Use *VM/ESA System Messages and Codes* manual and locate the corresponding 'HCPrrrx' message for detailed failure explanation.

**Operator Response:** Inform your system programmer about the failure return code. If required, restart the list/punch task, after the VM/CP interface has been corrected.

---

### 1QBFI \$IJBXPCA ERROR FOR PARTITION *pp*, RC=*'00rr'*, XECBTAB ADDRESS=*aaaaaaaa, ttt*

**Explanation:** VSE/POWER has received an error return code from the system module \$IJBXPCA while processing either a PUTSPOOL request (*ttt* is PSP) or a GETSPOOL/CTLSPPOOL request (*ttt* is GSP) for the partition *pp*. \$IJBXPCA was passed the address *aaaaaaaa* of an internal system table XECBTAB. The return code *rr* values are possible:

- 80 = invalid function code



- 81 = no XECBTAB address available
- 82 = caller not VSE/POWER
- 83 = no valid partition

**System Action:** VSE/POWER issues the message 1QZ0I RC=43.

**Operator Response:** None.

**System Programmer Response:** Notify the system programmer that a system internal error has occurred.

**1QBGD**      **1. NON SHARED VSE/POWER SYSTEM FOUND - IF STILL ACTIVE REPLY 'YES', ELSE 'NO'**  
**2. SHARED VSE/POWER SYSID(S)=n1,n2,.. FOUND - IF STILL ACTIVE REPLY 'YES', ELSE 'NO'**

**Explanation:** VSE/POWER attempts to switch its shared - non shared processing mode, but according to the message text:

1. The shared startup has detected that a non shared system is still active on the warm started VSE/POWER queue file
2. The non shared startup has detected that one or more sharing SYSID(s) n1,n2,.. are still active on the warm started VSE/POWER queue

**System Action:** Concurrent processing of shared and non shared systems would destroy the VSE/POWER spool files and must not be tolerated! However VSE/POWER can not identify whether the found systems are either

- still active and must be terminated before switching can be done successfully, or are
- abnormally terminated and will not be restarted any more. For this decision the operator's reply is required.

**Operator Response:** Reply:

**YES**      if the named system(s) are actively processing on the warm started queue file and VSE/POWER should terminate immediately with message 1Q2DI to avoid destruction of the spool files.

**NO**      if the named system(s) have abnormally terminated (and their impact on the warm started queue file may be recovered).

**Note:** In case an incorrect reply is given, any active sharing system detecting concurrent non shared operation will terminate itself by message 1QH2I RC=0004 and 1Q2DI.

**System Programmer Response:** None.

**1QC0I**      **SLI STATEMENT REJECTED, JOB *jobname* nnnnn FLUSHED, RC=nnnn**

**Explanation:** A VSE/ICCF SLI statement was used in the job but VSE/POWER could not initialize the support. The reason is implied by the reason code as shown below:

- RC=0004:**      The GETVIS area for the VSE/ICCF work space was insufficient.
- RC=0008:**      The VSE/ICCF library (DTSFILE) was either not assigned to the VSE/POWER partition, or its label was incorrectly specified.
- RC=000C:**      The VSE/ICCF library (DTSFILE) could not be opened successfully.
- RC=0010:**      Phase DTSIGEN or DTSIPWRS was not found.
- RC=0020:**      The VSE/ICCF interface module DTSIPWR was not found in the SVA.

**RC=0030:**      A JECL SLI statement has been detected in DATA mode. A SLI card was read after a JECL DATA card in the job stream and before the data to be inserted was terminated. This is not allowed and the job is flushed.

**RC=0031:**      A JECL DATA statement has been detected in DATA mode. A DATA card was read after a JECL DATA card in the job stream and before the data to be inserted was terminated. This is not allowed and the job is flushed.

**RC=0032:**      A JECL SLI statement has been detected as \$SLIxn timer - update statement. During job execution an SLI member was processed whose statement(s) were changed dynamically by an update statement with \$SLIxn timer sequence numbering. The update statement itself is an \* \$\$ SLI statement. This is not allowed and the job is flushed.

**RC=0100:**      The VSE/ICCF library (DTSFILE) could not be opened by the access method. (See the previously issued message by the access method.)

**RC=0200:**      The VSE/ICCF library (DTSFILE) could not be opened. A problem occurred either in VSE/POWER, VSE/ICCF, or the access method (see previously issued messages). If you cannot resolve the problem, contact your system programmer.

**System Action:** The total VSE/POWER job is flushed unconditionally.

**System Programmer Response:** Check reason code and take steps to correct the problem if it is not a job error.

**Programmer Response:** Check the reason code and take steps to correct the problem.

**Operator Response:** Inform your system programmer and programmer.

**1QC1I**      **UNABLE TO PROCESS MEMBER *member.type*, JOB *jobname* nnnnn FLUSHED, RC=nnnn**

**Explanation:** VSE/POWER has received an \* \$\$ SLI statement which requests that member *member.type* be read from the VSE/AF or VSE/ICCF library, but VSE/POWER is unable to perform the request. The reason is implied by the reason code (RC); nnnn can be one of the following:

- RC=0001:**      Recovery for the VSE/ICCF library is in progress.
- RC=0002:**      An I/O error has occurred during access of the VSE/ICCF library.
- RC=0003:**      A VSE/ICCF update for member is in progress.
- RC=0004:**      There was a VSE/AF or VSE/ICCF security violation.
- RC=0005:**
1. While reading a VSE/AF or VSE/ICCF member an internal error has occurred. For example, due to changing the characteristics of the ICCF DTS File during the current VSE/POWER session, or due to failure of the Librarian Subtask of VSE/POWER.



2. PFLUSH or PCANCEL was issued for a VSE/POWER job, that was currently in SLI processing.

**RC=xx06:** A SECHECK macro error has occurred. The value *xx* is the SECHECK return code.  
**RC=0007:** The specified VSE/AF sublibrary does not exist.

**System Action:** SLI processing is terminated and the total VSE/POWER job is flushed unconditionally.

**System Programmer Response:** Check reason code and take steps to correct the problem if it is not a job error.

**Programmer Response:** Check the reason, correct the cause if possible and resubmit the job.

For RC=0004, if a VSE/ICCF security violation occurred, use the FROM= operand of the \* \$\$ JOB statement to define a matching user ID. For a VSE/AF security violation, check the // ID statement and the DTSECTAB/II Control File. For information, refer to the *z/VSE Guide to System Functions*. Also check the VSE job security values as specified to VSE/POWER for the job or the parent job (for example, using the SEC= operand of the \* \$\$ JOB statement). For information, refer to the chapter on "Data Security Considerations" in the *VSE/POWER Administration and Operation* manual.

**Operator Response:** Inform your system programmer if an internal error or a security violation occurred.

**1QC2I** **SLI NESTING ERROR FOR MEMBER**  
*member.type, JOB jobname nnnnn FLUSHED*

**Explanation:** One of the following:

- The specified *member.type* is already in the insertion process, that is, it is currently in use (to include it again would cause a loop), or
- The user has specified an SLI member that contains a nested \* \$\$ SLI statement with the S= parameter, or
- The user has specified an SLI member using the S= parameter and this parameter contains a nested \* \$\$ SLI statement.

**System Action:** SLI processing is terminated and the total VSE/POWER job is flushed unconditionally.

**Programmer Response:** Correct the job stream. Check the sequence of the \* \$\$ SLI statements used in the job and in the SLI members.

**Operator Response:** Inform your programmer.

**1QC3I** **{MEMBER *member.type* NOT FOUND, JOB**  
*jobname nnnnn FLUSHED |*  
**MEMBER *member.type* NOT FOUND**  
**IN *lib1.sublib1 lib2.sublib2 lib3.sublib3,***  
**JOB *jobname,nnnnn FLUSHED*}**

**Explanation:** The programmer has requested a *member.type* that cannot be found in the libraries assigned to the VSE/POWER partition or the programmer has requested a *member.type* that cannot be found in the specified sublibrary(ies) *lib(n).sublib(n)*.

**System Action:** The total VSE/POWER job is flushed unconditionally.

**Programmer Response:** Correct the member in the \* \$\$ SLI statement and resubmit the job, or ensure that the member is cataloged in the libraries assigned to the VSE/POWER partition for the next execution.

**Operator Response:** Inform your programmer.

**1QC4I** ***macroname* MACRO FAILED, RC/FBK=*nm,nn***  
**JOB *jobname nnnnn FLUSHED***

**Explanation:** An error has occurred in the Librarian macro shown in *macroname*. The error resulted in the hexadecimal return code (RC) and feedback code (FBK) shown in the message text. For the explanation of the unique feedback code please refer to *Librarian Feedback Codes* in *z/VSE Messages and Codes, Volume 2*. If the Librarian has produced an internal error message, then message 1QC4I is preceded by this Librarian message to ease problem determination. The *macroname* displayed may have to be interpreted if it appears as any of the following:

MACRONAME	Actual Macro
LBRACCE1	LBRACCES macro no. 1 (see module IPW\$\$AS)
LBRACCE2	LBRACCES macro no. 2 (see module IPW\$\$AS)
INLMFIN1	INLMFIND macro no. 1 (see module IPW\$\$AS)
INLMFIN2	INLMFIND macro no. 2 (see module IPW\$\$AS)

**Note:** A feedback code of X'64' means that the VSE/POWER partition GETVIS is exhausted.

**System Action:** The total VSE/POWER job is flushed unconditionally.

**System Programmer Response:** Check the return and feedback codes. Contact IBM for a search of its known-problem data base.

For a feedback code of X'64' increase the partition GETVIS.

**Operator Response:** Notify your system programmer.

**1QC5D** **{TO DUMP TO PRINTER OR TAPE,**  
**SPECIFY (CUU/NO) | PRINTER/TAPE TYPE**  
**INVALID OR NOT FREE, RE-ENTER**  
**CUU/NO}**

**Explanation:** A request to write a dump to the DUMP sublibrary has failed.

**System Action:** The operator is prompted to enter the address of a printer or tape device in order to write the dump directly to the designated device.

**System Programmer Response:** Decide if dump needed for problem determination.

**Operator Response:** Notify your system programmer. If you still want a dump, specify the channel and unit number (cuu) of a printer or tape. If you do not want a dump, reply NO or press END or ENTER.

**Note:** Any user-specified dump options are used. If you enter an invalid printer/tape address or a device already owned by another partition, message 1QC5D appears again with the text: PRINTER/TAPE TYPE INVALID OR NOT FREE, RE-ENTER CUU/NO.

**1QC5I** **DUMP PROCESSING FAILED, RC=*xx***

**Explanation:** While attempting to write the requested dump to the DUMP library an error occurred. The return code may be one of the following:

**RC=0004:** The DUMP library was full or not defined.  
**RC=0008:** An error occurred during the dump processing.  
**RC=000C:** The generated dump request contains an error.

**System Action:** If the dump is requested due to abnormal termination accompanied by message 1Q2CI or 1Q2DI, processing of

1. A VSE/POWER task failing in a VSE/POWER module or in a user exit routine will be followed by message 1QC5D.

2. A VSE/Subtask will be halted and the subtask will be terminated. VSE/POWER processing continues.

If the dump is requested to take a snapshot dump during processing, the subsequent message 1Q2JI will identify the location of the IPW\$IDM macro call. VSE/POWER processing continues.

**System Programmer Response:** Take steps to correct any error if necessary.

**Operator Response:** React according to the above message return code so that further snapshot dumps may be taken for debugging purposes. Notify your system programmer.

**1QC6I**      **LIBRARY *libname* NOT FOUND, JOB *jobname* *nnnnn* FLUSHED**

**Explanation:** The programmer has requested a VSE/POWER source member from a library *libname* whose DLBL/EXTENT is not known to the VSE/POWER partition (which means not in User-, Partition Standard-, or System Standard Label Area).

**System Action:** The total VSE/POWER job is flushed unconditionally.

**Programmer Response:** Correct your \* \$\$ SLI statement or request your system administrator to add a definition of the library to the system.

**Operator Response:** Notify your programmer.

**1QC7I**      *partition-id jobname jobnumber* FROM  
                   {*nodeid*{*userid*}|*userid*| LOCAL},  
                   TIME=*hh:mm:ss* COMPLETE

**Explanation:** A VSE/POWER job with the LOG=NO specification in the \* \$\$ JOB statement has completed processing.

**System Action:** Processing continues with the next job of the dispatchable class chain, or VSE/POWER waits for the next job to enter this execution class.

**Programmer Response:** None.

**Operator Response:** None; refer to the corresponding start-of-job logging message 1Q47I of the same job.

**1QD1A**      **TOO MANY ADDITIONAL EXTENTS (*mmm*)  
 FOR DATA FILE EXTENSION, RC = *nnnn***

**Explanation:** In the Label Area, VSE/POWER has detected *mmm* more data file extents during warm start than used in the last session. Data file extension is assumed, but can not be executed due to the reason implied by the reason code (RC). *nnnn* can be one of the following:

**RC=0001:**  
 reserved

**RC=0002:**  
 The already existing extent(s) plus the additional extent(s) in IJDFILE DLBL/EXTENT for data file extension exceed the maximum number of data file extents (32).

**RC=0003:**  
 The existing data file contains already the maximum number of 2,147,483,647 DBLKs.

**RC=0004:**  
 Extending the data file during warm start is ignored, previous extension was not successfully completed.

**System Action:** VSE/POWER ignores the additional extent(s) by truncating the IJDFILE DLBL & EXTENT to the number of extents used in its last session and continues with warm start.

For RC=0004 VSE/POWER will resume formatting of the

previously added and not yet formatted extent(s).

**Programmer Response:** Check and correct the DLBL/EXTENT specification in your ASI procedure. To compare the actual number of extents with the number shown in field *mm* use PDISPLAY Q.

For RC=0004 you may wait for successful completion of formatting (1QD6I (2)), then terminate VSE/POWER by PEND command and restart it to format new extent(s).

**Operator Response:** Notify your system programmer.

**1QD2D**      **DATA FILE EXTENT NO. *mm* - FOR  
 FORMATTING REPLY 'YES' ELSE 'NO' (//  
 EXTENT SYS:*xxx,valid,1,mmn,start,length*)**

**Explanation:** VSE/POWER is in data file extension during warm start as indicated by preceding message 1QD7A. Confirmation is requested for this additional (new) EXTENT number *mm*, presented as specified in the label area (without any checking for correctness).

**System Action:** VSE/POWER waits for a response.

**Programmer Response:** If data file extension is not desired, check and correct the DLBL/EXTENT specification in your ASI procedure.

**Operator Response:** Notify your system programmer. If data file extension is desired, reply YES to all message(s) 1QD2D, else NO.

**YES**

VSE/POWER shall format the additional extent and add its free DBLKGP's to the total chain of free DBLKGP's.

**NO**

VSE/POWER shall continue with a normal warm start, ignoring this extent and all already 1QD2D-approved extents.

**1QD2I**      **EXISTING DATA FILE EXTENT NO. *mm*  
 FOUND IN IJDFILE DLBL/EXTENT (//  
 EXTENT SYS:*xxx,valid,1,mmn,start,length*)**

**Explanation:** VSE/POWER is in data file extension warm start as indicated by preceding message 1QD7A. The extent information of the existing extent number *mm* is shown for your information as extracted from the IJDFILE DLBL/EXTENT statements.

**System Action:** None.

**Programmer Response:** None.

**Operator Response:** None.

**1QD3A**      **DATA FILE EXTENSION FAILED FOR  
 EXTENT NO. *mm*, RC = *nnnn*, WARM START  
 CONTINUED**

**Explanation:** For extension of the data file, VSE/POWER must verify the // EXTENT statement(s) of already existing data file extent(s) and the additional extent(s). During this process an incorrect specification has been detected for the reported // EXTENT statement number *mm*. Therefore — or due to operator decision — the data file extension attempt had to be stopped. The type of the incorrect specification or rejection is implied by the reason code (RC). *nnnn* can be one of the following:

**RC=0001:**

A system logical unit number has been specified in the IJDFILE DLBL/EXTENT statement although only programmer logical unit numbers are supported by VSE/POWER.

**RC=0002:**

The logical unit numbers of the IJDFILE DLBL/EXTENT statements are not in contiguous ascending order.

**RC=0003:**

More than one logical unit number of the IJDFILE DLBL/EXTENT statements is assigned to the same device.

**RC=0004:**

Not all extents of the IJDFILE DLBL/EXTENT statements reside on the same device type.

**RC=0005:**

The specification of the named data file EXTENT statement do not match the specification saved from the last VSE/POWER start.

**RC=0006:**

The reported extent is currently not assigned.

**RC=0007:**

Open for IJDTEST to verify the location of the additional extent(s) has failed. The highest extent number is shown. To determine the failing extent analyze the preceding VSE/AF messages.

**RC=0008:**

VSE/POWER is running shared and found other systems active at the same time or their previous session(s) were not terminated properly.

**RC=0009:**

VSE/POWER is running shared, but at least one extent of the IJDFILE DLBL/EXTENT statements resides not on a shared disk.

**RC=000A:**

The operator has rejected data file extension by answering 'NO' to message 1QD2D.

**RC=000B:**

The new extent resides on a FBA disk and is too small to contain at least one DBLK.

**System Action:** VSE/POWER ignores the additional extent(s) by truncating the IJDFILE DLBL & EXTENT to the number of extents used in its last session and continues with warm start.

**Programmer Response:** Check and correct the DLBL/EXTENT specification in your ASI procedure, compared to the specifications of the existing extents as presented by PDISPLAY Q command.

**Operator Response:** Inform your system programmer.

For RC=0008 you must shutdown all other sharing systems before you can extend the data file. If all other systems are already terminated but are still shown active in VSE/POWER PDISPLAY STATUS report, you may use PRESET sysid1,sysid2,... to reset their active state. After normal shutdown and re-IPL the data file extension will be accepted.

---

**1QD4I      VERIFYING LOCATION OF ADDITIONAL DATA FILE EXTENT(S) BY OPEN FOR 'IJDTEST'**

**Explanation:** VSE/POWER is performing data file extension and verifies whether the planned location of the additional extent(s) is available. Verification is achieved by a VSE/AF BAM OPEN for the test file IJDTEST, which uses the same EXTENT(s) as defined in the additional EXTENT statement(s) of IJDFILE.

**System Action:** If the planned EXTENT(s) overlap(s) an

existing file, message 4744D OVERLAP ON UNEXPRD FILE IJDTEST follows. If the planned EXTENTs overlap each other, message 4740D EXTENT OVERLAPS ANOTHER IJDTEST SYS0xy=cuu volume follows. If BAM finds no OPEN obstacle, VSE/POWER will issue message 1QD5I.

**Programmer Response:** None.

**Operator Response:** When message 4744D is issued, check whether the old unexpired file may be deleted and enter DELETE. If the old file must be retained, press ENTER to let VSE/POWER switch to a normal warm start without the additional extents.

When message 4740D is issued, press ENTER to let VSE/POWER switch to a normal warm start without the additional extents.

VSE/POWER will inform the operator by message 1QD3A with RC=0007 that it verification of the additional extents has failed.

---

**1QD5I      LOCATION OF ADDITIONAL DATA FILE EXTENT(S) VERIFIED SUCCESSFULLY**

**Explanation:** VSE/POWER is performing data file extension and has verified that the planned location of the additional extent(s) is available and correct.

**System Action:** Extension warm start continues.

**Programmer Response:** None.

**Operator Response:** None.

- 
- 1QD6I**
1. FORMATTING OF NEW DATA FILE EXTENT NO. *mmm* STARTED
  2. FORMATTING OF NEW DATA FILE EXTENT NO. *mmm* COMPLETED, *nnnnnn* FREE DBLKGPS ADDED
  3. FORMATTING OF NEW DATA FILE EXTENT NO. *mmm* DETECTED ON SYSID *sysid*
  4. FORMATTING OF NEW DATA FILE EXTENT NO. *mmm* FAILED, RC=*nnnn*
  5. FORMATTING OF NEW DATA FILE EXTENT NO. *mmm* POSTPONED UNTIL NEXT WARM START

**Note:** The numbers on the left will not actually appear on your screen. They have been added here as a retrieval aid only.

**Explanation:**

1. VSE/POWER has started to format the data file extent number *mmm* as confirmed by answering 'YES' to message 1QD2D.
2. VSE/POWER has completed formatting data file extent number *mmm* and *nnnnnn* free DBLKGPS have been made available for spooling.
3. During startup VSE/POWER has detected that another sharing system is occupied with formatting additional data file extent(s). Data file extent number *mmm* is currently being formatted. This is an informational message.
4. VSE/POWER failed formatting the data file extent number *mmm*. The type of the failure is implied by the reason code (RC).*nnnn* can be one of the following:

**RC=0001:**

Formatting has been terminated prematurely by operator command PEND IMM.

**RC=0002:**

Formatting could not be started due to lack of partition GETVIS.

**RC=0003:**

Formatting terminated abnormally due to I/O error on data file extent number *mmm*.

**RC=0004:**

Formatting terminated abnormally due to I/O error on the queue file for writing back the master record.

**RC=0005:**

Formatting of data file extent number *mmm* was called with invalid parameters.

5. Data file extension has been interrupted by PEND command which has higher priority than formatting residual extents. After the next warm start VSE/POWER will resume data file extension at the named extent number *mmm*.

**System Action:**

1. VSE/POWER continues processing.
2. VSE/POWER continues processing.
3. VSE/POWER continues processing.
4. VSE/POWER takes the following actions depending on the reason code (RC):

**RC=0001:**

VSE/POWER terminates data file extension so that it can be resumed for the remaining extent(s) during the next warm start. The extents formatted so far are already part of the data file and are used for spooling.

**RC=0002:**

VSE/POWER terminates data file extension so that it can be resumed for the remaining extent(s) during the next warm start. The extents formatted so far are already part of the data file and are used for spooling.

**RC=0003:**

VSE/POWER terminates data file extension. The extents formatted so far are already used for spooling and are part of the data file. At the next warm start with unchanged IJDFILE DLBL/EXTENT statements, VSE/POWER will detect the not yet formatted extents and prompt the operator for data file extension.

**RC=0004:**

VSE/POWER terminates data file extension. The appropriate recovery for the master record I/O error is left for subsequent tasks. The extents formatted so far are already part of the data file and are used for spooling. At the next warm start VSE/POWER will detect that formatting was not completed and will resume data file extension.

**RC=0005:**

VSE/POWER takes an internal dump and terminates data file extension. The extents formatted so far are already part of the data file and are used for spooling.

5. VSE/POWER will resume formatting of new extent number *mmm* and all succeeding extents after the next warm start.

**Programmer Response:**

1. None.
2. None.
3. None.

4. To extend the data file successfully you should perform the action belonging to the shown reason code (RC) as shown.

**RC=0001:**

Re-IPL your system with the same DLBL/EXTENTS for IJDFILE as in the previous session. During warm start VSE/POWER will detect that formatting of additional extent(s) is incomplete and resume formatting for the remaining extents. When a shared system can not be re-IPLed, you may issue command PRESET for the failing system on another system to transfer formatting of the additional extent(s) to the your system.

**RC=0002:**

Increase the allocation of partition GETVIS for the VSE/POWER partition and re-IPL your system with the same DLBL/EXTENTS for IJDFILE as in the previous session. During warm start VSE/POWER will detect that formatting of additional extent(s) is incomplete and resume formatting for the remaining extents. When a shared system can not be re-IPLed, you may issue command PRESET for the failing system on another system to transfer formatting of the additional extent(s) to the your system.

**RC=0003:**

To continue data file extension at the next VSE/POWER warm start, change the named failing extent - which is not yet formatted - to another location to exclude the faulty disk area. Then re-IPL your system with the modified DLBL/EXTENTS. During the next warm start VSE/POWER will detect the additional extent(s) (because extension has been reset) and data file extension will be started anew for the modified extent and its successors. Or to pause data file extension you may re-IPL your system with the DLBL/EXTENTS for IJDFILE which have been formatted so far, meaning you must withdraw the failing extent and all following EXTENT statements (and all their assignments).

**RC=0004:**

Verify and check subsequent queue file I/O error messages before resuming or restarting data file extension. You may use queue file reallocation to move the queue file to a different location at the next VSE/POWER warm start.

**RC=0005:**

Collect the dump and inform your IBM representative.

5. None.

**Operator Response:**

1. None.
2. None.
3. Verify that the system named by SYSID *sysid* is still alive. If so, no action is required. If that system has terminated abnormally and can not be restarted to complete its formatting, you may use the PRESET *sysid* command to hand formatting over to your own system.
4. Inform your system programmer.
5. Warm start VSE/POWER to resume formatting of the not yet formatted new data file extents.



---

**1QD7A**      *mm* ADDITIONAL EXTENT(S) FOUND FOR  
EXTENSION OF EXISTING DATA FILE  
WITH *nn* EXTENT(S)

**Explanation:** In the Label Area VSE/POWER has detected *mm* data file extents in addition to the *nn* extent(s) used in the last session. Data file extension is assumed.

**System Action:** For **each** existing extent, message 1QD2I will show the extent information and for **each** additional extent message 1QD2D will show the extent information and request confirmation.

**System Programmer Response:** If data file extension is not desired, reply NO to message 1QD2D and check and correct the DLBL/EXTENT specification in your ASI procedure. To compare the DLBL/EXTENT specification with the actual used data file extents, use PDISPLAY Q when VSE/POWER initiation has been completed.

**Operator Response:** Notify your system programmer.

---

**1QE1I**      RE-ALLOCATION PROCESS STARTED FOR  
VSE/POWER QUEUE FILE

**Explanation:** VSE/POWER has detected a not yet existing queue file on logical unit SYS001 during its warm start.

**System Action:** VSE/POWER assumes that the previously used queue file is assigned to SYS034 with file name IJQFOLD and that this queue file should be re-allocated to IJQFILE on SYS001. Warm start is continued. Message 1QE3D will follow, or in case of failure even 1QE2A.

**System Programmer Response:** None.

**Operator Response:** None.

---

**1QE2A**      1. RE-ALLOCATION OF QUEUE FILE  
FAILED, RC=*nnnn*. WARM START  
CONTINUED FOR IJQFOLD ON SYS034  
2. RE-ALLOCATION OF QUEUE FILE  
FAILED, RC=*nnnn*. WARM START  
TERMINATED

**Note:** The numbers on the left will not actually appear on your screen. They have been added here as a retrieval aid only.

**Explanation:** According to the message text:

1. VSE/POWER has stopped queue file re-allocation process due to an unfulfilled requirement or an incorrect definition as explained by the reason code (RC). *nnnn* can be one of the following:

**RC=0001:**

Other shared spooling systems have already started and the existing (old) IJQFOLD queue file can not be used exclusively.

**RC=0002:**

The new IJQFILE extent can not hold all queue records of the existing (old) IJQFOLD extent.

**RC=0003:**

The new IJQFILE extent overlaps the existing (old) IJQFOLD extent, which is not allowed.

**RC=0004:**

SYS001 does not assign the new IJQFILE extent to a shared disk although VSE/POWER queue and data file should be shared.

**RC=0005:**

The old IJQFOLD extent specified in the DLBL does not match the VTOC.

**RC=0006:**

The new IJQFILE extent could not be defined, either its planned location is in use by an unexpired file or the extent exceeds the disk boundaries.

**RC=0007:**

There is insufficient storage to place the new IJQFILE either into Partition Getvis or into VIO.

**RC=0008:**

Formatting of the new IJQFILE extent failed due to I/O errors.

**RC=0009:**

The operator rejected re-allocation from existing (old) IJQFOLD extent to new the IJQFILE extent.

**RC=000A:**

VSE/POWER detected SYS001 (IJQFILE) and SYS034 (IJQFOLD) assigned to disks with different cuu but the same VOLID.

**RC=000B:**

No DLBL/EXTENT defined for IJQFILE.

**RC=000C:**

No PFIxed storage available for internal control blocks.

**RC=000D:**

The temporary VSE/POWER queue file could not be closed.

**RC=000E:**

The permanent VSE/POWER queue file could not be created by OPEN macro call.

**RC=000F:**

The re-allocated VSE/POWER queue file could not be written to its new location.

**RC=0010:**

The Master Record of the re-allocated VSE/POWER queue file could not be written to disk.

**RC=0011:**

After placing the new IJQFILE into Partition Getvis, there is insufficient storage left to start batch partitions.

2. VSE/POWER has stopped the queue file re-allocation process due to missing definitions for the previously named IJQFOLD explained by the reason code (RC). *nnnn* can be one of the following:

**RC=0020:**

No DLBL/EXTENT defined for IJQFOLD.

**RC=0021:**

Either the EXTENT statement for IJQFOLD does not specify SYS034 as a logical unit, or SYS034 is assigned to a disk which does not contain IJQFOLD.

**System Action:**

1. VSE/POWER ignores the new IJQFILE and continues warm starting the old queue file IJQFOLD assigned to SYS034.
2. VSE/POWER terminates by cancelation.

**System Programmer Response:** Check and correct the DLBL/EXTENT specification in your ASI procedure.



For RC=0001 you must shutdown all other systems (see 'ACTIVE SYSIDs FOUND' of the PDISPLAY STATUS report) before you can re-allocate the queue file. If other systems can not be terminated properly, you may use PRESET sysid1,sysid2,... to reset their active state.

For RC=0002 you must increase the IJQFILE extent.

For RC=0003 you must move the IJQFILE extent to another disk location.

For RC=0004 you must assign the new IJQFILE extent to a shared disk. Check whether the disk is added with option 'SHR' in \$IPLESA procedure.

For RC=0005 you must correct your IJQFOLD EXTENT statement according to the VTOC information and then warm start VSE/POWER again.

For RC=0006 select another disk extent for the new IJQFILE and warm start VSE/POWER again.

For RC=0007 you must increase either Partition Getvis or VIO as indicated by message 1Q1DI or 1QFII which precedes this message.

For RC=0008 select another disk extent for the new IJQFILE and warm start VSE/POWER again.

For RC=000A change DLBL/EXTENT/ASSGN for new IJQFILE to reside on a different disk (no duplicate VOLID for different disk address).

For RC=000B supply DLBL/EXTENT/ASSGN for new IJQFILE.

For RC=000C increase the SETPFIX limit in your VSE/POWER startup procedures.

For RC=000D, 000E, 000F and 0010 a dump has been taken. Contact IBM to check its known-problem data base.

For RC=0011 you must increase VSE/POWER Partition Getvis.

For RC=0020 and RC=0021 you must define IJQFOLD DLBL/EXTENT assigned to SYS034 addressing the previously used queue file.

**Operator Response:** Inform your system programmer.

---

**1QE3D      CONFIRM QUEUE FILE RE-ALLOCATION FROM IJQFOLD TO IJQFILE BY 'YES' ELSE 'NO'**

**Explanation:** VSE/POWER performs a warm start and detected a not yet defined queue file extent for IJQFILE as indicated by preceding message 1QE1I. The previously used queue file IJQFOLD was opened instead and now the operator is asked to confirm re-allocation of all queue entries from the old queue file IJQFOLD to the new queue file IJQFILE. The extent information of the old and the new queue file are displayed by preceding messages 1QE3I.

**System Action:** VSE/POWER waits for a response.

**System Programmer Response:** If queue file re-allocation is not desired, check and correct the DLBL/EXTENT/ASSGN specification in your ASI procedure by:

1. Remove IJQFILE DLBL and EXTENT from STDLABEL.PROC
2. Remove IJQFILE ASSGN from DTRPOWR.PROC
3. Rename IJQFOLD DLBL to IJQFILE in STDLABEL.PROC
4. Change IJQFOLD EXTENT from SYS034 to SYS001 in STDLABEL.PROC

5. Change IJQFOLD ASSGN from SYS034 to SYS001 in DTRPOWR.PROC

**Operator Response:** Notify your system programmer. If queue file re-allocation is desired, reply YES, else NO.

**YES**

VSE/POWER will format the new queue file and move all queue entries from the old queue file to the new one. After successful re-allocation the old queue file is deleted.

**NO**

VSE/POWER will continue its warm start by accessing the old queue file IJQFOLD on SYS034.

---

**1QE3I      1. IJQFOLD: // EXTENT  
SYS034,volid,1,n,start,length  
2. IJQFILE: // EXTENT  
SYS001,volid,1,n,start,length**

**Note: The numbers on the left will not actually appear on your screen. They have been added here as a retrieval aid only.**

**Explanation:** VSE/POWER shows the extents of the previously used queue file IJQFOLD now assigned to SYS034 and of the new (not yet existing) queue file IJQFILE assigned to SYS001.

**System Action:** Message 1QE3D will follow.

**System Programmer Response:** See 1QE3D.

**Operator Response:** See 1QE3D.

---

**1QE4I      VERIFYING LOCATION OF NEW QUEUE FILE IJQFILE BY OPEN FOR 'IJQTEST'**

**Explanation:** VSE/POWER is performing a queue file re-allocation and starts to verify whether the planned location of the new queue file is not occupied by other files. Testing is handled by VSE/AF BAM opening the test file IJQTEST with the extent information of the IJQFILE DLBL/EXTENT statement.

**System Action:** If the planned EXTENT overlaps an existing file, message

4744D OVERLAP ON UNEXPRD FILE IJQTEST SYS001=cuu volid 'file-id'

follows, where 'file-id' identifies the unexpired file which is about to be overlapped by IJQTEST.

**System Programmer Response:** None.

**Operator Response:** When message 4744D follows, check whether the named unexpired file can be deleted by 'DELETE'. If the named file must be retained, press enter, to let VSE/POWER switch to warmstart on queue file IJQFOLD.

---

**1QE5I      LOCATION OF NEW QUEUE FILE IJQFILE VERIFIED SUCCESSFULLY**

**Explanation:** VSE/POWER is performing a queue file re-allocation and has verified that the planned disk location of the new IJQFILE is available.

**System Action:** Queue file re-allocation warmstart continues.

**System Programmer Response:** None.

**Operator Response:** None.

---

**1QE6A RE-ALLOCATION FOR IJQFILE COMPLETED, *nnnn* FREE QUEUE RECORDS ADDED**

**Explanation:** VSE/POWER has completed re-allocation of the queue file from IJQFOLD on SYS034 to IJQFILE on SYS001 and *nnnn* free queue records have been made available in addition to the previously allocated (used and free) queue records the old queue file. The old queue file IJQFOLD will be deleted.

**System Action:** VSE/POWER continues processing using the new queue file IJQFILE on SYS001.

**System Programmer Response:** Remove the IJQFOLD DLBL/EXTENT/ASSGN specification from your ASI procedure for the next VSE/POWER startups.

**Operator Response:** Notify your system programmer.

---

**1QE7I DELETION OF IJQFOLD FAILED, REMOVE FILE-ID *file-id* ON *valid* MANUALLY**

**Explanation:** VSE/POWER has completed re-allocation but deletion of the superfluous old queue file IJQFOLD failed.

**System Action:** VSE/POWER continues processing using the new queue file IJQFILE on SYS001.

**System Programmer Response:** Remove the named VTOC entry for IJQFOLD from the named disk.

**Operator Response:** Notify your system programmer.

---

**1QE8A IJQFILE (// EXTENT SYS001,*valid,1,n,start,length*) MISMATCH WITH *file-id* ON *cuu***

**Explanation:** VSE/POWER has detected a mismatch between the EXTENT definition (as displayed in this message) for IJQFILE DLBL and the existing VTOC entry on disc *cuu* for *file-id* named in the DLBL statement. Either the IJQFILE label has been altered erroneously for this VSE/POWER warm start, or an attempt has been made to re-allocate the VSE/POWER queue file during a warm start to a new extent on the same disk (as the existing IJQFOLD queue file), but the **same** *file-id* has been specified for both.

**System Action:** VSE/POWER continues warm starting the queue file using the location of the *file-id* as found in the VTOC.

**System Programmer Response:** Correct the IJQFILE DLBL according to your intended type of VSE/POWER warm start. Note that a different *file-id* must be used when the VSE/POWER queue file should be re-allocated to the same disk where the existing queue file resides.

**Operator Response:** Notify your system programmer.

---

**1QF0I DATA FILE *nnn*% FULL - QUEUE FILE *mmm*% FULL**

**Explanation:** VSE/POWER has detected that the spool file full percentage has reached an excessive amount.

**System Action:** Processing continues. This message will be repeated every 60 seconds as long as the spool file usage exceeds the specified percentage.

**Note:** Reaching 100 % spool utilization is considered a serious operational problem.

**System Programmer Response:** Take steps necessary to avoid system performance degradation by planning an extension of the existing VSE/POWER spool files via an orderly

- 'extension of the data file during a warm start', or
- 're-allocation of the queue file during a warm start', or
- 'extension of the queue and data file during a cold start'.

---

**Operator Response:** Notify your system programmer. Reduce the contents of the data/queue file, for example,

- delete queue entries not needed any more.
  - save queue entries on tape using the POFFLOAD command.
- 

**1QF1I UNABLE TO PLACE ENTIRE QUEUE FILE IN STORAGE, *nnnn*K REQUIRED IN VIO**

**Explanation:** VSE/POWER could not allocate enough storage to hold the queue file in storage.

**System Action:** IF message 1Q24I has

- been issued before, then VSE/POWER initialization is terminated.
- *not* been issued before, then VSE/POWER attempts to place the queue file into the partition GETVIS area instead.

**System Programmer Response:** Enlarge the VIO size or VPOOL size for mode=VM at next IPL or reduce the size of the VSE/POWER queue file. Note that the storage amount required by VSE/POWER will be rounded to the next 32K boundary for VM Mode or 64K boundary for 370 or ESA Mode.

**Operator Response:** Notify your system programmer.

---

**1QF2A PEND FORCE REQUIRED TO TERMINATE VSE/POWER**

**Explanation:** VSE/POWER was unable to correct the queue file I/O error which occurred while writing back the storage copy of the queue file to disk at VSE/POWER termination time.

**System Action:** VSE/POWER termination is halted.

**System Programmer Response:** Consider to place the queue file on a different disk.

**Operator Response:** Notify your system programmer. Perform a POFFLOAD of the queues, if necessary, prior to terminating VSE/POWER via the PEND FORCE command.

---

**1QF3I VSE/POWER CONTINUES WITH SUBSET OF QUEUE FILE - QUEUE ENTRIES MAY BE LOST**

**Explanation:** A queue file I/O error occurred at VSE/POWER start up time while reading all queue record blocks from disk. VSE/POWER was unable to correct the I/O error. Queue file recovery will be done to repair the various class chains.

**System Action:** The system continues with a subset of the original queue file.

**System Programmer Response:** Consider placing the queue file on a different disk extent.

**Operator Response:** Contact your system programmer. Do a PDISPLAY Q command to determine the remaining number of free queue records, respecting that the 'full' percentage is evaluated from the sum of the actually used plus the lost queue records due to I/O errors.

---

**1QF4A NO FREE QUEUE RECORD AVAILABLE FOR *task, cuu***

**Explanation:** One of the following:

1. A VSE/POWER task has requested a free queue record but
  - none is available outside the free queue-record-cushion for non queue-display requests
  - even the free queue-record-cushion has been exhausted by queue-display requests.
2. VSE/POWER has detected a mismatch between the 'number of free queue records' and the state of the 'next free queue record pointer'.

**System Action:** According to the reasons mentioned in the explanation:

1. The task issuing the message is put in wait state. When a queue record becomes available the task is automatically reactivated. If, however, the task is a save account or print status (queue display) task, the task is terminated with additional messages.
2. VSE/POWER has requested an internal dump, it issues message 1QBAl, and enters in-flight recovery for the free queue record chain.

**System Programmer Response:** According to the reasons mentioned in the explanation:

1. Check size of queue file and enlarge it, if necessary through 're-allocation of the queue file during a warm start'.
2. This is an indication for an internal logic error or destructed storage. Inform your IBM representative.

**Operator Response:** According to the reasons mentioned in the explanation:

1. To make queue records available for use, do either of the following:
  - a. Use the POFFLOAD command to save some queue entries onto tape for later processing.
  - b. Empty the queue file by processing (printing, punching transmitting) one or more queue entries.
  - c. Delete one or more queue entries from the queue file.

If the message occurs frequently, inform your system programmer to enlarge the size of the queue file, if necessary.

2. Inform your system programmer about the dump taken.

#### 1QF5I QUEUE FILE IS BEING RE-BUILT

**Explanation:** A severe I/O error was detected by VSE/POWER when writing to the queue file. VSE/POWER attempts to re-build the queue file.

**System Action:** After successful reformatting of the queue file (CKD device only), the storage copy of the queue file is written back to disk. If VSE/POWER fails to reformat and/or to copy back the queue file, message 1QF7A is issued.

**System Programmer Response:** None.

**Operator Response:** None.

#### 1QF6I QUEUE FILE SUCCESSFULLY RE-BUILT

**Explanation:** VSE/POWER has reformatted the queue file (CKD device only) and copied the up-to-date storage copy of the queue file back to disk. This message will succeed message 1QF5I which indicated that rebuilding has been initiated.

**System Action:** Processing continues

**System Programmer Response:** None.

**Operator Response:** None.

#### 1QF7A QUEUE FILE DAMAGED - COLD START REQUIRED AFTER SAVING SPOOL FILE

**Explanation:** VSE/POWER was unable to reformat the queue file; an unrecoverable I/O error occurred.

**System Action:** Processing continues using the storage copy of the queue file only. All VSE/POWER controlled partitions will be forced to stop at end of job; however, the operator can start partitions manually if needed. If the partitions are not yet started (AUTOSTART) they will be lead into job control "/// PAUSE" mode when - after partition start - a reader queue entry can be found eligible for execution.

All updates of the queue file are made only in the storage

copy of the queue file. A critical phase is entered which must lead into a cold start of the queue file the next time VSE/POWER comes up again.

If running shared, the system will not give up the queue file lock until termination of VSE/POWER.

**System Programmer Response:** Take steps to avoid a further degradation in overall performance. Consider defining alternate file extent(s) as a circumvention.

**Operator Response:** Empty the queues as much as possible. Use the POFFLOAD BACKUP command to save jobs for later processing. Terminate VSE/POWER. Before starting VSE/POWER again, select another equally sized disk extent for the queue file (IJQFILE); type in the new DLBL and EXTENT statements at the console and start VSE/POWER again. Perform a cold start of the queue file. When VSE/POWER is initialized, reload your queues from the backup tape(s). Continue processing and first update your ASIPROC's to reflect the new queue file disk extent. Notify your system programmer.

#### 1QF8I *nnnnnnnnnnnnnnnn* FREE DBLK GROUP(S) [OF A SUBCHAIN] (ABOUT *nnnn%*) LOST

**Explanation:** An unrecoverable I/O or logic error occurred while

1. VSE/POWER was accessing one of the free DBLK group subchains. This part of the free chain can no longer be used.
2. VSE/POWER was replenishing free DBLK groups into one of the free DBLK group subchains.

**System Action:**

For case 1, processing continues using the remaining free DBLK groups existing in the other subchains.

For case 2, the DBLK groups to be replenished are considered lost and processing continues;

*nnnnnnnnnn* shows the number of DBLK groups which are lost. *nnnn* is the percentage of the DBLK groups that is lost now due to the I/O or logic error.

**System Programmer Response:** Take steps to avoid a further degradation in space performance. Either

a) increase your data file by another extent using 'Extending the Data File During a Warm Start', or

b) consider defining alternate data file extents as a circumvention.

**Operator Response:** Use the PDISPLAY STATUS command to determine how many free DBLK groups are still available and how many have been lost due to 'I/O or Logic Error'. Notify your system programmer.

Consider shutting down your system for a subsequent

a) warm start, after you have appended another extent to your existing data file (IJDFILE), or

b) cold start of the queue and data file, after you have saved important queue entries onto tape via the POFFLOAD BACKUP/PICKUP command.

#### 1QF9D ANY OTHER VSE/POWER SYSTEM STILL RUNNING ? (REPLY: YES/NO)

**Explanation:** A shared warmstart initialization attempt suffered from a queue record block or master record read I/O error. Recovery actions modifying the queue file can only be made when no further system has the queue file in access.

**System Action:** VSE/POWER waits for the operator's reply.

When the operator's answer states that other systems are still running, the initialization of VSE/POWER is terminated immediately with message 1QH0I. Otherwise, VSE/POWER will perform queue file recovery.

**System Programmer Response:** None.

**Operator Response:** Reply:

- NO if no other system sharing the same queue/data file is running.
- YES if another system sharing the same queue/data file is running.

Any other reply will cause the message to be repeated.

**1QFAA USED DBLK GROUP FOUND IN A FREE DBLK GROUP SUBCHAIN**

**Explanation:** On top of one of the free DBLKGP subchains, the Allocate Data Block routine has detected a group which is not 'free', but is allocated to an existing queue entry.

The reason for message 1QFAA or 1QFBA may be one of the following:

1. Malfunction of VSE/POWER program logic.
2. Malfunction of OEM programs, that access VSE/POWER queue records or DBLK-data with unofficial interfaces.
3. Disk packs with VSE/POWER queue and data files have been restored from tape, which has been created by 'online' Fastcopy steps (instead of standalone Fastcopy).
4. In case of Shared Spooling only - the queue file locking (see also message 1QB6I) fails due to Lock Manager malfunction or due to incorrect guest definition under VM.

See also message 1Q6KA for further reasons of failure.

**System Action:** An internal dump is taken and message 1QF8I is issued to indicate the loss of an entire free DBLK group subchain because the chain pointers are no longer reliable. VSE/POWER does not wait for any operator action or response.

**System Programmer Response:** This is an indication of an internal logic error or destructed storage. Inform your IBM representative.

When the messages 1QFAA, 1QFBA, 1QFCA, or 1QFDA re-appear, more and more free DBLK groups of the VSE/POWER Data File will be lost as stated in the PDISPLAY STATUS report by 'NUMBER OF DBLK-GROUPS LOST DUE TO I/O OR LOGIC ERROR'. Regain all DBLK groups by a VSE/POWER cold start.

**Operator Response:** Inform your system programmer about the dump taken.

**1QFBA FREE DBLK GROUP FOUND IN RETURNED QUEUE ENTRY**

**Explanation:** Within the DBLK groups of a queue entry being returned to the free DBLK group subchains, a group is detected which is already marked 'free' and it should be marked 'used'. For reasons see message 1QFAA.

**System Action:** An internal dump is taken and message 1QF8I is issued to indicate the loss of all DBLK groups belonging to the queue entry. VSE/POWER does not wait for any operator action or response.

**System Programmer Response:** See the system programmer response for message 1QFAA.

**Operator Response:** Inform your system programmer about the dump taken.

**1QFCA MISMATCH OF GROUP COUNT AND ACTUAL NUMBER OF DBLK GROUPS**

**Explanation:** The count value of DBLK groups passed to the DE-ALLOCATE DATA BLOCKS routine and the actual number of chained DBLK groups are not equal. This is possibly due to a DBLK group chaining error.

**System Action:** An internal dump is taken and message 1QF8I is issued to indicate the loss of all DBLK groups returned by the current request. VSE/POWER does not wait for any operator action or response.

**System Programmer Response:** See the system programmer response for message 1QFAA.

**Operator Response:** Inform your system programmer about the dump taken.

**1QFDA MISMATCH OF SUBCHAIN COUNT AND ACTUAL NUMBER OF FREE GROUPS**

**Explanation:** The count value of a free DBLK group subchain and the actual number of chained free DBLK groups within this subchain are not consistent.

**System Action:** An internal dump is taken and message 1QF8I is issued to indicate the loss of an entire free DBLK group subchain because the chain pointers are no longer reliable. VSE/POWER does not wait for any operator action or response.

**System Programmer Response:** See the programmer response for message 1QFAA.

**Operator Response:** Inform your system programmer about the dump taken.

**1QFED VSE/POWER GENERATION SECNODE VALUE 'xxxxxxx' DOESN'T MATCH WARMSTART VALUE 'yyyyyyyyy'. CONTINUE? (YES/NO)**

**Explanation:** VSE/POWER is being warmstarted and the VSE access control function has been activated and either:

1. The VSE/POWER startup generation SECNODE parameter value is different from the previous system startup value 'yyyyyyyyy', or
2. The VSE/POWER queue file was previously running in shared spooling mode, but has been warmstarted without shared spooling and the VSE/POWER startup generation SECNODE parameter value is different from one or more of the previous shared system SECNODE value(s). The SECNODE 'yyyyyyyyy' is the first different SECNODE value found.

This means that there is a possibility that a job(s) which is authenticated to run on a shared system sysid with the old SECNODE(s) will lose its authentication when it begins to run on the present system.

**System Action:** VSE/POWER waits for the operator's response. If the response is 'NO', then the initialization is terminated. If the response is 'YES', then the new SECNODE value becomes active.

**System Programmer Response:** If an incorrect SECNODE value has been specified in the VSE/POWER generation, then either correct the generation or use a SET SECNODE= control statement to correct the value.

**Operator Response:** Reply 'YES' only upon advice of your system administrator. Otherwise, reply 'NO'.



---

**1QFFD VSE/POWER WARMSTART AND VSE ACCESS CONTROL NOT ACTIVATED(SEC=NO). DO YOU WISH TO CONTINUE? (YES/NO)**

**Explanation:** A non-shared VSE/POWER system is warm starting a queue file and the VSE Access Control function has not been activated, but this queue file was previously running with Access Control activated on either a non-shared or a shared VSE/POWER system. This means that there is a possibility that a job may be able to access resources which were previously protected. This is because the system will allow "authorized" jobs, which are supposed to run only in some given security zone, to execute on the non-shared or any shared systems without security checking.

**System Action:** VSE/POWER waits for the operator's reply. If the reply is 'NO', then the initialization is terminated. If the reply is 'YES', then the initialization continues.

**System Programmer Response:** Ensure that the system Access Control activation (IPL: SYS SEC=...) has been correctly specified.

**Operator Response:** Reply 'YES' only upon advice of your system administrator. Otherwise, reply 'NO'.

---

**1QFGD VSE/POWER STARTUP SPOOL ACCESS PROTECTION MODE "aaaaaaaa" DOESN'T MATCH WARMSTART "bbbbbbbb". CONTINUE? (YES/NO)**

**Explanation:** The VSE/POWER has begun startup, and the Spool Access Protection mode *aaaaaaaa*, either specified or defaulted (see startup statement SET SECAC=), is different from the previously running system value *bbbbbbbb*. This means that the rights of access and manipulation of spool entries on the system will be changed. The operator is prompted to verify whether this is the actual intent.

**System Action:** VSE/POWER waits for the operator's response. If the response is 'NO', then the initialization is terminated. If the response is 'YES', then the initialization continues and the new Spool Access Protection mode *aaaaaaaa* will be implemented as specified.

**Operator Response:** Reply 'YES' only upon advice of your system administrator. Otherwise reply 'NO'.

**System Programmer Response:** If an unsuitable SET SECAC= value has been specified (or defaulted) in the VSE/POWER startup deck, then it should be corrected.

**Programmer Response:** None.

---

**1QG0A WRONG SPOOL TAPE MOUNTED [VOLUME=xxx | RC=mmm]. PLEASE MOUNT THE TAPE CONTAINING jobname jobno VOLUME=yyy ON dev FOR task,cuu**

**Explanation:** VSE/POWER is processing a multi-volume labeled spool tape and a new tape needs to be mounted. The cause is either:

- the sequence order of the tape is incorrect. The incorrect volume number is displayed as "VOLUME=xxx", and the required volume number is displayed as "VOLUME=yyy". If a PRESTART or PRESET command has been entered, the message is preceded by message 1QBBL.
- some other problem occurred indicated by the return code RC=mmm. This code and its meaning may be:

**RC=0001:** the tape is empty  
**RC=0002:** the tape is not a spool tape  
**RC=0003:** the tape is the last multi-volume and another tape should be mounted

**RC=0004:** the spool entry on the tape does not match the entry being processed  
**RC=0005:** either the tape is in the incorrect sequence order, or an internal error has occurred

**Notes:**

- The text "VOLUME=mmm" refers to the labeled tape volume number of the spool entry *jobname jobno* being processed. Although a labeled tape function may produce several tapes, the given message text will refer only to the volume(s) concerned with the indicated spool entry. This volume number can always be displayed by using the PDISPLAY command.
- If the text VOLUME=\*\*\* is displayed this means that the actual volume number is equal to or greater than 127 (the maximum value that VSE/POWER can display - for a greater number of tapes the operator must be careful to count the tapes in order to know which tape to mount next). If the text VOLUME=\*\*\*(LAST) is displayed this means the last tape volume for the spool entry, whatever the volume sequence number.

**System Action:** The present tape is unloaded. The system waits for an operator response.

**Programmer Response:** None.

**Operator Response:** Either of the following:

- Mount a new tape and indicate to continue with the reply:  
PGO cuu
- To terminate the task reply:  
PGO cuu,CANCEL

---

**1QH0I RE-ATTEMPT WARMSTART WHEN NO FURTHER VSE/POWER SYSTEM UP**

**Explanation:** A shared warmstart initialization attempt suffered from a queue record block or master record read I/O error. The operator has confirmed as result of message 1QF9D that at least one more sharing system is correctly running.

**System Action:** The VSE/POWER initialization is terminated.

**System Programmer Response:** None.

**Operator Response:** Unless another sharing system is able to recover, attempt a new warmstart of VSE/POWER when all systems participating in the shared spooling complex are terminated.

---

**1QH1D COLDSTART REQUESTED BY ANY SHARED SYSTEM ? (REPLY: YES/NO)**

**Explanation:** One of the following:

- VSE/POWER can not read the master record at initialization time to find out whether the queue file on disk has been declared 'damaged' by another shared system, that preserved its up-to-date storage copy.
- A read queue record block I/O error occurred at initialization time, but VSE/POWER can not rely on the information in the master record.

**System Action:** VSE/POWER waits for the operator's reply. When the operator's answer states that a coldstart was requested, the initialization of VSE/POWER is terminated immediately with message 1Q76I. Otherwise, VSE/POWER will continue the initialization with message 1QF9D.

**System Programmer Response:** None.

**Operator Response:** Reply:

**NO** if no other system (including the own) has issued message 1QF7A.  
**YES** if any system has issued message 1QF7A requesting coldstart of the queue file.





---

**1QX1I**      **XPCC FUNC=*function* FAILED IN  
PHASE=*phasename*, RC=*nnnn*, RETC=*xx task-id***

**Explanation:** VSE/POWER received non-zero return codes from the XPCC services. RC is the XPCC register 15 return code; RETC is the XPCC IJBXRETC code.

For the meaning of *nnnn* and *xx*, refer to the documentation of the MAPXPCCB macro in the IBM publication *z/VSE System Macros Reference*.

**System Action:** This depends on the function that is being performed and on the severity of the return code. For the involved communication path, VSE/POWER may:

Stop the currently provided service.

Disconnect the path.

Terminate the task.

In case of FUNC=CONNECT, RC=08, RETC=0E, no System GETVIS storage was available to establish an 'open' connection (see explanation of message 1QX2I). The CONNECT request is retried periodically and message 1QX1I may be repeated every minute.

**System Programmer Response:** Take steps to correct the error.

**Operator Response:** Notify your system programmer.

---

**1QX2I**      **UNABLE TO CONTINUE CROSS  
PARTITION SUPPORT**

**Explanation:** VSE/POWER was unable to establish an 'open' connection. It is no longer possible to create new connections to VSE/POWER. The preceding console messages contain more information about the cause of the error.

**System Action:** All existing cross partition tasks will continue to execute. No new tasks will be created.

**System Programmer Response:** Take steps to correct the error.

**Operator Response:** When it is necessary to continue with the cross partition support, for example for support of SUBMIT function from VSE/ICCF, VSE/POWER must be terminated with PEND and re-initialized. Notify your system programmer.

---

**1QX3I**      **CROSS PARTITION TASK *connect-ID*  
SERVING SAS= *application-id* STOPPED  
[DUE TO EXIT FAILURE]**

**Explanation:** Either the PSTOP command was issued to terminate the spool-access task *task-id* or a failure occurred in a user reader exit and the corresponding task had to be stopped.

**System Action:** VSE/POWER disconnects the communication path serviced by the task.

**System Programmer Response:** If required, check and correct the failing exit.

**Operator Response:** Inform your system programmer.

---

**1QY0I**      **START-UP FOR DEVICE *devname*  
UNSUCCESSFUL, DDS=*ddsname***

**Explanation:** VSE/POWER, trying to connect to the device controlling Device Driving System (DDS), has not received the connection-complete response. Probably, the DDS has not yet been started.

**System Action:** The device service task continues waiting for the DDS to connect.

**System Programmer Response:** None.

**Operator Response:** Check the status of the DDS. Start the DDS if this has not yet been done. If the DDS cannot be activated, issue a

PSTOP DEV,*devname*

command to terminate the device service task.

---

**1QY1I**      **DEVICE *devname* UNAVAILABLE,  
DDS=*ddsname*, RC=*xxxx***

**Explanation:** The device service task, trying to start a device 'devname' controlled by a DDS, has failed. The reason is implied by the reason code (RC); *xxxx* can be one of the following:

**RC=0801:**      Parameter string either missing or invalid

**RC=0802:**      Start of device not accepted by DDS

**RC=0803:**      Device unknown

**RC=0804:**      Device busy

**RC=0805:**      Device out of service

**RC=0806:**      Device start rejected due to lack of resources

**System Action:** The device is not made active and the device service task is terminated.

**System Programmer Response:** None.

**Operator Response:** Note the return code and resubmit the PSTART command as necessary.

---

**1QY2I**      **DEVICE *devname* WAITING FOR WORK,  
DDS=*ddsname***

**Explanation:** The message occurs when there is no output queue entry eligible for processing by the task.

**System Action:** The device service task waits for an eligible queue entry to be put into the output queue, after which the task starts automatically.

**System Programmer Response:** None.

**Operator Response:** Make list / punch output queue entries available for processing. If there is no more work to be done, enter PSTOP DEV command to terminate device service task.

---

**1QY3I**      **DEVICE *devname* STARTED, DDS=*ddsname*,  
TIME=*hh:mm:ss***

**Explanation:** The device service task (DST) has successfully activated (by setup of XPCC connection and exchange of PSTART order and order response) the device *devname*, which is supported by the DDS *ddsname*.

**System Action:** The device service task waits on work requests from the DDS supporting the device.

**System Programmer Response:** None.

**Operator Response:** None.

---

**1QY4I**      **DEVICE *devname* STOPPED {BY OPERATOR  
*userid* | BY VSE/POWER | BY USER EXIT |  
DUE TO EXIT FAILURE} , DDS=*ddsname***

**Explanation:** One of the following:

1. The PSTOP DEV command was given by an operator to terminate the device or the PEND command was given to orderly shut down VSE/POWER or the DDS encountered a failure condition which disallows it to continue processing.
2. VSE/POWER detected an error condition which caused the communication with the DDS driving the external device to be discontinued.
3. The user output exit routine has set the return code to terminate the device.
4. A failure occurred in the user output exit routine.

If no user ID is shown in the message, the command was originated by the system operator.

**System Action:** The device service task is detached from VSE/POWER and all resources occupied by the device service task are released.

**System Programmer Response:** If a failure occurred in the user output exit routine, correct your output exit routine.

**Operator Response:** If a failure occurred in the user output exit routine, inform your system programmer.

**1QY5I            TERMINATION OF DDS *ddsname* FOR DEVICE *devname* ,RC=*nnnn***

**Explanation:** The device driving system (DDS) supporting the VSE/POWER controlled device has failed. The failure is due to internal errors. The reason is implied by the reason code (RC) as shown below.

**RC=0001:**            The DDS terminated abnormally.

**RC=0002:**            The DDS terminated the communication path by means of the XPCC FUNC=DISCONN or DISCPRG macro instruction.

**System Action:** The device service task is detached from VSE/POWER and all resources occupied by the device service task are released.

**System Programmer Response:** None.

**Operator Response:** None.

**1QY6I            *commandcode* COMMAND NOT ACCEPTED BY DDS *ddsname*, RC=*xxxx***

**Explanation:** A syntax error was made in the operator command or the device driving system (DDS) rejected the command for a reason that might be described in the previous message. *xxxx* can be one of the following:

**RC=0801:**            Parameter string invalid or missing

**RC=0802:**            Other reason as defined individually by the DDS.

**System Action:** The command is ignored

**System Programmer Response:** None.

**Operator Response:** Reissue the corrected command.

**1QY7I            DEVICE *devname* ALREADY STARTED**

**Explanation:** A PSTART command is issued for the device *devname*, but a PSTART has already been issued and the device has not been stopped.

**System Action:** The command is ignored.

**System Programmer Response:** None.

**Operator Response:** None.

**1QY8I            DEVICE *devname* UNKNOWN OR NOT YET STARTED**

**Explanation:** A PSTOP/PFLUSH/PGO/PRESTART/PXMIT/PSETUP command was given for the device *devname*, but the device is either unknown or not yet successfully started.

**System Action:** The command is ignored.

**System Programmer Response:** None.

**Operator Response:** None.

**1QY9I            UNABLE TO START DEVICE *devname*, DDS=*ddsname* IN SHUTDOWN**

**Explanation:** The DDS has already indicated to VSE/POWER that it is going to terminate.

**System Action:** The device is not made available and the device service task is terminated.

**System Programmer Response:** None.

**Operator Response:** None.

**1QZ0I            SEVERE LOGIC ERROR OCCURRED IN PHASE=*phasename*, RC=*xxxx* *task-id*[Q-REC-NO=X'*nnnnnn*']**

**Explanation:** An internal error has been detected during VSE/POWER processing. Depending on the severity of the error, either VSE/POWER terminates, or only the task causing the error terminates abnormally, or if RC=0057 the task may wait indefinitely. The reason is implied by the reason code (RC), *xxxx* can be one of the following

**RC=0001:**            The disk service routine in the VSE/POWER nucleus (IPW\$\$NU) was called

- for queue file I/O, but the passed I/O request word exceeds the highest queue-record-block on disk,
- for data file I/O during VSE/POWER initialization, but the passed I/O request word addresses a DBLK number, which is either negative or which exceeds the highest DBLK on disk.

**RC=0002:**            The put data record function was called but the request was invalid. The task is canceled.

**RC=0003:**            A queue record was obtained from the 'free queue record' chain, but this record was not marked as free.

**RC=0004:**            The 'add queue set' function was called but the queue record representing the queue entry is marked 'free'.

**RC=0005:**            The 'free queue record' function was called but the queue entry had not previously been deleted.

**RC=0006:**            Error in checking delimiters.

**RC=0007:**            The shared spooling timer task could not be found during shutdown of VSE/POWER.

**RC=0008:**            The 'SYSID' could not be found in the 'SYSID' bucket during shutdown of VSE/POWER.

**RC=0009:**            Wrong restart number specified when calling the data management restart routine.

**RC=0010:**            The total number of free DBLK groups differs from the sum of all free DBLK group counts of the sub-chains.

**RC=0011:**            During queue file recovery a queue record has been found with unknown identifier (not R/L/P/B/F) or with valid identifier (R/L/P) but without slashes within the creation date. The record is bypassed and the "LOST DUE TO I/O" bad queue rec. status count is incremented. (Note, 1QZ0I RC=0015 will follow.)

'Q-REC-NO' identifies the hex-number of the bad queue record. To view its contents within the queue file in VSE/POWER partition Getvis, multiply this number by X'180' (q-rec compartment) and add the resulting offset to the queue file begin (via pointer QCAPART, at X'54' in 'DMB').

**RC=0012:**            No free DBLK group could be found in

- one of the sub-chains although the master record indicates that free DBLK groups should be available.
- RC=0013:** The number of usable queue records differs from that established during queue file recovery.
- RC=0014:** Total number of Master Record DBLK groups minus recovery collected used DBLK groups minus free DBLK groups of Master Record became negative — hence at least one DBLK group is twice in use.
- RC=0015:** The number of queue records lost differs from that established during queue file recovery.
- RC=0016:** IPW\$\$LO has been called with an invalid function type.
- RC=0017:** The tape mode verification phase \$IJBSSYS returned 'cuu no tape' or 'cuu not in PUB' indication; this is contradictory to previous VSE/POWER checking.
- RC=0018:** An entry of the 'wait for run' subqueue was to be deleted, but could not be found. Perform a display of the 'wait for run' subqueue and the local reader queue.
- RC=0019:** IPW\$\$NU unchain routine VSU0 has been called either by \$RLV or \$UNV to remove an element from a given virtual storage chain, but the element is not a member of this chain. The chain remains unchanged.
- RC=0020:** The call of IPW\$\$PC failed due to unexpected contents of the internally built Spool Parameter List. No list queue entry is built for this call.
- RC=0021:** The VIO/GETVIS-MOVE routine (IPW\$\$NU) was called, but the passed VIO I/O request word defines a relative byte address outside the VIO area used by VSE/POWER.
- RC=0022:** According to the preceding message 1QB5I, the return code of the failing macro discloses inconsistent processing of VSE/POWER and the VSE supervisor when supporting dynamic partitions.
- RC=0023:** The VIO/GETVIS-MOVE routine (IPW\$\$NU) was called, but the passed GETVIS I/O request word defines a relative byte address outside the partition GETVIS area used to house the storage copy of the queue file on disk.
- RC=0024:** Either the last internal queue record has been overwritten within the in-storage-copy of the queue file, or the 'maximum usable queue record' count of the master record has been destroyed. VSE/POWER attempts to continue in spite of this inconsistent state. It is highly recommended to POFFLOAD the queues and terminate VSE/POWER for a subsequent COLD start of the spool files.
- RC=0025:** During the refresh of a queue record from the in-storage copy of the queue file, the queue record is found to already be in the free queue record chain. This message may be followed by message 1QZ0I RC=0004 or message 1QZ0I RC=0005. The queue record will not be chained to any class chain.
- RC=0026:** The indicated module has failed to find a VSE/POWER section in the job header record.
- RC=0027:** The module IPW\$\$PC has detected an internal inconsistency.
- RC=0028:** A spool-access support BROWSE request has returned a queue entry, but the multiple access count for browse was found to be zero. It should at least be one to identify the 'owning' task.
- RC=0029:** The IPWSEGM macro was issued by a user partition to segment output being spooled and the KEEP=NO option was specified, however the module IPW\$\$XWE detected that no segmentation took place by IPW\$\$XJ.
- RC=0030:** During restarting the 'Locate DBLK Group' routine could not find the restart target while scanning backward. No internal dump is taken, instead VSE/POWER enters forward scanning from the begin of the queue entry. If this error occurs frequently, contact IBM.
- RC=0031:** The Line Driver LDR is about to free a NCB but found an active Transmitter/Receiver/Console Task working with the subject NCB. This is most likely caused by a storage overlay. The LDR will terminate the Task and the Line or Session. VSE/POWER should be re-started as soon as possible to prevent more severe errors.
- RC=0032:** The Line Driver LDR has called the SEND/RECEIVE Function in IPW\$\$SR but found a ZERO SSCB address in the NCB. The Session is terminated and VSE/POWER should be re-started to prevent more severe errors. Before Message 1QZ0I has been issued, an IDUMP was taken, GREG4 in this dump contains the address of the code area, that detected the zero SSCB address.
- RC=0033:** The IPW\$\$S1 SUBTASK has called the SEND/RECEIVE Function in IPW\$\$SR but found a zero SSCB address in the NCB. The Session is terminated and VSE/POWER should be re-started to prevent more severe errors. Before Message 1QZ0I has been issued, an IDUMP was taken, GREG4 in this dump contains the address of the code area, that detected the zero SSCB address.
- RC=0034:** The IPW\$\$S1 SUBTASK SEND/RECEIVE RPL-EXIT found a ZERO SSCB address in the NCB. The Session is terminated and VSE/POWER should be re-started to prevent more severe errors. Before Message 1QZ0I has been issued, an IDUMP was taken, GREG4 in this dump contains the address of the code area, that detected the zero SSCB address.
- RC=0035:** An LST task is about to issue an SVC 0 to start an I/O to a printer with an invalid FIRST CCW address in the CCB (CBCA +X'09'). The task is terminated with MSG1Q61I and an IDUMP is taken. If there is no hardware problem with the



## 1QZ01

- printer, try to restart the LST TASK. If the problem persists, call your IBM support center.
- RC=0036:** An LST task is gaining control after the completion of an I/O to a printer. The I/O did complete with a UNIT CHECK, UNIT EXCEPTION or CHANNEL 9 OVERFLOW after the channel command has been executed and the line has been printed. CBCS contains the LAST EXECUTED CCW ADDRESS+8. VSE/POWER then usually tries to restart the I/O with the next CCW addressed by CBCS. In this case, the address in CBCS appears to be invalid and the LST task is terminated with MSG1Q61I and an IDUMP is taken. If there is no hardware problem with the printer, try to restart the LST TASK. If the problem persists, call your IBM support center.
- RC=0037:** A processed input buffer was about to be returned to the free input buffer queue but the related NCB did not match to this buffer. The buffer will be put aside and be ignored. No data have been lost for the job | output entry being received. An IDUMP was taken for the first occurrence of this problem. The task continues receiving.
- RC=0038:** An empty output buffer was requested from the chain of free output buffers but the related NCB did not match to this buffer. The buffer will be put aside and be ignored. No data have been lost for the job | output entry being received. An IDUMP was taken for the first occurrence of this problem. The task continues transmitting.
- RC=0039:** During queue file recovery, queue record number 0 (Internal) did not contain the 'I' queue record identifier. Recovery has provided the 'I' identifier again.
- RC=0040:** A queue record has been presented to the 'Add to Queue' function, but field QRCL contained no valid VSE/POWER class value (not X'FA', 0-9, A-Z). An IDUMP is taken for every occurrence of the failure and the default class 'A' is assigned to the queue record, which is kept with HOLD disposition as stated by message 1Q6QI.
- RC=0041:** Module IPW\$\$SM has requested (via IPW\$\$AS) a call of module \$IJBXPCA, but no entry point to \$IJPXPCA is available.
- RC=0042:** Module IPW\$\$SM has requested (via IPW\$\$AS) a call of module \$IJBXPCA by an asynchronous VSE Service Subtask, but this subtask has been cancelled with message 1Q2CI.
- RC=0043:** Module IPW\$\$SM has requested (via IPW\$\$AS) a call of module \$IJBXPCA, and has received an \$IJBXPCA error as described by the preceding message 1QBFI.
- RC=0044:** IPW\$\$NU unchain routine VSU0 or release virtual storage routine VS51 have been called, but elements of a virtual storage chain could not be addressed due to destroyed forward/backward chain pointers or due to element address outside of VSE/POWER partition GETVIS. An IDUMP has been taken, the storage element(s) is not released or unchained. VSE/POWER continues its processing with head and tail pointer of the storage chain all cleared. Therefore returning or unchaining of further elements of this chain may fail with message 1QZ01 RC=19 (element not found in chain).
- RC=0045:** IPW\$\$NU unchain routine VSU0 has been called either by \$RLV for single element or \$UNV request, but one element of a virtual storage chain could not be removed from the chain (and released), because its address does not belong to the VSE/POWER partition GETVIS area. An IDUMP has been taken and VSE/POWER continues its processing.
- RC=0046:** The IPW\$\$TS module was called by the module IPW\$\$TD with the IPW\$ITP PARM= macro but the PARM= value as found in the caller's control block was incorrect. The caller is passed an internal error code and the PNET/TCPIP connection will be closed.
- RC=0047:** The IPW\$\$TS module was called by the module IPW\$\$TD with the IPW\$ITP CKRC=YES macro to cause the EZASMI macro ERRNO= return code to be analyzed and the EZASMI macro type as indicated in the caller's control block was incorrect. The caller is passed an internal error code and the PNET/TCPIP connection will be closed.
- RC=0048:** The IPW\$\$TS module was called by the module IPW\$\$TD with the IPW\$TTM TIME=nnn,TQE=(reg) macro and the specified TQE element was still queued by a previous IPW\$TTM call (IPW\$TTM CANCEL=YES had not been called previously). The IPW\$TTM request is ignored.
- RC=0049:** The IPW\$\$SS module was called by the module IPW\$\$SD with the IPW\$ITS PARM= macro but the PARM= value as found in the caller's control block was incorrect. The caller is passed an internal error code and the PNET/TCPIP connection will be closed.
- RC=0050:** The IPW\$\$SS module was called by the module IPW\$\$SD with the IPW\$ITS CKRC=YES macro to cause the EZASMI macro ERRNO= return code to be analyzed and the EZASMI macro type as indicated in the caller's control block was incorrect. The caller is passed an internal error code and the PNET/TCPIP connection will be closed.
- RC=0051:** The IPW\$\$SS module was called by the module IPW\$\$SD with the IPW\$TTS TIME=nnn,TQE=(reg) macro and the specified TQE element was still queued by a previous IPW\$TTS call (IPW\$TTS



	CANCEL=YES had not been called previously). The IPW\$TTS request is ignored.
<b>RC=0052:</b>	IPW\$\$TTS has detected a different negative value in RETCODE following a EZASMI macro call than was expected (not "-1").
<b>RC=0053:</b>	IPW\$\$SS has detected a different negative value in RETCODE following a EZASMI macro call than was expected (not "-1").
<b>RC=0054:</b>	IPW\$\$PC has detected a job header record or data set header record error due to a missing VSE/POWER section during a SAS function request. Error may be due to corrupted data.
<b>RC=0055:</b>	IPW\$\$PC has detected a job header record or data set header record error due to corrupted data (some length field is either zero or greater than x'7fff') during a SAS function request.
<b>RC=0056:</b>	A POFFLOAD task ( <i>task-id</i> = 'L-OFF', module IPW\$\$OF) is journaling with a partner task ( <i>task-id</i> = 'P PS', module IPW\$\$PS) to do the handling of the journal LST spool entry. An task internal error has occurred at the location as identified by message 1Q2JI (IDUMP) in the identified task.
<b>RC=0057:</b>	A POFFLOAD task <i>task-id</i> (module IPW\$\$OF) is journaling with a partner task (module IPW\$\$PS) to do the handling of the journal LST spool entry. The POFFLOAD task has detected an internal timeout error of the partner task and has attempted to force termination of it, but the attempt has also timed out and now the POFFLOAD task has entered termination, and is still hanging waiting on the partner task to terminate.
<b>RC=0058:</b>	During queue file recovery, the final (dummy) queue record did not contain the 'D' record identifier. Recovery has provided the 'D' identifier again.
	<b>System Action:</b> If RC=0001, 0021, or 0023 VSE/POWER is abnormally terminated. For all other reason codes, VSE/POWER has requested an internal dump and continues to execute:
	1. For RC=0017, the PACCOUNT or POFFLOAD command is stopped immediately. It may be re-issued for another tape unit or without any mode specification. The job or output continues without Spool Access Protection
	2. If RC=0056 the message 1Q5MI is issued prior, the journaling partner task (module IPW\$\$PS) is terminated and POFFLOAD continues to execute.
	3. If RC=0057, the message 1Q5MI is issued prior and the tape unit is released with the message 1Q33I, and the POFFLOAD task goes into a timer loop waiting for the journaling partner task (module IPW\$\$PS) to terminate - if it terminates then the POFFLOAD task also terminates.
	<b>System Programmer Response:</b> Consult IBM to check its known-problem data base.
	<b>Operator Response:</b> Consult your system programmer.

---

**1QZ1D            SUBSYSTEM RUNNING IN PARTITION *xx***  
**- REPLY 'YES' TO FLUSH PARTITION**

**Explanation:** A PFLUSH command was entered for a partition in which a subsystem runs. The system operator is prompted to confirm the flushing.

**System Action:** VSE/POWER waits for the operator's reply.

**System Programmer Response:** None.

**Operator Response:** Reply 'YES', if the subsystem should actually be canceled. Otherwise type in 'NO' or simply press ENTER.

---

**1QZ2t            .....**

**Explanation:** This message precedes a message received via a 'send message order' from a DDS (for example, PSF or CICS Report Controller). *t* can be either **A** or **I**.

**System Action:** For 1QZ2A (issued for PSF messages with 'A' indicator in seventh position, or for CICS messages DFH5478/9, or for CICS/TS messages DFHRC5478/9), the task processing the output is waiting for an operator response; for the response, refer to the message manual for the processing DDS. For 1QZ2I (issued for PSF messages without 'A' indicator in seventh position of PSF message header), VSE/POWER receives an information message and processing continues normally.

**System Programmer Response:** None.

**Operator Response:** Refer to the message manual for the processing DDS. Possible answers may be: PGO....., PFLUSH....., or PSTOP.....

**Note:**

1. The 1QZ2A message prefix may be suppressed by the SET 1QZ2A=OFF autostart statement.
2. The console message-id of 1QZ2A is passed to CICS or PSF to remove the message from the screen via the DOM support, when expected operator action has been taken. Otherwise, the message must be deleted manually.

---

**1QZ3D            PROCESS 'power-command'? CONFIRM WITH 'YES', ELSE 'NO'**

**Explanation:** The local operator has issued a VSE/POWER command and its confirmation is requested due to

- either AUTOSTART statement SET CONFIRM=power-command

- or due to VSE/POWER's default protection against inadvertent deletion of 'ALL' entries of a selected queue.

**System Action:** VSE/POWER waits for the operator's reply.

**System Programmer Response:** None.

**Operator Response:** Reply:

**YES**        if VSE/POWER should process the command.

**NO**         if command was given accidentally.

Any other reply will cause the message to be repeated.

---

## 1Rxx=VSE/POWER Messages

**1R02I** LINE *cuu* STOPPED, TIME=*hh:mm:ss*

**Explanation:** A PSTOP command to stop the line *cuu* was issued, or the line was stopped due to an unrecoverable line error.

**System Action:** The line *cuu* is stopped and VSE/POWER processing continues.

**System Programmer Response:** None.

**Operator Response:** None.

**1R03I** TRANSM *number*, TIMEOUTS *number*, ERRORS *number*

**Explanation:** Either:

1. A remote user signed off, or a line was forced to sign off, or a line was stopped as a result of a PSTOP command.
2. A session has been terminated with another node.

The message gives the number of buffers which have been sent and received during the duration of the session.

The statistics displayed by this message are also contained in the appropriate line/node account record.

**System Action:** VSE/POWER continues processing.

**System Programmer Response:** None.

**Operator Response:** None.

**1R04I** LINE *cuu* FORCED TO STOP BY PSTOP FORCE OR PEND IMM COMMAND, TIME=*hh:mm:ss*

**Explanation:** The command PSTOP lineaddr was issued with the FORCE operand or a PEND IMM command has been issued.

**System Action:** All activities for the line (and for the remote-ID if signed on) are terminated.

**System Programmer Response:** The operator may have issued PSTOP because of a hardware failure. To locate the problem, use the TRACE option of the PSTART command or SDAID (or both).

**Operator Response:** Inform your system programmer of the condition that made you decide to issue PSTOP lineaddr with the FORCE operand.

**1R05I** SENT *number* RECEIVED *number*

**Explanation:** Either a session was terminated by a remote node, or terminated as a result of a PSTOP command, or as a result of an unrecoverable error on the session. The reason for the termination is given by message 1RB0I, which is issued before this message.

*number* specifies the number of buffers sent and received while the session was active.

**System Action:** Processing of any other sessions continues.

**System Programmer Response:** None.

**Operator Response:** None.

**1R06I** LINE *cuu* NOT TRANSPARENT

**Explanation:** A PSTART was given for a node using a line that is not defined in the PLINE macro as being transparent.

**System Action:** The command will be ignored.

**System Programmer Response:** Correct the PLINE generation for this line, and re-assemble and catalog the VSE/POWER generation.

**Operator Response:** Inform your system programmer; after corrections have been made, re-issue the PSTART command.

**1R07I** TIMEOUT LIMIT IS EXCEEDED FOR {SWITCHED | LEASED} LINE *cuu*, RC=*nnnn*

**Explanation:** The time during which the line is allowed to remain idle is exceeded according to the reason code (RC):

**RC=0001:** After 'signon complete' while no data transfer was going on (control mode), the terminal did not respond for *n* minutes as specified by TIMEOUT=*n* in the PLINE macro.

**RC=0002:** Before 'signon complete', the initial contact has not been continued within about 1 minute (20 timeouts)

**RC=0003:** After 'signon complete' while data transfer was going on (receive/transmit mode), the terminal did not respond for about 1.5 minutes (30 timeouts).

For a more detailed explanation of the reasons refer also to the TIMEOUT operand of PLINE Generation Macro in the *VSE/POWER Administration and Operation* manual.

**System Action:** Activities on the line are terminated.

VSE/POWER forces SIGNOFF for the remote-ID given in message 1R18I. The line is reset to be ready for SIGNON or dial-in.

**System Programmer Response:** According to the reason code:

**RC=0001:** Consider increasing the value specified for *n* in the TIMEOUT operand of the PLINE generation macro; in case of a switched line, increasing *n* may increase line charges.

**RC=0002:** Check if line*cuu* (PLINE definition is shown in the message text) is actually a

1. leased line, but was erroneously defined in PLINE macro as switched line. Therefore the initial CCW sequence (DISABLE, SETMODE, ENABLE, NOP, READ) does not halt at 'ENABLE' but enters the 'READ' right after PSTART RJE,*cuu*.
2. switched line, but was erroneously defined as leased line. Therefore the initial CCW sequence (DISABLE, SETMODE, ENABLE, PREPARE, READ) fails at 'PREPARE' with intervention required, which confuses the error recovery routines, so that incorrect steps are taken.

In both cases repeated 'READ' requests lead into too many timeouts before 'signon complete' as described in *VSE/POWER Administration and Operation* for TIMEOUT operand in PLINE macro. Make sure that the actual line type corresponds to the generated type in PLINE macro and re-run the RJE communication. If the PLINE definition is right, use the TRACE option of the PSTART line command or an SDAID line trace and check in detail, why the terminal did not complete its SIGNON request within about 1 minute.

**RC=0003:** If the problem persists, use the TRACE

option of the PSTART line command or an SDAID line trace and check in detail, at what point in data transfer the terminal refused to respond any more.

**Operator Response:** If the message occurs frequently for line *cuu*, notify your system programmer.

---

**1R08I**      **LINE *cuu* WAITING FOR SIGNON,**  
                  **TIME=*hh:mm:ss***

**Explanation:** The line was started or a communication was terminated.

**System Action:** Waits for dialing-in or SIGNON from remote terminal.

**System Programmer Response:** None.

**Operator Response:** None.

---

**1R09I**      **LINE ERROR OCCURRED ON LINE *cuu*,**  
                  **RC=*qqnn***

**Explanation:** A permanent line error, which cannot be recovered by RJE/BSC error recovery routines, occurred on line *cuu*. The *qq* of RC= identifies the preceding line request issued by VSE/POWER, the *nn* of RC= identifies the resulting response.

*qq* =      REQUEST TYPE

01      INITIAL PREPARE SEQUENCE FOR LEASED LINE

02      INITIAL PREPARE SEQUENCE FOR SWITCHED  
          LINE

10      SHORT NOP SEQUENCE

11      ENQUIRY SEQUENCE

12      END OF TEXT

20      NAK SEQUENCE

21      WACK SEQUENCE

22      DLE ACK0 SEQUENCE

23      RVI SEQUENCE

30      RETRY SEQUENCE

31      RESTART SEQUENCE

32      DISCONNECT SEQUENCE

33      DISABLE SEQUENCE

34      EOT-DISABLE SEQUENCE

40      WRITE ETB SEQUENCE

41      WRITE TRANSP. SEQUENCE

Further information about the request types can be found in module IPW\$\$BM or IPW\$\$LM.

*nn* =      RESULTING RESPONSE: unique code location and short explanation

01      (CHCENG/IPW\$\$LM)  
          ENQ received as response to own 'bid for the line' by ENQ sent previously (racing).

02      (CHEC70/IPW\$\$LM)  
          'Unit Check' occurred with 'Equipment Check' signalled by the sense data — check modem and controller hardware for malfunction.

03      (CHECK704/IPW\$\$LM)  
          'Unit Check' occurred with 'Bus out Check' signalled by the sense data.

04      (CHECK706/IPW\$\$LM)  
          'Unit Check' occurred with 'Command Reject' signalled by the sense data — either an invalid command is given, or the line is in a state so that the command cannot be executed.

05      (CHECKLDAT/IPW\$\$LM)

'Unit Check' occurred with either 'Lost Data' or 'Data Check' or 'Overrun' signalled by the sense data, and the internal retry limit has been exceeded.

06      (CHECL10/IPW\$\$LM)  
          'Unit Check' occurred with either 'Lost Data' or 'Data Check' or 'Overrun' signalled by the sense data, and the last CCW is neither 'Prepare' nor 'Read'.

07      (CHECINT/IPW\$\$LM)  
          'Unit Check' occurred with 'Intervention Required' for a switched line — usually the dialed telephone connection has broken down.

08      (CHECINT1/IPW\$\$LM)  
          'Unit Check' occurred with 'Intervention Required' for a leased line while a write request was going on — usually the modem is malfunctioning.

09      (CHECI10/IPW\$\$LM)  
          'Unit Check' occurred with 'Intervention Required' for a leased line and the internal retry limit has been exceeded for read, control — or not ongoing write requests.

0B      (EXPAN496/IPW\$\$BR)  
          No valid BCS control character was found as delimiter while deblocking physical records from the received buffer.

11      (CH09A/IPW\$\$LM)  
          Disastrous error indicated in channel status.

12      (CHCENQ0310/IPW\$\$LM)  
          PSTOP issued by operator for 3741 terminates without sign out messages accepted by terminal.

13      (CHCERR/IPW\$\$LM)  
          Unexpected ACK0 or no ENQ/ACK0/WACK in control mode and retry limit (8 times) is exceeded for switched line.

14      (ST7241X/IPW\$\$LM)  
          For a 3741 terminal an unknown status message ('D' or 'V') has been received.

15      (CHRECV20/IPW\$\$LM)  
          3741 Status Message received not ending with ETX even after retries.

16      (CHRECV30/IPW\$\$LM)  
          User data received not starting with STX or DLE /STX.

17      (CHRECV40/IPW\$\$LM)  
          User data received not ending with ETB or ETX.

18      (CHRERR/IPW\$\$LM)  
          Unexpected NAK received from terminal.

19      (CH08/IPW\$\$LM)  
          'Unit Check' occurred without 'Timeout'.

1A      (CH08A/IPW\$\$LM)  
          'Unit Check' occurred with sense data equal 'Timeout'.

1B      (CHECT10A/IPW\$\$LM)  
          'Unit Check' with 'Timeout' occurred in Receive/Transmit mode, but last request was neither 'Read' nor 'Write — probably internal error.

1C      (CHER05/IPW\$\$LM)  
          'Unit Expectation' (write collision) occurred for non

lead operations codes (mostly 'Write') and the internal write limit of seven has been exceeded.

- 1D (CHCERR3/IPW\$\$LM)  
Unexpected ACK0 or no ENQ/ACK0/WACK while in control mode, retry limit of 7 not yet reached, but LCB stop code exists.
- 1E (CHCERR4/IPW\$\$LM)  
Unexpected ACK0 or no ENQ/ACK0/WACK while in control mode, retry limit of 8 reached with LCB stop code.
- 1F (CHCERR5/IPW\$\$LM)  
Unexpected ACK0 or no ENQ/ACK0/WACK while in control mode, retry limit of 7 reached with LCB stop code.

**System Action:** Activities on the line are terminated. VSE/POWER forces SIGNOFF for the remote-ID given in message 1R18I. The line is reset to allow the remote terminal to SIGNON or dial in.

**System Programmer Response:** Use the printout of the system recorder file, the TRACE option of the PSTART command, and/or SDAID (trace SSCH and IO with OUTPUT=(CCWD=256)) to locate the problem. If the Initial Prepare Sequence (qq=01/02) fails, check your applicable BSC line definitions in the PLINE macro, Emulation Program definitions and VM definitions. One possible cause could be that the line has been defined in the network as an SDLC line.

Another cause (if RC=0102, 0202, 0111 or 0211 while migrating from ESA Version 1 to 2) may be an incorrect VM/CP definition for the dedicated line adapter, it should specify 'SET RDEVICE *rdev* TYPE BSC\_ADAPTER'.

**Operator Response:** If the message occurs frequently for line *cuu*, make a printout of the recorder file and notify your system programmer. Very often hardware errors may be a cause for line errors. Therefore pull your connector plugs, check them for correct contact and insert them again.

---

**1R10I            INVALID SETUP COMMAND**

**Explanation:** Invalid parameters were used with the SETUP (or \* .. SETUP) command.

**System Action:** The command is ignored.

**System Programmer Response:** None.

**Operator Response:** Resubmit the command with correct parameters.

---

**1R11I            INVALID STOP COMMAND**

**Explanation:** Invalid parameters were specified in the \* .. STOP command.

**System Action:** The command is ignored.

**System Programmer Response:** None.

**Operator Response:** Correct and resubmit the command.

---

**1R12I            INVALID {CLASS|OPTION} SPECIFICATION**

**Explanation:** The class or option specified in an \* .. START command is invalid because either:

- The option is neither SKIP nor NOSKIP.
- More than four characters were specified.
- The same character was specified twice.
- A character other than A through Z or 0 through 9 was specified.

**System Action:** The command is ignored.

**System Programmer Response:** None.

**Operator Response:** Correct and resubmit the command.

---

**1R13I            INVALID TASK SPECIFICATION**

**Explanation:** One of the following:

1. The task specified in an \* .. START, \* .. STOP, or \* .. GO command is neither LST, PUN, nor MSG.
2. The task specified in a \* .. SETUP command is not LST.

**System Action:** The command is ignored.

**System Programmer Response:** None.

**Operator Response:** Correct and resubmit the command.

---

**1R14I            EOF ON THE READER**

**Explanation:** An end-of-file condition occurred before EOJ at the terminal reader.

**System Action:** The RJE reader task is put in the wait state. If the operator does not respond within *n* minutes (*n* is specified during VSE/POWER generation in the TIMEOUT parameter), the terminal is signed off, and the current input is flushed.

**System Programmer Response:** None.

**Operator Response:** Supply the terminal reader with the rest of the job input and make the reader ready to continue.

**Note:** If a keypunching error in a VSE/POWER RJE command is made, VSE/POWER does not recognize this as a command. VSE/POWER treats the erroneous command as data and issues this message. Enter a /& and an \* .. DELETE RDR,AUTONAME command, then correct and resubmit the RJE command.

---

**1R15I            REMOTE *remid* SIGNED-ON ON LINE *cuu*, TIME=*hh:mm:ss***

**Explanation:** A remote user (identified by his remote-ID) entered a valid SIGNON command.

**System Action:** The terminal is logically attached to the central system.

**System Programmer Response:** None.

**Operator Response:** None.

---

**1R16I            REMOTE *remid* SIGNED OFF, TIME=*hh:mm:ss***

**Explanation:** A remote user entered a valid \* .. SIGNOFF command.

**System Action:** The terminal is logically detached from the central system.

**System Programmer Response:** None.

**Operator Response:** None.

---

**1R17I            LINE *cuu* IS IN SHUTDOWN, TIME=*hh:mm:ss*, STOP CODE B'xxxxxxx'**

**Explanation:** The Line Control Block stop code (LCBSCOD) is presented in this message in Binary notation. It explains the cause of the shutdown in more detail:

1. The central operator has stopped the line.

**B'x1xxxxx':** stop due to command 'PSTOP *cuu*,FORCE' or 'PEND IMM'

**B'xxx1xxxx':** stop due to command 'PSTOP *cuu*,EOJ' or 'PEND'

**B'xxxxx1x':** stop due to command 'PSTOP *cuu*'

2. The line is in process of being stopped because of a line error or some other error condition.

**B'1xxxxxx':** stop due to lost I/O

**B'xx1xxxx':** stop due to no real space available for task creation



**B'xxxx1xxx':** stop due to line error (see also Reason Code of 1R09I)

**B'xxxxx1xx':** stop due to timeout (see also Reason Code of 1R07I)

**B'xxxxxxx1':** stop due to signoff by remote station

**System Action:** The terminal is detached, and all storage is released. If this message occurs during input, transmission of further input is stopped; if the message occurs during output, the current job output is preserved.

**System Programmer Response:** None.

**Operator Response:** Wait until the line is restarted to sign on again or check with the central operator.

**1R18I            REMOTE *remid* FORCED TO SIGN OFF,  
                  TIME=*hh:mm:ss***

**Explanation:** One of the following:

1. The central operator stopped the line.
2. VSE/POWER detected an unrecoverable line error or user generated TIMEOUT condition and caused the line to be stopped. The reason is given by the previously issued message for line cuu.
3. A DISCONNECT request DLE-EOT has been received which caused the REMOTE *remid* to be forced to signoff and the line to be disabled.

**System Action:** The terminal becomes inactive.

**System Programmer Response:** None.

**Operator Response:** None.

**1R19I            FIRST CARD MUST BE SIGNON CARD,  
                  READER FLUSHED**

**Explanation:** The first card in the input stream from a terminal that is currently not signed on is not a SIGNON command or the syntax of the SIGNON command is invalid.

**System Action:** The input stream is flushed.

**System Programmer Response:** None.

**Operator Response:** Resubmit the input stream with an \* .. SIGNON command as the first card. Note that a blank character is required between the '\*' and the two '..'.

**1R20I            *nnm* MESSAGES DELETED**

**Explanation:** There is not enough space in the message queue for all messages (probably due to a terminal printer not being ready).

**System Action:** The messages for the remote-ID that is monopolizing the queue are deleted.

**System Programmer Response:** None.

**Operator Response:** None.

**1R21I            SIGNON IGNORED, INVALID REMOTE-ID**

**Explanation:** The remote-ID specified in the \* .. SIGNON command is not known to VSE/POWER.

**System Action:** The input stream is flushed.

**System Programmer Response:** None.

**Operator Response:** Resubmit the input stream with a valid \* .. SIGNON command.

**1R22I            SIGNON IGNORED, INVALID PASSWORD**

**Explanation:** The password specified in the SIGNON command matches neither the password that the central operator defined for this line nor, if he did not define a password, the default password specified during VSE/POWER generation.

**System Action:** The input stream is flushed.

**System Programmer Response:** None.

**Operator Response:** Resubmit the input stream with a valid \* .. SIGNON command.

**1R23I            REMOTE *remid* ALREADY SIGNED ON**

**Explanation:** An \* .. SIGNON command was submitted, but the remote station is already signed on.

**System Action:** The input stream is flushed.

**System Programmer Response:** None.

**Operator Response:** Remove the \* .. SIGNON command from the input stream.

**1R24I            *commandcode* COMMAND OUT OF  
                  SEQUENCE**

where *commandcode* is one of the following:

START, STOP, GO, SETUP, or SIGNON on an already signed on terminal.

**Explanation:** A command was entered at the wrong time. For example, an \* .. START command was issued for an active task, or another task management command was issued for an inactive task.

**System Action:** The command is ignored.

**System Programmer Response:** None.

**Operator Response:** Correct the sequence of commands. If in doubt about the sequence, refer to *VSE/POWER Remote Job Entry*.

**1R25I            REMOTE *remid* RECORD FORMAT ERROR  
                  ON LINE *cuu***

**Explanation:** An invalid data record has been received from the remote terminal resulting from a line error or from the terminal. This is probably a hardware error.

**System Action:** The input stream is flushed and the line is forced to stop.

**System Programmer Response:** Investigate and correct cause of error.

**Operator Response:** Check the last block/record received and inform your system programmer.

**1R26I            FOR *jobname jobnumber* RECORD EXCEEDS  
                  SPECIFIED LIST/PUN VALUE OF  
                  REMOTE=*remid***

**Explanation:** The actual number of characters of a print line or punch record of queue entry *jobname jobnumber* exceeds the value specified by the LIST or PUN operand of the PRMT macro (or the terminal default value) for remote terminal *remid*.

**System Action:** This message is sent both to the terminal *remid* and to the central operator console. Transmission of output entry *jobname jobnumber* is terminated prematurely. The entry is returned to the queue with hold status, i. e. DISP=D -> H, K -> L.

**System Programmer Response:** Check the remote print line or punch record size, compared with the length specification of the application program that produces the list or punch output.

**Operator Response:** Notify your system programmer.



---

**1R27I**      **REMOTE *nnn* COMPONENT SELECT  
ERROR ON *cuu***

**Explanation:** The terminal rejects the component select character that was sent from VSE/POWER.

**System Action:** The writer task is forced to stop.

**System Programmer Response:** Check the component select character specification in the related PRMT macro, or suppress the component selection because this terminal feature does not exist.

**Operator Response:** Inform your system programmer.

---

**1R28I**      **DISABLE FOR LINE *cuu* FAILED, POWER  
OFF MODEM MANUALLY**

**Explanation:** The final disable command to a line modem did not complete successfully even after several retries.

**System Action:** The line is stopped.

**System Programmer Response:** Take steps to insure proper modem operation.

**Operator Response:** The telephone connection might still be established. To save line charges, power off the modem manually. Check modem hardware for behavior according to specifications. Notify your system programmer.

---

**1R30I**      **1. INVALID CCW - CCB  
ADDR=X'aaaaaa' *jobname*  
*jobnumber*,  
X'*cuu*' RC=*nnnn*,  
PARTITION *partition-id*  
2. [CCB=*ccccccc ddddddd eeeeeee*  
*ffffff* ADDR=*aaaaaaaa*,  
*partition-id*]  
3. [CCW=*ggggggg hhhhhhh*,  
ADDR=*bbbbbbb*, *partition-id*]**

**Note:** The numbers on the left will not actually appear on your screen. They have been added here as a retrieval aid only.

**Explanation:** VSE/POWER has detected an error in the CCB with the hex address *aaaaaaaa* concerning the CCW format, or in the CCW with the hex address *bbbbbbb* pointed to by the CCB address. The address is in each case the actual address. The reason is indicated by the reason code (RC); *nnnn* can be one of the following:

- RC=0001:** A CCW was detected that supports IDAL flag or data chaining.
- RC=0002:** An invalid command code was detected
- RC=0003:** CCW is not in the user's partition, nor in the LTA, nor in the SVA.
- RC=0004:** The data area is not in the user's partition, nor in the LTA, nor in the SVA (write operations only).
- RC=0005:** The data record length in the CCW is either zero (except of TIC CCW) or greater than 32K-8.
- RC=0006:** The CCW does not start at double word boundary.
- RC=0007:** Read for 3540 data record out of sequence.
- RC=0008:** A channel has been referenced in a printer operation for which nothing has been specified in the currently used FCB, or the channel is not specified in the LTAB operand of either the VSE/POWER generation or the \* \$\$ LST statement.

- RC=0009:** The FCB image passed via the load FCB CCW is invalid.
- RC=0010:** Invalid JECL statement passed via SEGMENT macro.
- RC=0011:** More than 255 TICs.
- RC=0012:** The CCB indicates Format 1 CCW, but Format 1 CCW is not supported by VSE/POWER.
- RC=0013:** A CCB was detected that supports EXCP real.
- RC=0014:** The CCW has been modified after I/O was started and either the data area or the data record length were changed. The original values are shown in follow-on message 1R38I.

**System Action:** The VSE job (within the VSE/POWER job) is cancelled.

**Programmer Response:** Check the CCB or the failing CCW pointed to by the CCB address and correct it.

**Operator Response:** Inform your programmer.

---

**1R31I**      **UNABLE TO LOG TRACE AREA, RC=*nnnn***

**Explanation:** The return code may be one of the following:

- RC=0004:** Dump library full or dump library not defined.
- RC=0008:** Library error (I/O error or OPEN/CLOSE error).
- RC=000C:** Invalid parameter list or invalid symptom record.

**System Action:** The trace area is overwritten with the subsequent trace entries and the first part is lost.

**System Programmer Response:** If the dump library was full, print out or delete some of the dumps.

**Operator Response:** Inform your system programmer.

---

**1R32I**      **OUTPUT EXIT INTERFACE INCORRECT,  
RC=*nnnn*, PROCESSING *jobname jobnumber*,  
TASK *task-id*, *cuu* STOPPED.**

**Explanation:** The reason is implied by the return code (RC); *nnnn* can be one of the following:

- 0001:** Invalid return code received from the output exit.
- 0002:** Record address or record length of the record to be inserted is zero.
- 0003:** Record address or record length was changed but normal record processing is indicated in the return code.
- 0004:** Deletion return code is not allowed for the type of record.
- 0005:** Insertion return code is not allowed for the type of record.

**System Action:** The queue entry in access remains on spool with its original disposition. The task is stopped.

**System Programmer Response:** Correct the exit routine and recatalog it; load the new version of the exit via the PLOAD command or bring VSE/POWER down and start it up again with the new version of the exit.

**Operator Response:** Contact your system programmer.

---

**1R33A**      **1. WRONG JECL FROM {SPOOL|SLI-  
MEMB|SEGMENT}, JOB *jobname jobnumber*  
*partition* FLUSHED DUE TO 'SET 1R33D'  
2. WRONG JECL FROM {SPOOL|SLI-  
MEMB|SEGMENT} IGNORED FOR JOB  
*jobname jobnumber partition* DUE TO 'SET  
1R33D'**

**Note:** The numbers on the left will not actually appear on your screen. They have been added here as a retrieval aid only.

**Explanation:** VSE/POWER detected an incorrect JECL statement or its continuation either read from spool (RDR queue) or read from an SLI member (VSE/AF or VSE/ICCF library) or passed by the SEGMENT macro from an executing job. Due to autostart statement 'SET

1R33D=FLUSH||IGNORE', message 1R33A has been issued instead of message 1R33D.

**System Action:** On the console the system displayed the incorrect JECL statement or its incorrect continuation followed by one of the messages: 1Q44I, 1Q49I, 1Q50I, or 1Q51I.

If the displayed statement contains the PWD= or SEC= parameters, then all characters beginning with the parameter value and thereafter are suppressed.

Action according to the message format of the above list:

1. VSE/POWER flushes the job 'internally' and retains it with DISP=H|L in the reader queue.
2. VSE/POWER ignores the incorrect JECL and the job continues.

**Note:** For a writer only partition flushing is ignored and FLUSH is handled as IGNORE.

**System Programmer Response:** If 1R33A indicates that the wrong JECL is read from spool (RDR queue), resubmit the job with corrected JECL.

If message 1R33A indicates that the wrong JECL statement has been passed by a SEGMENT macro call, analyse and correct the named job for the JECL statement passed from a certain phase, that contains a SEGMENT macro request.

**Note:** If VSE/POWER's 'internal' flushing should be identified by conditional Job Control 'ON \$CANCEL' processing, then consider to include the 'SET INTFLUSH=OPER' statement into your VSE/POWER startup procedure.

**Operator Response:** Inform your system programmer about this incident.

#### 1R33D CORRECT FULL STATEMENT *task-id*

**Explanation:** One of the following:

- An incorrect JECL statement was read, or was passed by a SEGMENT macro call.
- There is an error in a JECL continuation card.

**Note:** If the displayed incorrect JECL shows only the continuation statement, correction is only possible if the full statement fits on one console input line.

**System Action:** The system displays at the console the incorrect JECL or continuation statement followed by message 1R33D and waits for operator response. If the displayed statement contains the PWD= or SEC= parameter, then all characters beginning with the parameter value and thereafter are suppressed.

**System Programmer Response:** To avoid that VSE/POWER's message processing gets locked until message 1R33D is answered by an operator, consider to use the 'SET 1R33D=FLUSH||IGNORE' autostart statement for predefined failure decisions.

**Programmer Response:** Correct the JECL statement after the job has ended.

**Operator Response:** One of the following:

- Enter the full correct JECL statement with all parameters including parameters of continuation card(s), if any. All parameters must fit into one entry line.
- Press the EOB key to ignore the JECL statement.
- Enter FLUSH to flush the total VSE/POWER job unconditionally.

**Note:** For a writer only partition flushing is ignored (see also message 1R61I) and FLUSH is handled as EOB.

Notify your programmer and system programmer.

#### 1R33I NO VALID CORRECTION *task-id*

**Explanation:** The corrected JECL statement (e. g. \* \$\$ JOB, \* \$\$ LST, or \* \$\$ PUN) typed in by the operator starts with an incorrect JECL header character.

**System Action:** This message is followed by 1R33D.

**System Programmer Response:** None.

**Programmer Response:** None.

**Operator Response:** None.

#### 1R34I *commandcode* OPERAND *nn* NOT MEANINGFUL FOR LST OR PUN QUEUE

**Explanation:** A VSE/POWER command has been issued and the LST or PUN queue was specified. In addition the CDUE operand was specified in the command or as answer to the select criteria message 1R41D of the POFFLOAD command. As it is not possible that a queue entry of the LST or PUN queue has any due date operands, no job can be displayed.

**System Action:** The command is ignored, respectively the select criteria message 1R41D is issued once more.

**System Programmer Response:** None.

**Operator Response:** Enter another VSE/POWER command or a new reply to the select criteria message of the POFFLOAD command.

#### 1R35I WRUN NOT APPLICABLE FOR TAPE DISPLAY

**Explanation:** A PDISPLAY command has been issued and the TAPE and WRUN operand have been specified. A 'wait for run' subqueue exists only on a running VSE/POWER system, never on a tape. Therefore no queue entries can be displayed.

**System Action:** The command is ignored.

**System Programmer Response:** None.

**Operator Response:** Enter another VSE/POWER command.

#### 1R36I *jobname jobnumber* WITH INCOMPLETE OR CONFLICTING TIME EVENT SCHEDULING PARAMETERS, RC=*nnnn*

**Explanation:** VSE/POWER has received an \* \$\$ JOB statement with conflicting due date operands. The reason is implied by the return code (RC) which can be one of the following:

- 0001: DUETIME is missing, but one of the following operands has been specified: DUEDAY, DUEMONTH, DUEDATE, DUEFRQ or RERUN.
- 0002: DUEMONTH has been specified and DUEDAY is missing.

## 1R37I • 1R43I

- 0003:** DUEMONTH has been specified and for DUEDAY an abbreviation for a weekday has been used.
- 0004:** DUEDATE and DUEDAY have been specified, but are mutually exclusive.
- 0005:** DUEDATE and DUEMONTH have been specified, but are mutually exclusive.
- 0006:** DUEMONTH and DUEDAY=DAILY have been specified, but are mutually exclusive.
- 0007:** DUEFRQ and DUEMONTH or DUEFRQ and a day-list for DUEDAY have been specified, but are mutually exclusive.
- 0008:** DUEFRQ has been specified and DUEDAY is missing (specify either DAILY or a weekday-list for DUEDAY).
- 0009:** DUEFRQ and RERUN=YES have been specified, but are mutually exclusive.
- 0010:** DUEFRQ contains a value for the last scheduling time which is smaller than or equal to the first scheduling time as specified for the DUETIME operand.

**System Action:** The job is placed in "hold" status in either the RDR or XMT queue. All due date operands are ignored and all other operands remain unchanged except the disposition, which is changed to H.

**Programmer Response:** Correct the \* \$\$ JOB statement and resubmit the job.

**Operator Response:** Inform your programmer.

---

### 1R37I *jobname jobnumber* WITH IMPROBABLE YEAR SPECIFICATION

**Explanation:** VSE/POWER has received an \* \$\$ JOB statement with a year specification outside of a probable range. The year is greater than the current year +3 and less than the current year -10.

**System Action:** The job is placed in "hold" status in either the RDR or XMT queue. All due date operands are valid and all other operands remain unchanged except the disposition, which is changed to H.

**Programmer Response:** Correct the year and resubmit the job.

**Operator Response:** If year is correct make the job dispatchable. Notify your programmer.

---

### 1R38I CCW=*.....bbb*, CONTENTS AT I/O START

**Explanation:** The displayed CCW presents CCW data area and CCW data record length as verified and accepted by VSE/POWER, when the spooled I/O request was started. The CCW has been modified after I/O was started but not yet completed by VSE/POWER, and either the data area or the data record length have been changed. The original values are shown in this message, the changed values are shown in preceding message 1R30I.

**System Action:** see 1R30I

**Programmer Response:** see 1R30I

**Operator Response:** see 1R30I

---

### 1R40D POFFLOAD WITH 'NOJNO' SPECIFIED FOR OLDNODE - INTENDED? (REPLY: NO/YES)

**Explanation:** The POFFLOAD LOAD/SELECT command has been issued with 'NOJNO' specified for parameter oldnode. VSE/POWER assumes that 'NOJNO' has been specified inadvertently as oldnode operand. The operator is requested to confirm the operands as specified.

**System Action:** VSE/POWER waits for the operator's reply.

**Programmer Response:** None.

**Operator Response:** Reply 'NO' if you intended to keep the original job numbers but 'NOJNO' was specified erroneously for the POFFLOAD oldnode operand. VSE/POWER will then reject the command with message 1R52I.

Reply 'YES' if the unusual node name 'NOJNO' was intended as oldnode operand. VSE/POWER will then accept this parameter as specified. Any other reply will cause the message to be repeated.

---

### 1R41t {SPECIFY TAPE SELECT CRITERIA OR PRESS ENTER TO QUIT | *display line* | queue NOTHING TO DISPLAY | TAPE STATUS REPORT CANCELLED BY OPERATOR}

**Explanation:** A POFFLOAD SELECT command was given by the system operator or a PDISPLAY tape command was given or a PCANCEL command was issued to terminate a previously requested tape display. "t" can be either D or I.

**System Action:** The system waits for the operator's response when a POFFLOAD SELECT command was given; otherwise the system displays the requested information from the tape.

**System Programmer Response:** None.

**Operator Response:** Specify the select criteria in case of POFFLOAD SELECT command given, otherwise none. See POFFLOAD SELECT command in the manual *VSE/POWER Administration and Operation* for details about select criteria.

---

### 1R42I *commandcode* OPERAND *nm* INCORRECT

**Explanation:** A wrong operand, *nm* (see below), has been entered by the operator in the PSTART command. The possible causes are as follows:

1. Operand 4 - The file name was too long. The maximum length of the file name is 8 characters.
2. Operand 5 - The number of diskettes specified is invalid. Valid numbers are from 1 to 256.
3. Operand 6 - The sequence check indicator is invalid.
4. Operand 7 - The verification indicator is invalid.

**System Action:** The command is ignored.

**System Programmer Response:** None.

**Operator Response:** Reenter the PSTART command with the correct parameters specified.

---

### 1R43I SHARED SPOOLING NOT ACTIVE

**Explanation:** The PRESET command was issued but support for the VSE/POWER Shared Spooling function was not generated in the VSE/POWER generation.

**System Action:** The command is ignored.

**System Programmer Response:** None.

**Operator Response:** None.

**1R44I**      **SYSID *n* IS OWN SYSID OR UNKNOWN**

**Explanation:** The PRESET command was issued with SYSID = *n* but *n* is invalid for one of the following reasons:

1. *n* is the SYSID of the VSE/POWER system issuing the command.
2. *n* is not known to this VSE/POWER system. That means, SYSID *n* has neither abnormally terminated nor is it idling but it has either gracefully terminated by PEND or it has never existed in this sharing complex.

**System Action:** The command is ignored.

**System Programmer Response:** None.

**Operator Response:** Check what the SYSID actually is of the system you wish to recover. The SYSID of the failed system is shown, in a PDISPLAY ALL command, against any job which was known to be active on the system at the time of the system failure.

**1R45I**      *commandcode* **OPERAND *nm* TOO LONG**

**Explanation:** The central operator issued a PSTART command for a diskette reader including an invalid file name.

**System Action:** The command is ignored.

**System Programmer Response:** None.

**Operator Response:** Reenter the command with the correct file name. The maximum length of the file name is 8 characters.

**1R46I**      *{display line | queue* **NOTHING TO DISPLAY  
| STATUS REPORT CANCELLED BY  
OPERATOR}**

**Explanation:** One of the following has occurred:

- the PDISPLAY (or \* .. DISPLAY) command was issued which caused the status report to be displayed, or
- the PEND command with *cuu* specified was issued which caused the status report to be displayed, or
- the PCANCEL command was issued which caused the status report to be cancelled.

**System Action:** The system displays one of the following, whichever applies:

- An applicable status report if the requested status information is available.
- That there is nothing to display.
- The operator cancelled an originally requested status report.

For more details about a PDISPLAY (or \* .. DISPLAY) response by VSE/POWER, see the publication *VSE/POWER Administration and Operation*.

**System Programmer Response:** None.

**Operator Response:** None.

**1R47I**      *task, cuu message* **NO MESSAGES PENDING**

**Explanation:** The PDISPLAY command with operand M was issued.

**System Action:** The system lists all messages for which deferred local or Device Driving System (DEV) operator replies are still required, or indicates that no messages are pending.

**System Programmer Response:** None.

**Operator Response:** None; however, you cannot enter commands until the entire list has been printed.

**1R48I**

1. *pdisplay-response line*

2. **NO READER OR WRITER TASK  
CURRENTLY ACTIVE**  
3. **NO COMMAND PASSED VIA MSG  
INTERFACE**  
4. **COMMAND *ccccccc* NOT SUPPORTED  
VIA MSG INTERFACE**

**Note:** The numbers on the left will not actually appear on your screen. They have been added here as a retrieval aid only.

**Explanation:** According to the message text:

1. The operator issued a PDISPLAY (or \* .. DISPLAY) command with operand A. For an explanation of the status display given by VSE/POWER in response to the command, see the publication *VSE/POWER Administration and Operation*.
2. Same cause as 1. - but no selectable task can be found.
3. The operator used the OC-communication facility MSG part,DATA=. However, no command was specified in the DATA= operand.
4. The operator used the OC-communication facility MSG part,DATA=*ccccccc*. However, the passed command *ccccccc* is not accepted for this interface by VSE/POWER. For details on OC-facility see also "Diagnosis and Service" in the publication *VSE/POWER Administration and Operation*.

**System Action:**

1. The system gives a status display as requested and continues processing.
2. The system continues processing.
3. The system continues processing.
4. The system continues processing.

**System Programmer Response:** None.

**Operator Response:** None.

**1R49I**      {QUEUE FILE *ppp*% FULL  
— *nnnnn* FREE QUEUE RECORDS  
| USED QUEUE RECORDS: *nnnnn*,  
CRE-Q *nnnnn*, DEL-Q: *nnnnn*,  
RDR-Q: *nnnnn*, LST-Q: *nnnnn*,  
PUN-Q: *nnnnn*, XMT-Q: *nnnnn*  
| QUEUE FILE EXTENT ON  
{CKD-|FBA-}*cuu*, SYS*xxx*,*start,length*  
| DATA FILE *ppp*% FULL  
— *nnnnnnnnnn* FREE DBLK GROUPS  
| CURRENT DBLK SIZE=*nnnnn*,  
DBLK GROUP SIZE=*nnnnn*  
| DATA FILE EXTENT *mm* ON  
{CKD-|FBA-}*cuu*, SYS*xxx*,*start,length*  
| ACCOUNT FILE *ppp* % FULL  
| ACCOUNT FILE EXTENT ON  
{CKD-|FBA-}*cuu*, SYS*xxx*,*start,length*  
| NO ACCOUNTING SUPPORT}

**Explanation:** A PDISPLAY Q command was issued. In the message,

*nnnnn*

represents the number of elements identified by the message text,

*ppp* represents the percentage of the filling state,

*mm* represents the extent number ranging from 1 to 32,



*xxx* shows the logical unit number of the extent,

*start*

shows the starting point of the extents either in CKD tracks or in FBA blocks regarding the disk type,

*length*

shows the extent length either in CKD tracks or in FBA blocks regarding the disk type.

**System Action:** The system continues processing.

**System Programmer Response:** None.

**Operator Response:** None.

**1R4AI** *display line*

**Explanation:** The PDISPLAY EXIT command was issued, which caused the exit status report. For an explanation of the status display given by VSE/POWER in response to the command, see the publication *VSE/POWER Administration and Operation*.

**System Action:** The system displays the status information about the exits currently loaded.

**System Programmer Response:** None.

**Operator Response:** None.

**1R4BI** *<display line>*

**Explanation:** The PDISPLAY CRE or PDISPLAY DEL or PDISPLAY BIGGEST command was issued, which caused the status report to be displayed.

**System Action:** The system displays one of the following, whichever applies:

- An applicable status report if the requested status information is available.
- That there is nothing to display.
- The operator cancelled an originally requested status report.

For more details about a PDISPLAY CRE or PDISPLAY DEL or PDISPLAY BIGGEST response by VSE/POWER see the publication *SC33-6733-00 VSE/POWER Administration and Operation*.

**Programmer Response:** None.

**Operator Response:** None.

**1R4CI**

```

1. POFFLOAD JOURNAL BEGIN
2. JOURNAL LST ID= $OFJnnnn mmmn
3. INPUT COMMAND=
cccccccccccccccccc...
4. TAPE VOL1 LABEL=cccccccccccccccccc...
5. TAPE HDR1 LABEL=cccccccccccccccccc...
6. DATE BEGIN=aa/bb/cc,TIME
BEGIN=hh:mm:ss,TIME NOW=hh:mm:ss,
VOL=nnnn[(TOTAL)]
7. POFFLOAD JOURNAL END
    
```

**Explanation:** The message indicates a POFFLOAD journaling information entry line, where the message indicates:

1. the first line of the POFFLOAD journal
2. the journal LST entry jobname and jobnumber
3. the POFFLOAD command that invoked the journal creation
4. the POFFLOAD tape VOL1 label if anycc...
5. the POFFLOAD tape HDR1 label if anycc...
6. a time stamp made at the beginning of each new POFFLOAD output tape with the sequence number *nnnn*
7. the last line of the POFFLOAD journal

**System Action:** None.

**Programmer Response:** None.

**Operator Response:** None.

**1R50D** *partition id {READER= | PRINTERS= | PUNCHES=}*

**Explanation:** This message follows message 1R86I. It requests the operator to define spool devices.

**System Action:** The system waits for the operator's response.

**System Programmer Response:** None.

**Operator Response:** Specify the devices to be spooled for the given partition in the form *cuu*.

Following *READER=*, you can specify only one *cuu* or *NO* (*NO* defines a writer-only partition).

If more than one printer or punch is to be spooled, separate the device addresses by a comma. Up to 14 device addresses may be specified.

By specifying *NO* for both printers and punches, you define a reader-only partition. You can specify *NO* once or twice, but not all three times. If no printer or punch address is given in the \* \$\$ *LST* or \* \$\$ *PUN* statement for a VSE/POWER job, VSE/POWER applies the specified *LST/PUN* attributes to the first of the devices you respond to this message.

**1R51I** *commandcode {OPERAND nn DESIGNATES NON-EXISTING TASK | NO STATUS REPORT IN PROGRESS}*

**Explanation:** The first message indicates that the command being processed was issued for a non-existent task. *nn* is the number of the operand that refers to the task.

The second message indicates that a PCANCEL command was issued to stop printing of a status report, although no such printing was in progress.

**System Action:** The command is ignored.

**System Programmer Response:** None.

**Operator Response:** For the first message, reenter the command with the correct operand. No action is required for the second message.

**1R52I** *commandcode syntaxerror*

**Explanation:** A syntax error was made in an operator command. *syntaxerror* may be one of the following:

- LAST OPERAND INVALID
- OPERAND *nn* INVALID
- OPERAND *nn* MISSING OR INVALID
- OPERAND *nn* NO VALID QUEUE
- INVALID SPECIFICATION FOR KEYWORD....
- OPERAND *nn* NOT SPECIFIED AS VALID KEYWORD
- INVALID BUFFER SPECIFICATION
- OPERAND *nn* NO DEVICE ADDRESS
- INVALID DESTINATION SPECIFIED
- OPERANDS ARE INCONSISTENT
- OPERAND *nn* INVALID OR NON EXISTING PARTITION
- PALTER NO SEARCH TYPE OPERAND SPECIFIED
- OPERAND CPAGES AND CCARDS MUTUALLY EXCLUSIVE

*nn* in the error descriptions represents the sequence number of the operand in error.

**System Action:** The command is ignored.

**Operator Response:** Reissue the corrected command.



---

**1R53I** *commandcode* **INVALID DENSITY**  
**Explanation:** The tape density specified in a PACCOUNT or POFFLOAD command is invalid.  
**System Action:** The command is ignored.  
**System Programmer Response:** None.  
**Operator Response:** Reissue the PACCOUNT or POFFLOAD command with the correct tape density.

---

**1R54I** *command* **CLASS class INVALID**  
**Explanation:** An invalid class was specified in a PSTART, POFFLOAD, or PALTER command.  
**System Action:** The command is ignored.  
**System Programmer Response:** None.  
**Operator Response:** Correct the class specification in the command. Valid classes are given below.

- If 'uraddr' is specified for a reader task: A through Z, and 0 through n, where 'n' is a partition id.
- If 'uraddr' is specified for a writer task: A through Z, and 0 through 9 (one to four alphanumeric characters).
- If partition is specified: A through Z and 0 through n (one to four alphanumeric characters), where 'n' is the partition id of the partition being started.

The default is A, except for the execution reader, whose default matches the partition (0 for BG, 1 for FL, and so forth).

---

**1R55I** *commandcode* **INVALID FILENAME**  
**Explanation:** The file name specified in the PACCOUNT command is invalid.  
**System Action:** The PACCOUNT command is ignored.  
**System Programmer Response:** None.  
**Operator Response:** Reissue the corrected PACCOUNT command.

---

**1R56I** *pinquire-display-line*  
**Explanation:** The operator issued a PINQUIRE command. For an explanation of the response to the command by VSE/POWER, see the publication *VSE/POWER Administration and Operation*.  
**System Action:** Processing continues.  
**System Programmer Response:** None.  
**Operator Response:** None.

---

**1R57I** { *commandcode* **COMMAND IGNORED, TASK IS AT JOB BOUNDARY | JOBEXIT FLUSH IGNORED, TASK IS AT JOB BOUNDARY | JOBEXIT RETURN CODE INCORRECT, TASK task-id, cuu FLUSHED** }

**Explanation:** One of the following:

1. The PFLUSH or PRESTART command (\* .. FLUSH or \* .. RESTART command at a terminal) was issued for a task that has already reached end-of-job.
2. A flush return code from the VSE/POWER job exit routine was encountered while handling the first card of a VSE/POWER job.
3. An invalid return code was received from the VSE/POWER job exit.

**System Action:** The job currently being processed is flushed.  
**System Programmer Response:** If the error occurred in the job exit, correct the routine and re-catalog the exit.  
**Operator Response:** If the job exit has been changed, you may wish to re-initialize VSE/POWER in order to obtain the new exit, or you may use the PLOAD command. If error in exit notify your system programmer.

---

**1R58I** *commandcode* **DEVICE cuu IS {NOT KNOWN | DOWN | IN USE}**  
**Explanation:** The device specified in the command does not exist in the PUB table of the VSE supervisor, it is already in use, or it is not usable.  
**System Action:** The command is ignored.  
**System Programmer Response:** Add device if necessary.  
**Operator Response:** Verify the specified device address and, if necessary, correct and reissue the command. Ensure that the device is unassigned prior to its use by VSE/POWER. If the device is present and available, add it to your hardware configuration and perform a new IPL. Notify your system programmer.

---

**1R59I** **FOR [node-id](username), EXECUTING COMMAND: command operand**  
**Explanation:** A command has been received from either a remote node or a workstation operator.  
**System Action:** The command will be executed at this node, providing the submitter of the command has the correct authority.  
**System Programmer Response:** None.  
**Operator Response:** None.

---

**1R5AI** **FLUSH IGNORED, TASK IS IN STOP STATE**  
**Explanation:** The PFLUSH command was issued for a partition but the corresponding reader or writer task is already in stop state.  
**System Action:** The PFLUSH command is not executed.  
**System Programmer Response:** None.  
**Operator Response:** None.

---

**1R5BI** *commandcode* **COMMAND IGNORED, RC=nnnn**  
**Explanation:** The command is rejected for the reason indicated by the reason code (RC); *nnnn* can be one of the following:

**RC=0001:** The operator has entered EOB in response to message 1R41D.

**RC=0002:** An incorrect answer has been given to message 1R60D.

**RC=0003:** The operator replied 'NO' or has given an incorrect answer or reply to message 1QZ1D.

**RC=0004:** A PALTER/PDELETE/PRESET/PHOLD/PRELEASE/PSEGMENT, PDISPLAY Q, a POFFLOAD PICKUP, or another POFFLOAD BACKUP command was issued while a POFFLOAD BACKUP is active.

**RC=0005:** A POFFLOAD PICKUP or POFFLOAD BACKUP command was issued while a POFFLOAD PICKUP command is active.

**RC=0006:** A PALTER/PDELETE/PRESET/PHOLD/PRELEASE/PSEGMENT or a PDISPLAY Q command was issued, while POFFLOAD PICKUP is processing an active (DISP=\*) entry.

**System Action:** The command is ignored.  
**System Programmer Response:** None.  
**Operator Response:** Re-issue the command after correction when POFFLOAD BACKUP or POFFLOAD PICKUP is finished or if applicable.

---

**1R5CI** PHASE TO BE LOADED UNSUITABLE FOR CURRENT ENVIRONMENT

**Explanation:** The PLOAD PHASE command has been requested to load:

1. One of the CKD accounting phases IPW\$\$PA, -GA, or -SA, but the active system requires the corresponding FBA accounting routines IPW\$\$PF, -GF, or -SF.
2. One of the FBA accounting phases IPW\$\$PF, -GF, or -SF, but the active system requires the corresponding CKD accounting routines IPW\$\$PA, -GA, or -SA.

**System Action:** The PLOAD command is ignored.

**System Programmer Response:** None.

**Operator Response:** Refer to the explanation for the correct specification of your PLOAD command and retry the command with the corresponding suitable phase.

---

**1R5DI** *commandcode* COMMAND IGNORED, TRACING COULD NOT BE INTERRUPTED AFTER 10 ATTEMPTS, RETRY COMMAND

**Explanation:** The PSTOP CNSLTR command has detected that the PSTART CNSLTR, *cuu* command has been issued previously, and the indicated SYSLST printer was found to be still be in use after 10 attempts. The SYSLST printer could not be unassigned although the console trace has been stopped.

**System Action:** The SYSLST printer remains assigned to the VSE/POWER partition, but the console trace has been stopped.

**System Programmer Response:** None.

**Operator Response:** Reissue the PSTOP CNSLTR command to unassign SYSLST.

---

**1R60D** CONFIRM PRESET COMMAND FOR SYSID *n1,n2,...* BY 'YES', ELSE 'NO'

**Explanation:** The PRESET command has been issued for SYSID *n1,n2,...* and the operator is requested to confirm this action to ensure that the correct SYSIDs were specified and the action is required.

**System Action:** The task waits for the operator to respond.

**System Programmer Response:** None.

**Operator Response:** If the action is required and the SYSIDs are correct then enter 'YES'. Any other response will result in the command being ignored and message 1R5BI being issued.

---

**1R61I** *commandcode* INVALID FOR WRITER ONLY PARTITION

**Explanation:** The PFLUSH command was issued for a partition that was started with READER=NO.

**System Action:** The PFLUSH command is ignored.

**System Programmer Response:** None.

**Operator Response:** None.

---

**1R62I** *commandcode* INVALID RJE PASSWORD

**Explanation:** The password of a PSTART command for an RJE/BSC line was longer than eight characters.

**System Action:** The command is ignored.

**System Programmer Response:** None.

**Operator Response:** Reenter the PSTART command with the correct password.

---

**1R63I** *commandcode partition-id* PRIORITY TOO HIGH

**Explanation:** A PSTART command was issued for a partition whose priority is higher than or equal to the priority of the VSE/POWER partition.

**System Action:** The PSTART command is not executed.

**System Programmer Response:** Note change in partition priority if necessary.

**Operator Response:** Change the priority of the partitions with the PRTY attention command and then reissue the PSTART command. If the partition is not a typical batch partition, you may consider using the NPC parameter of the PSTART command. Notify your system programmer.

---

**1R64I** *{commandcode}* {NO FREE LUB AVAILABLE | SYSLST LUB NOT AVAILABLE} | SYSLST LUB NOT AVAILABLE *task, cuu* | NO LUB AVAILABLE, DISPOSITION FORCED TO D *jobname jobnumber,part.-id*

**Explanation:** The LUB requested for a physical unit is not available.

**System Action:** The command is ignored. In case of an execution writer task with an \* \$\$ LST/PUN statement and a parameter for tape spooling, the parameter is ignored and spooling to disk is forced.

**Programmer Response:** None.

**Operator Response:** Wait until a reader or writer task stops and a LUB becomes available, or issue a PSTOP command that specifies the device address of a reader or writer, whichever is needed. Then reissue your original command. In the case of DISP forced to D, the job continues with the printer/punch being spooled to disk.

---

**1R65I** *{commandcode}* RJE,{SNA NOT {SUPPORTED | STARTED} | SNA ALREADY STARTED | BSC NOT SUPPORTED} | *commandcode* RJE [OR PNET] NOT SUPPORTED | *commandcode* DYNAMIC PARTITION SCHEDULING NOT SUPPORTED}

**Explanation:** One of the following:

- An RJE,SNA command was issued for a non-RJE,SNA environment.
- An RJE,BSC command was issued for a non-RJE,BSC environment.
- A PSTOP RJE,SNA command was issued for an inactive SNA environment.
- A PSTART RJE,SNA command was issued for an active SNA environment.
- A PNET command was issued for a non-PNET environment.
- A PLOAD DYNC or PVARV DYNC or PDISPLAY DYNC command was issued running under a supervisor without MODE=370 or MODE=ESA.
- A PDISPLAY MSG command was issued for a non-RJE environment.

**System Action:** The command is ignored.

**System Programmer Response:** None.

**Operator Response:** None.

---

---

**1R66I** *commandcode cuu* {LIST WRITER TASK DOES NOT EXIST | NO WRITER TASK SPECIFIED}

**Explanation:** A PSETUP (or \* .. SETUP) or a PRESTART (or \* .. RESTART) command specified the address (cuu) of a task other than a list writer, or the specification was omitted.

**System Action:** The command is ignored.

**System Programmer Response:** None.

**Operator Response:** Correct the command and resubmit it.

---

**1R67I** *commandcode OPERAND nn* REDUCED TO 99

**Explanation:** In the PSETUP command, the specified number of pages was greater than 99.

**System Action:** Processing continues.

**Programmer Response:** None.

**Operator Response:** None.

---

**1R68I** *commandcode partition-id* {PARTITION NOT AVAILABLE | IS VSE/POWER PARTITION}

**Explanation:** A PSTART command was issued for a partition that was already active, or an attempt was made to start the VSE/POWER partition.

**System Action:** The command is ignored. If running in an unattended system and the PARTITION NOT AVAILABLE message is issued, VSE/POWER terminates and signals VSE/OCCF to restart VSE/POWER with all partitions available.

**System Programmer Response:** None.

**Operator Response:** (With message PARTITION NOT AVAILABLE): use a PDISPLAY A,PART,*partition-id* command to check whether the partition is under VSE/POWER control. If the partition is not under VSE/POWER control, issue the commands:

- PAUSE *partition-id*,EOJ
- STOP

and then reissue the PSTART command. If the class specification has to be changed, issue the PALTER command specifying the required class.

---

**1R69I** *commandcode* {NO ACCOUNTING SUPPORT | COMMAND REJECTED, SAVE ACCOUNT ALREADY ACTIVE}

**Explanation:** One of the following:

1. The PACCOUNT command was entered, but:
  - VSE/POWER has been generated with ACCOUNT=NO, or
  - the accounting functions have been terminated before by message 1Q74A, or
  - VSE/POWER has been generated with ACCOUNT=YES while the IPL SYS command specifies JA=NO.
2. A PACCOUNT command was entered while the account task (for an FBA device) is active.

**System Action:** The PACCOUNT command is ignored.

**System Programmer Response:** None.

**Operator Response:** For "Explanation 2", reenter the PACCOUNT command.

---

**1R70I** *commandcode* NO DEVICE ADDRESS SPECIFIED

**Explanation:** The first operand of a PRESTART command was not a device address.

**System Action:** The command is ignored.

**System Programmer Response:** None.

**Operator Response:** Reissue the corrected command.

---

**1R71I** *commandcode* OPERAND *nn* IS NOT A VALID *device type*

**Explanation:** The operator response to message 1R50D is invalid. It must be NO or an applicable device address.

**System Action:** The system keeps prompting with message 1R50D until it receives the correct response.

**System Programmer Response:** None.

**Operator Response:** Specify the correct address.

---

**1R72I** *commandcode* VIRTUAL STORAGE FOR *partition-id* SMALLER THAN 128K

**Explanation:** The virtual partition is smaller than the allowed minimum of 128KB.

**System Action:** The command is ignored.

**System Programmer Response:** Note any change in partition size.

**Operator Response:** Use the ALLOC command to change the partition size and then reissue the PSTART command. Notify your system programmer.

---

**1R73I** *commandcode* INVALID DEVICE TYPE FOR *task*

**Explanation:** The indicated command specifies a device address, which is ADD'ed to your system as a device type, which is unsuitable to the command. For example, operands 1 and 2 of a PSTART command are inconsistent (you cannot read from a printer or write on a card reader). 'task' is one of the following: LST, PUN, RDR, RJE LINE, or TAPE.

**System Action:** The command is ignored.

**System Programmer Response:** None.

**Operator Response:** Re-issue the command with a suitable device address.

---

**1R74I** *commandcode* {INVALID {DEVICE SPECIFICATION | LINE ADDRESS} | NO PRINTER ADDRESS SPECIFIED}

**Explanation:** In the named command, an invalid (or no) device address was specified as indicated in the message.

**System Action:** The command is ignored.

**System Programmer Response:** None.

**Operator Response:** Reissue the corrected command.

---

**1R75I** *partition-id* AUTOSTARTED

**Explanation:** The PSTART control card entered on SYSIPT for the specified partition has been processed.

**System Action:** Processing continues.

**System Programmer Response:** None.

**Operator Response:** None.

---

**1R76I** *commandcode* NUMBER OF PAGES NOT DECIMAL

**Explanation:** The number of pages specified in the PSETUP command was not specified in decimal notation.

**System Action:** The command is ignored.

**System Programmer Response:** None.

**Operator Response:** Reissue the corrected command.

---

**1R77I** *commandcode* **TASK NOT WAITING FOR OPERATOR**

**Explanation:** A PSETUP or PGO command was issued for a task that is not waiting for an operator response.

**System Action:** The command is ignored.

**System Programmer Response:** None.

**Operator Response:** None.

---

**1R78I** {*DEVICE devname status information*  
| **CLASSES:** *class* [QUEUE: {L|P}]  
| **STATUS:** HALTING  
| **DESTINATION:** *destination list*}

**Explanation:** A PINQUIRE command was issued to display the status of an external device. For an explanation of the displayed status information, see the publication *VSE/POWER Administration and Operation*.

**System Action:** Processing continues.

**System Programmer Response:** None.

**Operator Response:** None.

---

**1R79I** *commandcode* **ERRONEOUS AUTOSTART CARD(S) READ**

**Explanation:** During the AUTOSTART procedure, an invalid PSTART command was detected, or an invalid spool device was specified for a partition to be started.

**System Action:** If the partition cannot be started, the command is ignored. If an invalid spool device was indicated, message 1R86D prompts the operator to correctly specify the devices to be spooled.

**System Programmer Response:** Correct incorrect statements.

**Operator Response:** Notify your system programmer.

---

**1R7AI** **PSTART {READER|PRINTERS|PUNCHES} EXPECTED BUT NOT FOUND IN AUTOSTART**

**Explanation:** During AUTOSTART procedure processing a PSTART partition command was detected that does not specify the spooled devices in the VSE/POWER expected sequence of READER/PRINTERS/PUNCHES.

**System Action:** VSE/POWER interrupts autostart processing by message 1R79I and prompts the operator by 1R86I and 1R50D to specify the expected spooled device(s) for the named partition.

**System Programmer Response:** Identify the failing PSTART command for the named partition (see 1R50D) in your autostart procedure and correct the sequence of spooled devices.

**Operator Response:** Respond to message 1R50D so that the spooled partition is started correctly. Notify your system programmer.

---

**1R80I** *commandcode* **OPTIONAL OPERANDS OF COMMAND IGNORED**

**Explanation:** The PSTART command with optional operands was issued for a partition which was already under VSE/POWER control, but which had been stopped with a VSE STOP command.

**System Action:** The PSTART command is equivalent to a VSE START command, that is, the partition is activated, but all optional operands of the PSTART command are still applicable.

**System Programmer Response:** None.

**Operator Response:** None, unless the classes are not suitable;

---

in this case, issue the PALTER command specifying the required class.

---

**1R81I** *commandcode error-information*

**Explanation:** If the error information is:

**1. MESSAGE/OPERAND DOES NOT START WITH QUOTE**

No opening quote was coded at the beginning of:

- The message text supplied in a PBRDCST (\* .. BRDCST) command.

- The file identifier in a PSTART (\* .. START) command.

**2. MESSAGE TEXT WILL BE TRUNCATED**

The command, PBRDCST (\* .. BRDCST), including the message text, is too long.

**3. OPERAND TOO LONG OR NO CLOSING QUOTE**

One of the following:

- The message text supplied with the PBRDCST (\* .. BRDCST) command is longer than:
  - 46 for an ALLUSERS-type message.
  - 60 for a message to a work station other than ALLUSERS type.
  - 132 for a message to be sent to another node in the network.
- The closing quote is missing from the following, whichever applies:
  - The message text.
  - The file identifier in a PSTART (\* .. START) command.
  - The specification in the PARM operand.

**System Action:** The command is ignored for 1 and 2, above. For 3, the message (or operand) is truncated to the maximum length.

**System Programmer Response:** None.

**Operator Response:** Resubmit the corrected command.

---

**1R82I** *commandcode* **'PSETUP' OR 'PRESTART' IN PROGRESS**

**Explanation:** A PRESTART command was issued, but execution of a PSETUP or PRESTART command is in progress. If this message is displayed on a terminal printer, it means that an \* .. RESTART command was issued, but a restart operation was already in progress.

**System Action:** The PRESTART command is ignored.

**System Programmer Response:** None.

**Operator Response:** Issue the PRESTART command again.

---

**1R83I** **PINQUIRE OPERAND NEITHER 'ALL' NOR LINE ADDRESS**

**Explanation:** The operand specified in the PINQUIRE command is incorrect.

**System Action:** The command is ignored.

**System Programmer Response:** None.

**Operator Response:** Reissue the correct command.

---

**1R84I** *commandcode* **DELETION NOT ALLOWED OR IMPOSSIBLE**

**Explanation:** The ALLUSER message to be deleted does not exist or was not sent by the issuer of the PDELETE command (\* .. DELETE command at a terminal).

**System Action:** The command is ignored.

**System Programmer Response:** None.

**Operator Response:** Resubmit the command if it was erroneous.

---



---

**1R85I**      *commandcode first-operand* **COMMAND NOT ALLOWED FOR {REMOTE OPERATOR | X-PARTITION USER OR USER CONSOLE}**

**Explanation:** The command or one of its operands is not authorized for use by a remote operator or an application program using the spool-access support. (USER CONSOLE also not permitted to issue command)

**System Action:** The command is ignored.

**System Programmer Response:** None.

**Programmer Response:** For the authorized commands, refer to *VSE/POWER Remote Job Entry* or to *VSE/POWER Application Programming*, whichever applies.

**Operator Response:** Inform your programmer.

---

**1R86I**      **PLEASE SPECIFY DEVICES TO BE SPOOLED**

**Explanation:** A PSTART command has been entered for a static partition.

**System Action:** This message is followed immediately by message 1R50D.

**System Programmer Response:** None.

**Operator Response:** None.

---

**1R87I**      *commandcode* **TOO MANY CLASSES, FIRST *n* PROCESSED**

**Explanation:** In a PSTART or POFFLOAD command, more than one class was specified for a reader or POFFLOAD task, or more than four classes were specified for a writer or execution reader task.

**System Action:** The extra classes are ignored.

**System Programmer Response:** None.

**Operator Response:** None, if the classes accepted by VSE/POWER are correct. Otherwise issue a PSTOP command followed by a new PSTART command with correct class specification.

---

**1R88I**      **1. NOTHING TO *operation***  
**2. JOB *jobname jobnumber* CANNOT BE ALTERED**  
**3. OK**  
**4. OK : *mnnn* {ENTRY|ENTRIES} PROCESSED BY *power-command***  
**5.OK : WORK AREA SHOULD BE VERIFIED IN {JOB|OUT|NET|XMT}EXIT**

**Explanation:**

1. If the message reads

NOTHING TO *operation*

the job referred to in the related command does not exist in the specified queue or is being processed.

2. If the message reads

JOB *jobname jobnumber* CANNOT BE ALTERED

then the named job is being processed and more alteration operands than just COPY= have been specified.

3. If the message reads

OK ,

4. or e. g.

OK : 6 ENTRIES PROCESSED BY A LST,SSL\*,DISP=K

then this confirms that VSE/POWER has processed the preceding command. In case of a queue manipulation command (PALTER, PDELETE, PHOLD, PRELEASE) the

number of changed queue entries is displayed by *mnnn* and the preceding command is identified by *power-command* (displayed at a maximum length of 62 bytes).

5. If the message reads e. g.

OK : WORK AREA SHOULD BE VERIFIED IN JOBEXIT

then a user exit has been loaded and enabled by the PLOAD command.

**System Action:** According to the list in the explanation:

1. The command is ignored.
2. The PALTER command will not be effective for the specified VSE/POWER job because this job is being executed and more alterations than just number-of-copies have been requested.
3. VSE/POWER finished processing the previous command.
4. VSE/POWER finished processing the previous command.
5. PLOAD gives control to the new exit at the next record to be processed, while an existing exit work area (of a previously loaded exit) remains active up to the next queue entry boundary (OUT/NET/XMT) or even up to the next task stop/start request (JOB).

**System Programmer Response:**

1. None.
2. None.
3. None.
4. None.
5. Check your exit code for correct verification of length of required versus actually passed work area – see VSE/POWER sample exit code JOBEXAMP, OUTEXAMP, NETEXAMP, or XMTEXAMP.

**Operator Response:** According to the list in the explanation:

1. Use the PDISPLAY command to find out whether the job exists at all in the specified queue, or whether it is being processed and does not currently accept modification of its attributes.
  2. Issue the PALTER command again with the COPY= alteration parameter as the only parameter.
  3. None.
  4. None.
  5. Inform your System Programmer.
- 

**1R89I**      **PEND VSE/POWER INITIATION NOT COMPLETE**

**Explanation:** The PEND command was given before VSE/POWER initialization was complete.

**System Action:** The PEND command is ignored.

**System Programmer Response:** None.

**Operator Response:** Wait until the initialization is finished before you try to issue PEND again.

---

**1R90I**      *commandcode* **INVALID TASK SPECIFICATION *operand***

**Explanation:** The first operand of a PSTART command was not one of the following: RDR, LST, PUN, RJE, BG, Fn, PNET, DEV, CNLSTR, DUMPTR, or TASKTR. The invalid operand is shown in the message.

**System Action:** The command is ignored.

**System Programmer Response:** None.

**Operator Response:** Reissue the correct command.

---



---

**1R91I**      *commandcode* TOO MANY OPERANDS,  
{FIRST *n* PROCESSED | COMMAND  
REJECTED}

**Explanation:** A command has been issued containing too many operands. *n* in the message is replaced by the number of operands accepted by VSE/POWER.

**System Action:** VSE/POWER ignores the command or the extra operands, whichever applies.

**System Programmer Response:** None.

**Operator Response:** None.

---

**1R92I**      *commandcode* ALLUSERS MESSAGE QUEUE  
IS FULL

**Explanation:** An attempt to store a message in the ALLUSERS message queue via a PBRDCST command (\* .. BRDCST at a terminal) has been rejected because the queue is full.

**System Action:** The command is ignored.

**System Programmer Response:** None.

**Operator Response:** Check the contents of the queue with a PDISPLAY (or \* .. DISPLAY) MSG command, use the PDELETE MSG command (\* .. DELETE at a terminal) to free space in the queue, and then reissue the PBRDCST (\* .. BRDCST) command.

---

**1R93I**      *commandcode* {REMOTE *remid* CURRENTLY  
NOT SIGNED ON | NO SESSION  
ESTABLISHED FOR *luname*}

**Explanation:** One of the following:

1. A PBRDCST command was entered, but the specified remote ID is not signed on.
2. The central operator issued a PSTOP RJE,SNA,*luname* command for a 3770 terminal that is not logged on.

**System Action:** The command is ignored.

**System Programmer Response:** None.

**Operator Response:** Enter the PINQUIRE command to find out which terminals are signed on.

---

**1R94I**      INVALID DEVICE DUPLICATION

**Explanation:** In the start-up procedures, one of the devices to be spooled was specified more than once. One device, even though it can both read and write, may only serve a single purpose under VSE/POWER.

**System Action:** Issue messages 1R86I and 1R50D. If AUTOSTART, issue message 1R79I before issuing messages 1R86I and 1R50D.

**System Programmer Response:** Check and correct the startup procedure.

**Operator Response:** Notify your system programmer.

---

**1R95I**      LINE *cuu* NOT SUPPORTED

**Explanation:** The line address (*cuu*) specified in the PSTART or PINQUIRE command is known to the VSE supervisor, but not to VSE/POWER.

**System Action:** The PSTART or PINQUIRE command is ignored.

**System Programmer Response:** None.

**Operator Response:** Reassemble VSE/POWER with a PLINE macro for this line, or enter PSTART or PINQUIRE with a valid channel and unit address.

---

**1R96I**      *commandcode* INCORRECT OPERAND *nm* OF  
COMMAND IGNORED

**Explanation:** An error has been made when entering the operand *nm* for the command *commandcode*.

**System Action:** The specified value for the incorrect operand is ignored and default values are established, for example:

1. If the third operand of a PSTART CNSLTR is incorrect, the tracing occurs for all BSC, CTC and TCP type nodes.
2. If the tracing should not occur for all nodes, first a PSTOP CNSLTR command must be issued, before issuing the correct PSTART CNSLTR command.

**System Programmer Response:** None.

**Operator Response:** If default values should not be used, reissue the corrected command. In some cases it may be necessary to issue first another command to de-establish the default values.

---

**1R97I**      *commandcode* COMMAND INVALID  
DURING SHUTDOWN

**Explanation:** One of the central operator commands PSTART, PACT, PLOAD, PRELEASE, and PRESET, or one of the terminal operator commands \* .. START, and \* .. RELEASE, was issued during shutdown.

**System Action:** The command is ignored.

**System Programmer Response:** None.

**Operator Response:** None.

---

**1R98I**      *commandcode* INVALID VSE/POWER  
COMMAND

**Explanation:** One of the following:

- A command not known to VSE/POWER was issued, or
- A command known to VSE/POWER was issued, but requires a VSE/POWER function that is not initialized, or
- A command known to VSE/POWER was issued, but is not allowed from this terminal.

**System Action:** The command is ignored.

**System Programmer Response:** None.

**Operator Response:** Submit a correct command.

---

**1R99I**      VSE/POWER {IS IN SHUTDOWN | HAS  
BEEN TERMINATED}

**Explanation:** The PEND command (with or without the *cuu*, FORCE, or IMM operand) has been issued.

**System Action:** The command is ignored.

**System Programmer Response:** None.

**Operator Response:** None.

---

**1R9AI**      SHORT COMMAND '*commandcode*'  
UNSUPPORTED DUE TO 'SET LONGCMD'

**Explanation:** The usage of the short form of the command *commandcode* is rejected due to autostart statement 'SET LONGCMD=*power-command*'.

**System Action:** The command is ignored.

**System Programmer Response:** None.

**Operator Response:** Repeat your command with the long form of the command verb. To check which VSE/POWER commands are restricted to their long form, issue command 'PDISPLAY AUSTMT', to display all autostart statements.

---

---

**1R9BI**      *commandcode* SEGMENT REQUEST  
 IGNORED {FOR DISP=T|FOR DISP=I|DUE  
 TO EMPTY DBLKGP CUSHION}

**Explanation:** A command, e.g. PSEGMENT F7,FEE or PALTER LST, ...,SEGMENT=... has been issued, but either the selected output is spooled to tape, or is spooled with disposition 'I' (must be PUN output) or the DBLK group cushion is empty.

**System Action:** The system continues to run.

**Programmer Response:** None.

**Operator Response:** Check whether at least one free DBLK group is still available using PDISPLAY STATUS command. If all DBLK groups are occupied including the 20 DBLK groups for cushion, delete one or more queue entries or move them to tape using POFFLOAD BACKUP|PICKUP|SAVE command and delete them on the POWER queue(s) afterwards. Retry the command, when free DBLK groups are available again.

---

**1RA0I**      [JOB|OUTPUT] *jobname nnnn(oooo)*  
 TRANSMITTED TO *node1* FOR *node2 task-id*

**Explanation:** Transmission of a job or output to node *node1* is complete. The final destination is given by *node2*. *nnnn* gives the job number allocated by VSE/POWER; *oooo* gives the original job number.

**System Action:** None.

**System Programmer Response:** None.

**Operator Response:** None. If this frequently appearing message floods your console, use the P VARY MSG,1RA0I,NOCONS command to restrict this message to 'recording in the hardcopy file' only.

---

**1RA1I**      [JOB|OUTPUT] *jobname nnnn(oooo)* NODE  
*node1* UNKNOWN

**Explanation:** The destination (*node1*) of a job or output data set to be transmitted is not known to this node. It may either be the initiating node that issues the message or a node somewhere on the network which is acting as a store-and-forward node.

The original job number is given by *oooo* and the job number which has been allocated on the VSE/POWER system is indicated by *nnnn*.

**System Action:** The message is issued on SYSLOG of the node and it is also sent to the originator. The JOB or SYSOUT data set is put into HOLD status (in the XMT queue) awaiting operator action unless the operator modified the queue entry by means of the PALTER, PRELEASE or PHOLD command.

**System Programmer Response:** Check the network definition table to see whether the node is correct. If *node1* is incorrect, attempt to inform the submitter of the job.

**Operator Response:** Inform your system programmer.

---

**1RA2I**      {COMMAND FOR NODE *node1* IGNORED,  
 NODE *node2* NOT CONNECTED |  
 NODE *node1* UNKNOWN}

**Explanation:** node *node1* cannot be reached because node *node2* is not connected, but *node2* must be used to route the command to its final destinations; or a command has been received via the network for destination node *node1*, but *node1* is unknown.

**System Action:** The command is ignored and this message is sent to the originator of the command.

**System Programmer Response:** None.

**Operator Response:** None.

---

**1RA3I**      *commandcode* VSE/POWER NETWORKING  
 NOT SUPPORTED

**Explanation:** A VSE/POWER command concerning networking was issued but the VSE/POWER networking function was not generated:

- either PNET is not specified in your POWER macro generation, or
- enabling of networking support failed during VSE/POWER initialization (check console log for messages).

**System Action:** The command is ignored.

**System Programmer Response:** None.

**Operator Response:** None.

---

**1RA4I**      *commandcode* INVALID NODEID *node-id*  
 RC=*nnnn*

**Explanation:** The reason is indicated by the reason code (RC) as shown below:

- RC=0001:** A PDISPLAY or PALTER command was entered for *node-id* which has not been defined in the network definition table.
- RC=0003:** A PSTOP command was given for *node-id* for which no connection or session exists.
- RC=0004:** A PSTART PNET command has been issued for *node-id* which is not defined in the network definition table.
- RC=0005:** A PSTART PNET command has been issued for the local *node-id*.
- RC=0006:** A PSTART PNET command has been issued for *node-id* which can only be reached via another node.
- RC=0007:** A PSTART PNET command has been issued for an SNA or TCP or SSL *node-id*, but a BSC/CTC line address or line password was also specified.
- RC=0008:** A PSTART PNET command has been issued for a BSC/CTC *node-id*, but no line address was specified.
- RC=0010:** A PLOAD PNET command has been issued, but the named *node-id* specifies either a ROUTE1 or ROUTE2 node name, which is not defined at all in the network definition table to be loaded.
- RC=0011:** A PLOAD PNET command has been issued, but the named *node-id* specifies either a ROUTE1 or ROUTE2 node name, which is not defined as an adjacent (also directly linked) node in the network definition table to be loaded.
- RC=0012:** A PSTART PNET command has been issued for SNA *node-id*, but the APPLID of the specified *node-id* is invalid. During loading of the active Network Definition Table this APPLID was found duplicate to the APPLID of another node and was invalidated with message 1RE3I.
- RC=0013:** A PSTART PNET command has been issued for a TCP or SSL *node-id*, but the IP-Address of the specified *node-id* is invalid. During loading of the active

## 1RA5I

Network Definition Table this *node-id*'s IP-Address with IP-Port number was found duplicate to the attributes of another node. Therefore this *node-id* has been invalidated with message 1RE4I.

**RC=0014:** A PSTART PNET command has been issued for TCP *node-id*, but the TCP/IP interface is currently not established by the TD Subtask, which may have terminated abnormally or due to a PSTOP TCPIP command.

**RC=0015:** A PSTART PNET command has been issued for SSL *node-id*, but the TCP/IP SSL interface is currently not established by the SD Subtask, which may have terminated abnormally or due to a PSTOP TCPSSL command.

**System Action:** If the reason code is:

**0010 or 0011:** The flagged ROUTE1 or ROUTE2 specification of node *node-id* is invalidated for PNET routing. The PDISPLAY PNET command will present the invalidated ROUTE specification as '\*INVALID'.

**Other than 0010 and 0011:**

The command is ignored.

**System Programmer Response:** Check the network definition table to ensure that the correct nodes are generated.

**Operator Response:** In case of RC=0014 or 0015 re-load the current Network Definition Table using PLOAD PNET,*ndtname* to re-establish the TCP/IP (SSL) interface, and issue the rejected PSTART PNET command again.

In all other cases correct the rejected command and issue it again. Report this message to your system programmer.

---

### 1RA5I *commandcode* INVALID NETWORK

#### DEFINITION TABLE *ndtname*, RC=*nnnn*

**Explanation:** The operator entered a PLOAD command, or an internally generated PLOAD command was issued during initialization, and the phase name specified for the network definition table is invalid for one of the following reasons:

**RC=0001:** The specified phase is not a network definition table generated by using the PNODE macro.

**RC=0002:** The release level in the network definition table does not match the current release level.

**RC=0003:** The network definition table was generated without a node being specified as the LOCAL node.

**RC=0004:** The network definition table *ndtname* has been specified in a PLOAD command or an autostart PLOAD command. The local node specified in the network definition table *ndtname* does not match the name of the local node in the currently used network definition table, or the name contained in the queue file master record.

**RC=0005:** The local node entry of the Network Definition Table (NDT) *ndtname* (that may or may not provide TCP nodes) contains

an IP-Port number (see PNODE PORT=), that differs from the local port number of the currently loaded NDT, for which the TCP/IP Interface has already been opened.

**RC=0006:** The local node entry of the Network Definition Table (NDT) *ndtname* (that may or may not provide SSL nodes) contains a secured IP-Port number (for TCP/IP SSL connections, see PNODE SPORT=), that differs from the local secured port number of the currently loaded NDT, for which the TCP/IP SSL Interface has already been opened.

**RC=0007:** The local node entry of the Network Definition Table (NDT) *ndtname* (that may or may not provide SSL nodes) specifies a type of security protocol (for PNET SSL connections, see PNODE SECTYPE=) that differs from the security protocol of the currently loaded NDT, for which the TCP/IP SSL Interface has already been opened.

**RC=0008:** The local node entry of the Network Definition Table (NDT) *ndtname* (that may or may not provide SSL nodes) specifies a key database sublibrary (for PNET SSL connections, see PNODE KEYRING=) that differs from the key sublibrary of the currently loaded NDT, for which the TCP/IP SSL Interface has already been opened.

**RC=0009:** The local node entry of the Network Definition Table (NDT) *ndtname* specifies a key sublibrary member (for PNET SSL connections, see PNODE DNAME=) that differs from the key sublibrary member of the currently loaded NDT, for which the TCP/IP SSL Interface has already been opened.

**RC=0010:** VSE/POWER performs a warm start and the local node name specified in the network definition table *ndtname* does not match a new local node name used in the process of node name change, which was once started but not yet completed due to an abnormal termination of VSE/POWER.

**RC=0011:** The local node name specified in the network definition table *ndtname* does not match the current local node name. The operator answered with 'NO' to message 1RE6D asking for confirmation of a node name change.

**RC=0012:** VSE/POWER is running in a shared complex and performs a warm start. Since the local node name specified in the network definition table *ndtname* does not match the current local node name, VSE/POWER attempts to change the local node name. Because other systems are active, the node name change is rejected.

**System Action:** The command is ignored. If the message is issued during the initialization of VSE/POWER, the

networking function is not made available and message 1Q08I is issued.

If RC=0010 is displayed, VSE/POWER re-initiates the change of the local node name.

**System Programmer Response:** Check the network definition table specified by *ndtname* to ensure that it correctly assembled and cataloged. If a new local node name is to be used, perform either a VSE/POWER "cold start" or better perform a warm start and specify a network definition table with the new local node name either in the PNET operand of the POWER macro or in an autostart statement SET PNET.

**Operator Response:** For RC=0010, wait till the warm start is complete and the node name change has been completed (see message 1RE7I-2). If your system programmer confirms changing the local node name, stop VSE/POWER normally and perform another warm start.

For RC=0011, if your system programmer confirms changing the local node name, stop VSE/POWER normally and perform another warm start. If your system programmer does not confirm changing the local node name, stop VSE/POWER normally and perform another warm start using the network definition table with the current local node name.

For RC=0012, if the networking function must be made available without node name change, restart VSE/POWER using an NDT with the current local node name. Previous message 1RE8I has displayed the current and the new local node name.

If the networking function must be made available using an NDT with the new node name, you must shutdown all other systems and restart VSE/POWER. If all other systems are already terminated but are still shown active in message 1RE8I or in the VSE/POWER PDISPLAY STATUS report, you may use PRESET sysid1,sysid2,.. to reset their active state.

---

#### 1RA6I UNABLE TO ESTABLISH CONNECTION TO NODE *node-id* RC=*nnnn*

**Explanation:** VSE/POWER was unable to establish a connection to node *node-id*. The reason is implied by the reason code (RC) as shown below.

**RC=0001:** Not enough GETVIS storage was available for PNET control blocks.

**RC=0002:** Not enough real storage was available for PNET control blocks.

**System Action:** The PSTART which initiated this action is not executed.

**System Programmer Response:** Define more storage if required.

**Operator Response:** Try again later to establish the connection. If the problem persists, inform your system programmer.

---

#### 1RA7I *commandcode* COMMAND NOT ALLOWED ON NODE *node-id*

**Explanation:** A command was issued which itself or one of its operands is not allowed on node *node-id* according to the command authorization in the network definition table of that node.

**System Action:** The command is ignored.

**System Programmer Response:** Check authorization if necessary.

**Operator Response:** Inform your system programmer in case a change in authorization is necessary on node *node-id*.

---

#### 1RA8I *task-id* HAS BEEN DRAINED FOR NODE *node-id* [DUE TO EXIT FAILURE]

**Explanation:** Task *task-id* has been drained. The possible causes are as follows:

1. The operator has issued a PDRAIN or PSTOP command.
2. On a request to initiate a function (RIF) a negative permission granted (NPGR) was received.
3. An unrecoverable I/O error occurred on the VSE/POWER spool files.
4. A severe line error occurred.
5. A failure occurred in a PNET receiver or PNET transmitter exit and the corresponding task had to be drained.

**System Action:** None.

**System Programmer Response:** Check for and attempt to correct the error.

**Operator Response:** The action depends on the cause (see 'Explanation', above):

- If (1), the task is required again, issue a PACT command.
- If (2), (3), and (4), inform the system programmer.
- If (5), inform your system programmer.

---

#### 1RA9I TRANSMISSION OF [JOB|OUTPUT] *jobname jnum(ojnum)* FOR NODE *node-id* CANCELLED, RC=*nnnn* *task-id*

**Explanation:** The transmission of job or output has been abnormally terminated.

The original job number is given by *ojnum* and the job number which has been allocated on the VSE/POWER system is indicated by *jnum*. The reason is implied by the reason code (RC); *nnnn* can be one of the following:

**RC=0001:** A PDRAIN command was issued, or a stop code was set due to an I/O error on the VSE/POWER spool files or account file.

**RC=0002:** The receiving system does not accept transmission (negative permission granted (NPGR) sent) from the local node.

**RC=0003:** A line error occurred, or SIGNOFF record was sent/received, or the session was terminated.

**RC=0004:** Compression routine error.

**RC=0005:** A receiver cancel has been received by the transmitter.

This might have resulted from the operator of the receiving system issuing a PDRAIN or a PFLUSH for the receiver or from the PNET reader exit of the receiving system canceling the receipt of the data.

This might also have resulted from a PNET receiver exit of the receiving system which ended abnormally and which is therefore put into a 'FAILED' state. This might also have resulted from a PNET receiver exit of the receiving system which is in 'FAILED' state because the exit ended abnormally previously.

**RC=0006:** The job/output was flushed.

**RC=0007:** Invalid return code given back from the transmitter exit.



## 1RB0I

<b>RC=0008:</b>	Record address or record length has been changed by the transmitter exit.
<b>RC=0009:</b>	Deletion of job header, job trailer, or data set header record is not allowed in a transmitter exit.
<b>RC=000A:</b>	Insertion of job header, job trailer, or data set header record is not allowed, or an invalid record specification has appeared in a transmitter exit.
<b>RC=000B:</b>	Insertion of a record by a transmitter exit with a record address of X'00', a record length of X'00', or a length exceeding the allowed maximum (defined in the queue record) is not allowed.
<b>RC=000C:</b>	Record modification was indicated in a transmitter exit, but the modified record was not a network control record.
<b>RC=000D:</b>	A data record should have been inserted by a transmitter exit before a job header record. This is invalid because it would destroy the transmission protocol.
<b>RC=000F:</b>	The user PNET transmitter exit ended abnormally.
<b>RC=0010:</b>	VSE/POWER detected a network control record with mismatch of length and internal structure.

### System Action:

- If RC=0001, 0002, or 0004, the transmitter is stopped.
- If RC=0003, the node is stopped.
- If RC=0005 and this resulted from a failing or failed PNET receiver exit of the receiving system, the queue entry is queued again with its corresponding 'hold' disposition. The PNET receiver exit of the receiving system is put into 'FAILED' state and the corresponding receiver of the receiving system is drained. The transmitter of the transmitting system is not drained, but continues with the next queue entry (if available). Due to the drained state of the corresponding receiver, the transmitter is cancelled with RC=0002 (see above).
- If 0006, the transmitter is still available for NODE node-id and waits for the next queue entry that is eligible for transmission.
- If RC=0007,....,000F, the transmission of the queue entry is stopped and the queue entry is queued again with its corresponding 'hold' disposition. The transmitter continues with the next eligible queue entry.
- If RC=0010, the transmitter has been stopped and the disposition of the queue entry has been set to H or L.

### System Programmer Response:

- If RC=0001,....,0006, or 0010, no action is required.
- If RC=0007,....,000F, correct your transmitter exit routine.

### Operator Response:

- If RC=0001,....,0006, or 0010, issue a PSTART for the line again.
- If RC=0005 and this resulted from a failing or failed PNET receiver exit of the receiving system, inform the system programmer of the receiving system to correct his receiver exit routine (you may still transmit messages and commands to the other system by using the PBROADCAST and PXMIT command, for example you may issue the following command to see whether a receiver exit failed: PXMIT node-id, PDISPLAY EXIT

If RC=0005 and this resulted from a failing or failed PNET receiver exit of the receiving system and the receiver is no longer in 'FAILED' state, you may change the disposition of the queue entry to the original one to start again the transmission.

- If RC=0007,....,000F, inform your system programmer that the transmitter exit routine must be corrected.
- If RC=000F and you want to continue without using an exit, set the exit in 'disabled' state by using the PVARV command with the DISAB operand.

---

**1RB0I**      **NODE** node-id {**SIGNED-OFF ON LINK** cuu | **STOPPED**}, **RC=nnnn**, **TIME=hh:mm:ss**

**Explanation:** The message is displayed with the SIGNED-OFF indication if sign-on with the remote node was completed when the stop condition occurred. The reason is implied by the reason code (RC), which can be one of the following:

<b>RC=0000:</b>	The local operator has issued a PSTOP command for the node node-id, or has issued a PEND.
<b>RC=0001:</b>	The remote node has requested termination; this may have been caused by the operator or internally.
<b>RC=0002:</b>	The node has terminated because the VTAM operator has halted VTAM by locally issuing Z NET.
<b>RC=0003:</b>	The internal time-out limit for the node (BSC links) had expired after sign-on was complete (this limit is set to 90 seconds by VSE/POWER), or the PLINE specified time-out limit for a BSC line for PSTART processing had expired. <i>For CTC:</i> the I/O did not complete within a certain time interval (set to 90 seconds).
<b>RC=0004:</b>	<i>For BSC or CTC:</i> the error limit for line errors was exceeded, or a severe line error occurred, or intervention is required. <i>For SNA:</i> the session with the node was ended either by the local or remote operator, or internally. <i>For TCP or SSL:</i> The connection with the node was ended due to a failing TCP/IP request (that resembles 'line error') as stated by a previously issued 1RTxx message.
<b>RC=0005:</b>	The node was stopped by VSE/POWER due to: <ol style="list-style-type: none"><li>1. A password violation by the remote node.</li><li>2. A severe internal error.</li></ol> The reason for the error is given in the previously issued message (1RC1I or 1RB2I, or 1QZ0I ).
<b>RC=0006:</b>	The node was stopped because: <ol style="list-style-type: none"><li>1. VTAM was terminated abnormally,</li><li>2. VTAM terminated due to a Z NET QUICK,</li><li>3. The interface between PNET and VTAM could not be established.</li></ol>
<b>RC=0007:</b>	<i>For CTC only:</i> The node was stopped because VSE/POWER detected a collision



of dependent CTC command op-codes, e.g. READ <--> READ or WRITE <--> WRITE.

- RC=0008:** A TCP/IP connection request from a remote system with TCP or SSL node *node-id* has been received, although the local node assumed that TCP or SSL node *node-id* is signed-on and no error was detected so far. This may for example happen if the remote system with the TCP or SSL node *node-id* restarted (via IPL) without having stopped the TCP/IP connection.
- RC=0009:** A TCP/IP connection has been stopped due to some TCP/IP error.

**System Action:** The node is stopped. If the node was started with the automatic restart option, and if the reason code is 0001, 0003, 0004 (for SNA), 0007, 0008, or 0009, the connection to the node is reinitiated automatically.

**System Programmer Response:** None, but:

- If RC=0003 occurs before sign-on is complete (message 1RB3I), check the TIMEOUT specification in the PLINE generation macro and increase the specified value if necessary.
- If RC=0001 or RC=0004 occur before sign-on is complete, check whether your password was rejected by the other node.
- If RC=0006 occurs before sign-on is complete, check the corresponding APPL-ID in the local NDT and VTAM.

**Operator Response:**

- For RC=0001 and a BSC/CTC line, check if you entered the password (if any) correctly.
- For RC=0004 and SNA:
  - check if you entered the password (if any) correctly
  - check if a situation of “intervention required” exists, (for example, is the modem powered on and connected, or are cables connected correctly).

After correcting the error (and if restart is not done automatically), you may issue a PSTART for the node again if you so desire. Notify your system programmer if an internal, VTAM, line specification or hardware error occurred.

---

**1RB1I**      **NODE UNKNOWN OR NO PATH ESTABLISHED TO NODE *node-id***

**Explanation:** A PACT, PDRAIN, PBRDCST, PFLUSH or PXMIT command has been issued with a destination node *node-id* which is either

- unknown to local node
- no path is yet established by which node-id may be reached.
- the own (local) node name has been specified erroneously.

**System Action:** The command is ignored.

**System Programmer Response:** None.

**Operator Response:** Issue a PDISPLAY PNET,ALL to check whether the node-id is known. If it is known, issue a PINQUIRE ALL to check whether the path to the node-id is established.

---

**1RB2I**      **INVALID SIGNON RECEIVED FROM NODE *node-id*, RC=*nnnn***

**Explanation:** The reason is indicated by the reason code (RC) as shown below.

- RC=0001:** An invalid node-id was received.
- RC=0002:** An invalid node password was received.
- RC=0003:** An invalid line password was received.
- RC=0004:** The buffer size received is smaller than the allowed minimum of 300 bytes.
- RC=0005:** An Initial SIGNON was expected but a Response SIGNON was received or vice versa.
- RC=0006:** The Response SIGNON contained incorrect feature flags; it calls for features that are not supported by this node.

**System Action:** The SIGNON is rejected.

**System Programmer Response:** Check the reason and then check the network definition table that is in use.

**Operator Response:** Notify your system programmer.

---

**1RB3I**      **NODE *node-id* SIGNED-ON ON LINK *cuu*, BSIZE=*bbbb*, TIME=*hh:mm:ss***

**Explanation:** A connection has been established between the local node and the node *node-id*. After this message has been received, transmission of job/output can commence. The buffer size which will be used in the transmission is displayed by *bbbb*, and the time at which the connection was established is displayed by *hh:mm:ss*. The buffer size used for the transmission may differ from that defined in the network definition table that is in use (the table can be displayed by the PDISPLAY PNET,ALL command). If this message was issued for a link of type

- SNA, then *cuu* appears as SNA
- TCP, then *cuu* appears as TCP
- SSL, then *cuu* appears as SSL.

**System Action:** Ready for transmission.

**System Programmer Response:** None.

**Operator Response:** None.

---

**1RB4I**      ***commandcode* NETWORK DEFINITION TABLE *xxxxxxx* LOADED**

**Explanation:** A PLOAD command has been executed to load a new network definition table *xxxxxxx*. The table has been successfully loaded and is now available for use. The PLOAD may have been issued by the operator or may have been issued internally during the initialization phase of VSE/POWER.

**System Action:** The system uses the new network definition table.

**System Programmer Response:** If a new network definition table has been loaded as a result of a permanent change in the network definition table, then the VSE/POWER generation or the AUTOSTART parameters should be changed to reflect the new name of the network definition table. Ensure that the network definition table parameter (PNET) in the VSE/POWER generation is changed to reflect the name of the new table, or update the AUTOSTART deck to change the phasename in the SET PNET= statement.

**Operator Response:** Inform your system programmer of this message.

---

**1RB5I**      **{JOB|OUTPUT} jobname nmmm(oooo)  
RECEIVED FROM node1 FOR node2 task-id**

**Explanation:** The PNET receiver has received data from node *node1*. The data is either a JOB or LST or PUN output and will be either put into the local queues or put into the XMT queue for further transmission. The final destination is defined by *node2*.

The original job number is given by *oooo* and the job number which has been allocated on the VSE/POWER system is indicated by *nmmm*.

**System Action:** Places the data into the appropriate queue.

**System Programmer Response:** None.

**Operator Response:** None.

---

**1RB6I**      **{JOB|OUTPUT}jobname jnum(ojnum) FROM |  
CONSOLE DATA FROM | RECEIVER FOR  
NODE} node-id CANCELLED, RC=nmmm  
[task-id]**

**Explanation:** The PNET receiver, whose task-id is given, has rejected job or output data from node *node-id*. The original job number is given by *ojnum*, and the job number which has been assigned by VSE/POWER is given by *jnum*, which is part of the displayed job identification.

The second form of the message means that either a message or a command has been rejected by the console receiver.

The third form of the message means that the receiver was cancelled before it had processed enough of the transmission for it to determine the job name and number.

The reason for rejecting the transmission is implied by the reason code (RC) as shown below.

**Note:** explanations for all reason codes may be found by the RC#xxxx constants defined by the internal VSE/POWER macro IPW\$DWP, references may be found in module IPW\$\$NR,-NR2, and-NP.

**RC=0004 through RC=0014:**

A STOP situation has occurred on the receiving system. This might have resulted from a PSTOP, PFLUSH, or PDRAIN having been entered by the operator of the receiving node, or from a PSTOP having been entered on the transmitting node. It might also have occurred because our system lost the connection to the other node.

**RC=0018 through RC=0024:**  
Request for GETVIS storage failed.

**RC=0028:**

An I/O error occurred on the data file or a logic error was detected while spooling the received data.

**RC=002C through RC=0068:**  
Various internal sequence errors or invalid control records were received.

**RC=006C:**  
VSE/POWER detected a network control record with mismatch of length and internal structure. The receiver has been drained.

**RC=0070:**  
A job has been abnormally terminated on the transmitting node. This might be the result of a PFLUSH, a PDRAIN, or a PNET internal error.

**RC=0090:**  
The transmission was flushed by the user PNET exit routine.

**RC=0094 through RC=00A0:**  
The user PNET exit gave an invalid return code for the given

data.

**RC=00A4:**

The user PNET receiver exit ended abnormally.

**RC=00C0 through RC=00CB:**

The decompression routine detected errors in the received data buffer. AN IDUMP has been requested identified by message 1Q2JI which was issued prior to this message.

The different reason codes are provided for later problem determination and are fully described in the optional material.

**System Action:** VSE/POWER continues processing.

**System Programmer Response:** If RC is in the range of

**0018-0024**      Contract IBM for a search of its known-problems data base.

**002C-006C**      or

**00C0-00CB**      Consider - in case PNET/SNA connection - to introduce or increase the DSPACE amount of the // EXEC POWER phase,DSPACE=nM statement. For details on DSPACE refer to *VSE/POWER Administration and Operation* manual. Otherwise contact IBM for a search of its known-problems data base.

**0094-00A4**      Check and correct your PNET receiver exit.

**Operator Response:** If the RC is any of 0094 through 00A4, 0018 through 0024, 0028 through 006C, or 00C0-00CB, report this message to your system programmer. If the RC is A4 and you want to continue without using an exit, set the exit in 'disabled' state by using the PVAR command with the DISAB operand.

---

**1RB7I**      **{pdisplay-response line | commandcode  
NOTHING TO DISPLAY}**

**Explanation:** The operator issued a PDISPLAY PNET command. For a discussion of 'pdisplay-response lines', see the publication *VSE/POWER Administration and Operation*.

**System Action:** The requested information is displayed.

**System Programmer Response:** None.

**Operator Response:** None.

---

**1RB8I**      **{NODE node-id HAS RESTARTED  
| AUTOMATIC RESTART  
OF CONNECTION TO NODE node-id  
IN PROGRESS}**

**Explanation:** Of the two possible texts, VSE/POWER displays:

- The first one if the node *node-id* to which your system is connected had to restart all its activities on the line.
- The second one if your own node (system) is restarting its connection with node *node-id*.

Repeated occurrence of this message can be an indication that node *node-id* has severe internal problems.

**System Action:** Transmission and receipt of current jobs/output to the local node are ended abnormally, and the node sign-on procedure is activated automatically.

If the first possible message text is displayed, VSE/POWER automatically restarts all transmitters that were not deactivated (by PDRAIN). In addition, it deactivates the receivers or places them into an inactive status depending on their status before the restart processing.

If the second possible message text is displayed, VSE/POWER automatically activates one job transmitter, one output transmitter and all receivers.

**System Programmer Response:** If node *node-id* has internal error then investigate.

**Operator Response:** None; however, if the message happens repeatedly, issue the PSTOP PNET,node-id command and inform your system programmer.

**1RB9I**      **NODE ATTACHED TABLE FULL OR CONTAINS ERROR ENTRIES,**  
**NODE=*node-id*, RC=*returncode***

**Explanation:** In a shared spooling environment, all nodes which log-on to the network must be communicated to the other sharing systems. This is done internally by means of the node attached table (NAT). In some cases it may be possible that an error occurs. The reason for the error is implied by the reason code (RC) as shown below.

**RC=0001:**      The temporary NAT has been filled.

**RC=0002:**      The temporary NAT contains invalid entries.

**RC=0003:**      The permanent NAT contains duplicate entries (this should never occur.)

**RC=0004:**      The permanent NAT has been filled.

**RC=0005:**      No matching entry has been found in the NAT. The connection to a node was stopped, but the NAT indicated that no connection to that node existed.

**System Action:** If the reason code is:

**0001, 0002, or 0004:**

The new *node-id* is not entered into the NAT; this means that this node remains unknown to any sharing processors. The systems continue normally.

**0003:**      The second entry is ignored.

**0005:**      The system takes no action.

**Note:** For reason codes 0002, 0003, and 0005, VSE/POWER requests an internal dump in addition to the above system actions.

**System Programmer Response:** This is probably an internal error that should be investigated. Contact IBM.

**Operator Response:** Notify your system programmer.

**1RBAA**      **UNACCEPTABLE PARALLEL SESSION REQUEST OCCURED FOR NODE *nodename***

**Explanation:** PNET, SNA and the partner node *nodename* both issued a BIND request to start a session. Both BIND requests are completed now and parallel sessions between the nodes are established. Both applications are defined with PARSESS=YES in their VTAM Application Major Node.

**System Action:** VSE/POWER is not capable of using parallel sessions and will only use one session. The second session is ignored by VSE/POWER and therefore useless.

**System Programmer Response:** Change the VTAM Application Major Node and define PARSESS=NO for the VSE/POWER PNET application.

**Operator Response:** Inform your system programmer.

**1RC0I**      **BUFFER(S) LOST ON LINK WITH NODE *node-id*, RC=*mnmn***

**Explanation:** The reason for the error is given by the reason code (RC) as shown below.

**RC=0001:**      Loss of buffer(s) was detected by the local node (BSC link).

**RC=0002:**      Loss of buffer(s) was detected by node *node-id* (BSC link).

**RC=0003:**      VTAM return code indicates exception condition for the request.

**RC=0004:**      VTAM return code indicates exception condition for the response.

**System Action:** For RC=0001 and RC=0002, all job and output being transmitted is abnormally ended. All transmitters active when the message is issued, are automatically restarted. No action is taken if the message occurs before sign-on is complete (message 1RB3I).

For RC=0003 and RC=0004, the session with node *node-id* is ended and all job/output being transmitted is abnormally terminated.

**System Programmer Response:** If line error persists then investigate.

**Operator Response:** In the case of RC=0003 and RC=0004, you may wish to start the session again. If the error persists, inform your system programmer. If the message occurs repeatedly before sign-on is complete (message 1RB3I not yet issued), the node should be stopped and restarted.

**1RC1I**      **NETWORK PROTOCOL ERROR FOR NODE *node-id*, RC=*mnmn***

**Explanation:** The error occurs and is detected at the own (local) node. Generally, the message is followed by a display of key data relating to the buffer in error. The reason for the error is given by the reason code (RC) as shown below.

**RC=0001:**      Data is lost because the node is temporarily unable (shortage of buffer space) to receive data buffers sent from node *node-id* (BSC/CTC link).

**RC=0002:**      Unexpected buffer is received from node *node-id* (BSC/CTC and SNA links) as follows:

- Data for a receiver that is not ready to receive.
- Unsolicited or duplicate buffer with stream control (permission granted/not granted, request for transmission, transmission complete).

**RC=0003:**      Buffer for unidentified transmitter or receiver (BSC or SNA links).

**RC=0004:**      The first data buffer from node *node-id* does not contain a sign-on record (BSC/CTC and SNA links).

**RC=0005:**      A heading or trailing BSC/CTC character which is not within the allowed line control character set, was received.

**Note:** Subsequent the console trace entry shows only the heading BSC character.

**RC=000A:**      Buffer does not belong to session with node *node-id*. (SNA link); see "Note" below.

**RC=000B:**      Buffer contains unsolicited positive response (SNA link).

**RC=000C:**      Buffer contains asynchronous data flow (DFASY) other than shut down request (RSHUTD). (SNA link).

<b>RC=000D:</b>	Buffer contains synchronous data flow (DFSYN) other than data. (SNA link.)
<b>RC=000E:</b>	Buffer is larger than the TP buffer size used for the local node.
<b>RC=000F:</b>	Error during decompression of buffer (SNA link). A IDUMP has been requested identified by message 1Q2JI which was issued prior to this message. See "Note" below.
<b>RC=0010:</b>	Error during compression of buffer (SNA link). See "Note" below.
<b>RC=0011:</b>	Unexpected function management header (FMH) is received (SNA link).
<b>RC=0012:</b>	When expecting a function management header (FMH), some other record was received.
<b>RC=0013:</b>	The function management header (FMH) received was incorrect.
<b>RC=0015:</b>	An unexpected unit exception has been detected on a CTC line.
<b>RC=0016:</b>	An unexpected NAK was received on a CTC line.
<b>RC=0017:</b>	For BSC only, unit exception was detected at a read command, probably due to EOT received, which is not allowed.
<b>RC=0018:</b>	RECEIVE synchronization is lost when receiving from node <i>node-id</i> (SNA link); see "Note" below.
<b>RC=0019:</b>	SEND synchronization is lost when sending to node <i>node-id</i> ; see "Note" below.

**Note:** The cause may be an internal problem at the local node.  
**System Action:** Depending on the reason code as indicated below:

<b>0001 and 0004:</b>	The connection to node <i>node-id</i> is terminated, and all job/output sent to or received from node <i>node-id</i> is abnormally terminated.
<b>0002 and 0003:</b>	The buffer in error is ignored. If message 1RA9I was also issued, then the receiver or transmitter will also be terminated.
<b>0005 and 0017:</b>	The system tries to recover the error.
<b>0010:</b>	VSE/POWER is abnormally terminated.
<b>0018 and 0019:</b>	VSE/POWER will take an IDUMP and terminate the connection.
<b>000B:</b>	The response is ignored and processing continues. (Issued only for diagnosis purposes.)
<b>000A, 000C, through 000F, 0011 through 0013 and 0015, and 0016:</b>	Node <i>node-id</i> is terminated, and all job/output sent to or received from node <i>node-id</i> is abnormally terminated.

**System Programmer Response:** Contact IBM for a search of its known-problems data base.

**Operator Response:** If the system fails to recover the error, the node was stopped by the system. If the problem persists,

report this message to your system programmer.

---

#### 1RC2I *commandcode* TRANSMITTER CANNOT BE ACTIVATED

**Explanation:** The corresponding JOB/OUTPUT transmitter is already started. Only a maximum of 8 transmitters are allowed to be activated at any time. Certain combinations of transmitters are not allowed, for example job transmitter 2 cannot run concurrently with output transmitter 7.

**System Action:** The command is ignored.

**System Programmer Response:** None.

**Operator Response:** If the transmitter is required, then the corresponding transmitter should be first drained with the PDRAIN command and then the PACT command repeated.

---

#### 1RC3I *commandcode* COMMAND REJECTED, NODE *node-id* IN SHUTDOWN

**Explanation:** The PACT command has been entered for a node which is in the process of shutdown. Shutdown may be due to a PSTOP PNET,*node-id* having been issued for the node, or could have been forced by some other form of VSE/POWER command, or a line error.

**System Action:** The command is ignored.

**System Programmer Response:** None.

**Operator Response:** None.

---

#### 1RC4I UNABLE TO SHUTDOWN SESSION WITH NODE *node-id*

**Explanation:** The session could not be shut down because VTAM is in a "short-on-storage" condition.

**System Action:** The session remains established.

**System Programmer Response:** Investigate the VTAM storage condition.

**Operator Response:** Reenter PSTOP PNET,*node-id*. If the same message appears again, the VTAM command (VARY NET,INACT,ID=*applid*) must be used to deactivate the session APPLID. To display the APPLID, issue the PDISPLAY PNET, *node-id* command where *node-id* is that given in this message. Inform your system programmer.

---

#### 1RC6I CONNECTION PENDING FOR NODE *node-id*, TIME=*hh:mm:ss* [*RC/FDB2=xx/yy* SENSE=*zzzzzzzz*]

**Explanation:** The operator has issued a PSTART PNET, *node-id* but the connection cannot be completely established.

For an SNA connected node, RPL information is displayed in addition. The parts of the RPL that are displayed are the following:

```

xx = RPLRTNCD
yy = RPLFDB2
zzzzzzzz = RPLSSEI, RPLSSMI, RPLESR1, RPLESR2

```

For detailed information about RC/FDB2 refer to 'RPL Based Macro Instructions' in *z/VSE Messages and Codes, Volume 2*, for sense data refer to 'Sense Codes' in the same manual. For typically appearing failures a short RC/FDB2 and sense summary (all in hex representation) is listed below.

#### RC/FDB2=10/02

Comes from OPNDST request and states that the APPLID of *node-id* is not yet available to VTAM.

#### SENSE=0809zzzz

Node *node-id* SNA networking not yet active.



**SENSE=080Fzzzz**

The APPLID of the local node is not known by node *node-id*.

**SENSE=0812zzzz**

Node *node-id* cannot accept the session request, either because of lack of resources (usually storage) to continue the session, or because on the other z/VSE system the corresponding PSTART PNET command has not been issued yet.

**SENSE=0821zzzz**

The information exchanged to establish the session with node *node-id* (BIND) cannot be agreed upon by the two nodes.

**System Action:** The connection is left pending until it is possible to complete it and the SIGNONs are exchanged. This will happen as soon as the other end of the line/session has successfully issued his PSTART PNET... to our own node.

**System Programmer Response:** None for a BSC/CTC/TCP/SSL node. For SENSE=080Fzzzz, the network definitions of the two nodes do not match and must be corrected.

**Operator Response:** None for a BSC/CTC/TCP/SSL node. For RC/FDB2=10/02 and SENSE=0809zzzz no action. In all other cases you may have to stop and restart the session to node *node-id*. Notify your system programmer if SENSE=080Fzzzz.

**1RC7I      NODE *node-id* AWAITING CONNECTION, TIME=hh:mm:ss**

**Explanation:** Node *node-id* has tried to establish a connection to the local node, but no PSTART PNET,*node-id*... has been entered yet on our own node for node *node-id*.

**System Action:** The session request from node *node-id* is rejected.

**System Programmer Response:** None.

**Operator Response:** If you want to communicate with node *node-id*, issue a PSTART PNET,*node-id*, otherwise ignore the message.

**1RC8I      PSTART COMMAND IGNORED, INVALID CTCA SPECIFIED**

**Explanation:** A PSTART command was issued for a real CTCA which is not supported by VSE/POWER

**System Action:** The line cannot be started and the command is ignored.

**System Programmer Response:** Specify a virtual channel-to-channel adapter under VM, or switch to PNET/SNA, which exploits the real CTCA support of VTAM. Refer to 'CTCA Requirements' in the *VSE/POWER Networking* manual.

**Operator Response:** Notify your system programmer.

**1RD0I      PSTART COMMAND IGNORED, VTAM TERMINATING**

**Explanation:** A PSTART PNET,*node-id*... has been issued for an SNA node, but VTAM is terminating.

**System Action:** The command is ignored.

**System Programmer Response:** None.

**Operator Response:** Start VTAM if required to activate the PNET node.

**1RD1I      *commandcode* NODE *node-id* ALREADY STARTED**

**Explanation:** A PSTART command has been issued for a node for which a PSTART has already been issued, without the node having been previously stopped. It may also happen that this message is issued because an I/O request has been cancelled by VSE because the device was not operational.

**System Action:** The command is ignored.

**System Programmer Response:** None.

**Operator Response:** None.

**1RD2I      VTAM OPEN FAILED, RC=*nnnn***

**Explanation:** An VTAM OPEN macro has been issued for the VTAM to VSE/POWER interface for PNET but an error has occurred. The hexadecimal return code from VTAM is given in the message and the cause may be found by referring to the *VTAM Programming* manual.

**System Action:** All PSTART PNET,*node ID* commands which have been issued, either by the operator or by the AUTOSTART procedure for SNA nodes, are cancelled.

**System Programmer Response:** Check the VTAM return code and attempt to correct the error. If the return code indicates 'ACB opened already for another session', the same application ID might have been used for both the RJE/SNA support and the PNET support. If this is the case, change one of the application IDs (the SNA operand in the POWER macro or the APPLID operand in the PNODE macro).

**Note:** The PSTART commands for all SNA nodes must be entered again when the error has been corrected.

**Operator Response:** Inform your system programmer. After the error is corrected, issue the PSTART PNET,*node-id*... again.

**1RD3I      VTAM SETLOGON FAILED, RC/FDB2=*nn,nn***

**Explanation:** An VTAM SETLOGON macro has been issued to VTAM to initialize the VSE/POWER PNET interface, but an error has occurred. The cause of the error is given by the VTAM return and feedback codes given in the message. For the cause of the error, refer to *VTAM Programming*.

**System Action:** All PSTART PNET,*node-id* commands which have been issued, either by the operator or by the AUTOSTART procedure for SNA nodes, are ignored.

**System Programmer Response:** Check the VTAM return and feedback codes and attempt to correct the error.

**Operator Response:** Notify your system programmer. After the error is corrected, issue the PSTART PNET,*node-id*... again.

**1RD4I      VTAM SETLOGON QUIESCE FAILED, RC/FDB2=*nn,nn***

**Explanation:** An VTAM SETLOGON QUIESCE macro has been issued to VTAM to quiesce the VSE/POWER PNET interface, but an error has occurred. The cause of the error is given by the VTAM return and feedback codes given in the message.

**System Action:** All activity on connected nodes is stopped and an attempt is made to close the VTAM interface.

**System Programmer Response:** For the cause of the error refer to *VTAM Programming*.

**Operator Response:** Notify your system programmer.

**1RD5I** VTAM CLOSE FAILED, RC=*nnnn*

**Explanation:** A VTAM CLOSE macro has been issued to VTAM to close the VSE/POWER PNET interface, but an error has occurred. The cause of the error is given by the VTAM return code given in the message.

**System Action:** The interface is not correctly closed.

**System Programmer Response:** For the cause of the error, refer to *VTAM Programming*.

**Operator Response:** Issue the proper VTAM command to display all active APPLIDs and then issue the appropriate VTAM command (VARY NET,INACT,ID=*applid*) to close down the interface. Notify your system programmer.

**1RD6I** APPLID *aaaaaaaa* NOT DEFINED IN NETWORK DEFINITION TABLE

**Explanation:** A request has been received to establish a session for the APPLID named by *aaaaaaaa*. This APPLID is unknown in the network definition table which is currently active in the VSE/POWER PNET system.

**System Action:** The request is rejected.

**System Programmer Response:** Check the APPLID and, if communication with this node is desired, update the network definition table to include the node definition and APPLID.

**Operator Response:** Notify your system programmer.

**1RD7I** LOSTERM EXIT SCHEDULED FOR NODE *node-id*, REASON LOST CODE=36

**Explanation:** The VTAM buffer limit has been exceeded when communicating with node *node-id*.

**System Action:** The session with node *node-id* is terminated.

**System Programmer Response:** Consider enlarging the VTAM buffer limits by the DSPACE operand of the // EXEC *powerphase* statement.

**Operator Response:** Restart the session if required. Notify your system programmer.

**1RD8I** VTAM *macroname* FAILED, RC/FDB2=*xx/yy*, SENSE=*zzzzzzzz*

**Explanation:** The VTAM macro named in the message ended with a return code indicating unsuccessful completion. For the cause of the error, refer to *VTAM Programming*. The message may display one of the following VTAM macros:

1. OPNDST
2. OPNSEC
3. SESSIONC
4. SEND
5. RECEIVE
6. TERMSESS
7. CLSDST
8. RESETSR

**System Action:** If the macro is 1, 2, or 3, the session has not been established.

If the macro is 4 or 5, the existing session will be terminated.

If the macro is 6 or 7, the session may still be active and must be terminated with the appropriate VTAM command.

**System Programmer Response:** Check the return code and the feedback code and attempt to correct the error. For detailed information about RC/FDB2 refer to 'RPL Based Macro Instructions' in *z/VSE Messages and Codes, Volume 2*, for sense data refer to 'Sense Codes' in the same manual.

**Operator Response:** If necessary, enter either the PSTART command again (for cases 1-3), or enter the appropriate VTAM

command to terminate the session. Notify your system programmer.

**1RE0I** VTAM NOT STARTED OR INACTIVE

**Explanation:** The first PSTART PNET,*node-id* for an SNA node has been issued and either:

1. the VTAM interface is not active or started, or
2. VTAM is active, but the corresponding VTAM sublibrary is not contained in the search chain of the VSE/POWER partition, or
3. VTAM is active, but the APPLID of your local PNET node is not known to VTAM.

**System Action:** Tries to open the VTAM interface again.

**System Programmer Response:** Note any change in the VSE/POWER partition search chain.

**Operator Response:** According to the reasons mentioned in the explanation, either:

1. Initialize VTAM, if not already done, or
2. Use the VSE/POWER command PEND to include the VTAM sublibrary in the phase search chain of the VSE/POWER partition and restart VSE/POWER.
3. Use the VSE/POWER command PDISPLAY PNET and the VTAM command D NET,APPLS. Compare the APPLID operand of your local PNODE NDT entry versus all active VTAM applications. In case of mismatch correct the corresponding definition.

Notify your system programmer.

**1RE1I** VTAM INTERFACE CLOSED FOR NETWORKING

**Explanation:** The last SNA type node has been disconnected from the network either normally or abnormally. The VTAM interface for networking has now been closed and will be automatically re-opened when the next PSTART PNET,*node-id* is issued for an SNA type node.

**System Action:** None.

**System Programmer Response:** None.

**Operator Response:** None.

**1RE2I** SESSION REQUEST FROM NODE *node-id* REJECTED, RC=*nnnn*

**Explanation:** The reason is implied by the reason code (RC); *nnnn* can be one of the following:

**RC=0001:** GETVIS storage is required to establish a session with a remote node, but currently not sufficient is available. *node-id* shows the APPLID of the remote node.

**RC=0002:** Invalid BIND has been received.

**System Action:** Session request from the remote node is rejected.

**System Programmer Response:** If required, increase the amount of partition GETVIS storage. Investigate any invalid BIND.

**Operator Response:** Attempt to establish a session with node *node-id* by issuing the PSTART PNET,*nodeid* command. Notify your system programmer.

---

**1RE3I**      **APPLID FOR NODE *node-id* ALREADY DEFINED IN NDT**

**Explanation:** During the loading of the network definition table (NDT), the same APPLID was found to have been defined for more than one node.

**System Action:** In order to provide for unique APPLID's, the APPLID of node *node-id* is invalidated by setting it to '\*1RE3I\*'. The whole node entry of *node-id* is flagged, so that a subsequent PSTART PNET, *node-id* command will fail with message 1RA4I RC=0012.

**System Programmer Response:** Check the network definition table to ensure that the correct nodes are generated with the correct APPLIDs.

**Operator Response:** Notify your system programmer.

---

**1RE4I**      **IP-ADDRESS WITH PORT FOR NODE *node-id* ALREADY DEFINED IN NDT**

**Explanation:** During loading of the Network Definition Table (NDT), the same IP-Address (dotted decimal) with IP-Port number was found to have been specified for more than one SSL or TCP node.

**System Action:** In order to provide for unique addressing, the IP-Address of node *node-id* is invalidated by setting it to '\*1RE4I\*'. The whole node entry of *node-id* is flagged invalid, so that a subsequent PSTART PNET,*node-id* command will fail with message 1RA4I RC=0013.

**System Programmer Response:** Check the NDT and ensure, that nodes are defined with unique IP-Address and IP-Port number.

**Operator Response:** Notify your system programmer.

---

**1RE5I**      **NETWORK DEFINITION TABLE *ndtname* FOUND WITH NEW LOCAL NODE NAME *nodeid***

**Explanation:** VSE/POWER performs a warm start and has found the local node name *nodeid* in the network definition table (NDT) *ndtname*, which has been specified in the PNET operand of the POWER macro or in the autostart statement SET PNET. *nodeid* is different from the current local node name and is displayed in the subsequent message 1RE6D.

**System Action:** Processing continues with message 1RE6D.

**System Programmer Response:** None.

**Operator Response:** None.

---

**1RE6D**      **CONFIRM CHANGE OF LOCAL NODE NAME FROM *nodeid1* TO *nodeid2* BY 'YES', ELSE 'NO'**

**Explanation:** VSE/POWER performs a warm start and has found the new local node name *nodeid2* in the network definition table, which has been specified in the PNET operand of the POWER macro or in an autostart statement SET PNET. The name of the network definition table has been displayed in the previous message 1RE5I. *nodeid2* is different from the current local node name *nodeid1*. Confirmation of the node name change is requested.

**System Action:** VSE/POWER waits for a response.

**System Programmer Response:** If node name change is not desired, check and correct the network definition table, and restart VSE/POWER.

**Operator Response:** Notify your system programmer. If node name change is desired, reply YES, else NO.

**YES**

The network definition table is loaded and the

networking function is made available. VSE/POWER changes the local node name and its occurrences in all queue entries.

**NO**

VSE/POWER continues the normal warm start, ignoring the node name change. The network definition table is not loaded and hence the networking function is not made available.

---

**1RE7I**      **1. CHANGE OF LOCAL NODE NAME FROM *nodeid1* TO *nodeid2* IN PROGRESS  
2. CHANGE OF LOCAL NODE NAME FROM *nodeid1* TO *nodeid2* COMPLETED  
3. CHANGE OF LOCAL NODE NAME FROM *nodeid1* TO *nodeid2* RE-INITIATED  
4. CHANGE OF LOCAL NODE NAME FROM *nodeid1* TO *nodeid2* INTERRUPTED**

**Note: The numbers on the left will not actually appear on your screen. They have been added here as a retrieval aid only.**

**Explanation:** According to the message text:

1. VSE/POWER updates the queue entries with the new local node name *nodeid2*. This message is issued every 30 seconds.
2. VSE/POWER has processed all queue entries successfully.
3. VSE/POWER is restarting after it has been terminated abnormally during the change of the local node name. VSE/POWER is re-initiating the change of the local node name.
4. VSE/POWER is restarting after it has been terminated abnormally twice during the change of the local node name. VSE/POWER terminates the change of the local node name.

**System Action:** According to the message text:

1. VSE/POWER updates the local node name in the master record and all its appearances in the queue records, the job header and data set header records with the new local node name *nodeid2*. If the old node name of a queue entry in the transmission queue is equal to the new node name, the queue entry is dequeued from the transmission queue and queued into the local RDR, LST or PUN queue. Since all queue records, job header and data set header records are read and all updated records must be written, the message is re-issued every 30 seconds.
2. VSE/POWER has updated the local node name in the master record and all its appearances in the queue records, the job header and data set header records with the new local node name *nodeid2*. Warm start continues.
3. VSE/POWER continues with queue file recovery. After queue file recovery has been completed, the change of the local node name is performed and the messages 1RE7I-1 and 1RE7I-2 are issued.
4. VSE/POWER continues with queue file recovery. After queue file recovery has been completed, message 1REAI is issued.

**System Programmer Response:** None.

**Operator Response:** None.

---

**1RE8I**      **CHANGE OF LOCAL NODE NAME FROM  
nodeid1 TO nodeid2 FAILED - ACTIVE**  
**SYSID(S) FOUND: sysid1,sysid2,....**

**Explanation:** Since the local node name can be changed only if no other system is running, the change of the local node name is rejected. *sysid1* and *sysid2* specify the sysid of the systems found active. Up to 8 sysids may be displayed.

**System Action:** VSE/POWER continues the normal warm start, ignoring the node name change. The network definition table is not loaded and hence the networking function is not made available.

**System Programmer Response:** None.

**Operator Response:** If the networking function must be made available without node name change, restart VSE/POWER using an NDT with *nodeid1*. If the networking function must be made available using an NDT with *nodeid2*, you must shutdown all active systems and restart VSE/POWER using an NDT with *nodeid2*. If systems are already terminated but are still shown active, you may use PRESET *sysid1, sysid2* to reset their active state.

---

**1RE9I**      *queue-id* **QUEUE ENTRY jobname number suffix  
KEPT WITH HOLD DISPOSITION,**  
**RC=nnnn**

**Explanation:** Due to a node name change during VSE/POWER initialization, all queue entries are processed to update the old local node name with the new local node name. Therefore two internal control records (job header and data set header record) are read, updated and written back to disk. During this processing an error occurred. The reason is implied by the reason code (RC); *nnnn* may be one of the following:

- RC=0001:**  
end of data occurred and no job header record was found
- RC=0002:**  
no job header record was found within the first 5 records
- RC=0003:**  
total length of job header record is larger than 32767
- RC=0004:**  
total length of job header record is 0
- RC=0005:**  
length of a job header subsection is larger than 32767
- RC=0006:**  
length of a job header subsection is 0
- RC=0007:**  
sum of job header subsections is larger than total length
- RC=0008:**  
no VSE/POWER subsection within job header record was found
- RC=0009:**  
end of data occurred and no data set header record was found
- RC=0010:**  
no data set header record was found within the first 6 records of a list or punch queue entry

**RC=0011:**  
an I/O error occurred when reading a job header record

**RC=0012:**  
an I/O error occurred when reading a data set header record

**RC=0013:**  
an I/O error occurred when writing a job header record

**RC=0014:**  
an I/O error occurred when writing a data set header record

**RC=0015:**  
invalid logical record length found when reading a job header record

**RC=0016:**  
invalid logical record length found when reading a data set header record

**RC=0017:**  
invalid logical record length found when writing a job header record

**RC=0018:**  
invalid logical record length found when writing a data set header record

**RC=0019:**  
when searching for a job header or data set header record, a DBLK group was found that does not belong to the queue entry identified by the preceding message 1Q6UA.

**System Action:** Depending on the reason code the job header and/or data set header record of the displayed queue entry is not updated. VSE/POWER continues to change the node name for the other queue entries. To prevent failure of internal processing, the queue entry *jobname number suffix* is queued with disposition 'HOLD'.

For reason code between 0015 and 0019 an internal dump has been taken.

**System Programmer Response:** For reason code between 0001 and 0010, 0015 and 0019:

if the queue entry *jobname number suffix* is not needed for processing, delete the queue entry. If the queue entry *jobname jobnumber jobsuffix* is needed for processing, use the IPW\$\$DD data file dump tool to inspect the DBLKs of the queue entry on disk and inform your IBM representative.

For reason code between 0011 and 0014:

a disk I/O error has occurred. Consider to define alternate data file extents as a circumvention.

**Operator Response:** Inform your system programmer.

---

**1REAI**      **CHANGE OF LOCAL NODE NAME FROM  
nodeid1 TO nodeid2 INCOMPLETE, NOT ALL  
QUEUE ENTRIES PROCESSED**

**Explanation:** VSE/POWER is restarting after it has been terminated abnormally previously **twice** during the change of the local node name. Since the node name change was started in the previous run, not all of the queue entries may have been updated with the new node name.

**System Action:** VSE/POWER drops updating of the queue entries with the new node name, but completes the



initialization by accepting the new local node name and loading the new network definition table (NDT).

**System Programmer Response:** None.

**Operator Response:** Message 1REBI, which has been issued previously during the abnormal termination, displays the last queue entry, which has been processed successfully. Complete the node name change for the not yet processed queue entries by using the POFFLOAD BACKUP command and the POFFLOAD LOAD command with the operand **oldnode**. The not yet processed queue entries, are all queue entries that appear after the last successfully processed queue entry in the status report \$LSTnnnn created by VSE/POWER before the node name change has been started (see messages 1RECI and 1Q8GI). For more details see paragraph 'Changing the Name of the Local Node' in chapter 2 'Using PNET' in manual *VSE/POWER Networking*.

---

**1REBI**      **LAST QUEUE ENTRY PROCESSED SUCCESSFULLY BY NODE NAME**  
**CHANGE:** *queue jobname jobnumber priority disposition class [sysid\original queue ][S=jobsuffix]*.

**Explanation:** VSE/POWER terminated abnormally during the change of the local node name. The message displays the last queue entry, which has been processed successfully. If *queue* displays XMT for the transmission queue, *original queue* is one of the following characters:

1. R for RDR queue
2. L for LST queue
3. P for PUN queue

*sysid* is blank if no SYSID has been specified for the queue entry. *sysid* is not displayed for XMT queue entries.

*S=jobsuffix* is displayed, if the LST or PUN queue entry has been segmented and a suffix number has been assigned to the queue entry.

**Note:** S='blank' and the other queue entry attributes also blank will appear when VSE/POWER terminated abnormally before at least one queue entry has been processed successfully.

**System Action:** VSE/POWER continues its abnormal termination.

**System Programmer Response:** None.

**Operator Response:** Re-ipl the system using again the new network definition table to complete the node name change. If then message 1REBI is issued once more, re-ipl the system a second time. Thereafter VSE/POWER will interrupt the node name change and will complete the initialization with message 1REAI. See message 1REAI how to complete the node name change by using the POFFLOAD command.

---

**1RECI**      **STATUS REPORT \$LSTNNNN BEING CREATED DUE TO NODE NAME CHANGE**

**Explanation:** VSE/POWER issues an internal PDISPLAY ALL,LST command to create a status report for the queue entries which are processed by the node name change. This status report can be used, if the node name change can not be completed (see message 1REAI). If the node name change has been completed successfully (see message 1RE7I), the status report may be deleted.

**System Action:** VSE/POWER continues the node name change. If the status report has been completed, message 1Q8GI is issued which displays the name of the status report

\$LSTnnnn, where nnnn are the last four digits of the assigned jobnumber.

**System Programmer Response:** None.

**Operator Response:** None.

---

**1RF0I**      *commandcode* OPERAND *nn* CURRENT DBLK SIZE *nnnnn* TOO BIG, MAXIMUM ALLOWED DBLK SIZE FOR PREVIOUS RELEASE IS *mmmmmm*

**Explanation:** A POFFLOAD BACKUP<sub>xx</sub>/SAVE<sub>xx</sub> command has been issued, where *xx* names a VSE/POWER release. *nnnnn* is the DBLK size defined on the current system and *mmmmmm* is the maximum allowed DBLK size for the specified previous VSE/POWER release.

**System Action:** The command is rejected.

**System Programmer Response:** Generate your current VSE/POWER with the maximum DBLK size *mmmmmm* allowed for the previous release. Backup your queues using the POFFLOAD function, re-format your queues and reload the queues. Then retry the POFFLOAD BACKUP<sub>xx</sub>/SAVE<sub>xx</sub> command.

**Operator Response:** Notify your System Programmer.

---

**1RF1A**      *task,uuu* EITHER ENCOUNTERED A PROBLEM WITH THE P390 DEVICE MANAGER OR HAS BEEN INVALIDLY STARTED WITH SUFFIX P390

**Explanation:** A PSTART LSTP390 command has been issued and a problem was encountered while passing information about the job-name and job-number to the P390 device manager. There can be two reasons for this problem:

1. The device manager cannot handle the special CCW with the channel command X'FF' which is used to pass the information about the job-name and job-number.
2. The LSTP390 operand has been invalidly issued to start a list task for the real device with address *uuu*.

**System Action:** The task is terminated and the failing list queue entry remains in the queue with its original disposition.

**System Programmer Response:** Contact the supplier of the P390 device manager to obtain a version of the device manager which can handle the X'FF' channel command.

**Operator Response:** Use the PSTART LSTP390 operand only if the P390 device manager can handle the CCW with the unknown channel command X'FF'.

If the PSTART LSTP390 command has been used erroneously for a real device, start the LST task again without the P390 suffix.

**Note:** The same message may appear also for a punch task.

---

**1RF2A**      REQUEST 'DEBUG ON,250K' TO SUPPORT TASK TRACE WITH OPTION 'FULL'

**Explanation:** VSE/POWER task trace has been started with option FULL and needs VSE/AF DEBUG turned ON for full trace capabilities. The message reminds the operator to start the VSE/AF DEBUG trace.

**System Action:** The task trace has been started successfully.

**System Programmer Response:** None.

**Operator Response:** Start DEBUG trace by Attention Routine command 'DEBUG ON,250K', if not yet started.

---

<b>1RT1I</b>	<b>UNABLE TO ATTACH TCP/IP SUBTASK, RC=nnnn</b>
--------------	---

**Explanation:** The PLOAD PNET command has been issued but it failed partly. The reason is indicated by the reason code (RC) as shown below:

<b>RC=0001:</b>	There was insufficient SETPFIX LIMIT storage to invoke the internal 'PSTART TCPIP' task.
<b>RC=0002:</b>	The internal 'PSTART TCPIP' task detected the same task type (from a previous PLOAD attempt) still pending in attach of the TCP/IP Driver (TD-) Subtask.
<b>RC=0003:</b>	The internal 'PSTART TCPIP' task found the Driver Subtask in termination due to TDCBACT1/STA1 codes, re-attach can not yet be done.
<b>RC=0004:</b>	The internal 'PSTART TCPIP' task failed to attach the TCP/IP Driver (TD-) Subtask, because the number of VSE subtasks available to either the VSE/POWER partition or to the total VSE system has been exhausted.

**System Action:** Loading and activating of the Network Definition Table continues with effects on the PNET TCP/IP interface depending on the displayed reason code:

<b>RC=0001:</b>	The PNET TCP/IP interface is not started.
<b>RC=0002:</b>	The internally invoked 'PSTART TCPIP' task is terminated.
<b>RC=0003:</b>	Every 3 seconds it will be re-checked, whether the TCP/IP Driver (TD-) Subtask has completed the VSE DETACH processing, so that it can be attached again. Message 1RT1I RC=0003 is issued only once.
<b>RC=0004:</b>	Every 3 seconds a re-attempt is made to attach the TCP/IP Driver (TD-) Subtask successfully. Message 1RT1I RC=0004 is issued only once.

**System Programmer Response:** Depending on the displayed reason code:

<b>RC=0001:</b>	Refer to Operator Response of message 1Q59I for how to act at SETPFIX LIMIT shortage.
<b>RC=0002:</b>	None.
<b>RC=0003:</b>	None.
<b>RC=0004:</b>	Investigate the consumption of VSE subtasks by OEM products in the VSE/POWER partition (in e.g. F1) by the STATUS F1 command.

**Operator Response:** Depending on the displayed reason code:

<b>RC=0001:</b>	Re-issue the PLOAD PNET command at a later time.
<b>RC=0002:</b>	Use the PSTOP TCPIP command to terminate the pending PSTART TCPIP task, and re-submit the PLOAD PNET command.
<b>RC=0003:</b>	When the internal 3 sec re-attempts cannot open the TCP/IP interface successfully, use the PSTOP TCPIP command to trigger DETACH'ing of the TD Subtask. Then re-submit the PLOAD PNET command.
<b>RC=0004:</b>	When the internal 3 sec re-attempts cannot ATTACH the TD Subtask, use the PSTOP TCPIP command to terminate the internal

PSTART TCPIP task. Then re-submit the PLOAD PNET command. Notify your system programmer.

---

<b>1RT2I</b>	<b>{TCP/IP: TCP SSL:} EZASMI MACRO-REQUEST <i>req-type</i> FAILED, RC=<i>rcno</i>, ERRNO=<i>errno</i>, {TS SS=<i>rr</i>} [FOR NODE <i>node-id</i> {(SERVER) (CLIENT)}   FOR IP-ADDRESS=<i>ip-address</i>][(ACT) (PAS)], RS=<i>ssss</i>]</b>
--------------	---

**Explanation:** An error has occurred when issuing the EZASMI macro with request *req-type*. The request resulted in the decimal return code *rcno* and the decimal error number *errno*.

If the *req-type* begins with "SSL-", the request applies to the SSL feature. The error number *errno* is meaningful only for some error situations. If the *req-type* is "SSL-SOCK-INIT", the return code *rcno* contains the reason code of the socket call which initializes the SSL feature for a connection.

Return codes for the SSL (GSKxxxx) calls are described in library member SSLVSE.A and in manual "SSL for VSE User's Guide" provided by Connectivity Systems. Manual TCP/IP for VSE/ESA IBM Program Setup and Supplementary Information, SC33-6601, will point to both sources. Depending on the status of the connection for which the request has been issued, following additional information is displayed in the message:

- TS|SS – an internal module communication code
- FOR NODE *node-id*, if a *node-id* is available. If initial contact has been completed, the role of the own node is shown, too: acts as SERVER or as CLIENT when communicating with node *node-id*
- FOR IP-ADDRESS=*ip-address*, if no *node-id* is available, but an *ip-address* is available
- no additional information, if no *node-id* and no *ip-address* is available, for example if the interface is initialized or terminated (*req-type* is INITAPI or TERMAPI)
- (PAS) — if a CONNECT request from a remote node has been received and the initial contact is not yet complete (ACT) — in all other situations
- RS=*ssss* is the decimal reason code which is displayed for some SSL requests, for example if *req-type* is "SSL-SOCK-INIT".

**System Action:** The connection is stopped. In some cases VSE/POWER has requested an internal dump for problem analysis.

**System Programmer Response:** Solve problem according to *rcno*, *ssss* and *errno*. If necessary, contact IBM to investigate the cause of the error.

**Operator Response:** Notify your system programmer.

---

<b>1RT3I</b>	<b>{TCP/IP: TCP SSL:} CONNECT REQUEST RECEIVED FROM UNKNOWN NODE WITH IP-ADDRESS=<i>ip-address</i></b>
--------------	--

**Explanation:** A CONNECT request has been received via TCP/IP from *ip-address* as shown in the message text. *ip-address* has not been found in the Network Definition Table (NDT). If a symbolic hostname for *ip-address* has been defined in TCP/IP, message 1RTBI is issued after message 1RT3I.

**System Action:** The CONNECT request is accepted and the system waits for an OPEN control record. Message 1RTEI or 1RTGI may be issued later.

**System Programmer Response:** Check the IP-Addresses in your VSE/POWER NDT. If inconsistencies are found, correct

the NDT, reload the updated NDT and issue a PSTART command for the node connected to *ip-address*. If *ip-address* is unknown, contact the owner of *ip-address* and report the error.

**Operator Response:** Notify your system programmer.

---

**1RT4I** {TCP/IP:|TCP SSL;} NO OPEN CONTROL RECORD RECEIVED FROM {NODE *node-id* | IP-ADDRESS=*ip-address*}, FOUND='data'

**Explanation:** An error occurred during the initial contact between two nodes when TCP NJE control records are exchanged. A CONNECT request of the remote node has been accepted by the local node. Thereafter the local node did not receive an OPEN control record as expected. *data* is the data received in character format, unprintable characters are replaced by blanks. *data* is displayed later in hexadecimal format by message 1RTFL. *node-id* is displayed if a node has been defined in the Network Definition Table (NDT), for which *ip-address* or a corresponding IP-Hostname has been used. *ip-address* is displayed, if *ip-address* or a corresponding IP-Hostname has not been used for any node in the NDT.

**System Action:** System terminates this connection, but continues to process other connections. New connections may be started. In addition message 1RTFI is issued which displays the received data in hexadecimal format.

**System Programmer Response:** Make sure the application on the remote node is an application which supports the NJE protocol (for example VSE/POWER or RSCS).

**Operator Response:** Notify your system programmer.

---

**1RT5I** {TCP/IP:|TCP SSL;} {OPEN | ACK | NAK} CONTROL RECORD RECEIVED FROM NODE *node-id* WITH INVALID {LOCAL NODE-ID=*node-id* | REMOTE NODE-ID=*node-id* | LOCAL IP-ADDRESS=*ip-address* | REMOTE IP-ADDRESS=*ip-address* | REASON CODE=*rrrr* } {(IPEXTRAD USED)}

**Explanation:** The TCP NJE control record exchanged during the initial contact of two nodes (either OPEN, ACK or NAK control record) contains

- data which is not consistent with the data specified in the Network Definition Table (NDT) for the local or remote node, or
- an unknown NAK reason code (*rrrr*).

If (IPEXTRAD USED) is displayed, the *ip-address* specified for the operand IPEXTRAD of the PNODE macro for the remote node *node-id* is used for validation as the local host's *ip-address* instead of the *ip-address* specified in the TCP/IP statement SET IPADDR.

**System Action:** If an OPEN control record has been received, the system sends a NAK control record to the remote node and terminates the connection. If an ACK control record or a NAK control record has been received, the system closes the TCP/IP connection and retries to start the TCP/IP connection after 12 minutes. In any case, the system continues to process other connections and new connections may be started.

**System Programmer Response:** Compare the displayed data with the data specified in the NDT. If (IPEXTRAD USED) is displayed, check the *ip-address* specified for the operand IPEXTRAD of the PNODE macro. If inconsistencies are found, correct the NDT, reload the updated NDT and issue a PSTART command for the stopped node. If no inconsistencies are found, contact the owner of the remote node to check the definitions at the remote node. If REASON CODE is

displayed, contact the owner of the remote node to check with his NJI software component.

**Note:** Since there may exist more than 1 'local' *ip-address* when the operand IPEXTRAD is used, the receiving node of an OPEN control record does not necessarily know whether the 'local' *ip-address* has been specified incorrectly in the NDT of the local node or in the NDT of the remote node. Therefore, the NAK control record contains the local *ip-address* from the OPEN control record which has been received from the remote node.

**Operator Response:** Notify your system programmer.

---

**1RT6I** {TCP/IP:|TCP SSL;} NAK CONTROL RECORD RECEIVED FROM NODE *node-id* WITH REASON CODE=*rrrr*

**Explanation:** During the initial contact of two nodes a TCP NJE NAK control record has been received containing the displayed reason code (RC) which can be one of the following:

**RC=0001:** The remote node *node-id* detected a mismatch when interpreting data of an OPEN control record from our local node versus the definitions of the remote node's network. The mismatch may be for:

- local *node-id*
- local IP-Address
- remote *node-id*
- remote IP-Address

**RC=0002:** At the remote node a link to our local node is still active, which means the two nodes were successfully connected earlier, and the remote node still thinks to be connected, whereas our node thinks that the connection has been terminated.

**RC=0003:** The remote node detected a contention problem, because both nodes tried to start a connection at the same time.

**System Action:** Depending on the displayed reason code

**RC=0001:** The local system closes the TCP/IP connection and retries to start the TCP/IP connection after 12 minutes.

**RC=0002:** The local node stops trying to start the connection and waits till the remote node starts the connection. If no CONNECT request from the remote node is received within 2 minutes, the local node retries to start the TCP/IP connection and sends a CONNECT request to the remote node.

**RC=0003:** The local node stops trying to start a connection and waits for a CONNECT request from the other side. If no CONNECT request is received within an appropriate time, the local node will try to start a connection anew.

**System Programmer Response:** Depending on the displayed reason code

**RC=0001:** Contact the owner of the remote node and report the error. Change network definitions on your local node and remote node so that they fit together.

**RC=0002:** None.

**RC=0003:** None.  
**Operator Response:** Depending on the displayed reason code

**RC=0001:** Notify your system programmer.

**RC=0002:** If connection cannot be established automatically, contact owner of remote node and let owner of remote node start the link to your node anew (for example by issuing PSTART PNET,node-id command at a z/VSE system) or notify your system programmer.

**RC=0003:** If connection cannot be established within reasonable time, contact owner of remote node and let owner of remote node stop and start the link to your node anew (for example by issuing the PSTOP PNET,node-id and PSTART PNET,node-id commands at a z/VSE system).

---

**1RT7I** {TCP/IP:|TCP SSL:} INTERFACE STARTING, SOCKET CALL *socket call* ISSUED

**Explanation:** The interface to TCP/IP is being started and the displayed *socket call* has been issued by one of the following subtasks:

1. If 'TCP/IP:' is displayed in front of the message, the TD Subtask, which processes all TCP nodes using the TCP/IP protocol without the SSL feature, has started its TCP/IP interface.
2. If 'TCP SSL:' is displayed in front of the message, the SD Subtask, which processes all SSL nodes using the TCP/IP protocol with the SSL feature, has started its TCP/IP interface.

Socket calls are issued in the following sequence:

- |                  |  |
|------------------|--|
| <b>INITAPI</b>   | to initialize the interface  |
| <b>SSL-INIT</b>  | to initialize the SSL interface<br>(issued only by the SD Subtask)   |
| <b>SOCKET</b>    | to obtain a socket descriptor  |
| <b>GETHOSTID</b> | to obtain the IP-address of the local node   |
| <b>BIND</b>      | to complete the new socket creation process by specifying the port number used for connection requests from remote nodes |
| <b>LISTEN</b>    | to establish the readiness to accept connection requests from remote nodes.  |

If one of the above socket calls fails, the following socket calls may be displayed:

- |                   |   |
|-------------------|---|
| <b>CLOSE</b>      | to close the connection   |
| <b>SSL-UNINIT</b> | to terminate the SSL feature<br>(issued only by the SD Subtask) |

**TERMAPI** to terminate the interface  
**System Action:** Systems continues. Message 1RT7I is displayed by each subtask, once for each socket call until the first LISTEN has been successfully issued.  
**System Programmer Response:** None.  
**Operator Response:** None.

---

**1RT8I** {TCP/IP:|TCP SSL:} INTERFACE NOT AVAILABLE

**Explanation:** The interface to TCP/IP is not or only partly available for one of the following subtasks:

1. If 'TCP/IP:' is displayed in front of the message, the TD Subtask, which processes all TCP nodes using the TCP/IP protocol without the SSL feature, tried to initialize its interface to TCP/IP.
2. If 'TCP SSL:' is displayed in front of the message, the SD Subtask, which processes all SSL nodes using the TCP/IP protocol with the SSL feature, tried to initialize its interface to TCP/IP.

Parts of TCP/IP are running in the VSE/POWER partition and other parts are running in their own TCP/IP partition. Some of these parts are not available. Messages may have been issued previously providing information which parts are failing.

**System Action:** The interface to TCP/IP has been terminated. All connections to TCP or SSL nodes have been terminated.

**System Programmer Response:** Check messages issued by the various parts of TCP/IP and VSE/POWER and solve problem according to these messages.

**Operator Response:** Check whether TCP/IP has been started and check messages issued by the various parts of TCP/IP and VSE/POWER. Restart TCP/IP and issue a PLOAD PNET command specifying a Network Definition Table (NDT) which contains at least one TCP or SSL node. If the problem cannot be solved, notify your system programmer.

---

**1RT9I** *commandcode* TCP/IP INTERFACE NOT STARTED AT ALL

**Explanation:** The PSTOP TCPIP command has been issued, but neither the internal PSTART TCPIP task has been found pending, nor the TD Subtask has been found active in support of the TCP/IP Interface.

**System Action:** The PSTOP command is ignored.

**System Programmer Response:** None.

**Operator Response:** You must first use the PLOAD PNET,ndtname command for a Network Definition Table with at least one TCP node, which triggers starting of the TCP/IP Interface, before you can PSTOP it again.

---

**1RTAI** *commandcode* TCP/IP INTERFACE NOTIFIED FOR TERMINATION, RC=*nnnn*

**Explanation:** The PSTOP TCPIP command has been processed successfully and has identified the TCP/IP Interface according to the return code (RC) as follows:

**RC=0001:** The internal PSTART TCPIP task has been 'pending' attempting to attach the TD Subtask

**RC=0002:** The TD Subtask representing the TCP/IP interface has been found active

**RC=0003:** Both the internal PSTART TCPIP task and the TD Subtask have been found active

**System Action:** The identified tasks have been notified and will enter termination stated by message 1RTSI (which may appear on console even before message 1RTAI)

**RC=0001:** immediately, without an additional message

**RC=0002:** as soon as all TCP nodes have been



stopped (in case PSTOP EOJ), or  
immediately (in case PSTOP FORCE)

**RC=0003:** according to 0001 and 0002

**System Programmer Response:** None.

**Operator Response:** In case of RC=0002 due to PSTOP EOJ, you may further follow up the termination process using the PINQUIRE NODE=local-node command, and the PSTOP PNET,node-id command for still active TCP nodes.

**1RTBI** {TCP/IP:|TCP SSL:} ERROR FOR  
HOSTNAME *ip-name*

**Explanation:** An error occurred during the initialization of a TCP/IP connection for which a TCP/IP hostname was used.

The error was described by an earlier issued message, for example 1RT3I. The involved TCP/IP hostname is now displayed in message 1RTBI. If the TCP/IP hostname is larger than 60 bytes, the first 55 bytes are displayed followed by '...'.  
**System Action:** Processing continues.

**System Programmer Response:** See previously issued message.

**Operator Response:** See previously issued message.

**1RTCA** {TCP/IP:|TCP SSL:} NODE *node-id* WITH  
UNKNOWN HOSTNAME *ip-name*

**Explanation:** A PSTART command for a TCP or SSL node has been issued for which no TCP/IP address was specified, but a symbolic hostname. The hostname is not known to TCP/IP. If the hostname is larger than 60 bytes, the first 55 bytes are displayed followed by '...'. The total hostname can be displayed by the command D PNET,*node-id*.

**System Action:** The node is stopped.

**System Programmer Response:** Check the TCP/IP definitions and the VSE/POWER network definition table. If inconsistencies are found, correct them, reload the Network Definition Table and issue a new PSTART command for the node.

**Operator Response:** Notify your system programmer.

**1RTDI** {TCP/IP:|TCP SSL:} NO ACK/NAK  
CONTROL RECORD RECEIVED FROM  
{NODE *node-id* | IP-ADDRESS=*ip-address*},  
FOUND='data'

**Explanation:** An error occurred during the initial contact between two nodes when TCP NJE control records are exchanged. The CONNECT request of the local node has been accepted by the remote node. Thereafter the local node sent an OPEN control record, but did not receive an ACK control record nor a NAK control record. *data* is the data received in character format, unprintable characters are replaced by blanks. *data* is displayed later in hexadecimal format by message 1RTFI. *node-id* is displayed if a node has been defined in the Network Definition Table (NDT), for which *ip-address* or a corresponding symbolic hostname has been used.

**System Action:** System terminates this connection, and retries to start the TCP/IP connection after 12 minutes. New connections may be started. In addition, message 1RTFI is issued which displays the received data in hexadecimal format.

**System Programmer Response:** Make sure the application on the remote node is an application which supports the NJE protocol (for example VSE/POWER or RSCS).

**Operator Response:** Notify your system programmer.

**1RTEI** {TCP/IP:|TCP SSL:} CONNECTION CLOSED  
FOR UNKNOWN IP-ADDRESS= *ip-address*

**Explanation:** A TCP NJE OPEN control record has been received from *ip-address*. But as *ip-address* or the corresponding IP-Hostname has not been specified for a node in the Network Definition Table (NDT), the TCP/IP connection to *ip-address* is stopped.

**System Action:** A NAK control record (with reason code 01) is sent to the remote node and the TCP/IP connection is closed. Other TCP/IP connections may still be running.

**System Programmer Response:** Check the TCP/IP definitions and the VSE/POWER NDT. If inconsistencies found, correct the inconsistencies, reload the corrected NDT and issue a PSTART command for the node with the displayed *ip-address*. If *ip-address* is unknown to the system programmer, contact the owner of *ip-address* and report the error.

**Operator Response:** Notify your system programmer.

**1RTFI** {TCP/IP:|TCP SSL:} DATA FROM {NODE  
*node-id* | IP-ADDRESS=*ip-address*}: 'data'

**Explanation:** An error occurred during the initial contact between two nodes when control records are exchanged. The error was described by a previously issued message, for example 1RT4I. Message 1RTFI displays the received *data* in hexadecimal format. At most 33 received characters are displayed depending on how many data has been received. *node-id* is displayed if a node has been defined in the Network Definition Table (NDT), for which *ip-address* or a corresponding IP-Hostname has been used. *ip-address* is displayed, if *ip-address* or a corresponding IP-Hostname has not been used for any node in the NDT.

**System Action:** Processing continues.

**System Programmer Response:** Check the previously issued messages and use the displayed data to solve the problem.

**Operator Response:** Notify your system programmer.

**1RTGI** {TCP/IP:|TCP SSL:} NO OPEN CONTROL  
RECORD RECEIVED IN TIME FROM  
{NODE *node-id* | IP-ADDRESS=*ip-address*}

**Explanation:** The start-up of a TCP/IP connection from *node-id* or *ip-address* is no longer pursued because no OPEN control record has been received within reasonable time. The start-up of this connection is stopped to give other nodes the chance to connect to the local node. *node-id* is displayed if a node has been defined in the Network Definition Table (NDT), for which *ip-address* or a corresponding IP-Hostname has been used. *ip-address* is displayed, if *ip-address* or a corresponding IP-Hostname has not been used for any node in the NDT.

**System Action:** Message 1RTFI is issued, if an incomplete open control record has been received. The TCP/IP connection is terminated and the system waits for new connection requests from other remote nodes.

**System Programmer Response:** Check with operator of remote node which TCP/IP application has connected to the VSE/POWER TCP/IP NJE port, but has not followed the NJE OPEN protocol in time. If *ip-address* is unknown, contact the owner of *ip-address* and report the error.

**Operator Response:** Notify your system programmer.

**1RTHI** {TCP/IP:|TCP SSL:} NODE *node-id*  
AWAITING CONNECTION

**Explanation:** Node *node-id* has tried to establish a connection to our local node, but no PSTART PNET,*node-id* has been entered yet on our local node for node *node-id*.

**System Action:** The connection request from node *node-id* is rejected.

**System Programmer Response:** None.

**Operator Response:** If you want to communicate with node *node-id*, issue the command PSTART PNET,*node-id*, otherwise ignore the message.

**1RTJA**            {TCP/IP:|TCP SSL;} INITIALIZATION OF  
INTERFACE UNSUCCESSFUL, RETRY  
GOING ON

**Explanation:** A subtask running in the VSE/POWER partition tried to initialize the TCP/IP interface, but without success. Parts of TCP/IP are running in VSE/POWER partition and have issued messages providing more information about the failure.

If 'TCP/IP:' is displayed in front of the message, the TD Subtask, which processes all TCP nodes using the TCP/IP protocol without the SSL feature, tried to initialize its interface to TCP/IP.

If 'TCP SSL:' is displayed in front of the message, the SD Subtask, which processes all SSL nodes using the TCP/IP protocol with the SSL feature, tried to initialize its interface to TCP/IP.

**System Action:** The system tries to initialize the interface to TCP/IP every 20 seconds.

**System Programmer Response:** None.

**Operator Response:** Check for TCP/IP messages. TCP/IP messages are issued either by TCP/IP parts running in the VSE/POWER partition or by TCP/IP running in its own partition. Solve problem according to these messages. If problem cannot be solved and system should no longer try to initialize the TCP/IP interface, use VSE/POWER command PSTOP TCPIP or PSTOP TCPSSL.

**1RTKI**            {TCP/IP:|TCP SSL;} INTERNAL ERROR FOR  
NODE *node-id*, CCW=*data*

**Explanation:** The internal processing of node *node-id* failed due to the contents of internal control blocks. This should never occur. *data* is the contents of the control block found in error. CCW identifies the control block to be a Channel Command Word.

**System Action:** The TCP/IP connection is stopped. A dump is produced which should be passed to your IBM representative. The dump is provided according to message 1Q2JI which has been issued previously.

**System Programmer Response:** Collect the console messages that surround message 1RTKI, contact your IBM representative for dump processing.

**Operator Response:** Notify your system programmer. If you want to communicate with node *node-id*, restart the link to *node-id*, by issuing for example the VSE/POWER command PSTART PNET,*node-id* on the z/VSE system.

**1RTLI**            {TCP/IP:|TCP SSL;} INTERNAL POSTING  
FOR NODE *node-id* FAILED

**Explanation:** The TCP/IP subtask posted the maintask to deliver some information, but the maintask has already processed the information. This should never occur. Processing continues without any loss of data sent via the TCP/IP connection.

**System Action:** A dump is provided according to message 1Q2JI which has been issued previously.

**System Programmer Response:** Collect the console messages

that surround message 1RTLI, contact your IBM representative for dump processing.

**Operator Response:** Notify your system programmer.

**1RTMI**            TCP/IP SUBTASK [ALREADY] ATTACHED

**Explanation:** The PLOAD PNET command has found at least one TCP node in the loaded Network Definition Table and has either

- attached the TCP/IP Driver (TD-) Subtask for starting of the TCP/IP interface, or
- has found this task already attached by a previous PLOAD request.

**System Action:** According to case

- the TD Subtask will start the TCP/IP interface as recorded by message 1RT7I on the console
- the existing TD Subtask continues to maintain the started TCP/IP interface.

**System Programmer Response:** None.

**Operator Response:** None.

**1RTNI**            {TCP/IP:|TCP SSL;} CONNECTION CLOSED  
FOR NODE *node-id* DUE TO STOP  
COMMAND ({SIGNOFF SENT | SIGNOFF  
RECEIVED | DURING INITIAL  
CONTACT})

**Explanation:** The TCP/IP connection for *node-id* has been stopped due to the normal stop process (for example a PSTOP PNET,*node-id* or a PSTOP TCPIP or PSTOP TCPSSL or a PEND command has been entered at a z/VSE system). In case *node-id* was not successfully signed-on, the characters 'DURING INITIAL CONTACT' are displayed. In case *node-id* was successfully signed-on, a SIGNOFF-record has been sent, respectively received to stop the connection.

**System Action:** The TD- or SD Subtask has stopped its processing for *node-id*. The VSE/POWER maintask is going to stop its processing for *node-id* as well, but might thereafter try to do a restart, for example if a SIGNOFF record has been received and the PSTART PNET options allow a restart.

**System Programmer Response:** None.

**Operator Response:** None.

**1RTOI**            {TCP/IP:|TCP SSL;} CONNECTION  
ATTEMPT REJECTED BY NODE *node-id*,  
{RETRY GOING ON | WAITING FOR  
ATTEMPT BY REMOTE}

**Explanation:** The TCP/IP connection for *node-id* has been stopped due to the reply of the remote node.

1. RETRY GOING ON is displayed, if the remote node *node-id* has sent a TCP NJE control record of type NAK with a reason code = 3 meaning the remote node is just starting a TCP/IP connection to your node.
2. WAITING FOR ATTEMPT BY REMOTE is displayed, if the remote node *node-id* has sent a TCP NJE control record of type NAK with a reason code = 2 meaning the remote node detected an active TCP/IP connection to your node.

The reason code of the TCP NJE NAK control record has been displayed in message 1RT6I.

**System Action:** The system waits for a TCP/IP connection request from the remote node. In case of reason code 3, the system selects a short random time period (0.5 to 50 seconds) before sending another TCP/IP connection request if till then a TCP/IP connection request from the remote node has not yet been received. In case of reason code 2, the system sends a connection request after 2 minutes.

**System Programmer Response:** None.

**Operator Response:** None.

**1RTPI {TCP/IP:|TCP SSL:} CONNECTION CLOSED FOR NODE *node-id* DUE TO INVALID DEFINITIONS**

**Explanation:** The TCP/IP connection for *node-id* has been stopped due to some invalid definitions. More details about the failure are provided by previous messages, for example 1RT5I or 1RT6I or 1RV5I or 1RV6I.

**System Action:** The local system closes the TCP/IP connection and retries to start the TCP/IP connection after 12 minutes.

**System Programmer Response:** None.

**Operator Response:** Check for previous messages which provide more details about the reason.

**1RTQI {TCP/IP:|TCP SSL:} CONNECTION CLOSED FOR NODE *node-id* DUE TO FAILING TCP/IP REQUEST**

**Explanation:** The TCP/IP connection for *node-id* has been stopped due to some failing TCP/IP request. More details about the failure are provided by previous messages, for example 1RT2I. The message 1RTQI is displayed for each node, whereas previous messages like 1RT2I may appear just once and is not repeated for each node depending on the severity of the error code.

**System Action:** The TCP/IP connection for *node-id* is stopped.

**System Programmer Response:** None.

**Operator Response:** Check for previous messages providing more details about the reason. Check also if TCP/IP is up and running.

**1RTRI {TCP/IP:|TCP SSL:} CONNECTION CLOSED FOR NODE *node-id* DUE TO INTERNAL ERROR**

**Explanation:** The TCP/IP connection for *node-id* has been stopped due to an internal error. More details about the failure are provided by accompanying messages, for example 1RTKI.

**System Action:** The TCP/IP connection for *node-id* is stopped and restarted, if the PSTART PNET options allow a restart.

**System Programmer Response:** None.

**Operator Response:** None.

**1RTSI {TCP/IP:|TCP SSL:} INTERFACE TO TCP/IP TERMINATED DUE TO {PEND | PSTOP } COMMAND**

**Explanation:** The interface to TCP/IP has been terminated due to the displayed command by one of the following subtasks:

1. If 'TCP/IP:' is displayed in front of the message, the TD Subtask, which processes all TCP nodes using the TCP/IP protocol without the SSL feature, has terminated its TCP/IP interface.
2. If 'TCP SSL:' is displayed in front of the message, the SD Subtask, which processes all SSL nodes using the TCP/IP protocol with the SSL feature, has terminated its TCP/IP interface.

**System Action:** The interface to TCP/IP has been terminated. All connections to TCP or SSL nodes have been terminated. If the connections to TCP nodes have been terminated, the connections to SSL nodes remain unaffected, and vice versa, if the connections to SSL nodes have been terminated, the

connections to TCP nodes remain unaffected.

**System Programmer Response:** None.

**Operator Response:** If the PEND command has not yet been issued, the interface to TCP/IP can be restarted by issuing a PLOAD PNET command specifying a Network Definition Table (NDT) which contains at least one TCP or SSL node.

**1RTTI (PNET console trace information)**

**Explanation:** This message indicates that the following line contains PNET console trace information. Refer to the *VSE/POWER Networking* manual for an explanation.

**System Action:** None.

**System Programmer Response:** None.

**Operator Response:** None.

**1RTUI TCP/IP INTERFACE QUESTIONABLE DUE TO FAILURE IN TIDY-UP ROUTINE**

**Explanation:** The interface to TCP/IP - represented by the TD Subtask - has failed as recorded by the first 1Q2CI message followed by an IDUMP macro request. Thereafter the TCP/IP tidy-up routine has been called to stop all TCP nodes and to close the TCP/IP interface by the 'TERMAPI' request. However the tidy-up routine has also failed as recorded by the second 1Q2CI message followed by another IDUMP macro request.

**System Action:** The tidy-up routine is not called once more, instead the TD Subtask is terminated immediately with a potentially non-closed TCP/IP interface.

**System Programmer Response:** Collect the console log of the failure situation, preserve the named Idumps and contact your IBM representative.

**Operator Response:** If the TCP/IP connections do not terminate, try to use the PSTOP PNET,node-id,FORCE command. Then try to re-establish the TCP/IP interface by re-loading the current Network Definition Table (NDT). If the interface does not enter the 1RT7I-LISTEN state, stop it again by PSTOP TCP/IP,FORCE and consider to cycle the TCP/IP partition before re-loading the NDT. If this fails again, the TCP/IP interface can only be established again by re-IPL.

**1RTVI {TCP/IP:|TCP SSL:} NEW CONNECTION REQUEST REJECTED FOR NODE *node-id*, {WHICH IS ALREADY CONNECTED | FOR WHICH A CONNECTION IS BEING STARTED}**

**Explanation:** A TCP/IP connection request from *node-id* has been received and is rejected by sending a NAK control record to *node-id*.

**System Action:** If the node *node-id* is already connected, following occurs:

1. a NAK control record with RC=2 is sent to *node-id*
2. the active connection to *node-id* is stopped (message 1RTWI is issued)
3. a new connection to *node-id* is started, if the PSTART PNET options allow a restart.
4. on remote node *node-id* message 1RT6I is issued, if a z/VSE operating system is running there
5. the remote node *node-id* waits for a new connection request from our local node

If for node *node-id* a connection is just being started and the start process has not yet completed, following occurs:

1. a NAK control record with RC=3 is sent to *node-id*

2. the local node continues to start its connection request
3. on remote node *node-id* message 1RT6I is issued, if a z/VSE operating system is running there
4. the remote node stops to start a connection and waits for a CONNECT request from our local node. If no CONNECT request is received within an appropriate time, the remote node will try again to start a connection anew.

**System Programmer Response:** None.

**Operator Response:** None.

**1RTWI {TCP/IP:|TCP SSL;} CONNECTION CLOSED FOR NODE *node-id* DUE TO NEW CONNECT REQUEST**

**Explanation:** The TCP/IP connection for *node-id* is stopped due to a new connect request received from the remote node. This happens if the remote node *node-id* had been stopped and your local node was not informed about that. Because the remote node *node-id* has restarted, your local node stops the still active connection to the remote node *node-id* and restarts a new connection. Message 1RTVI has been issued previously and a NAK control record with RC=2 has been sent to *node-id*.

**System Action:** The TCP/IP connection for *node-id* is stopped and restarted, if the PSTART PNET options allow a restart.

**System Programmer Response:** None.

**Operator Response:** None.

**1RTXI {TCP/IP:|TCP SSL;} DATA FROM {NODE *node-id* | IP-ADDRESS=*ip-address*}: '*data*'**

**Explanation:** An event occurred, for which some tracing information is displayed. If an error occurred, additional messages are displayed and the above information helps to solve the problem.

*node-id* is displayed if a node has been found to which the tracing information belongs.

*ip-address* is displayed if no node has been found to which the tracing information belongs, but an ip-address has been found to which the tracing information belongs.

**System Action:** Processing continues.

**System Programmer Response:** Check the console log for other messages and use the displayed data to solve the problem.

**Operator Response:** Notify your system programmer.

**1RTYI {TCP/IP:|TCP SSL;} NEW CONNECTION REQUESTS FROM REMOTE NODES CAN NO LONGER BE PROCESSED**

**Explanation:** The control information saved during the TCP/IP initialization process of VSE/POWER can no longer be used to receive connection requests from remote nodes in passive mode. Nodes which are already signed-on continue processing. Nodes which are not yet signed-on may fail to complete the sign-on process, depending on the state of the sign-on process.

**System Action:** Processing continues.

**System Programmer Response:** None.

**Operator Response:** If new connections should be started, VSE/POWER's TCP/IP interface must be restarted by the following steps:

1. Trigger TCP/IP interface shutdown using PSTOP TCPIP,EOJ or PSTOP TCPSSL,EOJ.
2. Trigger termination of nodes using PSTOP PNET,....,EOJ.

3. Then restart the TCP/IP interface using PLOAD PNET,... to re-load your current Network Definition Table.

**1RTZI {TCP/IP:|TCP SSL;} CONNECTION CLOSED FOR NODE *node-id* DUE TO CLOSE BY REMOTE NODE**

**Explanation:** The TCP/IP connection for *node-id* is stopped because the remote node issued a CLOSE socket call without sending a SIGNOFF record. This may happen if at the remote node *node-id* some errors occurred which caused the remote node to issue a CLOSE.

**System Action:** The TCP/IP connection for *node-id* is stopped and restarted if the PSTART PNET options allow a restart.

**System Programmer Response:** None.

**Operator Response:** None.

**1RV1I UNABLE TO ATTACH TCP SSL SUBTASK, RC = *nnnn***

**Explanation:** The PLOAD PNET command has been issued but it failed partly. The reason is indicated by the reason code (RC) as shown below:

**RC=0001:** There was insufficient SETPFIX LIMIT storage to invoke the internal 'PSTART TCPSSL' task.

**RC=0002:** The internal 'PSTART TCPSSL' task detected the same task type (from a previous PLOAD attempt) still pending in attach of the TCP/IP SSL Driver (SD-) Subtask.

**RC=0003:** The internal 'PSTART TCPSSL' task found the SSL Driver Subtask in termination due to TDCBACT1/STA1 codes, re-attach can not yet be done.

**RC=0004:** The internal 'PSTART TCPSSL' task failed to attach the TCP/IP SSL Driver (SD-) Subtask, because the number of VSE subtasks available to either the VSE/POWER partition or to the total VSE system has been exhausted.

**System Action:** Loading and activating of the Network Definition Table continues with effects on the PNET SSL interface depending on the displayed reason code:

**RC=0001:** The PNET SSL interface is not started.

**RC=0002:** The internally invoked 'PSTART TCPSSL' task is terminated.

**RC=0003:** Every 3 seconds it will be re-checked, whether the TCP/IP SSL Driver (SD-) Subtask has completed the VSE DETACH processing, so that it can be attached again. Message 1RV1I RC=0003 is issued only once.

**RC=0004:** Every 3 seconds a re-attempt is made to attach the TCP/IP SSL Driver (SD-) Subtask successfully. Message 1RV1I RC=0004 is issued only once.

**System Programmer Response:** Depending on the displayed reason code:

**RC=0001:** Refer to Operator and Programmer Response of message 1Q59I for how to act at SETPFIX LIMIT shortage.

**RC=0002:** None.

**RC=0003:** None.

**RC=0004:** Investigate the consumption of VSE subtasks by OEM products in the



VSE/POWER partition (in e.g. F1) by the STATUS F1 command.

**Operator Response:** Depending on the displayed reason code:

**RC=0001:** Re-issue the PLOAD PNET command at a later time.

**RC=0002:** Use the PSTOP TCPSSL command to terminate the pending PSTART TCPSSL task, and re-submit the PLOAD PNET command.

**RC=0003:** When the internal 3 sec re-attempts cannot open the TCP/IP SSL interface successfully, use the PSTOP TCPSSL command to trigger DETACH'ing of the SD Subtask. Then re-submit the PLOAD PNET command.

**RC=0004:** When the internal 3 sec re-attempts cannot ATTACH the SD Subtask, use the PSTOP TCPSSL command to terminate the internal PSTART TCPSSL task. Then re-submit the PLOAD PNET command. Notify your system programmer.

---

**1RV2I TCP SSL: TOO MANY SOCKETS IN USE**  
(*sockno*, {ACT|PAS})

**Explanation:** A socket with number *sockno* has been allocated for a new connection using the SSL feature. Since VSE/POWER PNET SSL supports socket numbers only up to 160, the connection is closed. If ACT is displayed, the connection has been started due to a PSTART PNET,nodeid command. If PAS is displayed, the connection has been started due to a connect request from a remote node.

**System Action:** The connection is closed. If ACT is displayed, a new socket is retrieved after 12 minutes to restart the connection. If PAS is displayed, the processing of incoming connect request from a remote node is delayed for 12 minutes.

**System Programmer Response:** Since there exists no restriction on the socket number for TCP nodes (nodes not using the SSL feature), first start the SSL nodes (the nodes using the SSL feature), and thereafter the TCP nodes, especially if you are using autostart statements.

**Operator Response:** To reduce the number of sockets, stop one of the nodes using the TCP/IP protocol, no matter if the node uses the SSL feature or not. Since there exists no restriction on the socket number for TCP nodes (nodes not using the SSL feature), stop a TCP node by preference, start the SSL node (the node using the SSL feature), and thereafter restart the stopped TCP node.

If less than *sockno*-5 nodes are started (5 are subtracted since freeing of socket numbers is delayed sometimes), inform your IBM representative.

---

**1RV3I TCP SSL: RECEIVED CONNECT REQUEST REJECTED, SINCE NODE *node-id* (*ip-address*) IS NOT USING THE SSL FEATURE ON PORT *sport***

**Explanation:** A CONNECT request has been received from *node-id* with IP-address *ip-address* as shown in the message text. The OPEN control record indicates that the SSL feature should not be used, whereas the used port *sport* processes nodes using the SSL feature.

**System Action:** A NAK control record is sent to *node-id* and the connection is closed.

**System Programmer Response:** Contact the owner of *node-id* (*ip-address*) and report the error. Either *node-id* must use the

SSL feature or must use the port number for nodes not supporting the SSL feature.

**Operator Response:** Notify your system programmer.

---

**1RV4I TCP/IP: RECEIVED CONNECT REQUEST REJECTED, SINCE NODE *node-id* (*ip-address*) IS USING THE SSL FEATURE ON PORT *port***

**Explanation:** A CONNECT request has been received from *node-id* with IP-address *ip-address* as shown in the message text. The OPEN control record indicates that the SSL feature should be used, whereas the used port *port* processes nodes not using the SSL feature.

**System Action:** A NAK control record is sent to *node-id* and the connection is closed.

**System Programmer Response:** Contact the owner of *node-id* (*ip-address*) and report the error. Either *node-id* does not use the SSL feature or must use the port number for nodes using the SSL feature.

**Operator Response:** Notify your system programmer.

---

**1RV5I TCP SSL: CONNECT REQUEST REJECTED BY NODE *node-id* (*ip-address*) WHICH IS NOT USING THE SSL FEATURE ON PORT *sport***

**Explanation:** A CONNECT request has been sent to *node-id* with IP-address *ip-address* as shown in the message text. *node-id* returned a NAK control record indicating that the SSL feature is not used for the port number *sport* shown in the message.

**System Action:** The connection is closed.

**System Programmer Response:** One of the following should be done:

1. Correct your local NDT by using the SSL feature for the node *node-id* (for example by using ISHOSTAD instead of IPHOSTAD), reload the updated NDT and issue a PSTART command for the stopped node *node-id*.
2. Contact the owner of *node-id* (*ip-address*) and let him correct his definitions. Either *node-id* must use the SSL feature or must use the port number for nodes not supporting the SSL feature.

**Operator Response:** Notify your system programmer.

---

**1RV6I TCP/IP: CONNECT REQUEST REJECTED BY NODE *node-id* (*ip-address*) WHICH IS USING THE SSL FEATURE ON PORT *port***

**Explanation:** A CONNECT request has been sent to *node-id* with IP-address *ip-address* as shown in the message text. *node-id* returned a NAK control record indicating that the SSL feature is used for the port number *port* shown in the message.

**System Action:** The connection is closed.

**System Programmer Response:** One of the following should be done:

1. Correct your local NDT by not using the SSL feature for the node *node-id* (for example by using IPHOSTAD instead of ISHOSTAD), reload the updated NDT and issue a PSTART command for the stopped node *node-id*.
2. Contact the owner of *node-id* (*ip-address*) and let him correct his definitions. Either *node-id* does not use the SSL feature or must use the port number for nodes supporting the SSL feature.

**Operator Response:** Notify your system programmer.

---

**1RV7I** {TCP/IP: | TCP SSL:} WRONG NODE TYPE, REMOTE NODE *node-id* ISSUED CONNECT REQUEST AS *node-type-1* NODE, BUT *node-id* STARTED LOCALLY AS *node-type-2* NODE

**Explanation:** A CONNECT request has been received from node *node-id* which identifies itself as a node of type *node-type-1*, but a connection for *node-id* has been started by using the type *node-type-2*. *node-type-1* may be TCP or SSL while *node-type-2* may be TCP or SSL or BSC or CTC or SNA.

**System Action:** A NAK control record with return code 1 is sent to the remote node *node-id* closing the new connection request.

**System Programmer Response:** One of the following should be done:

1. Contact the owner of *node-id* and let him correct his definitions.
2. Stop the started node *node-id*, correct your local NDT, reload the updated NDT and issue a PSTART command for the stopped node *node-id*.

**Operator Response:** Notify your system programmer.

---

**1RV9I** *commandcode* TCP SSL INTERFACE NOT STARTED AT ALL

**Explanation:** The PSTOP TCPSSL command has been issued, but neither the internal PSTART TCPSSL task has been found pending, nor the SD Subtask has been found active in support of the TCP/IP SSL Interface.

**System Action:** The PSTOP command is ignored.

**System Programmer Response:** None.

**Operator Response:** You must first use the PLOAD PNET,ndtname command for a Network Definition Table with at least one SSL node, which triggers starting of the TCP/IP SSL Interface, before you can PSTOP it again.

---

**1RVAI** *commandcode* TCP SSL INTERFACE NOTIFIED FOR TERMINATION, RC = *nnnn*

**Explanation:** The PSTOP TCPSSL command has been processed successfully and has identified the TCP/IP SSL Interface according to the return code (RC) as follows:

**RC=0001:** The internal PSTART TCPSSL task has been 'pending' in attempting to attach the SD Subtask

**RC=0002:** The SD Subtask representing the TCP/IP SSL interface has been found active

**RC=0003:** Both the internal PSTART TCPSSL task and the SD Subtask have been found active

**System Action:** The identified tasks have been notified and will enter termination.

**RC=0001:** immediately, without an additional message

**RC=0002:** as soon as all SSL nodes have been stopped (in case PSTOP EOJ), or immediately (in case PSTOP FORCE)

**RC=0003:** according to 0001 and 0002

**System Programmer Response:** None.

**Operator Response:** In case of RC=0002 you may further follow up the termination process using the PINQUIRE NODE=local-node command, and the PSTOP PNET,node-id command for still active SSL nodes.

---

**1RVBI** TCP SSL: CONNECTION CLOSED FOR NODE *node-id* DUE TO WRONG CIPHER X'*cc* FOR ENCRYPTION *eeee* (SERVER|CLIENT)

**Explanation:** The SSL feature has been initialized for node *node-id*. The TCP/IP interface returned a cipher '*cc*' which does not correspond to the encryption level *eeee* specified for the ENCRYPT operand of the PNODE macro. Following table shows which encryption level (WEAK,...) uses which cipher values:

WEAK 080102

NORMAL 09 (default, if ENCRYPT not specified)

STRONG 0A62

**System Action:** Since the problem might be solved if the client and server role of the two nodes is changed, the node acting as server immediately issues a connection request to act as a client, whereas the node acting as client waits for the connection request to start processing as a server. If the problem occurs twice, the connection is closed.

**System Programmer Response:** Issue PINQUIRE NODE=local-nodeid to verify which cipher is used for which encryption level. One of the following should be done:

1. Use another value for the encryption (ENCRYPT operand in PNODE macro) according to the displayed cipher. Recompile your network definition table (NDT) and reload the updated NDT and issue a PSTART command for the stopped node *node-id*.
2. Contact the owner of *node-id* and let him change the value for the encryption on his system.

If the definitions for the encryption are the same on both nodes, check the definition of the key (operand DNAME in PNODE macro). For some ciphers the key must be of length 512, for some others of length 1024, and the cipher may have been selected according to the available key which does not correspond to the specified encryption. If the definitions are correct and the problem still occurs, the product called by VSE/POWER to initialize the SSL feature has caused the problem.

Call owner of the product supporting the TCP/IP interface.

**Operator Response:** Notify your system programmer.

---

**1RVMI** TCP SSL SUBTASK [ALREADY] ATTACHED

**Explanation:** The PLOAD PNET command has found at least one SSL node in the loaded Network Definition Table and has either

1. attached the TCP/IP SSL Driver (SD-) Subtask for starting of the TCP/IP SSL interface, or
2. has found this task already attached by a previous PLOAD request.

**System Action:** According to case

1. the SD Subtask will start the TCP/IP SSL interface as recorded by message 1RT7I on the console

2. the existing SD Subtask continues to maintain the started TCP/IP SSL interface.

**System Programmer Response:** None.

**Operator Response:** None.

---

**1RVUI TCP SSL INTERFACE QUESTIONABLE  
DUE TO FAILURE IN TIDY-UP ROUTINE**

**Explanation:** The interface to TCP/IP SSL - represented by the SD Subtask - has failed as recorded by the first 1Q2CI message followed by an IDUMP macro request. Thereafter the TCPSSL tidy-up routine has been called to stop all SSL nodes and to close the TCP/IP interface by the 'TERMAPI' request. However the tidy-up routine has also failed as recorded by the second 1Q2CI message followed by another IDUMP macro request.

**System Action:** The tidy-up routine is not called once more, instead the SD Subtask is terminated immediately with a

potentially non-closed TCP/IP SSL interface.

**System Programmer Response:** Collect the console log of the failure situation, preserve the named Idumps and contact your IBM representative.

**Operator Response:** If the SSL connections do not terminate, try to use the PSTOP PNET,node-id,FORCE command. Then try to re-establish the TCP/IP SSL interface by re-loading the current Network Definition Table (NDT). If the interface does not enter the LISTEN state, stop it again by PSTOP TCPSSL,FORCE and consider to cycle the TCP/IP partition before re-loading the NDT. If this fails again, the TCP/IP SSL interface can only be established again by re-IPL.

**1Sxx, 1Txx, and 1Uxx=Job Control Messages****1S0nt INVALID STATEMENT**

**Explanation:** For an explanation of n in the message identifier, see "Field Count for Error-Field Indications" on page 77. The statement or command and the possible error conditions causing this message are listed below.

**Any** The statement or command being processed contains a syntax error (possibly a typing error). A command or a message response was entered without a preceding partition identification (0 for BG, 1 for F1, and so on). The field referenced by n in the message identifier is invalid (it may, for example, be of wrong length or contain a spelling error or a non-numeric character in a numeric field). A volume identifier was specified for a device other than a tape unit or a disk drive. A command was given at the wrong time (for example: an ASSGN is issued when the attention routine is active or RF is specified in a SET command after the first JOB card was processed).

**ASSGN** The operand VOL=volume-id is blank or invalid. SHR was specified for a device other than a disk drive. Tape mode was specified for a device other than a tape unit.

**ALLOCR** A non-existing partition is specified.

**BATCH** A non-existing partition is specified.

**CATALR** An invalid version/modification operand is specified.

**CLOSE** Tape mode was specified for a device other than a tape unit. SYSIPT or SYSRDR was specified to close SYSIN assigned to a diskette unit.

**DLBL** One of the statement's positional operands follows a keyword operand. One of the following in the CAT and BUFSP operands:

- A spelling mistake in the keyword.
- A wrong specification (for example: file name too long in the CAT operand; more than six digits in the BUFSP operand).

The statement includes one or more VSAM-specific operands, but it does not refer to a VSAM file. The statement refers to a diskette file, and the specified file identifier is longer than eight characters. The value specified for the BLKSIZE operand is invalid (for example: omitted, not a number from 1 to 32768, specified for a VSAM file).

**EXEC** A non-relocatable program was specified to run in real mode, but the program's boundaries fall outside the partition. For SIZE, 0K or a value greater than the applicable partition is specified. If you specify SIZE=(AUTO,nk), the result (length of the program plus nK) may exceed the size of your partition.

**ID** The statement is supplied, but the access control function has not been activated during system start-up (In the IPL SYS command, you either specified SEC=NO or omitted the SEC=code operand).

**NEWVOL** In reply to message 1T50A, an invalid partition identifier was specified (BG is the default).

**PRTY** It requests, for the VSE/POWER partition, a lower priority than for one or more of the partitions controlled by VSE/POWER.

**ROD** The command is issued although the recorder file (SYSREC) has not been opened.

**SET HC=CREATE** If VMCF is being used, then the hardcopy file might already be opened and this message may be ignored.

**START** A non-existing partition is specified.

**System Action:** For type code I - The job is cancelled. For type code D - The system waits for an operator response.

**Programmer Response:** If the job is cancelled find the error that caused this message, correct the statement in error, and rerun the job.

**Operator Response:** For type code I - None. For type code D - One of the following:

- Correct the statement or command in error and reenter it.
- Press END/ENTER; this causes the system to ignore the statement and to continue processing. The job may be cancelled later on.
- Enter CANCEL to have the system cancel the job. Report the message to your programmer.

**Note:** When an invalid EXTENT statement is replaced, remember that the valid entries overwrite the default values filled in by the previous EXTENT statements.

**1S1nt STATEMENT OUT OF SEQUENCE**

**Explanation:** For an explanation of n in the message identifier, see "Field Count for Error-Field Indications" on page 77 .

Following are examples of wrong-sequence errors:

- Label information (DLBL, EXT, and TLBL statements) is submitted in wrong order.
- Label information (DLBL, EXT) for a file on disk is incomplete.
- An extent-sequence number is out of order.

- More than one extent submitted for a file with the name IJSYSxx.
- A procedure-override is used with a continuation statement.
- A CATAL option specification precedes a LINK option specification.
- A linkage editor control statement (PHASE, ACTION, ENTRY, INCLUDE) or EXEC LNKEDT is not preceded by an option specification of LINK or CATAL.
- A LINK or CATAL option is specified immediately preceding the CATALR statement in the control statements set for a compilation.
- SYSLINK might not be assigned in the partition which issued this message.
- An EXEC statement without a name follows an EXEC statement with a program name other than LNKEDT.
- Severe errors were detected during a compile or assembly run, and the system cancels the requested link-edit step.

**System Action:** For type code I - The job is cancelled. For type code D - The system waits for an operator response.

**Programmer Response:** Check the statement(s) in error or check for proper sequencing of the statements, whichever applies. Rerun the job.

**Operator Response:** For type code I - None. For type code D - One of the following:

- Correct the statement in error or correct the sequence of the required statements, if this is possible.
- Press END/ENTER; this causes the system to ignore the error condition and to continue processing.
- Enter CANCEL to have the system cancel the job. Report the message to your programmer.

---

**1S2nl            INVALID PHASE INFORMATION [- RC=r]**

**Explanation:** For an explanation of n in the message identifier, see "Field Count for Error-Field Indications" on page 77. The phase name given as input following a SET SDL statement is incorrect. If a loadlist was specified, the reason code r specifies the following special errors:

1. the loadlist was not found in any of the libraries in the search chain.
2. The specified loadlist does not start with a valid header (SVAL).
3. the loadlist contains a phase name of the form LIST=xxx - a loadlist cannot contain other loadlist names.

**System Action:** The system ignores the incorrect phase name. If the message is issued while processing phase names in a loadlist, the rest of the loadlist is also processed before the system issues message 1S51D. Otherwise message 1S51D is issued immediately after message 1S2nl.

**Programmer Response:** If the message occurred while processing an ASI JCL procedure, correct this procedure as soon as possible. Rerun any job that may have been cancelled as a result of this error.

**Operator Response:** After message 1S51D is given, correct and reenter the phase name(s) if this is possible (a spelling error may have caused the message). Do this as described under message 1S51D.

---

**1S3nt            HIGHEST PHASE ADDRESS EXCEEDS PARTITION SIZE**

**Explanation:** For an explanation of n in the message identifier, see "Field Count for Error-Field Indications" on page 77. SIZE=AUTO is specified, which implies that a multiphase program is about to be executed. The system found a phase that:

1. Has the same generic name (identical in the first four characters) as the one specified in the EXEC statement, and

2. Is larger than the space available in the partition for program execution.

**System Action:** For type code I - The job is cancelled. For type code D - The system waits for an operator response.

**Programmer Response:** Change your specification to one of the following, whichever meets your job's requirements:

**SIZE=nK**

To have the system provide the specified amount of space for program execution.

**SIZE=phasename[nK]**

To have the system provide the space required by the requested program (or phase). The system then disregards the size of other phases with the same generic name.

Alternatively, you may rerun the job in a larger partition or rerun the job after having renamed the phase that caused the message.

**Operator Response:** For type code I - None. For type code D - One of the following:

- Reenter the EXEC statement with a valid specification for SIZE if procedures set up at your location permit.
- Enter CANCEL to have the system cancel the job.

Report this message to your programmer.

---

**1S40t            SYSTEM ERROR, macro/module-name - RET.CODE=nn [REASON CODE=mmmm]**

**Explanation:** The module or system internal macro named in the message text passed an unexpected return code. For an explanation of return and reason codes, see "VSE/Advanced Functions Return Codes" on page 752.

**System Action:**

For type code I - The job is cancelled.

For type code D - The system waits for an operator response.

**Programmer Response:** For possible corrections refer to "VSE/Advanced Functions Return Codes" on page 752. Rerun the job.

**Operator Response:**

For type code I - None.

For type code D - Report the message to your programmer and do either of the following:

- If this message immediately follows an EXEC PROC=proc.-name control statement or command, enter CANCEL for the job (jobs in other partitions normally are not affected; they need not be cancelled).
- If the system displays GETVIS as the macro/module name and a return code of 0C, then the system GETVIS space (in the SVA) has been used up. You may try to unassign system files that are not needed for the time being (SYSLNK or SYSPCH, for example) and are assigned to FBA disks.

---

**1S41t            SYSTEM ERROR, PROG. CHECK IN LTA**

**Explanation:** A program check occurred during processing in the logical transient area (LTA), an area in the supervisor.

**System Action:** The system stops processing the current job control statement or command. Processing continues.

**Programmer Response:** Review the information provided by the operator, and if necessary ask IBM to search its known-problems data base.

**Operator Response:** Report this message occurrence to the programmer, and provide additional information as described in *z/VSE Guide for Solving Problems*.



---

**1S42A INTERVENTION REQUIRED FOR SYSLNK**

**Explanation:** The system cannot write an INCLUDE or a PHASE statement to the device assigned to SYSLNK. The device is either not ready or not operational.

**System Action:** The system ignores the currently processed statement and waits for an operator response.

**Programmer Response:** If the job is cancelled, rerun it after having ensured that SYSLNK is assigned to an operational disk device.

**Operator Response:** Either of the following:

- Ready the SYSLNK device and reenter the rejected (INCLUDE or PHASE) statement.
- Enter CANCEL to have the system cancel the job.

---

**1S43I PARM= PARAMETER IN EXEC STATEMENT REJECTED**

**Explanation:** EXEC REAL is specified, but the SIZE operand is omitted. The system has no partition GETVIS area set up in processor storage, which is a prerequisite for passing the specified data to the program.

**System Action:** The system ignores the PARM='data' operand and continues processing.

**Programmer Response:** For the next run of the program, do either of the following:

- Specify a value for SIZE in the EXEC statement.
- Have the program executed in virtual mode (by omitting the operand REAL).

**Operator Response:** None.

---

**1S44t PARM VALUE LONGER THAN 100 CHARACTERS**

**Explanation:** While processing an EXEC statement, the system found a PARM='data' specification of more than 100 character positions within the pair of single quotation marks.

**System Action:** For type code I - The job is cancelled. For type code D - The system waits for an operator response.

**Programmer Response:** If the job was cancelled, rerun the job with a PARM value of no more than 100 characters specified in the EXEC statement. If you want to pass more than 100 characters to your program, you may specify the PARM='data' operand up to three times, thus allowing for a maximum of 300 (3 times 100) characters.

**Operator Response:** For type code I - None. For type code D - Either of the following:

- Reenter the EXEC statement with a PARM value of no more than 100 characters specified in the EXEC statement.
- Enter CANCEL to have the system cancel the job.

---

**1S45D INVALID NPGR SPECIFICATION. RC=*nm***

**Explanation:** The system is unable to change the number of programmer logical units for one or more partitions as requested by an NPGR command. The reason is indicated by the reason code (*nm*) in the message text. For an explanation of return codes, see "VSE/Advanced Functions Return Codes" on page 752.

**System Action:** The system waits for an operator response.

**Programmer Response:** If the rejected statement is part of a procedure, correct this procedure to avoid the message in the future.

**Operator Response:** One of the following:

- Enter a correct NPGR command. If the rejected statement is part of a stored procedure, report the message to your programmer.
- Press END/ENTER. This causes the system to ignore the command and to continue processing.

---

**1S46I ONE STATEMENT SKIPPED DUE TO IF CONDITION**

**Explanation:** The comparison for the currently processed IF command produced a "false" result.

**System Action:** The system skips the next statement, unless the statement is a // JOB, /&, or /\*; these statements are always processed.

**Programmer Response:** None.

**Operator Response:** None.

---

**1S47I (PHOLD|PRELEASE) *command-operands***

**Explanation:** The system is processing a PWR statement that passes the indicated VSE/POWER command (PHOLD or PRELEASE, together with *command-operands*) to VSE/POWER.

**System Action:** Processing continues.

**Programmer Response:** None.

**Operator Response:** None.

---

**1S48D PROCEDURE NESTING AFTER LIBDEF PROC**

**Explanation:** The currently processed procedure includes a LIBDEF statement for members of type PROC, or a LIBDEF \* statement. Procedure nesting following those statements is not allowed.

**System Action:** The system waits for an operator response.

**Programmer Response:** Correct the affected procedure to avoid this message in future.

**Operator Response:** Either of the following:

- Press END/ENTER; this causes the system to ignore the procedure call and to continue processing.
- Enter CANCEL to have the system cancel the job. Report the message to your programmer.

---

**1S49I ONE STATEMENT WILL BE SKIPPED DUE TO IF CONDITION**

**Explanation:** The comparison for the currently processed IF command produced a "false" result. The IF statement or command was entered via SYSLOG.

**System Action:** The system will skip the next statement.

**Programmer Response:** None.

**Operator Response:** None.

---

**1S50D STATEMENT/COMMAND IS NOT SUPPORTED IN A DYNAMIC PARTITION**

**Explanation:** A statement or command has been used, but is not supported in a dynamic partition.

**System Action:** The statement or command is ignored and the system waits for an operator response.

**Programmer Response:** None.

**Operator Response:** Enter the next command or statement.

---

**1S51D ENTER PHASE NAME OR /\* LIST=LOADLIST NAME**

**Explanation:** The system requires input for the SET SDL command on SYSLOG.

**System Action:** The system reads a line and interprets the phase name or loadlist name from it until /\* or /& is specified. When this occurs, the system stops prompting and updates the system directory.

**Programmer Response:** None.

**Operator Response:** One of the following:

- Enter either a phase name in the format:

- phasename [SVA|MOVE|INACT] or LIST=loadlistname to have the system take phasenames from a loadlist /\* or /& to indicate the end of your input.
- Press END/ENTER to have the system continue reading phase names or loadlist names from the SYSRDR device.

**1S52D**      **ENTER /\***

**Explanation:** The system has processed operator submitted phase names until the system directory list became full. Now it prompts for a /\* or /& to end reading phase names for inclusion in the system directory list.

**System Action:** The system waits for an operator response.

**Programmer Response:** Consider including the required SET SDL input into an ASI JCL procedure. If you do this, ensure the number of submitted phase names will not exceed the space allocated by an SDL=nnn specification in the IPL SVA command.

**Operator Response:** Either of the following:

- Specify /\* or /& to end phase-name input.
- Press END/ENTER to have the system read the next statement from the SYSRDR device. This statement may or may not be /\* or /&.

Report the message to your programmer.

**1S53D**      **PASSED PARAMETER IN PROC STATEMENT**

**Explanation:** Parameter values have to be passed (to a procedure) by way of the EXEC PROC statement and not by the PROC statement.

**System Action:** The system waits for an operator response.

**Programmer Response:** If the job is cancelled, rerun it after you have corrected the applicable procedure by either:

- Specifying the parameter value to be passed in the EXEC PROC statement.
- Assigning a default value to the involved parameter in the PROC statement, the first statement of the affected procedure.

**Operator Response:** One of the following:

- Correct the affected statement and resubmit it.
- Press END/ENTER; this causes the system to ignore the affected statement and to continue processing.
- Enter CANCEL to have the system cancel the job. Report the message to your programmer.

**1S54I**      **PHASE *phasename* { IS TO BE FETCHED FROM *libname.sublibname* | RESIDES IN THE SVA }**

**Explanation:** Before execution of phase *phasename* the system informs you, whether *phasename* resides in the SVA or whether it will be fetched from sublibrary *libname.sublibname* contained in your LIBDEF search chain.

**System Action:** EXEC PGM=*phasename* processing continues.

**Programmer Response:** None.

**Operator Response:** None.

**1S55I**      **LAST RETURN CODE WAS *code***

**Explanation:** If a job step passes a return code, this message displays this code. This code may have been passed to VSE from a component such as a programming language. If so, consult the documentation of this component for a description of the return code.

**System Action:** Processing continues.

**Programmer Response:** None.

**Operator Response:** None.

**1S56D**      **PROC STATEMENT IS NOT FIRST IN PROCEDURE**

**Explanation:** If a PROC statement is used, it must be the first statement of the procedure.

**System Action:** The system waits for an operator response.

**Programmer Response:** Use the PROC statement as the first statement of the procedure.

**Operator Response:** Either of the following:

- Press END/ENTER; this causes the system to ignore the procedure call and to continue processing.
- Enter CANCEL to have the system cancel the job. Report the message to your programmer.

**1S57D**      **DUPLICATE PROCEDURE NAME DURING NESTING**

**Explanation:** A procedure can be called by another procedure only if this procedure

1. Has a different name.
2. Is not a procedure nested in the called procedure.

**System Action:** The system waits for an operator response.

**Programmer Response:** If the job is cancelled, rerun it after you have corrected the affected procedure.

**Operator Response:** Either of the following:

- Press END/ENTER. This causes the system to ignore the rejected procedure call and to continue processing.
- Enter CANCEL to have the system cancel the job. Report the message to your programmer.

**1S58D**      **NESTING LEVEL OF PROCEDURES EXCEEDS 15**

**Explanation:** The procedure called by a job control EXEC statement is considered to be on nesting level 1; a procedure called from within a nesting-level-1 procedure is considered to be on nesting level 2; and so on. The system encountered a procedure call for a procedure on nesting level 16.

**System Action:** The system waits for an operator response.

**Programmer Response:** If the job is cancelled, rerun it after you have corrected your set of procedures to avoid more than 15 nesting levels.

**Operator Response:** Either of the following:

- Press END/ENTER; this causes the system to ignore the rejected procedure call and to continue processing.
- Enter CANCEL to have the system cancel the job. Report the message to your programmer.

**1S59D**      **CONFLICTING DATA=YES/NO OPTION**

**Explanation:** All cataloged procedures belonging to the same set of nested procedures have to be of the same type: DATA=YES or DATA=NO.

**System Action:** The system waits for an operator response.

**Programmer Response:** If the job is cancelled, rerun it after you have corrected your set of procedures.

**Operator Response:** Either of the following:

- Press END/ENTER; this causes the system to ignore the preceding EXEC PROC statement and to continue processing.
- Enter CANCEL to have the system cancel the job. Report the message to your programmer.

---

**1S6nt SIZE VALUE EXCEEDS PARTITION SIZE**

**Explanation:** For an explanation of n in the message identifier, see "Field Count for Error-Field Indications" on page 77. The value specified in the SIZE operand of the EXEC statement exceeds the size of the partition that is being used.

**System Action:** For type code I - The job is cancelled. For type code D - The system waits for an operator response.

**Programmer Response:** If the job is cancelled, rerun it either

- In a partition that is large enough to provide the required partition GETVIS space, or
- With an EXEC statement that specifies a smaller value in the SIZE operand.

**Operator Response:** For type code I - None. For type code D - Either of the following:

- Enter CANCEL to have the system cancel the job.
- Determine the current size of the partition via the MAP command and reenter the EXEC statement with a smaller value in the SIZE operand, or increase the size of the partition.

---

**1S70D INVALID FILE NAME**

**Explanation:** A DLBL, TLBL or VTAPE statement with an invalid file name was entered.

**Programmer Response:** Correct the statement in question. In case of a VTAPE statement, the problem is caused by one of the following:

- filename has more than 7 characters (for LOC=VSAM)
- filename contains characters other than A-Z, 0-9, @, \$, and # (for LOC=VSAM)
- the first character must be non-numeric (for LOC=VSAM)
- the first three characters must not be SYS (for LOC=VSAM)
- filename is not enclosed in quotes
- character following the trailing quote is neither comma nor blank

**Operator Response:** Either of the following:

- Press END/ENTER: this causes the system to ignore the preceding DLBL/TLBL statement and continue processing.
- Correct the DLBL/TLBL statement, press END/ENTER and continue processing. Enter CANCEL to have the system cancel the job. Report the message to your programmer.

---

**1S71D STOP REJECTED. SYSTEM LABELS ARE UPDATED**

**Explanation:** The job control received a STOP command for the background partition while the system was updating system standard label-information records (option STDLABEL).

**System Action:** The system waits for an operator response.

**Programmer Response:** None.

**Operator Response:** Enter option USRLABEL to close the system label updating and then enter STOP again or press END/ENTER to ignore the preceding STOP command and to continue processing.

---

**1S72D IDENTIFICATION FAILED - NO JOB ACTIVE**

**Explanation:** An ID statement was entered without an immediately preceding JOB statement.

**System Action:** The system rejects the ID statement and waits for an operator response.

**Programmer Response:** None.

**Operator Response:** Either of the following:

- Enter a JOB statement and respecify the rejected ID statement.
- Enter CANCEL to have the system cancel the job.

Report the message to your programmer.

---

**1S73t IDENTIFICATION FAILED - INVALID (PASSWORD|USERID)**

**Explanation:** The current job contains an ID statement, and either the user ID or the password defined for the user ID conflicts with the user profile definitions in the Control file or DTSECTAB.

Invalid password means: password is not authorized, expired or invalid.

Invalid userid means: user is not defined or userid is revoked.

**System Action:** For type code I - The job is cancelled. For type code D - The system waits for an operator response.

**Programmer Response:** Check if you can remove the ID statement from the jobstream. You could remove the ID statement from the jobstream if, for example, the job is submitted via IUI/ICCF, because the information about the user is automatically passed on with the job by the system.

If the job was cancelled and the ID statement is required, rerun the job with the correct password and user ID specified in the ID statement. Otherwise, remove the ID statement and resubmit the job.

**Operator Response:** For type code I - None. For type code D - Either of the following:

- If possible, key in an ID statement with the correct password and user ID and have the job continue.
- Hit ENTER to let the job continue without user information.
- Enter CANCEL to have the system cancel the job.

---

**1S74I INSUFFICIENT VIRTUAL STORAGE TO PERFORM OPEN ACCESS CONTROL VALIDATION**

**Explanation:** A GETVIS request to obtain working storage for access-control validation failed. This may occur when, in a system with the access-control function active:

- A file or a library is about to be opened.
- An ASSGN or EXEC statement is being processed.

**System Action:** The system cancels the job.

**Programmer Response:** One of the following:

- Rerun the job with a smaller value specified in the SIZE operand of the EXEC statement.
- Rerun the job in a larger partition.

Either method makes more partition-GETVIS space available to the program.

**Operator Response:** None.

---

**1S75I JC PRTY COMMAND REJECTED - ONLY ALLOWED DURING BG ASI**

**Explanation:** The job control PRTY command with operands can be used only in the background partition during system start-up in a job control ASI procedure.

**System Action:** The command is ignored and processing continues.

**Programmer Response:** Remove the statement.

**Operator Response:** Tell the programmer that the error occurred.

---

**1S76I**      **JC MSECS COMMAND REJECTED. ASI NOT ACTIVE**

**Explanation:** The job control MSECS command can be used only within a job control ASI procedure during system start-up.

**System Action:** Processing continues.

**Programmer Response:** Remove the statement.

**Operator Response:** None.

---

**1S77I**      **OPERAND *number* OF MSECS COMMAND MISSING OR INVALID**

**Explanation:** An MSECS command used within a job control ASI procedure must specify a time value in number of milliseconds. You can specify any value from 100 to 10000.

**System Action:** For type code I - The job is cancelled. For type code D - The system waits for an operator response.

**Programmer Response:** None.

**Operator Response:** Either of the following:

- Enter an MSECS command with a valid value specified as operand.
  - Press END/ENTER; this causes the system to ignore the command and to continue processing. Report the message to your programmer.
- 

**1S78I**      **JOB TERMINATED (ABNORMALLY | DUE TO *reason*)**

**Explanation:** The job ended either abnormally or for one of the reasons given. When "DUE TO" is specified, the reasons can be:

```
'GOTO $EOJ'
RETURN CODE
CANCEL COMMAND
PROGRAM ABEND
```

**System Action:** A skip to end-of-job condition occurred, and end-of-job was processed.

**Programmer Response:** If necessary, correct the JCL according to the message reason. If "ABNORMALLY" was specified, refer to the previous messages.

**Operator Response:** None.

---

**1S79D**      **SYSLST HAS BEEN UNASSIGNED DUE TO I/O ERROR**

**Explanation:** An unrecoverable I/O error occurred on the device to which syslst is assigned.

**System Action:** The system waits for an operator response.

**Operator Response:** Reassign syslst to an operational printer.

---

**1S8nt**      **INVALID SYNTAX IN ID STATEMENT**

**Explanation:** For an explanation of n in the message identifier, see "Field Count for Error-Field Indications" on page 77. An operand of the ID statement is either missing or incorrect.

**System Action:** For type code I - The job is cancelled. For type code D - The system waits for an operator response.

**Programmer Response:** If the job was cancelled, rerun the job after having verified and corrected your specifications in the ID statement.

**Operator Response:** For type code I - None. For type code D - Either of the following:

- Reenter the ID statement with correct user-ID and password specified.
- Enter CANCEL to have the system cancel the job.

Report the message to your programmer.

---

**1S9nD**      **STATEMENT TOO LONG**

**Explanation:** For an explanation of n in the message identifier, see "Field Count for Error-Field Indications" on page 77.

The statement line being processed is longer than 100 characters. Possibly a closing apostrophe is missing, and the statement includes continuation lines or symbolic parameters or both.

**System Action:** The system waits for an operator response.

**Programmer Response:** If the job is cancelled, rerun it after you have corrected the rejected statement.

**Operator Response:** One of the following:

- Resubmit the corrected statement.
  - Press END/ENTER; this causes the system to ignore the command and to continue processing.
  - Enter CANCEL to have the system cancel the job. Report the message to your programmer.
- 

**1SA0t**      **COMMAND NOT ALLOWED, INSUFFICIENT AUTHORITY**

**Explanation:** One of the following occurred:

- A job control command requiring master authority was entered from a user console.
- A job control command requiring master authority was entered through SYSRDR in a system with access control checking active (secured system), and the preceding ID command or statement did not identify a user with administrator or master console authorization.

**System Action:** The command is ignored.

**Programmer Response:** Provide an ID statement identifying a user with administrator or master console authorization.

**Operator Response:**

- For type code I - None.
  - For type code D - Either of the following:
    - Press END/ENTER: this causes the system to ignore the preceding job control command.
    - Enter CANCEL to have the system cancel the job. Report the message to your programmer.
- 

**1T10I**      **SYSTEM DIRECTORY LIST IS FULL [- LAST PHASE *phasename*]**

**Explanation:** An SDL full condition was detected during SET SDL processing. A "last accepted" phase name is printed only if at least one phase name has been added to the system directory list.

**System Action:** Depending on the attribute specified together with the phase name:

**Attribute INACT:**

All phase names are inactivated.

**Attributes other than INACT:**

All phase names submitted after the one displayed in the message are ignored. The displayed phase name and all preceding phase names are added to the system directory list. If no phase name is displayed in the message then all phase names are ignored.

**Programmer Response:** None immediately. If a phase is to be executed and its name is not in the directory list, the system loads that phase from the applicable sublibrary.

Consider changing the affected ASI IPL procedure to have more space allocated for use by the system directory list. You do this by specifying a higher value in SDL=nnn of the SVA command.



**Operator Response:** None.

---

**1T1nD**      **PROTECTED LIBRARY IN CHAIN -**  
*library-name*

**Explanation:** For an explanation of n in the message identifier, see “Field Count for Error-Field Indications” on page 77. A SET SDL command was given, but the search chain defined for library members of type PHASE includes a sublibrary which is secured by the access control function. For a SET SDL to be processed successfully, all sublibraries in the chain must be unsecured.

**System Action:** Processing of the SET SDL command is rejected, and the system waits for an operator response.

**Programmer Response:** Provide a new LIBDEF statement with a correct search chain specified in the statement. Resubmit the SET SDL request.

**Operator Response:** Either of the following:

- Press END/ENTER; this causes the system to ignore the command and to continue processing.
- Enter a new LIBDEF statement with the definition for the affected sublibrary corrected.

Report the message to your programmer.

---

**1T20I**      **SYSxxx HAS BEEN ASSIGNED TO** *devaddr*  
**[AS ALTERNATE] (PERM | TEMP)**

**Explanation:** In the message, *devaddr* = device address (one of: X'cuu', UA, IGN). The message informs that the system assigned a logical unit as indicated.

- PERM - the assignment was permanent
- TEMP - the assignment was temporary

**System Action:** Processing continues.

**Programmer Response:** None.

**Operator Response:** None.

---

**1T40D**      **MOUNT REQUEST CANCELLED. GIVE**  
**NEW ASSIGNMENT OR ENTER NEXT**  
**COMMAND**

**Explanation:** One of the following has occurred:

- The operator entered the NEWVOL command with the IGNORE option in response to a mount request (1T50A or 1T60A), or
- The cuu specified in the preceding mount request (1T50A or 1T60A), was set down by an OFFLINE Attention Routine command or a DVCDN command in another partition while awaiting the NEWVOL command.

**System Action:** The system waits for an operator response.

**Programmer Response:** None.

**Operator Response:** Give a new assignment, cancel the job, or enter any other valid command.

---

**1T50A**      **MOUNT** *volume-id* **ON** X'cuu'

**Explanation:** Either of the following:

1. No device of the required type currently contains the volume with the displayed identifier.
2. The requested volume is mounted on a device already assigned by this or another partition, and a generic ASSGN was given without SHR being specified.

**System Action:** The system waits for an operator response.

**Programmer Response:** None.

**Operator Response:** For cause 1 -

1. Mount the requested volume on the device indicated in the message.
2. Ready the device.

3. Reply with the NEWVOL attention command, specifying the applicable partition-ID if the command refers to a device assigned to a foreground partition.

If the mount request cannot be satisfied, enter the NEWVOL command with IGNORE specified. For cause 2 - Reenter the assignment with SHR specified.

---

**1T60A**      **WRONG VOLUME, MOUNT** *volume-id*

**Explanation:** The operator mounted a volume in response to message 1T50A. However, that volume's identifier does not match the volume identifier displayed in message 1T50A.

**System Action:** The system waits for an operator response.

**Programmer Response:** None.

**Operator Response:** On the applicable device, mount the volume with the identifier displayed by message 1T50A; follow the procedure given above for message 1T50A.

---

**1T70A**      **NEED FILE PROTECT RING.** *SYSxxx=X'cuu'*

**Explanation:** A system output file was assigned to a tape unit, but the volume mounted on that unit has no file-protect ring.

**System Action:** The system waits for an operator response.

**Programmer Response:** None.

**Operator Response:** Either of the following:

- Place a file-protect ring in the affected tape volume, remount the volume, and ready the device again.
- Enter IGNORE to have the system continue processing.

---

**1T71t**      **OS390 OPERAND NOT VALID FOR THIS**  
**ENVIRONMENT**

**Explanation:** An EXEC statement or command with the OS390 operand was given in a partition with one of the following properties:

- The partition had been allocated with ALLOC space\_id.
- The partition had been allocated with ALLOC R.
- The partition had been allocated with ALLOC S.

You can verify this by means of the MAP command. The OS390 operand must not be specified in partitions showing an asterisk between the SPACE and the AREA column of the MAP command's display.

**System Action:**

- For type code I — the job is cancelled.
- For type code D — The system waits for an operator response.

**Operator Response:**

- For type code I — none.
- For type code D — Either of the following:
  - Press END/ENTER: this causes the system to ignore the preceding EXEC command or statement.
  - Enter CANCEL to have the system cancel the job. Report the message to your programmer.

**Programmer Response:** If the job is cancelled, rerun it in a partition with single-partition allocation. For information on the ALLOC command, see *z/VSE System Control Statements* manual.

---

**1T80I**      *xxx name* CANCELLED DUE TO PREVIOUS  
COMPILE OR LINK ERRORS

---

**Explanation:** For an explanation of *xxx* and name, see Table 2 on page 47. The illustration includes additional problem-related information. A compiler was called via a job control EXEC statement with GO specified. Errors were detected during the compile run or the subsequent link step.

**System Action:** The job is cancelled.

**Programmer Response:** Correct the source program or the linkage-editor control statements as required. Then rerun the job.

**Operator Response:** None.

---

**1U00t**      PARTITION GETVIS SPACE EXHAUSTED

---

**Explanation:** Job Control required GETVIS space and could not obtain it.

**System Action:**

- For type code I - The job is cancelled.
- For type code D - The system waits for an operator response.

**Programmer Response:** Check virtual storage allocation.

**Operator Response:**

- For type code I - None.
- For type code D - Either of the following:
  - Press END/ENTER: this causes the system to ignore the preceding statement.
  - Allocate more virtual storage to the partition.
  - Rerun the job in a larger partition.
  - Enter CANCEL to have the system cancel the job. Report the message to your programmer.

---

**1U1nD**      INVALID STATEMENT - *erroneous-operand*

---

**Explanation:** For an explanation of *n* in the message identifier, see “Field Count for Error-Field Indications” on page 77. The displayed operand of the currently processed STDOPT statement is in error.

**System Action:** Processing of the STDOPT statement ends. Any operands of the statement already processed are accepted. The system waits for an operator response.

**Programmer Response:** If the message occurred while the system was processing an ASI JCL procedure, correct this procedure to avoid the message during system start-up in the future.

**Operator Response:** Either of the following:

- Enter a STDOPT statement which correctly specifies any options not yet accepted by the system but required for processing.
- Press END/ENTER to have the system continue processing.

Report the message to your programmer.

---

**1U3nD**      INVALID RANGE - *nnnn*

---

**Explanation:** In the currently processed command or statement, the displayed field (*nnnn*) either:

- Does not contain data of type numeric or hexadecimal, or
- Is not within the required range.

**System Action:** The system waits for an operator response.

**Programmer Response:** If the message occurred while the system was processing an ASI JCL procedure, correct this procedure to avoid the message during system start-up in the future.

**Operator Response:** Either of the following:

- Reenter the command with the correct data type.

- Press END/ENTER; this causes the system to ignore the preceding statement and to continue processing.

Report the message to your programmer.

---

**1U40t**      PROGRAM SPECIFIED IN SIZE  
PARAMETER NOT FOUND.

---

**Explanation:** The phase whose name is specified in the SIZE operand of the EXEC statement (or command) is not cataloged in any of the defined sublibraries.

**System Action:** For type code I - The job is cancelled. For type code A - The system waits for an operator response.

**Programmer Response:** If the job was cancelled, check the specified phase name for a possible typing error and verify that the correct volume was mounted; make corrections as required and rerun the job.

If there is no such error, check the output of your latest LIBDIR run for the affected sublibraries to see whether the program is cataloged in one of them.

Correct the definition of your sublibrary search chain or catalog the program, whichever applies. Rerun the job.

**Operator Response:** For type code I - None. For type code D - One of the following:

- Press END/ENTER to have the system continue processing.
- Verify that the correct volumes are mounted and that the phase name in the SIZE operand of the EXEC statement or command is correct; mount the proper volumes, if necessary, or reenter the EXEC statement (or command).
- **However:** do not exchange the system residence volume without approval by your programmer.
- Reply CANCEL to have the system cancel the job; perform a LISTDIR run for the sublibraries defined as accessible and hold the output of this run available on demand. Report the message to your programmer.

---

**1U5nt**      PROGRAM NOT FOUND

---

**Explanation:** For an explanation of *n* in the message identifier, see “Field Count for Error-Field Indications” on page 77. None of the sublibraries defined for access contains the phase whose name is specified in the EXEC statement or command.

**System Action:** For type code I - The job is cancelled. For type code A - The system waits for an operator response.

**Programmer Response:** If the job was cancelled, check the specified phase name for a possible typing error and verify that the correct volume was mounted; make corrections as required and rerun the job.

If there is no such error, check the output of LIBR SEARCH pgmname.PHASE LIB=\* to find out whether the program is cataloged in one or more sublibrary. Correct your sublibrary search-order chain or catalog the program, whichever applies; and rerun the job.

**Operator Response:** For type code I - None. For type code A - One of the following:

- Verify that the correct volumes are mounted and that the phase name in the EXEC statement or command is correct; mount the proper volumes, if necessary, or reenter the EXEC statement (or command); **However:** do not exchange the system residence volume without approval by your programmer. If the name of the affected program is LNKEDT, you have to reenter all statements starting with // OPTION.

- Reply CANCEL to have the system cancel the job; perform a LISTDIR run for the affected sublibraries; hold the output of this LISTDIR run available on demand. Report the message to your programmer.
- Press END/ENTER to have the system continue processing.

**1U6nt PHASE NAME MISSING**

**Explanation:** For an explanation of n in the message identifier see "Field Count for Error-Field Indications" on page 77. An EXEC command with the PGM keyword was issued, but no phase name of the program to be executed was specified.

**System Action:**

- For type code I - The job is cancelled.
- For type code D - The system waits for an operator response.

**Programmer Response:** If the job is cancelled correct the EXEC statement, that is, supply a proper phase name for the PGM operand, and rerun the job.

**Operator Response:**

- For type code I - None.
- For type code D - Either of the following:
  - Press END/ENTER: this causes the system to ignore the preceding EXEC statement.
  - Correct the EXEC statement, that is, supply a proper phase name for the PGM operand, press END/ENTER and continue processing.
  - Enter CANCEL to have the system cancel the job. Report the message to your programmer.

**1U70A NO ACCESS AUTHORITY TO PROGRAM**

**Explanation:** The user is not authorized to load this program.

**System Action:** The job is cancelled.

**Programmer Response:** The ID statement may be missing; otherwise ask your system administrator for authorization.

**Operator Response:** None.

**1U71I ID STATEMENT IGNORED FOR SYSTEM WITH SEC=NO**

**Explanation:** An ID statement is not required for a system with no security.

**System Action:** Processing continues.

**Programmer Response:** If the job is always running in a system with SEC=NO, remove the // ID statement from the job.

**Operator Response:** None.

**1U72I PHASE NAME *phase* NOT FOUND, INVALID OR DUPLICATE. EXIT IGNORED**

**Explanation:** For one of the following reasons the JCL user exit routine(s) will be ignored:

- the displayed phase was not found in the SVA-24
- a phase name in the table \$JOBEXIT is not in the SVA-24, invalid or specified twice
- the displayed phase was link-edited with a MODE statement other than MODE AMODE(24),RMODE(24)

**System Action:** The system does not invoke any JCL user exit routine.

**Programmer Response:** Check the phase's MODE statement and load the requested phase into the SVA-24. Correct the phase names in \$JOBEXIT.

**Operator Response:** Notify your system programmer.

**1U73D THE JCL USER EXIT ROUTINE/TABLE \$JOBEX<sub>xx</sub> IS INVALID OR NOT IN THE SVA**

**Explanation:** In an JCLEXIT command the user specified a routine or table name which is not valid or not loaded into the SVA-24.

**System Action:** The system waits for another JOB control command on SYSLOG.

**Programmer Response:** None.

**Operator Response:** Enter a JCLEXIT command with a valid table or routine name, or any other JCL command.

**1U75D COMMAND IS NOT PROCESSED. ATTENTION ROUTINE IS ACTIVE.**

**Explanation:** JCL tried, without success, to pass a command to the ATTENTION routine. The ATTENTION routine was busy and therefore did not accept it.

**System Action:** The background partition waits for the next JCL/AR command to be entered in the BG partition on SYSLOG.

**Programmer Response:** None.

**Operator Response:** Check why the ATTENTION routine was busy and as soon as the ATTENTION routine is available re-enter the JCL command, either in the BG partition or directly as an ATTENTION command.

**1U76I PHASE NAME IDENTIFIER STATE**

**Explanation:** A JCLEXIT command without any operand was read by JCL. In response a table with the name, identifier and state of every JCL exit routine is listed on SYSLOG.

**System Action:** None.

**Programmer Response:** None.

**Operator Response:** None.

**1U80t SETPFIX NOT SUCCESSFUL**

**Explanation:** The SETPFIX statement was not successful for one of the reasons shown in the preceding message(s).

**System Action:** No PFIX limit is changed.

For type code I - The job is cancelled.

For type code D - The system waits for the next command/statement.

**Programmer Response:** If the job was cancelled, rerun it either

- with (a) smaller PFIX limit(s), or
- after other jobs have terminated and reset their PFIX limits.

**Operator Response:**

For type code I - None.

For type code D - One of the following:

- Press END/ENTER to ignore the SETPFIX statement and to continue processing if you are sure that the job runs without PFIX limits set.
- If SETPFIX failed because a PFIX area was exhausted, wait until other jobs have terminated and the available PFIX area is large enough to accept the new SETPFIX limits (use MAP REAL to find out how many page frames are available), and submit the SETPFIX statement again.
- Enter CANCEL to have the system cancel the job. Report the message to your programmer.

**1U81I      SETPFIX LIMIT {BELOW|ABOVE} - error**

**Explanation:** The SETPFIX statement specifies a limit for PFIX requests below 16MB (BELOW) or above 16MB (ABOVE), which cannot be accepted by the system. The reason is shown in *error*:

**CONFLICT WITH ALLOC R**

SETPFIX BELOW is not allowed in static partitions which have already allocated real storage with ALLOC R.

**LIMIT TOO HIGH**

The specified value exceeds the amount of available page frames.

**System Action:** The PFIX limit is not changed. Message 1U81I is followed either by another message 1U81I or by message 1U80t.

**Programmer Response:** None.

**Operator Response:** Check the output of the MAP REAL command, especially the output line *AVAILABLE FOR SETPFIX*:. When running under VM also check the output of the \* CP QUERY VIRTUAL STORAGE command.

**1U82I      SETPFIX LIMIT(S) GREATER THAN VIRTUAL PARTITION SIZE**

**Explanation:** With the current SETPFIX statement the amount of real storage allocated to the partition would exceed the virtual size of the partition. Please note that real storage may have already been allocated in a preceding ALLOC R command, or in a preceding SETPFIX statement.

**System Action:** The PFIX limit is not changed. Message 1U82I is followed by message 1U80t.

**Programmer Response:** None.

**Operator Response:** None.

**1UV1t      *cuu* NOT OF DEVICE TYPE FBAV**

**Explanation:** The VDISK command can be used only for those *cuu* which have been added with the device type FBAV using the ADD IPL command.

**System Action:**

For type code I - the job is cancelled.

For type code D - the system waits for an operator response.

**Programmer Response:** None.

**Operator Response:**

For type code I - none.

For type code D - enter the VDISK command using a *cuu* which has been added by the ADD command with device type FBAV.

**1UV2t      VALUE OF BLKS FOR VIRTUAL DISK [*cuu*] TOO SMALL**

**Explanation:** The VDISK command has been used and the value for BLKS is smaller than the sum of the number of internally used blocks (2) and the number of blocks used for the VTOC. Note that the specified value for the VTOC operand is rounded up to the next multiple of eight.

**System Action:**

For type code I - the job is cancelled.

For type code D - the system waits for an operator response.

**Programmer Response:** None.

**Operator Response:**

For type code I - none.

For type code D - enter the VDISK command using a meaningful value for the BLKS operand.

**1UV3t      VIRTUAL DISK *cuu* DOES NOT EXIST**

**Explanation:** In the VDISK command a BLKS value of 0 is specified, but no Virtual Disk is defined for this *cuu*.

**System Action:**

For type code I - the job is cancelled.

For type code D - the system waits for an operator response.

**Programmer Response:** None.

**Operator Response:**

For type code I - none.

For type code D - enter the VDISK command using a correct value for *cuu*.

**1UV4t      INVALID DEVICE STATUS FOR *cuu***

**Explanation:** This message occurs if the physical unit specified in the previous statement or command was not set down by the DVCDN command.

**System Action:**

For type code I - the job is cancelled.

For type code D - the system waits for an operator response.

**Programmer Response:** None.

**Operator Response:**

For type code I - none.

For type code D - issue the DVCDN command. Re-enter the statement or command in error.

**1UV5t      DEFINING OF VIRTUAL DISK *cuu* FAILED, RC=*nnnn***

**Explanation:** A failure has been detected during the allocation of the resources need for the Virtual Disk. The reason for the failure is implied by the reason code (RC); *nnnn* may be:

RC=0001 No storage available for a Data Space.

**System Action:**

For type code I - the job is cancelled.

For type code D - the system waits for an operator response.

**Programmer Response:** None.

**Operator Response:**

For type code I - none.

For type code D - if RC=0001, do one of the following:

- Increase the amount of defined virtual storage (VSIZE value) or decrease the amount of used virtual storage.

Virtual storage is freed if, for example, the size of another Virtual Disk is set to zero, a Data Space is de-allocated, or a static or dynamic partition is de-allocated.

- Increase the amount of defined virtual storage for Data Spaces using the SYSDEF command.

**1UV6t      VIRTUAL DISK *cuu* ALREADY DEFINED**

**Explanation:** The *cuu* specified in the VDISK command has already been defined in a previous VDISK command or statement.

**System Action:**

- For type code I - the job is cancelled.

- For type code D - the system waits for an operator response.

**Programmer Response:** None.

**Operator Response:**

- For type code I - none.

- For type code D - Either of the following:



- Press END/ENTER: this causes the system to ignore the preceding VDISK command or statement.
- If you want to change the size of the virtual disk *cuu* first enter a VDISK command with BLKS=0 and then a VDISK command with the proper size.
- Re-enter the VDISK command or statement with a *cuu* different from the one displayed in the message.
- Enter CANCEL to have the system cancel the job.

---

**1UV7t            *xxxx* ONLY ALLOWED IN BG OR AS ATTENTION COMMAND**

**Explanation:** The previous command or statement, *xxxx*, has been entered in a partition other than the BG partition.

**System Action:**

- For type code I - the job is cancelled.
- For type code D - the system waits for an operator response.

**Programmer Response:** If the message occurred while the system was processing an ASI JCL, correct this procedure to avoid the message during partition startup in the future.

**Operator Response:**

- For type code I - none.
- For type code D - press END/ENTER; this causes the system to ignore the preceding statement or command, and to continue processing. Report this message to your programmer.

---

**1UV8t            DEVICE IN USE *cuu***

**Explanation:** A VDISK command was issued with a BLKS value of 0, but there are still I/O requests waiting for the specified *cuu*.

**System Action:**

- For type code I - the job is cancelled.
- For type code D - the system waits for an operator response.

**Programmer Response:** None.

**Operator Response:**

- For type code I - none.
- For type code D - reissue the VDISK command. If the message recurs several times, then cancel the *cuu*.

---

**1UV9D            LABEL AREA IS ALREADY ON VIRTUAL DISK *cuu***

**Explanation:** A VDISK command with the operand USAGE=DLA was issued, although the label area had been placed already on virtual disk *cuu* by a previous VDISK command. The VDISK command with the USAGE operand can be specified only once during ASI time. Any further attempt causes the message.

**System Action:** The system waits for an operator response.

**Programmer Response:** None

**Operator Response:** Either of the following:

- Press END/ENTER: this causes the system to ignore the preceding VDISK statement.
- Correct the VDISK statement, press END/ENTER and continue processing.

## 1Vxx=VSE/POWER Messages

### 1Vxx messages are issued at:

- Central operator station only: Messages 1V01 through 1V08, 1V11, 1V16, 1V26, 1V27, and 1V34.
- Central operator station or work station, depending on where the command was issued: Messages 1V09 and 1V10.
- Work station only: all other messages starting from 1V12.

---

#### 1V01I NO SUBTASK AVAILABLE FOR RJE,SNA

**Explanation:** The maximum number of subtasks allowed to be active at any one time has already been started. (The message should never occur.)

**System Action:** The initialization of RJE,SNA is terminated.

**System Programmer Response:** Note the lack of available subtasks.

**Operator Response:** Free a subtask for use by RJE,SNA and reissue the PSTART command. Notify your system programmer.

---

#### 1V02I VTAM OPEN FAILURE RTNCD=xxx

**Explanation:** xxx is the return code (decimal) posted in the ACB's error field (see *VTAM Programming* and *VTAM Messages and Codes*).

An attempt to open the VTAM Access Method Control Block (ACB) for the VSE/POWER application program has failed.

**System Action:** The initialization of RJE,SNA is terminated.

**System Programmer Response:** Depends on the return code posted in the ACB's error field. If the return code indicates 'ACB opened already for another session', the same application ID might have been used for both the RJE/SNA support and the PNET support. If this is the case, change one of the application IDs (the SNA operand in the POWER macro or the APPLID operand in the PNODE macro).

**Operator Response:** Report this message to your system programmer.

---

#### 1V03I ERROR ON *rplrequest* RTNCD,FDB2=xx,yy SENSE=zzzzzzzz

**Explanation:** During initialization of RJE,SNA either:

1. When both FDB2 and SENSE codes are all zeros VTAM is not yet started in any partition.
2. An error was detected when issuing a VTAM request (*rplrequest*).

**System Action:** RJE,SNA is terminated, as the cause of the error can neither be related to a specific logical unit, nor to a specific input or output processor.

**System Programmer Response:** Depends on the return code, feedback, and sense information returned by VTAM in hexadecimal notation. For an explanation of the meaning of this information, see *VTAM Programming* or *VTAM Messages and Codes*. For detailed information about RC/FDB2 refer to 'RPL Based Macro Instructions' in *z/VSE Messages and Codes, Volume 2*, for sense data refer to 'Sense Codes' in the same manual.

**Operator Response:** Depending on above explanation:

1. Initialize VTAM and restart RJE,SNA.
2. Report this message to your system programmer.

---

#### 1V04I RJE,SNA STARTED, APPLID=*power-macro-applid*

**System Action:** VSE/POWER waits for terminal operators to start a session by entering their LOGON commands.

**System Programmer Response:** None.

**Operator Response:** You may now log on to start a session with VSE/POWER RJE,SNA.

---

#### 1V05I RJE,SNA TERMINATED, APPLID=*power-macro-applid*

**Explanation:** One of the following:

1. An error condition was detected, the nature of which is explained in a previously displayed message (1V01I, 1V02I, or 1V03I).
2. The central operator entered a VSE/POWER PEND command without the FORCE parameter.
3. Either the central operator issued a VTAM HALT command to cause close down of the connection with VSE/POWER RJE/SNA, or the central operator issued a PSTOP RJE,SNA command.

**System Action:** RJE,SNA is terminated.

**System Programmer Response:** None.

**Operator Response:** None.

---

#### 1V06I UNABLE TO LOGON *luname* RC=*yy* MACRO=*mmmm*

**Explanation:** An error occurred during logon of an SNA logical unit. For an explanation, check the return code (RC), which may be one of the following:

- RC=01: GETVIS failed for LOGON WACB  
 RC=03: GETVIS failed for LOGON SUCB/LUCB  
 RC=05: GETVIS failed for LRCB  
 RC=07: VTAM is in shutdown  
 RC=10: Error on INQUIRE (VTAM request)  
 RC=11: Error in REMID or PASSWORD or LUNAME  
 RC=12: Error in BIND data  
 RC=17: Session limit (SESSLIM) value exceeded  
 RC=20: Number of concurrently active workstations allowed is exceeded  
 RC=40: Error on OPENDST  
 RC=41: Error on SESSIONC SDT

For an explanation of the "MACRO=" value, see message 1V07I.

**System Action:** The LOGON request for the SNA logical unit is rejected.

**System Programmer Response:** Investigate the cause of the error.

**Operator Response:** Report this message to your system programmer.

---

#### 1V07I ERROR ON *rplrequest* RTNCD,FDB2=xx,yy SENSE=zzzzzzzz ON *luname* MACRO=*mmmm*

**Explanation:** An error was detected when VSE/POWER attempted to issue a VTAM request (*rplrequest*) during a data transmission or a LOGON to VSE/POWER. The parts of the RPL that are displayed in hexadecimal are:

xx = RPLRTNCD  
 yy = RPLFDB2  
 zzzzzzzz = RPLSSE1, RPLSSMI, RPLESR1, RPLESR2

The last VTAM macro to be issued prior to the message by the RJE,SNA workstation is indicated by *nnnn* which takes the following values.

nnnn	Macro	Module
0001	INQUIRE	IPW\$\$LH
0002	CLSDST	IPW\$\$LH
0011	OPNDST	IPW\$\$LN
0012	SESSIONC	IPW\$\$LN
0013	CLSDST	IPW\$\$LN
0021	RECEIVE 1	IPW\$\$IB
0022	RECEIVE 2	IPW\$\$IB
0023	RECEIVE 3	IPW\$\$IB
0024	RESETR	IPW\$\$IB
0025	SEND	IPW\$\$IB
0031	SEND 1	IPW\$\$OB
0032	SEND 2	IPW\$\$OB
0033	SEND 3	IPW\$\$OB
0034	SEND 4	IPW\$\$OB
0035	SEND 5	IPW\$\$OB
0036	RECEIVE 1	IPW\$\$OB
0037	RECEIVE 2	IPW\$\$OB
0038	RESETR	IPW\$\$OB
0041	SEND 1	IPW\$\$MP
0042	SEND 2	IPW\$\$MP
0043	RECEIVE	IPW\$\$MP
0044	RESETR 1	IPW\$\$MP
0045	RESETR 2	IPW\$\$MP
0000		IPW\$\$VE

**System Action:** Depending on the type of error detected, the system performs one of the following:

- Terminates RJE,SNA.
- Terminates the session with the logical unit named in the message.
- Deactivates a terminal inbound or outbound processor.
- Terminates the LOGON processor. A session cannot be established.

**System Programmer Response:** Depends on the return code, feedback and sense information returned by VTAM. For detailed information about RTNCD/FDB2 refer to 'RPL Based Macro Instructions' in *z/VSE Messages and Codes, Volume 2*, for sense data refer to 'Sense Codes' in the same manual. If a further analysis of the error is required, refer to the *VTAM Diagnosis* manual.

**Operator Response:** Report this message to your system programmer.

---

#### 1V08I *luname* BIND PARAMETERS INVALID

**Explanation:** The 'name' operand in the LOGMODE parameter refers to an entry in a VTAM defined LOGON mode table that specifies BIND parameters conflicting with the protocol for VSE/POWER.

This message is followed by message 1V34I which displays the BIND parameters.

**System Action:** LOGON is not accepted from this terminal. The remote operator receives an unformatted system services

(USS)-defined message at the terminal's console printer.

**System Programmer Response:** Correct the LOGON mode table entry for the terminal.

**Operator Response:** Report this message to your system programmer.

---

#### 1V09I REMOTE *xxx* LOGGED ON TO *iiiiiii* ON *luname*, TIME=*hh:mm:ss date*

**Explanation:** The remote operator identified by *xxx* successfully logged on to VSE/POWER RJE,SNA. The variable *iiiiiii* is replaced by the application ID (APPLID) of the POWER macro.

**System Action:** The system is ready to start processing.

**System Programmer Response:** None.

**Operator Response:** None.

---

#### 1V10I RJE,SNA IS IN SHUTDOWN

**Explanation:**

1. Either the central operator issued a VSE/POWER PEND command without the FORCE parameter, or a VTAM HALT command, causing an orderly close down, or a PSTOP RJE,SNA,EOJ command.
2. Or the central operator issued a PSTART RJE,SNA command before the previously issued PSTOP RJE,SNA,EOJ has terminated the RJE,SNA function.

**System Action:**

1. RJE,SNA is terminated after all terminal sessions have completed.
2. The PSTART RJE,SNA command is ignored. Termination of RJE,SNA sessions continues.

**System Programmer Response:** None.

**Operator Response:**

1. None.
2. Repeat the PSTART RJE,SNA command when RJE,SNA has terminated which will be indicated by message 1V05I. You may use the PINQUIRE RJESNA command to check for still active RJE,SNA sessions.

---

#### 1V11I REMOTE *xxx* LOGGED OFF FROM *iiiiiii* ON *luname*, TIME=*hh:mm:ss date*

**Explanation:** Either of the following:

- The remote operator identified by *xxx* logged off from the work station identified by *luname*. In the message, *iiiiiii* is replaced by the application ID (APPLID) as defined in the SNA= operand of the POWER macro.
- The central operator issued a PSTOP RJE,SNA,... command.

**System Action:** VSE/POWER RJE,SNA disconnects the terminal identified by *luname* in the message text. For cause 1, message 1V12I is displayed on the console printer. For cause 2, message 1V12I is displayed on the remote operator's console printer.

**System Programmer Response:** None.

**Operator Response:** None.

---

#### 1V12I LOGOFF COMPLETED, TIME=*hh:mm:ss date*

**Explanation:** One of the following:

1. The remote operator issued either a conditional LOGOFF command or a SIGNOFF command. Message 1V11I precedes this message on the central operator's console printer.
2. The central operator issued a PSTOP RJE,SNA,*luname*,EOJ or a PSTOP RJE,SNA,EOJ command. Message 1V11I precedes the message on the console printer.

3. The central operator issued a PEND command without the FORCE parameter.

**System Action:** The system continues to process other tasks.

**System Programmer Response:** None.

**Operator Response:** None.

#### 1V13I LOGOFF FORCED, TIME=*hh:mm:ss date*

**Explanation:** Either a VSE system error, or an abnormal termination of a user JOBEXIT routine caused the session to terminate, or the central operator issued one of the following commands:

- PSTOP RJE,SNA (with or without the 'luname' parameter)
- VARY INACT,I,ID=ncpname/luname
- HALT QUICK.

**System Action:** One of the following:

*Cause 1:* VSE/POWER ends the session with the terminal identified by 'luname'.

*Cause 2:* VTAM notifies VSE/POWER that a session has been terminated.

*Cause 3:* VTAM notifies VSE/POWER that VTAM is going to be deactivated.

**System Programmer Response:** None.

**Operator Response:** None.

#### 1V14I SESSION IS IN SHUTDOWN, TIME=*hh:mm:ss*

**Explanation:** One of the following:

1. The central operator issued a VSE/POWER PEND command without the FORCE parameter, a PSTOP RJE,SNA,luname,EJO command, or a VTAM HALT command, causing an orderly close down.
2. The remote operator issued a conditional LOGOFF command or a SIGNOFF command.

**System Action:** After all processing for the logical unit has completed, the session with the logical unit is terminated and message 1V12I is displayed.

**System Programmer Response:** None.

**Operator Response:** None.

#### 1V15I NO STORAGE AVAILABLE FOR *task* where 'task' can be LST, LST1, LST2, LST3, or PUN.

**Explanation:** Insufficient storage for the list or punch task processor started by the terminal operator.

**System Action:** The list or punch processor is not activated.

**System Programmer Response:** Check the virtual storage requirements of VSE/POWER. The size of the work areas in the partition GETVIS area may be too small. Increase the storage allocation as required.

**Operator Response:** Try again to activate the list or punch processor by entering the \* .. START LST or \* .. START PUN command. If activation fails again, contact your central operator and system programmer.

#### 1V16I NO STORAGE AVAILABLE FOR *task* FOR *luname, rrr*

**Explanation:** Insufficient storage for the list or punch task named in the message. *rrr* is the terminal remote-ID.

**System Action:** The list or punch processor is not activated.

**System Programmer Response:** Check the virtual storage requirements of VSE/POWER. The size of the work areas in the partition GETVIS area may be too small. Increase the storage allocation as required.

**Operator Response:** Report this message to your system programmer.

#### 1V17A *task* SUSPENDED FOR FORMS MOUNT

**Explanation:** The task named in the message stops temporarily for one of the following reasons:

1. VSE/POWER message 1Q40A preceded this message, requesting special forms or cards (indicated by field ffff in message 1Q40A) for the output of the specified job.
2. A specified number of pages has been printed after the operator entered a SETUP command.

**System Action:** Processing continues for other VSE/POWER tasks.

**System Programmer Response:** None.

**Operator Response:** Press the ATTN key on the 377x terminal and enter one of the commands below:

To reactivate the list- or punch-writer task:

GO {LSTn|PUN}

If (further) manual alignment of the print forms is required:

SETUP LSTn[,n]

If the list- or punch-writer task is to be terminated:

STOP {LSTn|PUN}

#### 1V18A REPLY WITH RESTART ON INTERVENTION REQUIRED *task*

**Explanation:** The task mentioned in the message signaled an "intervention required" condition for one of the following:

- The console printer
- The IBM 3784 line printer
- The card punch

A numeric position readout error code was displayed. The terminal operator has not yet taken the proper action in response to this code. Refer to one of the publications listed below, whichever applies to your configuration:

*Operating Procedures Guide, IBM 3771 and 3773*

*Communication Terminals*

*Operating Procedures Guide, IBM 3774 and 3775*

*Communication Terminals*

*IBM 3776 Models 1 and 2 Communication Terminals Operating Procedures Guide*

**System Action:** The output processor is suspended.

**System Programmer Response:** None.

**Operator Response:** Press the ATTN key at the 377x terminal, then:

1. For print output: Issue a RESTART LST,n command, where n can best be substituted by the page number of the last page that was (if only partly) printed. If the n operand is omitted, output resumes from the first page.
2. For punch output: Issue a RESTART PUN,n command, where n can best be substituted by the last card that was punched. If the n operand is omitted, output resumes from the first card.

#### 1V22I INVALID *xxxxxx* COMMAND

**Explanation:** An invalid command was entered on the console keyboard, via the card reader, or via a diskette device.

**System Action:** The command is ignored.

**System Programmer Response:** None.

**Operator Response:** Enter the correct VSE/POWER command.



**1V23I**      *xxxxxxx* OUT OF SEQUENCE

**Explanation:** An invalid terminal command has been entered.

*xxxxxxx* can be one of the following:

- A START command was entered to start a task that had already been started by a previous START command.
- A STOP command was entered to stop a task that had already been deactivated or that had not been activated yet.
- A SETUP or GO command was entered without the operator being prompted to do so.
- A RESTART command was expected but not entered.

**System Action:** The command is ignored.

**System Programmer Response:** None.

**Operator Response:** None.

**1V24I**      *task* TERMINATED, REASON=*xxxx* FOR  
*luname*

**Explanation:** The task named in the message is terminated for the reason indicated by REASON=*xxxx*. This reason can be one of the following:

- 'task' = PUN or LSTn:

A negative response was received on a request from VSE/POWER to the terminal. The error is serious enough for VSE/POWER to stop the task. If REASON=0000, the task was stopped due to either

- an abnormal termination of a user OUTEXIT, or
- a STOP return code by a user OUTEXIT, or
- one of the following commands been entered:
  - PSTOP RJE,SNA,...
  - \* .. STOP LSTn
  - \* .. STOP PUN

If message 1V30I was issued too, the output task was stopped by VSE/POWER.

- 'task' = RDR or RXM:

An error was detected when the work station sent a request unit. The error caused VSE/POWER to stop the task. If REASON=0000, the task was stopped because either:

- There is an internal VSE/POWER reason such as a permanent disk I/O error, or
- The central operator issued a PSTOP RJE,SNA,... command.
- VSE/POWER has received a character coded logoff and the task has no outstanding RPL request. No sense information can be provided.

- 'task' = CON1:

An error was detected associated with the type of request sent by the workstation. A console message was received while another logical unit console task was still active. Only one console task is allowed.

**System Action:** The input processor ('task' = RDR) or output processor ('task' = LSTn or PUN) is stopped. Data integrity is maintained by re-queuing the job for output or by discarding a partially processed input job.

**System Programmer Response:** If the problem occurs frequently, refer to the *VTAM Programming*. For further error analysis, refer to the *VTAM Diagnosis*.

**Operator Response:** If the message occurs frequently, tell your system programmer. (An impacted input job is discarded and must be read in again. The impacted output job, however, is re-queued so that it can be executed again.)

**1V25I**      EOJ ADDED FOR *jobname jobnumber*

**Explanation:** A reader task was started and the last record read from the file was neither an \* \$\$ EOJ nor a /& job delimiter statement.

**System Action:** The missing job delimiter is added to the VSE/POWER job that has been read, and the job itself is placed in the hold state.

**Programmer Response:** To avoid this message, have all SYSIN files that are to be spooled by VSE/POWER end with a /& statement (if JECL is not used) or an \* \$\$ EOJ statement (if JECL is used).

**Operator Response:** To take the job out of the hold state, issue the RELEASE command and make it available for processing. If the job should be removed from the reader queue, issue the DELETE command. Inform your programmer.

**1V26I**      INVALID REMOTE-ID, PASSWORD OR  
LUNAME, RC=*yy*

**Explanation:** A remote terminal operator of an SNA logical unit attempted to log on either with an invalid remote-ID or password, or with a remote-ID which is not allowed for this logical unit. The return code *yy* can be one of the following:

- 30      Invalid remote-ID
- 31      Invalid password
- 32      Invalid logical unit (LUNAME) for this remote-ID

**System Action:** The LOGON request from the SNA logical unit is not accepted.

**System Programmer Response:** None.

**Operator Response:**

- For the central operator: If the message occurs frequently, inform your system programmer.
- For the remote operator: Try to log on again.

**1V27I**      REMID=*remid* EXCEEDS SESSLIM

**Explanation:** A LOGON request was attempted from an SNA logical unit, whereby the number of logical units (LUs) exceeds the number of LUs specified in the PRMT macro entry for this remote-ID.

**System Action:** The LOGON request is rejected for the SNA logical unit.

**System Programmer Response:** Consider re-generation of VSE/POWER with a PRMT entry and a SESSLIM parameter that answers the work station request.

**Operator Response:** Inform your system programmer.

**1V28I**      JOB *jobname jobnumber* GETVIS FOR COCB  
FAILED

**Explanation:** A GETVIS error occurred that did not allow a compaction table control block (COCB) to be generated.

**System Action:** Outbound processing is stopped, and the job is left in the queue.

**System Programmer Response:** None.

**Operator Response:** Two possibilities are given:

- Stop the VSE/POWER partition and allocate a larger virtual area.
- Retransmit the job later when usage of the SNA work areas in the GETVIS area has declined.

**1V29I**      JOB *jobname jobnumber* GETVIS FOR  
COMPACTION TABLE FAILED

**Explanation:** An attempt to store a compaction table in the GETVIS area failed.

**System Action:** Outbound processing is stopped, and the job is left in the queue.

**System Programmer Response:** Consider increasing the VSE/POWER partition GETVIS area.

**Operator Response:** One of the following:

- Stop the VSE/POWER partition and allocate a larger virtual area.
- Retransmit the job later when usage of the SNA work areas in the GETVIS area has declined.
- Retransmit the job without compaction by changing the job characteristics with the ALTER command.
- Inform your system programmer.

#### 1V30I JOB *jobname jobnumber* COMPACTION TABLE NOT FOUND

**Explanation:** An \* \$\$ LST JECL statement or ALTER command specified a compaction table that was not generated previously using the PCPTAB macro; or a default compaction name was specified in the PRMT macro, but the phase was not found in the library.

**System Action:** Outbound processing is stopped, and the job is left in the queue.

**System Programmer Response:** Change the JECL statement to specify a different compaction table or no compaction, and resubmit the job.

**Operator Response:** Report this message to your system programmer.

#### 1V31I JOB *jobname jobnumber* NO SPACE AVAILABLE IN COMPACTION POOL

**Explanation:** The maximum allowed number of tables is loaded and currently in use.

**System Action:** The outbound processing is stopped and the job is left in the queue.

**System Programmer Response:** None.

**Operator Response:** One of the following:

- Retransmit the job later when usage of compaction tables has declined.
- Retransmit the job without compaction.

#### 1V32I JOB *jobname jobnumber* INVALID COMPACTION TABLE

**Explanation:** An \* \$\$ LST JECL statement or an ALTER command specifies a phase in the library that is not a compaction table.

## 1Yxx=Common JCL/Attention Routine Messages

#### 1Y01t VALUE OFF LIMITS: *xxx*

**Explanation:** The value(s) specified for the key word(s) *xxx* is (are) not within the limits requested by the system. For values of SYSDEF parameters, see the *z/VSE System Control Statements* manual.

**System Action:**

For type code I -

- If the message was issued from the Attention Routine, then the command is ignored.
- If the message was issued from Job Control, then the job is cancelled.

For type code D - the system waits for an operator response.

**Programmer Response:** If the error message was caused by a JCL command or statement, then correct the job or procedure to avoid this problem in the future.

**Operator Response:**

For type code I -

**System Action:** The outbound processing is stopped and the job is left in the queue.

**Programmer Response:** Change the JECL statement to specify a valid compaction table or no compaction. Inform the operator whether to use a new name or no compaction for the job currently in the queue.

**Operator Response:** Report this message to your programmer, or alter the compaction table specification of the job and retransmit the job.

#### 1V33I REMOTE *remid* OUTPUT FOR NONWRITER WORKSTATION

**Explanation:** Print or punch output is routed to an SNA work station remote-ID, or an output task was started for a work station where outbound output is not allowed according to the definition of the BIND parameters.

**System Action:** No output is transmitted, and the output remains in the queue.

**Programmer Response:** None.

**Operator Response:** Log on using the name of another LOGMODE table that allows list and/or punch output.

#### 1V34I (*display of BIND parameters*)

**Explanation:** The BIND parameters are invalid for one of the following reasons:

- The terminal operator attempted to log on with an invalid LOGMODE table specification.
- The specified LOGMODE table was generated incorrectly.

**System Action:** The LOGON request is rejected.

**System Programmer Response:** If a valid LOGMODE table name was specified, check LOGMODE table for errors.

**Operator Response:** Check the LOGMODE table name in the LOGON command. If incorrect, retry LOGON with the correct specification. If correct, notify your system programmer.

- If the message was issued from the Attention Routine you may resubmit the corrected statement.
- If the message was issued from Job Control - no response.

For type code D - do one of the following:

- Resubmit the corrected statement.
- Press END/ENTER to cause the system to ignore the statement and to continue processing.
- Enter CANCEL to have the system cancel the job. Report the message to your programmer.

#### 1Y02I INVALID CLASS

**Explanation:** An invalid class parameter was specified for the CLASS operand. Only alphabetic characters except A,B,F are valid.

**System Action:** The command is ignored.

**Programmer Response:** None.

**Operator Response:** None.

---

**1Y05t FOLLOWING PARAMETER(S) MISSING:  
xxxx**

**Explanation:** One or more mandatory parameters were not specified in the statement/command. xxxx stands for the keyword(s) of the missing parameter(s).

**System Action:**

- For type code I -
  - If the message was issued from the Attention Routine, then the command is ignored.
  - If the message was issued from Job Control, then the job is cancelled.
- For type code D - the system waits for an operator response.

**Programmer Response:** If the error message was caused by a JCL command or statement, then correct the job or procedure to avoid this problem in the future.

**Operator Response:**

- For type code I -
  - If the message was issued from the Attention Routine you may resubmit the corrected statement.
  - If the message was issued from Job Control - no response.
- For type code D, do one of the following:
  - Resubmit the corrected statement.
  - Press END/ENTER to cause the system to ignore the statement and to continue processing.
  - Enter CANCEL to have the system cancel the job. Report the message to your programmer.

---

**1Y07t ASI NOT ACTIVE: USAGE PARAMETER NOT ALLOWED**

**Explanation:** A VDISK command with the operand USAGE=DLA was issued, which is only accepted during ASI (Automated System Initialization) time.

**System Action:**

- For type code I - The job is cancelled.
- For type code D - The system waits for an operator response.

**Programmer Response:** If the job is cancelled, correct or remove the VDISK statement and rerun the job. Note that VDISK with the USAGE operand is only allowed during ASI time and when no other partitions than BG have been started yet.

**Operator Response:**

- For type code I - None.
- For type code D - Either of the following:
  - Press END/ENTER: this causes the system to ignore the preceding VDISK statement.
  - Correct the VDISK statement, press END/ENTER and continue processing.
  - Enter CANCEL to have the system cancel the job. Report the message to your programmer.

---

**1Y08t PARTITIONS STARTED: USAGE PARAMETER NOT ALLOWED ANY MORE**

**Explanation:** A VDISK command with the operand USAGE=DLA was issued during ASI (Automated System Initialization) time, which is not accepted, when other partitions than BG have already been started by means of the START command.

**System Action:**

- For type code I - The job is cancelled.
- For type code D - The system waits for an operator response.

**Programmer Response:** If the job is cancelled, correct or

remove the VDISK statement and rerun the job. Note that VDISK with the USAGE operand is only allowed during ASI time and when no other partitions than BG have been started yet.

**Operator Response:**

- For type code I - None.
- For type code D - Either of the following:
  - Press END/ENTER: this causes the system to ignore the preceding VDISK statement.
  - Correct the VDISK statement, press END/ENTER and continue processing.
  - Enter CANCEL to have the system cancel the job. Report the message to your programmer.

---

**1Y09t FOLLOWING VOLUME(S) NOT IN LIBRARY: volid1[,volid2,...]**

**Explanation:** The preceding command or statement has specified tape volume-id(s) that was (were) not found in the specified IBM 3494 library (or in the default library if nothing else was defined). Please note, that only up to 8 missing volume-ids are shown in the message.

**System Action:**

- For type code I:
  - If issued from Attention Routine - None
  - If issued from Job Control - The job is cancelled
- For type code D - The system waits for an operator response

**Programmer Response:** If the job is cancelled correct the command or statement and rerun the job.

**Operator Response:**

- For type code I - None.
- For type code D - Either of the following:
  - Press END/ENTER: this causes the system to ignore the preceding command or statement.
  - Correct the command/statement, press END/ENTER and continue processing.
  - Enter CANCEL to have the system cancel the job.

Report the message to your programmer.

---

**1Y0At FOLLOWING VOLUME(S) ON WRONG MEDIA: xxxxxx<.....>**

**Explanation:** A LIBSERV MOUNT was given and the specified volume(s) cannot be processed by the tape device defined or chosen for this command. (3490 volumes cannot be mounted on 3590 tape units and vice versa.)

**System Action:**

- For type code I - The job is cancelled.
- For type code D - The system waits for an operator response.

**Programmer Response:** Correct the job by specifying the correct vol-id(s) in the LIBSERV MOUNT command or statement.

**Operator Response:**

- For type code D - re-specify the LIBSERV MOUNT command with the correct volume(s) or issue CANCEL to have the job cancelled.

---

**1Y1nt TOO MANY OPERANDS**

**Explanation:** For an explanation of *n* in the message identifier, see "Field Count for Error-Field Indications" on page 77. The statement/command contains more operands than expected; for example the SYSDEF DSPACE statement/command specifies a DSIZE of 0M together with other operands.

**System Action:**

For type code I -

- If the message was issued from the Attention Routine, then the statement/command is ignored.
- If the message was issued from Job Control, then the job is cancelled.

For type code D - the system waits for an operator response.

**Programmer Response:** If the error message was caused by a JCL statement or command, then correct the job or procedure to avoid this problem in the future.

**Operator Response:**

For type code I -

- If the message was issued from the Attention Routine you may resubmit the corrected statement/command.
- If the message was issued from Job Control - no response.

For type code D do one of the following:

- Resubmit the corrected statement/command.
- Press END/ENTER to cause the system to ignore the statement/command and to continue processing.
- Enter CANCEL to have the system cancel the job.

Report the message to your programmer.

**1Y2nt      INCORRECT DELIMITER**

**Explanation:** For an explanation of *n* in the message identifier, see "Field Count for Error-Field Indications" on page 77. Either a parameter should end by an equal sign and does not, or a parameter should not end by an equal sign and does.

**System Action:**

For type code I -

- If the message was issued from the Attention Routine, then the statement/command is ignored.
- If the message was issued from Job Control, then the job is cancelled.

For type code D - the system waits for an operator response.

**Programmer Response:** If the error message was caused by a JCL statement or command, then correct the job or procedure to avoid this problem in the future.

**Operator Response:**

For type code I -

- If the message was issued from the Attention Routine you may resubmit the corrected statement/command.
- If the message was issued from Job Control - no response.

For type code D do one of the following:

- Resubmit the corrected statement/command.
- Press END/ENTER to cause the system to ignore the statement/command and to continue processing.
- Enter CANCEL to have the system cancel the job.

Report the message to your programmer.

**1Y3nt      KEYWORD xxxxxxxx SPECIFIED TWICE OR NOT ALLOWED**

**Explanation:** For an explanation of *n* in the message identifier, see "Field Count for Error-Field Indications" on page 77. Either a keyword appears twice in the preceding command/statement or the keyword in error cannot be specified together with a preceding keyword (e.g. ...TEMP,PERM... or ...READ,WRITE...).

**System Action:**

- For type code I -

- If the message was issued from the Attention Routine, then the statement/command is ignored.

- If the message was issued from Job Control, then the job is cancelled.

- For type code D - the system waits for an operator response.

**Programmer Response:** If the error message was caused by a JCL statement or command, then correct the job or procedure to avoid this problem in the future.

**Operator Response:**

- For type code I -

- If the message was issued from the Attention Routine you may resubmit the corrected statement/command.
- If the message was issued from Job Control - no response.

- For type code D do one of the following:

- Resubmit the corrected statement/command.
- Press END/ENTER to cause the system to ignore the statement/command and to continue processing.
- Enter CANCEL to have the system cancel the job. Report the message to your programmer.

**1Y4nt      VALUE IS NOT NUMERIC**

**Explanation:** For an explanation of *n* in the message identifier, see "Field Count for Error-Field Indications" on page 77. The key value in error should be a numeric, but contains digits outside the range of 0 to 9.

**System Action:**

For type code I -

- If the message was issued from the Attention Routine, then the statement/command is ignored.
- If the message was issued from Job Control, then the job is cancelled.

For type code D - the system waits for an operator response.

**Programmer Response:** If the error message was caused by a JCL statement or command, then correct the job or procedure to avoid this problem in the future.

**Operator Response:**

For type code I -

- If the message was issued from the Attention Routine you may resubmit the corrected statement/command.
- If the message was issued from Job Control - no response.

For type code D do one of the following:

- Resubmit the corrected statement/command.
- Press END/ENTER to cause the system to ignore the statement/command and to continue processing.
- Enter CANCEL to have the system cancel the job. Report the message to your programmer.

**1Y5nt      INVALID VALUE: xxxxxxxx**

**Explanation:** For an explanation of *n* in the message identifier, see "Field Count for Error-Field Indications" on page 77. The key value xxxxxxxx has one or more of the following errors:

- It is higher than specified in the description.
- It is too long or too short.
- It does not end with K or M as specified in the description.
- It contains invalid characters.

**System Action:**

For type code I -

- If the message was issued from the Attention Routine, then the statement/command is ignored.
- If the message was issued from Job Control, then the job is cancelled.

For type code D - the system waits for an operator response.



**Programmer Response:** If the error message was caused by a JCL statement or command, then correct the job or procedure to avoid this problem in the future.

**Operator Response:**

For type code I -

- If the message was issued from the Attention Routine you may resubmit the corrected statement/command.
- If the message was issued from Job Control - no response.

For type code D do one of the following:

- Resubmit the corrected statement/command.
  - Press END/ENTER to cause the system to ignore the statement/command and to continue processing.
  - Enter CANCEL to have the system cancel the job.
- Report the message to your programmer.

**1Y6nt            INVALID KEYWORD: xxxxxxxx**

**Explanation:** For an explanation of *n* in the message identifier, see "Field Count for Error-Field Indications" on page 77. Either the keyword is not allowed for this statement/command, or a keyvalue, which is not numerical, is longer than that which is allowed in the description. For example, WOLID=XX34567. If the length of the specified keyword is greater than eight, it will be truncated to eight characters xxxxxxxx.

**System Action:**

For type code I -

- If the message was issued from the Attention Routine, then the statement/command is ignored.
- If the message was issued from Job Control, then the job is cancelled.

For type code D - the system waits for an operator response.

**Programmer Response:** If the error message was caused by a JCL statement or command, then correct the job or procedure to avoid this problem in the future.

**Operator Response:**

For type code I -

- If the message was issued from the Attention Routine you may resubmit the corrected statement/command.
- If the message was issued from Job Control - no response.

For type code D do one of the following:

- Resubmit the corrected statement/command.
  - Press END/ENTER to cause the system to ignore the statement/command and to continue processing.
  - Enter CANCEL to have the system cancel the job.
- Report the message to your programmer.

**1Y7nt            INVALID STATEMENT. OPERAND MISSING**

**Explanation:** For an explanation of *n* in the message identifier, see "Field Count for Error-Field Indications" on page 77. An operand was expected after an equal sign or a comma, but there was none.

**System Action:**

For type code I -

- If the message was issued from the Attention Routine, then the statement/command is ignored.
- If the message was issued from Job Control, then the job is cancelled.

For type code D - the system waits for an operator response.

**Programmer Response:** If the error message was caused by a JCL statement or command, then correct the job or procedure to avoid this problem in the future.

**Operator Response:**

For type code I -

- If the message was issued from the Attention Routine you may resubmit the corrected statement/command.
- If the message was issued from Job Control - no response.

For type code D do one of the following:

- Resubmit the corrected statement/command.
  - Press END/ENTER to cause the system to ignore the statement/command and to continue processing.
  - Enter CANCEL to have the system cancel the job.
- Report the message to your programmer.

**1Y8nt            INVALID OR DUPLICATE SYSLOG-ID**

**Explanation:** For an explanation of *n* in the message identifier, see "Field Count for Error-Field Indications" on page 77. The specified SYSLOG-ID is either not known in the running system or it has been specified more than once in the preceding command or statement. If, however, a LIBSERV command caused the message, then the SYSLOG-ID specified with the PART keyword may be syntactically correct, but the corresponding partition is neither active nor stopped.

**System Action:**

For type code I -

- If the message was issued from the Attention Routine, then the statement/command is ignored.
- If the message was issued from Job Control, then the job is cancelled.

For type code D - the system waits for an operator response.

**Programmer Response:** If the error message was caused by a JCL statement or command, then correct the job or procedure to avoid this problem in the future.

**Operator Response:**

For type code I -

- If the message was issued from the Attention Routine you may resubmit the corrected statement/command.
- If the message was issued from Job Control - no response.

For type code D do one of the following:

- Resubmit the corrected statement/command.
  - Press END/ENTER to cause the system to ignore the statement/command and to continue processing.
  - Enter CANCEL to have the system cancel the job.
- Report the message to your programmer.

**1Y9nt            PARENTHESIS MISSING**

**Explanation:** For an explanation of *n* in the message identifier see "Field Count for Error-Field Indications" on page 77. The preceding command or statement does not contain an opening or closing parenthesis where one was expected.

**System Action:**

- For type code I - The job is cancelled.
- For type code D - The system waits for an operator response.

**Programmer Response:** If the job is cancelled correct the command or statement and rerun the job.

**Operator Response:**

- For type code I - None.

For type code D - Either of the following:

- Press END/ENTER: this causes the system to ignore the preceding command or statement.
- Correct the command/statement, press END/ENTER and continue processing.
- Enter CANCEL to have the system cancel the job. Report the message to your programmer.

**1YAnt NOT ALLOWED AS {AR|JCL} COMMAND**

**Explanation:** For an explanation of n in the message identifier see "Field Count for Error-Field Indications" on page 77. Either the preceding command or statement is issued from the Attention Routine and contains a syntax that may only be accepted when it is executed by Job Control or vice versa. Note however, that a JCL command causing message NOT ALLOWED AS JCL COMMAND will not necessarily be syntactically correct for Attention Routine (or vice versa): The command LIBSERV MOUNT,VOL=V123,PART=BG,UNIT=SYS005 will not be accepted by Job Control because of the PART keyword. It will not be accepted by Attention Routine because of the SYS005 value of the UNIT keyword.

**System Action:**

- For type code I:
  - If issued from Attention Routine - None
  - If issued from Job Control - The job is cancelled
- For type code D:
  - The system waits for an operator response

**Programmer Response:** If the job is cancelled correct the command or statement and rerun the job.

**Operator Response:**

- For type code I - None.
- For type code D - Either of the following:
  - Press END/ENTER: this causes the system to ignore the preceding command or statement.
  - Correct the command/statement, press END/ENTER and continue processing.
  - Enter CANCEL to have the system cancel the job. Report the message to your programmer.

**1YBnt DEVICE RESERVED FOR OTHER PARTITION**

**Explanation:** For an explanation of n in the message identifier see "Field Count for Error-Field Indications" on page 77. The tape unit specified in the preceding LIBSERV MOUNT statement or command is already MOUNTed or assigned in another partition.

**System Action:**

- For type code I -
  - If the message was issued from the Attention Routine, the statement/command is ignored.
  - If the message was issued from Job Control, the job is cancelled.
- For type code D - the system waits for an operator response.

**Programmer Response:** None.

**Operator Response:**

- For type code I -
  - If the message was issued from the Attention Routine you may do one of the following:
    - If possible try to MOUNT another cuu.
    - RELEASE the tape unit from the partition it was MOUNTed and resubmit the statement/command.
    - PASS the tape unit from the partition it was MOUNTed previously to the partition for which the MOUNT request was issued.
  - If the message was issued from Job Control - no response.
- For type code D do one of the following:
  - RELEASE the tape unit from the partition it was MOUNTed and resubmit the statement/command.
  - PASS the tape unit from the partition it was MOUNTed previously to the partition which issued the MOUNT request.

- Press END/ENTER to cause the system to ignore the statement/command and to continue processing.
- Enter CANCEL to have the system cancel the job. Report the message to your programmer.

**1YCnt INVALID DEVICE TYPE**

**Explanation:** For an explanation of n in the message identifier see "Field Count for Error-Field Indications" on page 77. Either LIBSERV or VTape specified a cuu with invalid device type. The LIBSERV command can be used only for tape units which have an ADD statement with device type code 3490E or TPA in your system's IPL procedure (\$IPLES.A.PROC). The VTape command can be used only for tape units which have an ADD statement with device type code 3480, 3490, or 3490E in your system's IPL procedure (\$IPLES.A.PROC). For a table describing the device type codes please refer to the *z/VSE System Control Statements* manual.

**System Action:**

- For type code I -
  - If the message was issued from the Attention Routine, then the statement/command is ignored.
  - If the message was issued from Job Control, then the job is cancelled.
- For type code D - the system waits for an operator response.

**Programmer Response:** If the error message was caused by a JCL statement or command, then correct the job or procedure to avoid this problem in the future.

**Operator Response:**

- For type code I -
  - If the message was issued from the Attention Routine you may resubmit the corrected statement/command.
  - If the message was issued from Job Control - no response.
- For type code D do one of the following:
  - Resubmit the corrected statement/command.
  - Press END/ENTER to cause the system to ignore the statement/command and to continue processing.
  - Enter CANCEL to have the system cancel the job. Report the message to your programmer.

**1YDnt DEVICE ASSIGNED BY ANOTHER SYSTEM**

**Explanation:** For an explanation of n in the message identifier see "Field Count for Error-Field Indications" on page 77. A LIBSERV command specified a tape device cuu which is shared between multiple systems (different hosts, different LPARs or different VM guests). This tape device is already assigned (via ASSIGN CCW) by one of the other systems and cannot be assigned to VSE.

**System Action:**

- For type code I -
  - If the message was issued from the Attention Routine, the command is ignored.
  - If the message was issued from Job Control, the job is cancelled.
- For type code D - the system waits for an operator response.

**Programmer Response:** None.

**Operator Response:**

- For type code I -
  - If the message was issued from the Attention Routine you may do one of the following:
    - If possible try to mount another cuu.

- Wait until the other system has unassigned (via UNASSIGN CCW) the device and then re-issue the LIBSERV command.
- If the message was issued from Job Control - no response.
- For type code D do one of the following:
  - If possible try to mount another cuu.
  - Wait until the other system has unassigned (via UNASSIGN CCW) the device and then re-issue the LIBSERV command.
  - Enter CANCEL to have the system cancel the job. Report the message to your programmer.

---

**1YEnI**      **PASS NOT POSSIBLE**, *explanation*

**Explanation:** For an explanation of n in the message identifier see "Field Count for Error-Field Indications" on page 77. A LIBSERV PASS request was given for a tape unit, but failed for one of the following reasons:

- There was no mount information available for the tape unit. That is, there was no preceding LIBSERV MOUNT request, or the tape unit has already been RELEASEd.
- The tape unit has already been assigned by a partition.
- There was only temporary mount information associated with the tape device (TEMP operand in the JC LIBSERV MOUNT command). However, you can pass only tape units which are MOUNTed permanently.

**System Action:** The system ignores the PASS request. The specified tape unit is not PASSed to the specified partition.

**Programmer Response:** None.

**Operator Response:** You may invoke the JC LISTIO cuu command or the AR VOLUME cuu command to gather status information on the tape unit.

---

**1YFnI**      **DEVICE IS NOT MOUNTED, RELEASE/CANCEL IGNORED**

**Explanation:** For an explanation of n in the message identifier see "Field Count for Error-Field Indications" on page 77. A RELEASE or CANCEL request was given for a tape device, which had not been MOUNTed before.

**System Action:** The system ignores the RELEASE or CANCEL request.

**Programmer Response:** None.

**Operator Response:** You may resubmit the corrected command.

---

**1YGnt**      **VALUE NOT IN BETWEEN 1 AND xxxx**

**Explanation:** For an explanation of n in the message identifier see "Field Count for Error-Field Indications" on page 77. The preceding command or statement has specified a value which exceeds the limits specified in the message.

**System Action:**

- For type code I - The job is cancelled.
- For type code D - The system waits for an operator response.

**Programmer Response:** If the job is cancelled correct the command or statement and rerun the job.

**Operator Response:**

- For type code I - None.
- For type code D - Either of the following:
  - Press END/ENTER: this causes the system to ignore the preceding command or statement.
  - Correct the command/statement, press END/ENTER and continue processing
  - Enter CANCEL to have the system cancel the job.

Report the message to your programmer.

---

**1YH0I**      **PARTITION CANCELLED DUE TO LIBSERV CANCEL COMMAND**

**Explanation:** A CANCEL request was given for a tape device, and the partition which had been waiting for the completion of the corresponding MOUNT request is cancelled.

**System Action:** The partition is cancelled.

**Programmer Response:** None.

**Operator Response:** None.

---

**1YH1I**      **MOUNT CANCELLED FOR UNIT *cuu***

**Explanation:** A partition issued a LIBSERV MOUNT request for tape device *cuu*. While the partition was waiting for the completion of this MOUNT request, a LIBSERV CANCEL command for the same tape device was given by AR.

**System Action:** The partition is cancelled.

**Programmer Response:** None.

**Operator Response:** None.

---

**1YH2I**      *function* **FINISHED FOR UNIT *cuu***

**Explanation:** Either a LIBSERV MOUNT or a LIBSERV RELEASE request was given for tape device *cuu*, and the request completed successfully. *function* stands for the operand specified with the LIBSERV command, either MOUNT or RELEASE.

**System Action:** The Attention Routine finished processing the previous LIBSERV command.

**Programmer Response:** None.

**Operator Response:** None.

---

**1YH3t**      **A MOUNT REQUEST IS ALREADY PENDING FOR CUU: *cuu***

**Explanation:** Either a LIBSERV MOUNT or a LIBSERV RELEASE request was given for tape device *cuu*, while a previous LIBSERV MOUNT request for the same device is still pending.

**System Action:**

- For type code I -
  - If the message was issued from the Attention Routine, then the statement/command is ignored.
  - If the message was issued from Job Control, then the job is cancelled.
- For type code D - the system waits for an operator response.

**Programmer Response:** If the error message was caused by a JCL statement or command, then correct the job or procedure to avoid this problem in the future.

**Operator Response:**

- For type code I -
  - If the message was issued from the Attention Routine you may:
    - resubmit the corrected LIBSERV statement/command, if the unit specification was erroneous.
    - wait until the pending MOUNT request has completed.
    - submit a LIBSERV CANCEL command to cancel the pending MOUNT request for the device *cuu* indicated by the message. Then resubmit the LIBSERV command.
  - If the message was issued from Job Control - no response.
- For type code D do one of the following:
  - Wait until the pending MOUNT request has completed. Then resubmit the LIBSERV command.

- Submit a LIBSERV CANCEL command to cancel the pending MOUNT request for the device *cuu* indicated by the message. Then resubmit the LIBSERV command.
- Press END/ENTER to cause the system to ignore the statement/command and to continue processing.
- Enter CANCEL to have the system cancel the job. Report the message to your programmer.

---

**1YH4I MOUNT FOR DEVICE *cuu* IS FINISHED, CANCEL IGNORED**

**Explanation:** A LIBSERV CANCEL request was given for tape device *cuu*, which had already been MOUNTed successfully.

**System Action:** Since the preceding MOUNT request completed successfully, the system ignores the CANCEL request.

**Programmer Response:** None.

**Operator Response:** None.

---

**1YH5t CPU(S) COULD NOT BE STARTED RC=*rc* REASON=*rs***

**Explanation:** A SYSDEF TD command/statement with the START operand was given but failed. The reason for the error is implied by one of the following hexadecimal combinations of *rc* (return code) and *rs* (reason code):

- |                              |   |
|------------------------------|---|
| <i>rc</i> =08, <i>rs</i> =01 | <i>z</i> /VSE is not running on a multiprocessor system.                                      |
| <i>rc</i> =08, <i>rs</i> =02 | No system GETVIS space available to create the tables related to each additional CPU.         |
| <i>rc</i> =08, <i>rs</i> =03 | The START request is rejected because a previous STOP request is still being processed.       |
| <i>rc</i> =08, <i>rs</i> =04 | Phase IJBTDSRV (required to provide multiprocessor support) has not been loaded into the SVA. |
| <i>rc</i> =08, <i>rs</i> =06 | The maximum number of CPUs (which is 10) has already been defined.                            |
| <i>rc</i> =08, <i>rs</i> =08 | The specified CPU is in error.  |
| <i>rc</i> =08, <i>rs</i> =09 | Not one of the required CPUs could be started.  |
| <i>rc</i> =08, <i>rs</i> =0A | Some but not all required CPUs could be started.  |
| <i>rc</i> =08, <i>rs</i> =0B | Internal error.   |
| <i>rc</i> =08, <i>rs</i> =0D | Internal error.   |
| <i>rc</i> =08, <i>rs</i> =0E | Internal error.   |
| <i>rc</i> =08, <i>rs</i> =0F | The START request is rejected because the SDAID program is currently active.                  |

**System Action:** According to return and reason code:

- For *rc*=08 and *rs*=0A, the START request is processed for the CPUs that can be activated.
- For any other combination of return and reason code the START request is ignored.

**System Programmer Response:** If *rc*=08 and *rs*=02, define a larger system GETVIS area by specifying a larger GETVIS parameter in the SVA command of the IPL procedure.

If *rc*=08 and *rs*=04, check whether phase IJBTDSRV has erroneously been removed from system library

IJSYSRS.SYSLIB. Use the SET SDL command to load the phase into the SVA.

If *rc*=08 and *rs*=0B, 0D, or 0E, contact IBM for support.

**Operator Response:**

- For type code I - None.
- For type code D - One of the following:
  - If *rc*=08 and *rs*=02, invoke the GETVIS command to display GETVIS information for problem determination.
  - Press END/ENTER: this causes the system to ignore the preceding SYSDEF statement/command.
  - Enter CANCEL to have the system cancel the job and report the message to your system programmer.

---

**1YH6I CPU(S) COULD NOT BE {STOPPED | QUIESCED} RC=*rc* REASON=*rs***

**Explanation:** A SYSDEF TD command with the STOP or STOPQ operand was given but failed. The reason for the error is implied by one of the following hexadecimal combinations of *rc* (return code) and *rs* (reason code):

- |                              |   |
|------------------------------|---|
| <i>rc</i> =08, <i>rs</i> =01 | <i>z</i> /VSE is not running on a multiprocessor system.                                      |
| <i>rc</i> =08, <i>rs</i> =04 | Phase IJBTDSRV (required to provide multiprocessor support) has not been loaded into the SVA. |
| <i>rc</i> =08, <i>rs</i> =05 | The STOP  STOPQ request is ignored because only one CPU is active.                            |
| <i>rc</i> =08, <i>rs</i> =08 | The specified CPU is in error.  |
| <i>rc</i> =08, <i>rs</i> =0B | Internal error.   |
| <i>rc</i> =08, <i>rs</i> =0D | Internal error.   |
| <i>rc</i> =08, <i>rs</i> =0E | Internal error.   |
| <i>rc</i> =08, <i>rs</i> =10 | The STOP  STOPQ request is ignored because it addressed the CPU from which IPL was performed. |

**System Action:** The STOP |STOPQ request is ignored.

**System Programmer Response:** If *rc*=08 and *rs*=04, check whether phase IJBTDSRV has erroneously been removed from system library IJSYSRS.SYSLIB. Use the SET SDL command to load the phase into the SVA.

If *rc*=08 and *rs*=0B, 0D, or 0E, contact IBM for support.

**Operator Response:** None.

---

**1YH7I NUMBER OF CPU(S) — ACTIVE: *i* — QUIESCED: *j* — INACTIVE: *k***

**Explanation:** A SYSDEF TD command with the START, STOP or STOPQ operand was given. The CPU(s) specified with the SYSDEF TD command were successfully

- started (in case of the START operand),
- stopped (in case of the STOP operand) or
- quiesced (in case of STOPQ operand).

The numbers *i*, *j* and *k* denote the numbers of quiesced and inactive CPU(s) (respectively) after the SYSDEF TD command has completed. A CPU is denoted as active if it was neither stopped nor quiesced.

**System Action:** None.

**Programmer Response:** None.

**Operator Response:** None.



---

**1YH8t      LIBSERV ERROR, FUNCTION=*function*  
RET.CODE=*rc*, REASON=*reas***

**Explanation:** The LIBSERV macro is the programming interface to issue requests from an application program to an IBM 3494 Tape Library Dataserver. The message is caused by one of the following reasons:

- The LIBSERV command or statement called the LIBSERV macro with a *function* operand SQUERY, MOUNT, RELEASE, CANCEL, or EJECT, but the LIBSERV macro failed.
- During end-of-job processing the job control program releases all temporary mount reservations for the partition by means of an LIBSERV macro with a *function* operand RELEASE (mount complete state) or CANCEL (mount pending state). This LIBSERV service failed.

For an explanation of return and reason codes, see *z/VSE System Macros Reference*.

**System Action:**

- For type code I -
  - If the message was issued from the Attention Routine, then the statement/command is ignored.
  - If the message was issued from Job Control, then the job is cancelled.
- For type code D - the system waits for an operator response.

**Programmer Response:** Correct the LIBSERV command or statement and rerun the job, if a typo caused the error. Otherwise have a look at the explanations for return and reason code to determine the condition which led to the failure of LIBSERV.

**Operator Response:**

- For type code I -
  - If the message was issued from the Attention Routine you may:
    - resubmit the corrected LIBSERV command, if one or more operands of the LIBSERV command were specified wrongly.
    - have a look at the explanations for return and reason code to determine and clear the condition which caused the failure of LIBSERV. Then resubmit the LIBSERV command.
  - If the message was issued from Job Control - no response.
- For type code D do one of the following:
  - resubmit the corrected LIBSERV statement/command, if one or more operands of LIBSERV were specified wrongly.
  - have a look at the explanations for return and reason code to determine and clear the condition which led to the failure of LIBSERV. Then resubmit the LIBSERV command.
  - Press END/ENTER to cause the system to ignore the statement/command and to continue processing.
  - Enter CANCEL to have the system cancel the job. Report the message to your programmer.

---

**1YK0t      NO FREE UNIT AVAILABLE FOR LIBRARY  
*libname***

**Explanation:** A LIBSERV MOUNT request was given, and the optional operand UNIT=*cuu* had been omitted. The system searched for a free tape drive associated with tape library *libname*, but did not find any.

**Note:** If the optional LIB=*libname* operand had been omitted, too, then the system searched for a free tape drive associated with the default tape library.

**System Action:**

- For type code I -
  - If the message was issued from the Attention Routine, then the LIBSERV MOUNT request is ignored.
  - If the message was issued from Job Control, then the job is cancelled.
- For type code D - the system waits for an operator response.

**Programmer Response:** None.

**Operator Response:**

- For type code I -
  - If the message was issued from the Attention Routine you may:
    - Resubmit the corrected LIBSERV command, if one or more operands of the LIBSERV command were specified wrong.
    - Wait until other tape processing jobs complete, and tape drives currently in use get free. Then resubmit the LIBSERV MOUNT command.
    - Issue a LIBSERV RELEASE command against a tape drive, which is not needed any more. Then resubmit the LIBSERV MOUNT command.
  - If the message was issued from Job Control - no response.
- For type code D do one of the following:
  - Resubmit the corrected LIBSERV statement/command, if one or more operands of LIBSERV were specified wrong.
  - Wait until other tape processing jobs complete and tape drives currently in use get free. Then resubmit the LIBSERV MOUNT command.
  - Issue a LIBSERV RELEASE command against a tape drive, which is not needed any more. Then resubmit the LIBSERV MOUNT command.
  - Press END/ENTER to cause the system to ignore the LIBSERV MOUNT request and to continue processing.
  - Enter CANCEL to have the system cancel the job.

---

**1YK2I      CPU ALREADY {STOPPED|QUIESCED}**

**Explanation:** A SYSDEF TD,STOP or SYSDEF TD,STOPQ command was given for a CPU already inactive or quiesced.

**System Action:** The command is ignored.

**Programmer Response:** None.

**Operator Response:** None.

---

**1YK3t      ASI NOT ACTIVE: START PARAMETER  
NOT ALLOWED**

**Explanation:** A // SYSDEF TD statement with the START operand was encountered. The statement is only accepted in the startup procedure (\$0JCL) of the BG partition during Automated System Initialization (ASI) but ASI is not active anymore.

**System Action:**

- For type code I - The job is cancelled.
- For type code D - The system waits for an operator response.

**Programmer Response:** If the job is cancelled, remove the // SYSDEF statement and rerun the job.

**Operator Response:**

- For type code I - None.
- For type code D - One of the following:
  - Press END/ENTER: this causes the system to ignore the preceding SYSDEF statement.

- Enter CANCEL to have the system cancel the job. Report the message to your system programmer.

---

**1YK4t CPU WITH ADDRESS *cpuaddr* IS NOT DEFINED**

**Explanation:** A SYSDEF TD command was issued, but the CPU identified by *cpuaddr* does not exist.

**System Action:**

- For type code I:
  - If entered from a console (attention routine) - None.
  - If issued by a job stream (job control) - The job is cancelled.
- For type code D:
  - The system waits for an operator response.

**Programmer Response:** If the job is cancelled, correct or remove the SYSDEF statement and rerun the job.

**Operator Response:**

- For type code I - None.
- For type code D - One of the following:
  - Press END/ENTER: this causes the system to ignore the preceding SYSDEF statement.
  - Correct the SYSDEF statement and press END/ENTER to continue processing.
  - Enter CANCEL to have the system cancel the job. Report the message to your system programmer.

---

**1YK5t VOLUME STILL MOUNTED ON CUU: *cuu***

**Explanation:** A LIBSERV MOUNT request was given for tape device *cuu*, but there is still another volume mounted on this device.

**System Action:**

- For type code I -
  - If the message was issued from the Attention Routine, the command is ignored.
  - If the message was issued from Job Control, the job is cancelled.
- For type code D -
  - The system waits for an operator response.

**Programmer Response:** If the error message was caused by a JCL statement or command, correct the job or procedure to avoid this problem in the future.

**Operator Response:**

- For type code I -
  - If the message was issued from the Attention Routine you may:
    - resubmit the corrected LIBSERV command, if the unit specification was erroneous.
    - submit an MTC RUN command for the device *cuu* indicated in the message to rewind and unload the volume that is still on it. Then resubmit the LIBSERV command.
    - submit a LIBSERV RELEASE command to release the preceding MOUNT request for the device *cuu* indicated by the message. Then resubmit the LIBSERV command.
  - If the message was issued from Job Control - no response.
- For type code D do one of the following:
  - submit an MTC RUN command for the device *cuu* indicated in the message to rewind and unload the volume that is still on it. Then resubmit the LIBSERV statement/command.
  - submit a LIBSERV RELEASE command to release the preceding MOUNT request for the device *cuu* indicated by the message. Then resubmit the LIBSERV statement/command.

- Press END/ENTER to cause the system to ignore the statement/command and to continue processing.
- Enter CANCEL to have the system cancel the job. Report the message to your programmer.

---

**1YK6t CPU(S) ALREADY ACTIVE**

**Explanation:** A SYSDEF TD,START command was given for a single or all CPUs but the single CPU or all CPUs are already active.

**System Action:**

- For type code I:
  - If entered from a console (attention routine) - None.
  - If issued by a job stream (job control) - The job is cancelled.
- For type code D:
  - The system waits for an operator response.

**Programmer Response:** If the job is cancelled, correct or remove the SYSDEF statement and rerun the job.

**Operator Response:**

- For type code I - None.
- For type code D - One of the following:
  - Press END/ENTER: this causes the system to ignore the preceding SYSDEF statement.
  - Correct the SYSDEF statement and press END/ENTER to continue processing.
  - Enter CANCEL to have the system cancel the job. Report the message to your system programmer.

---

**1YK7i PARTITION *part* IS NOT ACTIVE**

**Explanation:** The static or dynamic partition *part* is not active. In case of a static partition *part*, the partition is either not allocated or has not been STARTed or has been STOPped or UNBATCHed. In case of a dynamic partition *part*, the partition is not allocated or has not been PSTARTed by VSE/POWER

**System Action:** The command is ignored.

**Programmer Response:** None

**Operator Response:** Resubmit the command with a valid *part* operand.

---

**1YK8t NO ESDS FILE**

**Explanation:** The Virtual Tape Data Handler tried to access the file specified in the FILE keyword of the VTAPE command and failed, because it is no ESDS file.

**System Action:**

- For type code I - The job is cancelled.
- For type code D - The system waits for an operator response.

**Programmer Response:** Provide the name of a VSAM ESDS file.

**Operator Response:** Report this message to your programmer.

---

**1YK9t CUU *cuu* {ALREADY|NOT} ACTIVE AS VIRTUAL TAPE**

**Explanation:** The unit *cuu* specified in the VTAPE command is already active as virtual tape (for action START) or it is not active as virtual tape (for action STOP).

**System Action:**

- For type code I - The job is cancelled.
- For type code D - The system waits for an operator response.

**Programmer Response:** Ensure the correct sequence of VTAPE START and VTAPE STOP requests.

**Operator Response:**

- For type code I - None.
- For type code D:
  - for action START: issue a VTAPE STOP,UNIT=*cuu* command to stop *cuu* from acting as virtual tape. Then re-issue the failing VTAPE START command (eventually preceded by DVCDN *cuu*).
  - for action STOP: Report this message to your programmer.

**1YL11 VOLUME MOUNTED:** *volser*

**Explanation:** A LIBSERV CMOUNT request was given and the mounted volume from the specified source category is returned by *volser*.

**System Action:** None.

**Programmer Response:** None.

**Operator Response:** None.

**1YL2I VOLUME FOUND IN LIB:** *libname* **SRCCAT:** *sourcecat* **STATUS:** *status*

**Explanation:** A LIBSERV AQUERY/SQUERY request was given and the queried volume information is returned by *libname*, source category and volume status.

The volume status information is one of the following:

- 0000 - No special condition
- 8000 - Inaccessible
- 4000 - Mounted
- 2000 - Queued for mount
- 1000 - Being mounted
- 0800 - Queued for demount
- 0400 - Being demounted
- 0200 - Queued for eject
- 0100 - Being ejected
- 0080 - Queued for audit
- 0040 - Being audited
- 0020 - Misplaced
- 0010 - Missing or damaged label
- 0008 - Used in manual mode
- 0004 - Manually ejected
- 0002 - Volume assigned to a category with fast ready attribute

**System Action:** None.

**Programmer Response:** None.

**Operator Response:** None.

**1YL3I VOLUME:** *volser* **CATEGORY CHANGED TO:** *targetcat*

**Explanation:** A LIBSERV SETVCAT request was given and the specified volume's category was changed to the specified target category.

**System Action:** None.

**Programmer Response:** None.

**Operator Response:** None.

**1YL4t CATEGORY IS EMPTY**

**Explanation:** A LIBSERV CMOUNT request was given and the specified source category is empty.

**System Action:**

- For type code I - the job is canceled.
- For type code D - the system waits for an operator response.

**Programmer Response:** None.

**Operator Response:**

- For type code I - none.
- For type code D - either use another source category in the LIBSERV CMOUNT request or change volume categories to the specified source category (via SETVCAT) and resubmit the LIBSERV CMOUNT.

**1YL5I DEVICE QUERY,VOLUME:** *volser* **SRCCAT:** *sourcecat* **STATUS:** *status*

**Explanation:** A LIBSERV DQUERY request was given and the queried device information is returned by *volser*, source category and device status, if available.

The device status information is one of the following:

- 0000 - Installed and available
- 8000 - Not installed or available

**System Action:** None.

**Programmer Response:** None.

**Operator Response:** None.

**1YL6I LIBRARY QUERY,LIB:** *libname* **STATUS:** *status*

**Explanation:** A LIBSERV LQUERY request was given and the queried library information is given back by *libname* and library status, if available.

The library status information is one of the following:

- 0000 - Automated mode
- 0100 - Paused mode
- 0200 - Manual mode

**System Action:** None.

**Programmer Response:** None.

**Operator Response:** None.

**1YL7I COUNT QUERY,LIB:** *libname* **COUNT:** *count*

**Explanation:** A LIBSERV CQUERY request was given and the count information is returned by *libname* and count-number of volumes in the library (if SRCCAT was omitted) or in the specified source category.

**System Action:** None.

**Programmer Response:** None.

**Operator Response:** None.

**1YL8I INVENTORY REQUEST SUCCESSFULLY COMPLETED**

**Explanation:** A LIBSERV IQUERY or MINVENT request was given and the request completed successfully, that is an inventory list file was created or modified by the query or manage inventory request. For details on inventory files see the *z/VSE Administration* manual.

**System Action:** None.

**Programmer Response:** None.

**Operator Response:** None.

**1YLnt      INVALID DATE SPECIFIED**

**Explanation:** For an explanation of *n* in the message identifier, see "Field Count for Error-Field Indications" on page 77. For at least one of the following reasons the specified date mm/dd/yyyy (or dd/mm/yyyy according to the date format specified via STDOPT) is not correct:

- dd, mm or yyyy contain non-numeric data.
- The slashes (/) have been omitted or are not specified at their proper places.
- mm = 00 or mm > 12.
- dd = 00 or dd too high (dependent on mm).
- yyyy does not start with 19 or 20.
- dd = 29, mm = 02 and yyyy is not a leap year.

**System Action:**

- For type code I - The job is cancelled.
- For type code D - The system waits for an operator response.

**Programmer Response:** Correct the job or procedure containing the incorrect date format.

**Operator Response:**

- For type code I - None.
- For type code D - Either of the following:
  - Press END/ENTER: this causes the system to ignore the preceding command or statement.
  - Re-enter the preceding command or statement with a correct date format.
  - Enter CANCEL to have the system cancel the job.

**1YM1t      INVALID IP ADDRESS**

**Explanation:** The preceding command specified an IP address of 0.0.0.0 which is invalid.

**System Action:**

- For type code I - The job is cancelled.
- For type code D - The system waits for an operator response.

**Programmer Response:** Provide a valid IP address.

**Operator Response:** Report this message to your programmer.

**1YM2t      INVALID PORT NUMBER**

**Explanation:** The preceding command specified an invalid port number, which must be a non-negative decimal number less than 65536.

**System Action:**

- For type code I - The job is cancelled.
- For type code D - The system waits for an operator response.

**Programmer Response:** Provide a valid port number.

**Operator Response:** Report this message to your programmer.

**1YM3I      TAPE DATA HANDLER INITIALIZATION IN PROGRESS**

**Explanation:** VTAPE processing needs to initialize the Virtual Tape Data Handler, which is currently inactive. Job Control is going to submit a POWER PRELEASE RDR,TAPESRVR command.

**System Action:** Job Control waits for the Virtual Tape Data Handler to become active, in which case message 1YM4I is displayed. If the Virtual Tape Data Handler does not become active in a reasonable amount of time, message 1YM5t is displayed.

**Programmer Response:** None.

**Operator Response:** None.

**1YM4I      TAPE DATA HANDLER INITIALIZATION COMPLETED**

**Explanation:** VTAPE processing successfully initialized the Virtual Tape Data Handler. This message is preceded by message 1YM3I.

**System Action:** The Virtual Tape Data Handler partition is waiting for virtual tape I/O requests.

**Programmer Response:** None.

**Operator Response:** None.

**1YM5t      TAPE DATA HANDLER INITIALIZATION FAILED**

**Explanation:** This message is preceded by message 1YM3I. For one of the following reasons the initialization of the Virtual Tape Data Handler failed:

- POWER job TAPESRVR is not contained in the RDR queue.
- There is no static or dynamic partition available to run POWER job TAPESRVR.
- The partition running job TAPESRVR has a too low PRTY to initialize the Virtual Tape Data Handler in a reasonable amount of time.
- The execution of program \$VTMAIN failed.

**System Action:**

- For type code I - The job is cancelled.
- For type code D - The system waits for an operator response.

**Programmer Response:** Modify skeleton SKVTASTJ to add POWER job TAPESRVR to the RDR queue.

**Operator Response:**

- For type code I - none.
- For type code D - see the explanation above and act accordingly:
  - Submit job TAPESRVR to the RDR queue.
  - PALTER the job's class to have it run in another partition.
  - Improve the partition's position in the PRTY string.
  - Ensure that the partition's size is sufficient to execute program \$VTMAIN.
  - Examine the LST output of job TAPESRVR to find the cause of the problem.

When the Virtual Tape Data Handler partition is up and running, re-issue the VTAPE command.

**1YM6I      TAPE DATA HANDLER ACCESSED SPECIFIED FILE SUCCESSFULLY**

**Explanation:** The VTAPE START command completed successfully, and the specified tape cuu is now associated with the tape image file.

**System Action:** The next JCL statement or command is processed.

**Programmer Response:** None

**Operator Response:** None

**1YM7t      TAPE DATA HANDLER ENCOUNTERED CONNECTION ERROR**

**Explanation:** The virtual Tape Data Handler tried to establish a TCP/IP connection to a foreign host and failed for one of the following reasons:

- TCP/IP partition not active on the VSE system.
- Virtual Tape Server not active on the foreign host.
- No foreign host found with the specified IP address.



- Foreign host with specified IP address did not respond.

**System Action:**

- For type code I - The job is cancelled.
- For type code D - The system waits for an operator response.

**Programmer Response:** Provide the correct IP address of the foreign host where the tape image file resides.

**Operator Response:** Report this message to your programmer.

### 1YM8t TAPE DATA HANDLER ENCOUNTERED VIRTUAL TAPE ERROR

**Explanation:** The Virtual Tape Data Handler tried to access the file specified in the FILE keyword of the VTAPE command and failed for one of the following reasons:

- The specified file does not exist in the VSAM catalog (for LOC=VSAM) or on the foreign host's file system (for LOC=ipaddress).
- The specified file is no ESDS file, but a VRDS or SAM ESDS file (for LOC=VSAM).
- There is no system standard label information available for the specified file (For LOC=VSAM).
- If READ access was specified: the specified file is empty.
- Depending on the VSAM SHAREOPTIONS: The specified file is already opened by another partition.
- File OPEN failure.

**System Action:**

- For type code I - The job is cancelled.
- For type code D - The system waits for an operator response.

**Programmer Response:**

- For LOC=VSAM:
  - Provide the name of a VSAM ESDS file.
  - Provide system standard label information for the file (//OPTION STDLABEL=ADD).
  - For READ access the VSAM ESDS file must be non-empty.
  - For SCRATCH access a non-empty VSAM ESDS file must have been defined as REUSABLE.
  - See the VSAM OPEN error code displayed in message 4228I.

- For LOC=ipaddress:

Inspect the messages issued by the Virtual Tape Server. The *Start Server* window may display messages similar to:

- The system cannot find the path specified.
- The system cannot find the file specified.
- There is not enough space on the disk.
- The filename, directory name, or volume label syntax is incorrect.
- Access is denied.

**Operator Response:** Report this message to your programmer.

### 1YM9t TAPE DATA HANDLER ENCOUNTERED INTERNAL ERROR

**Explanation:** When trying to access the file specified in the FILE keyword of the VTAPE command, the Virtual Tape Data Handler encountered an internal error.

**System Action:**

- For type code I - The job is cancelled.

- For type code D - The system waits for an operator response.

**Programmer Response:** Report the problem to your IBM support center.

**Operator Response:** Enter CANCEL to have the system cancel the job. Report the problem to your programmer.

### 1YN1t TAPE SIMULATOR ENCOUNTERED INTERNAL ERROR

**Explanation:** When trying to handle the cuu specified in the UNIT keyword of the VTAPE command, the Virtual Tape Simulator encountered an internal error.

**System Action:**

- For type code I - The job is cancelled.
- For type code D - The system waits for an operator response.

**Programmer Response:** Report the problem to your IBM support center.

**Operator Response:** Enter CANCEL to have the system cancel the job. Report the problem to your programmer.

### 1YN2t TAPE DATA HANDLER PARTITION CANCELLED OR ENDED ABNORMALLY

**Explanation:** During VTAPE command processing, job control needs to communicate with the Virtual Tape Data Handler partition. This communication failed because the Virtual Tape Data Handler partition was not available for one of the following reasons:

- The operator cancelled the Virtual Tape Data Handler partition (that is the partition running POWER job TAPESRVR).
- The program \$VTMAIN executed by the Virtual Tape Data Handler partition ended abnormally.

**System Action:**

- For type code I - The job is cancelled.
- For type code D - The system waits for an operator response.

**Programmer Response:** None.

**Operator Response:**

- For type code I - none.
- For type code D - In case of VTAPE START: cancel the job. In case of VTAPE STOP: press END/ENTER to cause the system to ignore the command and to continue processing.

### 1YN3t SYSTEM LABELS IN UPDATE MODE, CANNOT START TAPE DATA HANDLER

**Explanation:** VTAPE START processing refuses to release POWER job TAPESRVR to start the Virtual Tape Data Handler partition, because the system standard label group is in update mode. This update mode is caused by an OPTION STDLABEL(=ADD) being active in the BG partition.

Job TAPESRVR contains a LIBDEF statement, which requires system standard information for PRD1 and PRD2. This LIBDEF statement cannot complete as long as BG updates system standard labels.

**System Action:**

- For type code I - The job is cancelled.
- For type code D - The system waits for an operator response.

**Programmer Response:** None.

**Operator Response:**

- For type code I - none.
- For type code D - Wait until BG has finished to update system standard label information, then re-issue the failing

VTAPE START command. If the failing VTAPE START was issued by the BG partition, just enter

```
// OPTION USRLABEL
```

and re-issue the failing VTAPE START.

---

**1YN4t      CONCURRENT READ/WRITE ACCESS TO VIRTUAL TAPE FILE IS DENIED**

**Explanation:** Either of the following:

- A VTAPE START command requested write or scratch access to a virtual tape file, which is already open.
- A VTAPE START command requested read access to a virtual tape file, which is already open for write or scratch.

Concurrent READ/WRITE access is denied, because it may cause destructive conflicts. Only multiple READ or single WRITE is allowed to ensure virtual tape data integrity.

**System Action:**

- For type code I - The job is cancelled.
- For type code D - The system waits for an operator response.

**Programmer Response:** None.

**Operator Response:**

- For type code I - none.
- For type code D - Either
  - cancel the job or
  - wait until other jobs working with the virtual tape file in question have completed. Then re-issue the VTAPE START command.

---

**1YN5t      TAPE *cuu* IS ASSIGNED**

**Explanation:** A VTAPE command for tape unit *cuu* is rejected, because *cuu* is assigned.

**System Action:**

- For type code I - The job is cancelled.
- For type code D - The system waits for an operator response.

**Programmer Response:** None.

**Operator Response:**

- For type code I - None.
- For type code D - Issue a LISTIO *cuu* command to find out the owner of tape unit *cuu*, then un-assign the tape unit and re-issue the VTAPE command.

---

**1YN6t      NOT ENOUGH PFIxed GETVIS STORAGE TO ESTABLISH VIRTUAL TAPE**

**Explanation:** A VTAPE START command is rejected, because there is not enough storage available to allocate the required buffers. For each virtual tape *cuu* the VTAPE support requires approximately 1 MB of PFIxed system GETVIS storage, which may be allocated above or below the 16 MB line.

**System Action:**

- For type code I - The job is cancelled.
- For type code D - The system waits for an operator response.

**Programmer Response:** Inspect the output of MAP SVA and GETVIS SVA to determine whether you are short on PFIxed or system GETVIS storage. In case of system GETVIS shortage you may increase the GETVIS operand of the IPL SVA command.

If your actual PFIxed storage consumption is close to the limit then proceed as follows: When running under VM increase the VSE user's virtual storage size as defined by the STORAGE directory control statement. When running VSE native, either

increase the processor's real storage or analyse/tune the PFIxed storage consumption of applications running simultaneously to the virtual tape. Inspect the output of MAP SVA, MAP REAL, and GETVIS SVA,ALL.

**Operator Response:**

- For type code I - None.
- For type code D - Cancel the job. Report the message together with outputs of the MAP SVA and GETVIS SVA commands to your system programmer.

---

**1YN7t      INVALID HOST NAME**

**Explanation:** The preceding command specified a host name which was invalid for one of the following reasons:

- It contained invalid characters such as blanks, commas, colons, or equal signs.
- It could not be resolved by the TCP/IP partition, i.e. the name was neither locally defined nor known by the domain name servers available to the TCP/IP partition.

**System Action:**

- For type code I - The job is cancelled.
- For type code D - The system waits for an operator response.

**Programmer Response:** Provide a valid host name.

**Operator Response:** Report this message to your programmer.

---

**1YO1I      NO SYSTEM | PWRJOB PARAMETERS DEFINED**

**Explanation:** A QUERY SETPARM command was given, but the specified parameter pool is empty.

**System Action:** The command is ignored.

**Programmer Response:** None.

**Operator Response:** None.

---

**1YO2I      NO SCSI DEVICES DEFINED**

**Explanation:** A QUERY SCSI command was given, but there are no SCSI-connected devices defined to the system.

**System Action:** None.

**Programmer Response:** None.

**Operator Response:** Use the SYSDEF SCSI command to define SCSI-connected devices prior to issuing the QUERY SCSI command.

---

**1YO3I      FBA= *cuu* IS {NOT A SCSI DEVICE | ALREADY A SCSI DEVICE, MULTIPATH ESTABLISHED}**

**Explanation:** Either of the following:

- A QUERY SCSI,*cuu* command was given, but the specified *cuu* is no SCSI-connected device.
- A SYSDEF SCSI,FBA=*cuu*,...,LUN=*lun* was given, and the specified *cuu* is already a SCSI-connected device with the same *lun*.

**System Action:** No system action in case of the QUERY command. In case of the SYSDEF command a multipath connection is established.

**Programmer Response:** None.

**Operator Response:** None.

---

**1YO4I FCP=*cuu* NOT OPERATIONAL**

**Explanation:** A SYSDEF SCSI command was given, but the *cuu* specified in the FCP keyword is not operational.

**System Action:** All required control blocks are allocated and the SCSI connection can be used as soon as the FCP subchannel becomes operational.

**Programmer Response:** None.

**Operator Response:** None.

---

**1YO5t NOT ENOUGH STORAGE FOR ALLOCATING CONTROL BLOCKS**

**Explanation:** A SYSDEF SCSI command was given, but there was not enough PFIxed system GETVIS storage available to allocate the required control blocks.

**System Action:**

- For type code I -
  - If the message was issued from the attention routine, then the command is ignored.
  - If the message was issued from Job Control, then the job is cancelled.
- For type code D - the system waits for an operator response.

**Programmer Response:** Inspect the output of MAP SVA and GETVIS SVA to determine whether you are short on PFIxed or system GETVIS storage. In case of system GETVIS shortage you may increase the GETVIS operand of the IPL SVA command.

If your actual PFIxed storage consumption is close to the limit then proceed as follows: when running under VM increase the VSE user's virtual storage size as defined by the STORAGE directory control statement. When running VSE native, either increase the processor's real storage or analyze/tune the PFIxed storage consumption of applications running simultaneously to the SCSI support. Inspect the output of MAP SVA, MAP REAL, and GETVIS SVA,ALL.

**Operator Response:**

- For type code I - none.
  - For type code D - cancel the job. Report the message together with outputs of the MAP SVA and GETVIS SVA commands to your system programmer.
- 

**1YO6t I/O ERROR ON FCP=*cuu***

**Explanation:** A SYSDEF SCSI command was given, but one of the I/O commands required to establish a connection failed or suffered a timeout. Error recovery actions have been initiated. Look up the reason code contained in the preceding message 0S40I.

**System Action:**

- For type code I -
  - If the message was issued from the attention routine, then the command is ignored.
  - If the message was issued from Job Control, then the job is cancelled.
- For type code D - the system waits for an operator response.

**Programmer Response:** None.

**Operator Response:**

- For type code I - none.
  - For type code D - cancel the job. Report the message together with the preceding 0S40I message to your system programmer.
- 

**1YO7t CONFIGURATION ERROR**

**Explanation:** A SYSDEF SCSI command was given, but the specified WWPN in combination with the specified FCP was invalid. Look up the reason code contained in the preceding message 0S40I.

**System Action:**

- For type code I -
    - If the message was issued from the attention routine, then the command is ignored.
    - If the message was issued from Job Control, then the job is cancelled.
  - For type code D - the system waits for an operator response.
- Programmer Response:** None.
- Operator Response:**
- For type code I - none.
  - For type code D - cancel the job. Report the message together with the preceding 0S40I message to your system programmer.
- 

**1YO8t SPECIFIED PARAMETERS INCONSISTENT**

**Explanation:** A SYSDEF SCSI command was given, but the specified combination of FBA and LUN was inconsistent or conflicting to already existing SCSI definitions. Possible conflicts are:

- The specified FBA already exists and connects to another LUN.
- The specified LUN already exists and connects to another FBA.
- The specified LUN already exists and connects to the same FBA via the same FCP.

Issue the QUERY SCSI command to check for already existing SCSI definitions.

**System Action:**

- For type code I -
    - If the message was issued from the attention routine, then the command is ignored.
    - If the message was issued from Job Control, then the job is cancelled.
  - For type code D - the system waits for an operator response.
- Programmer Response:** None.
- Operator Response:**
- For type code I - none.
  - For type code D - cancel the job. Report the message together with the output of QUERY SCSI to your system programmer.
- 

**1YO9t FBA=*cuu* IS A (REAL FBA DEVICE | VIRTUAL DISK DEVICE)**

**Explanation:** A SYSDEF SCSI command was given, but the specified *cuu* is either

- already active as a real FBA device (e.g. a virtual disk in VM storage defined via CP DEFINE VFB-512), or
- a virtual disk device (e.g. ADDED with device type code FBAV).

For details see output of VOLUME *cuu*.

**System Action:**

- For type code I -
-

## 1YP1I • 1YP2I

- If the message was issued from the attention routine, then the command is ignored.
- If the message was issued from Job Control, then the job is cancelled.
- For type code D - the system waits for an operator response.

**Programmer Response:** None.

**Operator Response:**

- For type code I - none.
- For type code D - cancel the job. Report the message together with the output of the VOLUME command to your system programmer.

---

### 1YP1I      FBA=*cuu* IS NOT OFFLINE OR I/O               REQUESTS ARE STILL ONGOING

**Explanation:** A SYSDEF SCSI,DELETE command was given, but the specified *cuu* is still ONLINE or there are still I/O requests queued.

**System Action:** The DELETE request is ignored.

**Programmer Response:** None.

**Operator Response:** Check the device status with the VOLUME *cuu* command. Issue OFFLINE *cuu* if applicable and resubmit the SYSDEF SCSI,DELETE command.

---

### 1YP2I      FBA=*cuu* NO SCSI DEVICE FOUND WITH               A MATCHING DEFINITION

**Explanation:** A SYSDEF SCSI,DELETE command was given, but the specified operands (FCP or WWPN or LUN) do not match with any existing path definition.

**System Action:** The DELETE request is ignored.

**Programmer Response:** None.

**Operator Response:** Check the path definitions with the QUERY SCSI,*cuu* command. Correct and resubmit the SYSDEF SCSI,DELETE command if applicable.



## 2-Prefix z/VSE Messages

### General Explanations for 21xx Messages

Format of Statement in Error on the SYSLST Printer

A number of the 21xx messages display, as second line, the linkage editor input-statement in error. This illustration shows how these statements are formatted, depending on the type of statement:

**Format 1** - Linkage editor input statements of types:

END	RLD	TXT
ESD	SYM	REP

**Format 2** - Linkage editor control statements (PHASE, MODE, INCLUDE, ENTRY, and ACTION):

**Formatting on SYSLST:**

	Format 1		Format 2	
	Card Image	Print Positions	Card Image	Print Positions
	2-16	17-36 *	1-80	8-87
NON-ESD:	17-52	38-117		
ESD:	17-64	38-111		
	73-80	8-15		

\* Positions 20, 27, and 32 (corresponding to statement columns 5, 9, 10, 13 and 14) are blank.

**Note:** If the input for the linkage editor is a module, then:

- ESD input has a maximum of eight fields of information. Only the first three fields appear on SYSLST.
- TXT input has a maximum of 34 fields of information. Only the first nine fields appear on SYSLST and therefore, the fields in error may not appear on SYSLST.

For detailed information about the fields and contents of control statements, see *z/VSE System Control Statements*, SC33-8225.

Figure 4. Format of Statement in Error on the SYSLST Printer

### 21xx=Linkage Editor Messages

**2100I**      **INVALID INPUT CARD TYPE**

*content of statement in error*

**Explanation:** Invalid input statement type. The identifier in character positions 2 through 4 is other than ESD, TXT, RLD, REP, or END.

**System Action:** The invalid statement is ignored. Processing continues unless ACTION CANCEL was specified.

**Programmer Response:** Refer to "General Explanations for 21xx Messages". Compare the linkage editor input statement types with the SYSLST output. Remove the invalid input statement. Recompile (reassemble). If the invalid input statement is a REP statement, verify the letters REP in columns 2-4. Rerun the job.

**Operator Response:** None.

**2101I**      **INVALID OPERATION IN CONTROL STATEMENT**

*content of statement in error*

**Explanation:** The operation code specified in the linkage editor control statement is other than PHASE, INCLUDE, MODE, ENTRY, or ACTION.

**System Action:** The invalid statement is ignored. Processing continues unless ACTION CANCEL is specified.

**Programmer Response:** Refer to "General Explanations for 21xx Messages". Compare the required linkage editor control statement with the output on SYSLST. Correct the statement and rerun the job. Some possible errors are:

- The operation code is misspelled.
- The operation code begins in the first column.
- A control statement is out of sequence.

**Operator Response:** None.

---

**2102I**      **INVALID DECIMAL OR HEXADECIMAL FIELD** *content of statement in error*

**Explanation:** A non-decimal character in a decimal field or a non-hexadecimal character in a hexadecimal field.

**System Action:** The invalid statement is ignored. Processing continues unless ACTION CANCEL is specified.

**Programmer Response:** Refer to "General Explanations for 21xx Messages" on page 243. Compare the required linkage editor input statement with the output on SYSLST. Some possible errors are:

- Non-hexadecimal characters in the assembled address, in the ESD-ID number, or in data fields of the REP statement.
- Non-hexadecimal characters in the origin field of the PHASE statement when hexadecimal format is used.
- Non-decimal characters in the origin field of the PHASE statement when decimal format is used.

Correct the statement in error and rerun the job.

**Operator Response:** None.

---

**2110I**      **INVALID OR MISSING DELIMITER** *content of statement in error*

**Explanation:** Invalid or missing field delimiter in the control statement.

**System Action:** The invalid statement is ignored. Processing continues unless ACTION CANCEL is specified.

**Programmer Response:** Refer to "General Explanations for 21xx Messages" on page 243. Compare required linkage editor control statement with the output on SYSLST. Some possible errors are:

- Imbedded blanks
- Extraneous or missing commas
- Missing apostrophe when using the hexadecimal format in a PHASE statement
- Missing parenthesis in an INCLUDE statement

Correct the statement in error, and rerun the job.

**Operator Response:** None.

---

**2111I**      **LENGTH OF AN OPERAND GREATER THAN EIGHT** *content of statement in error*

**Explanation:** An operand specified in the currently processed control statement is longer than eight characters.

**System Action:** The invalid statement, or part of it, is ignored. Processing continues unless ACTION CANCEL is specified.

**Programmer Response:** Refer to "General Explanations for 21xx Messages" on page 243. Compare the required linkage editor control statement with the output on SYSLST. Correct the operand(s) that are longer than eight characters; then rerun the job.

**Operator Response:** None.

---

**2112I**      **OPERAND FIELD MISSING** *content of statement in error*

**Explanation:** Self-explanatory.

**System Action:** The invalid statement is ignored. Processing continues unless ACTION CANCEL is specified.

**Programmer Response:** Refer to "General Explanations for 21xx Messages" on page 243. Compare the required linkage editor control statement with the output on SYSLST. Some possible errors are:

- In the control statement, a required operand was omitted by mistake.

- A comma was coded after the last operand in the control statement.

Correct the statement in error, and rerun the job.

**Operator Response:** None.

---

**2113I**      **STATEMENT EXTENDS BEYOND LIMIT** *content of statement in error*

**Explanation:** The currently processed statement extends beyond column 71 or, in case of a REP statement, extends beyond column 70 (excluding identification information).

**System Action:** The invalid statement is ignored. Processing continues unless ACTION CANCEL is specified.

**Programmer Response:** Refer to "General Explanations for 21xx Messages" on page 243. Compare the required input or linkage editor control statement with the output on SYSLST. Correct the statement in error, and rerun the job.

**Operator Response:** None.

---

**2114I**      **SUBMODULAR NAMELIST TOO LONG** *content of statement in error*

**Explanation:** The list of control sections in the currently processed INCLUDE statement contains more than five names.

**System Action:** The invalid statement is ignored. Processing continues unless ACTION CANCEL is specified.

**Programmer Response:** Refer to "General Explanations for 21xx Messages" on page 243. Compare the required linkage editor control statement with the output on SYSLST. Correct the statement in error and rerun the job.

**Operator Response:** None.

---

**2116I**      **CONTROL STATEMENT IN OBJECT MODULE** *content of statement in error*

**Explanation:** The linkage editor found a control statement between the first ESD statement and the END statement of a module.

**System Action:** The invalid statement is ignored. Processing continues unless ACTION CANCEL was specified.

**Programmer Response:** Check for errors such as:

- The statements in the input job stream are out of order.
- A section of the object deck is missing (there is no END statement).

Correct the input job stream or recompile (reassemble) your program, if necessary, or do both. Rerun the job.

**Operator Response:** None.

---

**2118I**      **INVALID OPERAND IN MODE CONTROL STATEMENT** *content of statement in error*

**Explanation:** An invalid operand or delimiter has been found in the MODE control statement.

**System Action:** The MODE control statement in error is accepted as input up to the point of the error.

**Programmer Response:** Correct the error in the MODE control statement.

**Operator Response:** None.

---

**2119I**      **INVALID PARAMETER IN PARM FIELD OF EXEC LNKEDT STATEMENT**

**Explanation:** An invalid parameter has been found in the PARM field of the EXEC LNKEDT statement.

**System Action:** Processing continues, but the invalid parameter is ignored.

**Programmer Response:** Correct the invalid parameter in the PARM field of the EXEC LNKEDT statement.

**Operator Response:** None.

---

**2120I**            **DUPLICATE PHASE NAME** *content of statement in error*

**Explanation:** At least two PHASE statements specify the same phase name.

**System Action:** The invalid statement is ignored. Processing continues with the NOAUTO option active, unless ACTION CANCEL is specified.

**Note:** If, during link editing of a multiphase program, a phase is linked as not relocatable, subsequent phases of that program are also linked as not relocatable. A phase may be linked as not relocatable if either of the following occurs: an error causing any of the messages 2120I through 2125I to be issued; the specified phase origin (in the PHASE statement) is not relocatable.

**Programmer Response:** Refer to "General Explanations for 21xx Messages" on page 243. Compare the required PHASE statement with the output on SYSLST. Check the linkage editor map for the preceding PHASE statement with the same name and rename subsequent phases as required.

**Operator Response:** None.

---

**2121I**            **PHASE NAME INVALID** *content of statement in error*

**Explanation:** Either of the following:

- The phase name contains invalid characters (valid characters are: A-Z, 0-9, /, #, \$, and @).
- The phase name is 'ALL', 'ROOT' or 'S'.

**System Action:** The job is canceled if ACTION CANCEL is specified. Otherwise, the invalid statement is ignored and processing continues. If the statement in error is not the first PHASE statement, processing continues with the NOAUTO option in effect. See also the Note under "System Action" for message 2120I.

**Programmer Response:** Refer to "General Explanations for 21xx Messages" on page 243. Compare the required PHASE statement with the output on SYSLST. Possibly the phase name specified in the rejected statement is just misspelled. Correct the statement in error and rerun the job.

**Operator Response:** None.

---

**2122I**            **ORIGIN IN PHASE CARD NOT PREVIOUSLY DEFINED** *content of statement in error*

**Explanation:** The symbol or the phase name specified in the origin field of the PHASE statement is undefined.

**System Action:** The job is canceled if ACTION CANCEL is specified. Otherwise, the invalid statement is ignored and processing continues. If the statement in error is not the first PHASE statement, processing continues with the NOAUTO option in effect. See also the Note under "System Action" for message 2120I.

**Programmer Response:** Refer to "General Explanations for 21xx Messages" on page 243. Compare the required PHASE statement with the output on SYSLST. Possibly a typing error in the phase-origin specification is at fault. If the phase origin is undefined, check whether the statements in the job stream are out of sequence (the phase origin must be defined before the system reads the PHASE statement). Make corrections as necessary and rerun the job.

**Operator Response:** None.

---

**2123I**            **PREVIOUS PHASE** *phasename* **WITHOUT VALID OBJECT CODE**

**Explanation:** The phase processed and named in the message includes invalid or no object code. Some possible causes are:

- The PHASE statement follows the associated INCLUDE statement.
- The PHASE statement follows the associated object deck.
- An object deck is missing or incomplete.
- A missing INCLUDE statement.

TXT statements may be regarded as missing if they belong to a control section that is already contained in the root phase and, therefore, not duplicated in any other phase.

**System Action:** The invalid statement is ignored. Processing continues with the NOAUTO option in effect, unless ACTION CANCEL is specified. See also the Note under "System Action" for message 2120I.

**Programmer Response:** Refer to "General Explanations for 21xx Messages" on page 243. Compare the required PHASE control statement with the output on SYSLST. Correct the job stream and rerun the job.

**Operator Response:** None.

---

**2124I**            **PHASE ORIGIN NEGATIVE** *content of statement in error*

**Explanation:** The origin field of the PHASE statement specifies a negative value. Some of the possible causes are:

- The symbolic origin specification represents too low a value.
- The specified negative relocation factor is too large, causing the phase origin to be less than zero.

**System Action:** The job is canceled if ACTION CANCEL is specified. Otherwise, the invalid statement is ignored and processing continues. If the statement in error is not the first PHASE statement, processing continues with the NOAUTO option in effect. See also the Note under "System Action" for message 2120I.

**Programmer Response:** Refer to "General Explanations for 21xx Messages" on page 243. Compare the required PHASE control statement with the output on SYSLST. Correct the origin (second) operand in the PHASE statement or change the address of the symbolic origin. Rerun the job.

**Operator Response:** None.

---

**2125I**            **PHASE STATEMENT IN AUTOLINKED MODULE** *content of statement in error*

**Explanation:** The linkage editor found a PHASE statement in an auto-linked relocatable module.

**System Action:** The invalid statement is ignored. Processing continues with the NOAUTO option in effect, unless ACTION CANCEL is specified. See also the Note under "System Action" for message 2120I.

**Programmer Response:** Remove the PHASE statement(s) and recatalog the module. Rerun the job.

**Operator Response:** None.

---

**2132I**            **MORE THAN 5 LEVELS OF NESTED INCLUDES** *content of statement in error*

**Explanation:** More than five levels of nested INCLUDEs were attempted.

**System Action:** The invalid statement is ignored. Processing continues unless ACTION CANCEL is specified.

**Programmer Response:** Reorganize your program to avoid more than five levels of nested INCLUDEs. Rerun the job.

**Operator Response:** None.

---

**2133I**      **NESTED SUBMODULAR INCLUDE** *content of statement in error*

**Explanation:** While processing an INCLUDE statement the linkage editor found another INCLUDE statement with a name-list operand. The linkage editor cannot handle a nested INCLUDE that contains a name-list operand.

**System Action:** The invalid statement is ignored. Processing continues unless ACTION CANCEL is specified.

**Programmer Response:** Restructure the job stream to eliminate any nested INCLUDE specifying a name list.

**Operator Response:** None.

---

**2135I**      **INVALID OPERAND IN ACTION STATEMENT** *content of statement in error*

**Explanation:** The ACTION statement being processed contains an invalid operand.

**System Action:** The invalid parameter in the statement is ignored. Processing continues unless ACTION CANCEL is specified.

**Programmer Response:** Refer to "General Explanations for 21xx Messages" on page 243. Compare the required ACTION statement with the output on SYSLST. Make corrections as necessary and rerun the job.

**Operator Response:** None.

---

**2136I**      **ACTION MAP INVALID IF SYSLST IS UNASSIGNED** *content of statement in error*

**Explanation:** ACTION MAP was specified, but SYSLST was not assigned.

**System Action:** The invalid statement is ignored. Processing continues unless ACTION CANCEL is specified. If processing continues, the option NOMAP is in effect.

**Programmer Response:** Rerun the job after having ensured that SYSLST is assigned. If SYSLST cannot be assigned, rerun the job with an ACTION statement that does not include the CANCEL operand. This causes the job to complete for error diagnosis purposes.

**Operator Response:** None.

---

**2139I**      **DUPLICATE SECTION DEFINITION:**  
*csectname \*\*\*\* SECTION IGNORED \*\*\*\**

**Explanation:** The linkage editor found the named control section to be duplicate in the currently processed phase. The message is issued as a warning; this need not be an error condition.

**System Action:** The system ignores the duplicate section definition; processing continues.

**Programmer Response:** If the phase should not include duplicate control sections, make necessary corrections in your source code and resubmit the job for assembly and link-editing.

**Operator Response:** None.

---

**2140I**      **INVALID ESD TYPE** *content of statement in error*

**Explanation:** One of the following:

- The ESD type is other than:
  - X'00' = Section definition
  - X'01' = Label definition
  - X'02' = External reference
  - X'04' = Private code
  - X'05' = COMMON
  - X'06' = Pseudo register
  - X'0A' = Weak external reference

- The name field of a private-code ESD statement is not blank.

**System Action:** The invalid statement is ignored. Processing continues unless ACTION CANCEL is specified.

**Programmer Response:** Recompile and link-edit the program; then rerun the job. If the problem recurs, consider contacting IBM for a search of its known-problems data base. For error information to be collected and held available, see *z/VSE Guide for Solving Problems*.

**Operator Response:** None.

---

**2141I**      **DUPLICATE ESID NUMBER** *content of statement in error*

**Explanation:** The linkage editor encountered an ESD statement with the same ESID-ID number as was contained in a previously processed statement. Possible cause: no END statement in the last module of a phase.

**System Action:** The invalid statement is ignored. Processing continues unless ACTION CANCEL is specified.

**Programmer Response:** Recompile and link-edit the program; then rerun the job. If the problem recurs, consider contacting IBM for a search of its known-problems data base. For error information to be collected and held available, see *z/VSE Guide for Solving Problems*.

**Operator Response:** None.

---

**2143I**      **DUPLICATE ENTRY POINT LABEL** *content of statement in error*

**Explanation:** At least one of the entry point labels specified in the displayed statement is a duplicate. Possibly, an EXEC LNKEDT statement is missing within a set of INCLUDE statements.

**System Action:** The invalid statement is ignored. Processing continues unless ACTION CANCEL is specified.

**Programmer Response:** Correct your input to eliminate the duplication; reassemble and link-edit the job. The error message recurs if not all duplications are resolved.

**Operator Response:** None.

---

**2144I**      **INVALID ESID NUMBER OR CONTROL DICTIONARY OR LINKAGE TABLE OVERFLOW** *content of statement in error*

**Explanation:** An ESD-ID number is invalid or linkage-editor control areas (linkage table and control dictionary) have overlapped because insufficient storage has been allocated.

**System Action:** The invalid statement is ignored. If a CONTROL DICTIONARY OVERFLOW had occurred, the linkage editor terminates the job with RC=16. In all other cases, processing continues, unless ACTION CANCEL is specified.

**Programmer Response:** Do one of the following:

- Rerun the job in a larger partition.
- Reduce the number of phases to be link-edited and rerun the job.
- Specify a larger value in the SIZE operand of the EXEC statement and rerun the job.

Have your operator provide you with a MAP command output, if necessary.

**Operator Response:** None.

---



---

**2145I CSECT ORIGIN NOT ON DOUBLEWORD BOUNDARY** *content of statement in error*

**Explanation:** The specified origin of the currently processed control section does not fall on a doubleword boundary.

**System Action:** The invalid statement is ignored. Processing continues unless ACTION CANCEL is specified.

**Programmer Response:** Correct your original specification, recompile (reassemble) your program and rerun the job.

**Operator Response:** None.

---

**2146I COMMON HAS SAME LABEL AS ENTRY POINT** *content of statement in error*

**Explanation:** A defined COMMON area has the same label as an entry point label.

**System Action:** The invalid statement is ignored. Processing continues unless ACTION CANCEL is specified.

**Programmer Response:** Rename the affected COMMON area or entry point; recompile (reassemble) and link-edit the program.

**Operator Response:** None.

---

**2147I ENTRY POINT LABEL NOT IN DEFINED CSECT** *content of statement in error*

**Explanation:** The entry-point label in the END statement does not belong to a defined control section. Probably, an ESD statement is missing.

**System Action:** The invalid statement is ignored. Processing continues unless ACTION CANCEL is specified.

**Programmer Response:** Refer to “General Explanations for 21xx Messages” on page 243. Compare the required linkage editor input statement with the output on SYSLST. Recompile (reassemble) the program and rerun the job. If the problem recurs, consider contacting IBM for a search of its known-problems data base. For error information to be collected and held available, see *z/VSE Guide for Solving Problems*.

**Operator Response:** None.

---

**2148I COMMON AREA *areaname* EXCEEDED SIZE OF CONTROL SECTION WITH IDENTICAL NAME**

**Explanation:** A named COMMON area has been encountered that is larger than a control section with the same name.

**System Action:** The linkage editor uses the length of the specified control section. Processing continues, unless ACTION CANCEL is specified.

**Programmer Response:** Ensure that no named COMMON area is larger than the control section initiating it.

**Operator Response:** None.

---

**2149I THE DISPLACEMENT VALUE OF PSEUDO REGISTER *name* IS TOO LARGE FOR ITS Q-TYPE CONSTANT FIELD**

**Explanation:** The maximum value for displacement or cumulative length is x'FFFFFFFF' (4,294,967,295 bytes). In case that the Q-type constant length was defined as 3 or 2 bytes, then the maximum displacement values are x'FFFFFF' (16,777,215 bytes) or x'FFFF' (65,535 bytes) respectively. Q-type constants of 1-byte length are not allowed.

**System Action:** The linkage editor does not load the Q-type constant field. Processing continues, unless ACTION CANCEL is specified.

**Programmer Response:** Ensure that either the Q-type constant length is large enough or reduce number and/or size

of the external dummy sections.

**Operator Response:** None.

---

**2150I ASSEMBLED ORIGIN LOWER THAN START OF PHASE** *content of statement in error*

**Explanation:** The load address in the TXT or REP statement is lower than the origin of the phase.

**System Action:** The invalid statement is ignored. Processing continues unless ACTION CANCEL is specified.

**Programmer Response:** Check your object code. Correct your program, if necessary; recompile (reassemble) and link-edit the program. If the problem recurs, consider contacting IBM for a search of its known-problems data base. For error information to be collected and held available, see *z/VSE Guide for Solving Problems*.

**Operator Response:** None.

---

**2151I INVALID DELIMITER** *content of statement in error*

**Explanation:** The currently processed REP statement contains a delimiter other than comma or blank. Probable errors are:

- Missing commas between the data fields.
- A character other than a comma is used as a delimiter between data fields.
- A character other than blank is used as a delimiter before the first and after the last data field.

**System Action:** The invalid statement is ignored. Processing continues unless ACTION CANCEL is specified.

**Programmer Response:** Refer to “General Explanations for 21xx Messages” on page 243. Compare required REP statement with the output on SYSLST. Make the necessary corrections and rerun the job.

**Operator Response:** None.

---

**2155I ESID NUMBER DOES NOT POINT TO CSECT** *content of statement in error*

**Explanation:** The ESD-ID number of the currently processed ESD statement does not belong to a defined control section.

**System Action:** The invalid statement is ignored. Processing continues unless ACTION CANCEL is specified.

**Programmer Response:** Refer to “General Explanations for 21xx Messages” on page 243. Compare the required linkage editor input statement type with the output on SYSLST. If a REP statement is in error, correct the ESD-ID field. If another statement is in error, recompile (reassemble) and link-edit the program. If the problem recurs, consider contacting IBM for a search of its known-problems data base. For error information to be collected and held available, see *z/VSE Guide for Solving Problems*.

**Operator Response:** None.

---

**2156I INVALID FORMAT OF RLD CARD** *content of statement in error*

**Explanation:** Self-explanatory.

**System Action:** The invalid statement is ignored. Processing continues unless ACTION CANCEL is specified.

**Programmer Response:** Refer to “General Explanations for 21xx Messages” on page 243. Compare the required RLD statement with the output on SYSLST. Correct the error; recompile (reassemble) the program and rerun the job. If the problem recurs, consider contacting IBM for a search of its known-problems data base. For error information to be collected and held available, see *z/VSE Guide for Solving Problems*.

**Operator Response:** None.

---

**2158I**      **NO CSECT LENGTH SUPPLIED** *content of statement in error*

**Explanation:** An END statement is being processed, but the length of the associated control section has not been supplied (for example, the last CSECT or only CSECT prior to the end card has a length of zero).

**System Action:** The invalid statement is ignored. Processing continues unless ACTION CANCEL is specified.

**Programmer Response:** Submit the program for execution. If execution fails, recompile (reassemble) the program and rerun the job. If execution is successful, ignore the message. If recompilation and link-editing do not correct the problem, consider contacting IBM for a search of its known-problems data base. For error information to be collected and held available, see *z/VSE Guide for Solving Problems*.

**Operator Response:** None.

---

**2160I**      **SVA OPERAND IGNORED - PHASE NOT RELOCATABLE** *content of statement in error*

**Explanation:** The SVA operand is specified in the PHASE statement for a phase that is not relocatable.

**System Action:** The linkage editor ignores the specified SVA operand. Processing continues, unless ACTION CANCEL is specified.

**Programmer Response:** If the affected phase is to be loaded into the SVA, make the necessary changes to ensure that the linkage editor builds a relocatable phase. Possible causes for non-relocatability of the affected phase are:

- An absolute address is specified as origin in the PHASE statement. Change this specification to a relocatable address.
- The entry-point name of a non-relocatable phase or the name of a CSECT of such a phase was used as symbolic origin specification in the PHASE statement. Replace the specification by a name that represents a relocatable address.

**Operator Response:** None.

---

**2161I**      **INVALID OPTION OPERAND IN PHASE STATEMENT** *content of statement in error*

**Explanation:** One of the optional operands of the currently processed PHASE statement (NOAUTO, SVA, and PBDY) is invalid. Probable errors are:

- A misspelled option operand.
- A missing comma between two of the option operands.

**System Action:** The invalid PHASE statement is ignored. Processing continues unless ACTION CANCEL is specified.

**Programmer Response:** Refer to "General Explanations for 21xx Messages" on page 243. Compare the required PHASE statement with the output on SYSLST. Correct the statement in error and rerun the job.

**Operator Response:** None.

---

**2165I**      **WARNING - RMODE=ANY ASSIGNED TO PHASE, BUT THE PHASE CONTAINS 2 AND/OR 3 BYTE RELOCATABLE ADDRESS CONSTANTS**

**Explanation:** An RMODE=ANY has been assigned to the phase, but the phase contains 2 and/or 3 byte relocatable address constants. This means that if the phase is loaded above the 16MB line, these address constants contain invalid values. This may lead to unpredictable results if these address constants are used during processing.

**System Action:** Processing continues, unless ACTION CANCEL is specified.

**Programmer Response:** If necessary, do one of the following.

- Remove the 2 and 3 byte relocatable address constants from your phase, or
- Assign an RMODE=24 to the phase.

**Operator Response:** None

---

**2166I**      **WARNING - AMODE=ANY/RMODE=24 ASSIGNED TO PHASE FROM ESD DATA, BUT AT LEAST ONE CSECT OF THE PHASE HAS AN AMODE=24**

**Explanation:** An AMODE=ANY/RMODE=24 combination has been assigned to the phase from the ESD data of the CSECT containing the entry point of the phase, but there is at least one CSECT contained in the phase which has an AMODE of 24. This may cause the program to fail during execution.

**System Action:** Processing continues, unless ACTION CANCEL is specified.

**Programmer Response:** Do one of the following:

1. If the AMODE=ANY/RMODE=24 specification is incorrect:
  - Specify an AMODE of 24 on the PARM field of the EXEC LNKEDT or on a MODE control statement that overrides the MODE specifications from the ESD data, or
  - Recompile/assemble the source program to obtain an object module with the AMODE=24 indicator for the CSECT containing the entry point.
2. If you only want to suppress this message:
  - Specify the MODE information on the PARM field of the EXEC LNKEDT statement or provide a MODE statement that overrides the MODE specifications from the ESD data, or
  - Recompile/assemble the source program to obtain an object module with the AMODE=ANY or AMODE=31 indicator for all CSECTS.

**Operator Response:** None.

---

**2167I**      **RMODE=ANY FROM ESD DATA IS NOT ACCEPTED FOR A NON-RELOCATABLE PHASE**

**Explanation:** A PHASE statement has been found in this linkage edit job step in which an absolute address is specified as origin, and the RMODE of ANY specified via the ESD data for the phase is not allowed for a non-relocatable phase.

**System Action:** Processing continues (unless ACTION CANCEL is specified), but the phase is assigned an RMODE of 24.

**Programmer Response:** Either

- recompile/assemble the source program to obtain an object module without the RMODE=ANY indicator, or
- change the PHASE statement.

**Operator Response:** None

---

**2168I**      **RMODE=ANY IN MODE CONTROL STATEMENT IS NOT ACCEPTED FOR A NON-RELOCATABLE PHASE**

**Explanation:** A PHASE statement has been found in this linkage edit job step in which an absolute address is specified as origin, and the RMODE of ANY specified in the MODE control statement for the phase is not allowed for a non-relocatable phase.

**System Action:** Processing continues (unless ACTION

CANCEL is specified), but the phase is assigned an RMODE of 24.

**Programmer Response:** Either

- remove or change the MODE control statement, or
- change the PHASE statement.

**Operator Response:** None

**2169I RMODE=ANY IN PARM FIELD OF EXEC LNKEDT STATEMENT IS NOT ACCEPTED FOR A NON-RELOCATABLE PHASE**

**Explanation:** A PHASE statement has been found in this linkage edit job step in which an absolute address is specified as origin, and the RMODE of ANY specified in the PARM field of the EXEC LNKEDT statement is not allowed for a non-relocatable phase.

**System Action:** Processing continues (unless ACTION CANCEL is specified), but the phase is assigned an RMODE of 24.

**Programmer Response:** Either

- remove or change the RMODE specification in the PARM field of the EXEC LNKEDT statement, or
- change the PHASE statement.

**Operator Response:** None

**2170I ESID NUMBER NOT PREVIOUSLY PROCESSED** *content of statement in error*

**Explanation:** The ESD-ID number in the currently processed statement was not processed previously. This error may be the result of a previous error. Possible errors are:

- An incorrect ESD-ID number in a REP statement.
- A previous error such as duplicate entry point labels or an invalid input statement.

**System Action:** The invalid statement is ignored. Processing continues unless ACTION CANCEL is specified.

**Programmer Response:** Refer to "General Explanations for 21xx Messages" on page 243. Compare the required linkage-editor input statement with the output on SYSLST. If a REP statement is in error, determine the correct ESD-ID number from the external symbol dictionary, correct the REP statement, and rerun the job. Else, perform corrective action as required for the previous error(s) and rerun the job.

**Operator Response:** None.

**2171I DUPLICATE MODE CONTROL STATEMENT FOUND FOR CURRENT PHASE - IGNORED**

**Explanation:** If more than one MODE control statement is encountered in the link-edit for a phase only the first MODE control statement following the PHASE statement of the phase used.

**System Action:** Processing continues (unless ACTION CANCEL is specified), but this MODE control statement is ignored as a source of AMODE/RMODE data for the linked phase.

**Programmer Response:** If the phase should not contain more than one MODE control statement, remove the unnecessary MODE control statements and resubmit the job for link-editing.

**Operator Response:** None.

**2172I MODE CONTROL STATEMENT FOUND BEFORE FIRST VALID PHASE STATEMENT**

**Explanation:** The MODE control statement must follow the PHASE statement of the phase.

**System Action:** Processing continues (unless ACTION CANCEL is specified), but this MODE control statement is ignored as a source of AMODE/RMODE data for the linked phase(s).

**Programmer Response:** Either

- remove the MODE control statement from the job, or
- place the MODE control statement behind the PHASE statement of the phase.

**Operator Response:** None.

**2173I INVALID AMODE/RMODE COMBINATION FOUND IN PARAMETER LIST**

**Explanation:** An invalid combination of AMODE and RMODE parameters was found in the parameter list (control block INLCPARB) for the linkage editor call interface.

**System Action:** Processing continues (unless ACTION CANCEL is specified), but the call interface parameter list (control block INLCPARB) is ignored as a source of AMODE/RMODE data for the linked phase(s).

**Programmer Response:** Correct the AMODE and RMODE specification(s) in the call interface parameter list INLCPARB so that the combination of AMODE/RMODE specifications is valid.

**Operator Response:** None.

**2174I INVALID AMODE/RMODE COMBINATION FOUND IN ESD DATA FOR CSECT**

*csectname content of statement in error*

**Explanation:** An invalid combination of AMODE=24 and RMODE=ANY was found in the ESD data.

**System Action:** Processing continues (unless ACTION CANCEL is specified), but the control section is processed as having an AMODE of 24 and an RMODE of 24.

**Programmer Response:** Either

- correct the ESD data to indicate a valid AMODE/RMODE combination, or
- correct the AMODE/RMODE statements in your source program and recompile/assemble the source program to obtain an object module without the erroneous AMODE/RMODE indicators.

**Operator Response:** None.

**2175I INVALID AMODE/RMODE COMBINATION FOUND IN PARM FIELD OF EXEC LNKEDT STATEMENT**

**Explanation:** An invalid combination of AMODE and RMODE parameters was specified in the PARM field of the EXEC LNKEDT statement.

**System Action:** Processing continues (unless ACTION CANCEL is specified), but the PARM field is ignored as a source of AMODE/RMODE data for the linked phase(s).

**Programmer Response:** Either

- remove the AMODE and RMODE specification(s) from the PARM field, or
- correct the PARM field so that the combination of AMODE/RMODE specifications is valid.

**Operator Response:** None.

---

**2176I      INVALID AMODE/RMODE COMBINATION  
FOUND IN MODE CONTROL STATEMENT**  
*content of statement in error*

**Explanation:** An invalid combination of AMODE and RMODE parameters was specified on the MODE control statement.

**System Action:** Processing continues (unless ACTION CANCEL is specified), but the MODE control statement is ignored as a source of AMODE/RMODE data for the linked phase.

**Programmer Response:** Either

- remove the MODE control statement, or
- correct the MODE control statement so that the combination of AMODE/RMODE specifications is valid.

**Operator Response:** None.

---

**2177I      RMODE=ANY FROM ESD DATA IS  
INCOMPATIBLE WITH OVERLAY  
PROGRAM STRUCTURE**

**Explanation:** A PHASE statement has been found in this linkage edit job step in which as origin a "symbol" or "ROOT" is specified, or "\*" is specified and it is not the first phase. The RMODE=ANY assigned from the ESD data to the phase is incompatible with this PHASE statement specification.

**System Action:** Processing continues (unless ACTION CANCEL is specified), but all phases in this linkage edit job step are assigned an RMODE of 24.

**Programmer Response:** Either

- recompile/assemble the source program to obtain an object module without the RMODE=ANY indicator, or
- change the PHASE statement(s).

**Operator Response:** None.

---

**2178I      RMODE=ANY IN MODE CONTROL  
STATEMENT IS INCOMPATIBLE WITH  
OVERLAY PROGRAM STRUCTURE**

**Explanation:** A PHASE statement has been found in this linkage edit job step in which as origin a "symbol" or "ROOT" is specified, or "\*" is specified and it is not the first phase. The RMODE=ANY specified on the MODE control statement is incompatible with this PHASE statement specification.

**System Action:** Processing continues (unless ACTION CANCEL is specified), but the RMODE specification on the MODE control statement is ignored and all phases in this linkage edit job step are assigned an RMODE of 24.

**Programmer Response:** Either

- remove or change the MODE control statement, or
- change the PHASE statement(s).

**Operator Response:** None.

---

**2179I      RMODE=ANY IN PARM FIELD OF EXEC  
LNKEDT STATEMENT IS INCOMPATIBLE  
WITH OVERLAY PROGRAM STRUCTURE**

**Explanation:** A PHASE statement has been found in this linkage edit job step in which as origin a "symbol" or "ROOT" is specified, or "\*" is specified and it is not the first phase. The RMODE=ANY specified in the PARM field of the EXEC LNKEDT statement is incompatible with this PHASE statement specification.

**System Action:** Processing continues (unless ACTION CANCEL is specified), but the RMODE specified in the PARM field of the EXEC LNKEDT statement is ignored and all phases in this linkage edit job step are assigned an RMODE of 24.

**Programmer Response:** Either

- remove or change the RMODE specification in the PARM field of the EXEC LNKEDT statement, or
- change the PHASE statement(s).

**Operator Response:** None.

---

**2180I      NO COMPILER OUTPUT ON SYSLNK**

**Explanation:** The linkage editor was invoked implicitly by a GO operand in an EXEC statement, but the SYSLNK file contained no compiler (or assembler) output. Possible errors are:

- The language translator executed without the LINK option
- The program specified in the EXEC statement was not a language translator.

**System Action:** The linkage editor terminates the job with RC=16.

**Programmer Response:** One of the following:

- Specify the LINK option for your language translator run.
- Correct the EXEC statement in your job stream if no language translator run is intended.

If the problem recurs, consider contacting IBM for a search of its known-problems data base. For error information to be collected and held available, see *z/VSE Guide for Solving Problems*.

**Operator Response:** None.

---

**2181I      LAST PHASE PROCESSED HAS NO VALID  
OBJECT CODE**

**Explanation:** No valid storage assignment in the final phase of the object module. The reason may be, for example:

- The PHASE statement is out of order: it follows rather than precedes the associated INCLUDE statement or the associated object deck.
- INCLUDE statement is missing.
- An object deck is missing completely or in part.
- One or more TXT statements are missing (TXT statements may be regarded as missing if they belong to a control section which is already contained in the root phase and therefore is not duplicated in any other phase).
- A compile job failed in a previous job step.
- SYSIPT is not assigned correctly.
- The name of the sublibrary to be used was misspelled in the SEARCH operand of the applicable LIBDEF statement.

**System Action:** The linkage editor terminates the job with RC=16.

**Programmer Response:** Check your input to the linkage editor for possible errors as listed above. Make corrections as necessary and rerun the job.

**Operator Response:** None.

---

**2182I      NO END CARD BEFORE ENTRY  
STATEMENT**

**Explanation:** No END statement encountered before an ENTRY statement. Possible errors are:

- A portion of the object deck is missing.
- The ENTRY statement is out of order.

**System Action:** The linkage editor terminates the job with RC=16.

**Programmer Response:** Correct the placement of the ENTRY statement or recompile (reassemble) the affected source code. Rerun the job.

**Operator Response:** None.

---



---

**2183I ERROR LIMIT EXCEEDED**

**Explanation:** The total number of errors has exceeded the specified limit.

**System Action:** The linkage editor terminates the job with return code 16.

**Programmer Response:** The default limit is 256. Any other limit between 1 and 9999 may be set using the ERRLMT option in the ACTION statement.

**Operator Response:** None.

---

**2185I ERROR DURING LINK OF SYSTEM COMPONENT (DOLLAR PHASE)**

**Explanation:** An error occurred during link-editing of a phase whose name starts with \$ or of a phase structure containing such a phase.

**System Action:** The linkage editor terminates the job with RC=16.

**Programmer Response:** Review the error output on SYSLST. Make corrections as necessary and rerun the job. If IBM supplied code is involved, contact IBM for a search of its known-problems data base. For error information to be collected and held available, see *z/VSE Guide for Solving Problems*.

**Operator Response:** None.

---

**2186I TOO MANY PHASES, ONLY ONE IS ALLOWED IF OPTION LINK USED**

**Explanation:** An attempt was made to link two or more phases in one job for which OPTION LINK was specified.

**System Action:** The linkage editor terminates the job with RC=16.

**Programmer Response:** Use OPTION CATAL or run a separate job for each of the phases that are to be linked.

**Operator Response:** None.

---

**2187I PARTITION ALLOCATION TOO SMALL, NOT ALL CSECT NAMES CAN BE SORTED**

**Explanation:** The space allocated to the partition is too small. The linkage editor cannot build the table needed for sorting the CSECT names of the currently processed phase.

**System Action:** Processing continues (unless ACTION CANCEL is specified), but one or more CSECT names will not appear on the link map.

**Programmer Response:** If you need a link map, rerun the job in a larger partition.

**Operator Response:** None.

---

**2188I TOO MANY RLD ITEMS, ONLY 65534 ITEMS ARE ALLOWED**

**Explanation:** An attempt was made to link a phase with more than 65534 RLD items.

**System Action:** The linkage editor terminates the job with RC=16.

**Programmer Response:** Check your input for the linkage editor for possible errors or split the phase into two or more phases and rerun the job.

**Operator Response:** None.

---

**2189I CURRENT PHASE TOO LARGE, MAXIMUM PHASE SIZE IS: 16MB MINUS PHASE ORIGIN**

**Explanation:** The maximum size of a linked phase is: 16MB minus the specified origin in the PHASE card. For example, this origin is the partition start address of the partition in which the linkage editor is running if "S" is specified as the origin, or if "\*" is specified as the origin and it is the first PHASE statement processed.

**System Action:** The linkage editor terminates the job with RC=16.

**Programmer Response:** Either

- correct the specification of the origin in the PHASE statement, or
- if applicable, link the phases in a partition with a lower partition start address, or
- check your input to the linkage editor for possible errors.

**Operator Response:** None.

---

**2190I PARTITION IS TOO SMALL**

**Explanation:** The storage space required by the linkage editor for processing is too small. Possible errors are:

- The value specified for SIZE in the EXEC statement is too small.
- SIZE=AUTO is specified in the EXEC statement.
- If running REAL mode, too few pages can be fixed.

**System Action:** The linkage editor terminates the job with RC=16.

**Programmer Response:** Correct the input and rerun the job. If necessary, have the operator issue the MAP command and make the corresponding output available to you.

**Operator Response:** None.

---

**2191I END OF FILE REACHED ON SYS001**

**Explanation:** while attempting to write to the disk extent assigned to SYS001, the linkage editor reached the end of that extent.

**System Action:** The linkage editor terminates the job with RC=16.

**Programmer Response:** Make a larger extent available and rerun the job.

**Operator Response:** None.

---

**2192I PHASE\*\*\* INVALID FOR OPTION CATAL**

**Explanation:** OPTION CATAL was specified, but the PHASE statement is missing.

**System Action:** The linkage editor creates a dummy PHASE statement (using PHASE\*\*\* as the name of the phase). Then the job is terminated with RC=16. The program with the phase name PHASE\*\*\* is not cataloged.

**Programmer Response:** Insert a PHASE statement at the beginning of the object deck and rerun the job.

**Operator Response:** None.

---

**2193I VIRTUAL IO AREA FULL FOR OPTION LINK**

**Explanation:** The system's virtual I/O area is too small to contain the phase that is being linked, or the system GETVIS area was exhausted during the operation.

**System Action:** The linkage editor terminates the job with RC=16.

**Programmer Response:** Either:

- Rerun the job with OPTION CATAL specified.
- Rerun the job after having defined a larger virtual I/O area.

**Operator Response:** None.

---

**2195I NO TARGET CATALOG SUBLIBRARY  
SPECIFIED**

**Explanation:** The linkage editor requires, for OPTION CATAL, a CATALOG=library.sublibrary specification in a LIBDEF statement in order to catalog a phase.

**System Action:** The linkage editor terminates the job with RC=16.

**Programmer Response:** Rerun the job with a LIBDEF statement specifying a sublibrary for cataloging.

**Operator Response:** None.

---

**2197I READING PAST END OF FILE ON SYSLNK**

**Explanation:** The linkage-editor reached the end of the SYSLNK extent without having encountered a software end-of-file indication.

**System Action:** The linkage editor terminates the job with RC=16.

**Programmer Response:** Review the output on SYSLST. One error may be that SYSLNK has been concurrently deleted or overwritten by another task. Make corrections as necessary and rerun the job. If the problem recurs, consider contacting IBM for a search of its known-problems data base. For error information to be collected and held available, see *z/VSE Guide for Solving Problems*.

**Operator Response:** None.

---

**2199I ERROR HAS OCCURRED DURING  
LINKAGE EDITING**

**Explanation:** The message informs the operator that the linkage editor found an error.

**System Action:** The system continues processing after having written one of the following to the device assigned to SYSLST:

- One of the messages 2100I through 2179I (except messages 2139I and 2171I)
- The unnumbered message: **\*\* MODULE *modulename* NOT FOUND \*\***

The affected link-edit run may have been canceled.

**Programmer Response:** Check your SYSLST output for information as indicated under "System Action" above.

**Operator Response:** Report the message to your programmer.

---

## 3-Prefix z/VSE Messages

---

**3M15I** EXECUTION CANNOT CONTINUE *xxxxx*  
where *xxxxx* is one of the following:  
1. ACCESS TO SOURCE LIBRARY FAILED  
2. INSUFFICIENT GETVIS SPACE  
3. NO LINKAGE TO *phasename* POSSIBLE

**Explanation:**

1. During initial access to the specified library an error was detected.
2. The operation you attempt cannot be executed as there is insufficient partition GETVIS space.
3. The named phase could not be located in the system.

**System Action:** The job is canceled.

**Programmer Response:**

1. Correct the definition of the required library and resubmit the job.
2. Submit a SIZE command to give more space to the partition GETVIS area.
3. Run a linkage edit to catalog the phase into the system.

---

**3M17I** INTERNAL LIBRARIAN ERROR *reason*  
where *reason* is one of the following:  
1. Blank  
2. PROGRAM ERROR  
3. INVALID DATA

**Explanation:** The librarian function currently executing cannot execute properly due to invalid data of program status.

**System Action:** The system cancels the job and causes a dump to be taken.

**Programmer Response:** If this message occurs during an update operation of the library such as condense or catalog, the library may no longer be usable and will have to be restored. If this message occurs during a read operation such as directory printout or member printout, the library is not affected.

**Operator Response:** Keep the dump which is always produced with this message for problem determination. Contact IBM for a search of IBM's known problems data base.

## Prefix 3





**Programmer Response:** If the job was canceled, verify that the correct tape volume was mounted and that it was properly positioned. Check the program which created the tape to ensure that standard labels were written onto the tape. Make the necessary corrections and rerun the job.

**Operator Response:** For type code I — None. For type code D — One of the following:

- Press END/ENTER to cancel the job. Report the message to your programmer.
- Enter IGNORE to continue processing if you are sure that the label is not necessary. **However**, this will not be allowed if the Access Control Function has been activated with the IPL SYS command SEC=YES. IGNORE will be accepted if the Access Control Function is active with SEC=YES,NOTAPE.

---

**4114D FILE SEQ. NO. ERROR TLBL=*fileseqno*  
[*filename*] [SYSxxx=*cuu*]**

**Explanation:** The file sequence number in the HDR1 label is not the same as the one specified by the TLBL= statement. Either the tape is beyond the correct file, or TLBL= specified the wrong sequence number.

**System Action:** If SYSLOG is assigned to a display-type console device, the system waits for an operator response. Otherwise, the system cancels the job.

**Programmer Response:** Ensure that the positioning instruction for the file is correct, and that both the TLBL= file sequence number and the permanent label are both correct. Compare your specifications with the latest LSERV output. Make the necessary changes, and rerun the job.

**Operator Response:** Perform one of the following, as appropriate:

1. Ensure that the correct volume is mounted, and that it is positioned correctly. If you change the volume or its position, enter either RETRY or NEWTAP to continue processing (if the file in process is a standard-labeled file, the system first rewinds the tape).
2. Press END/ENTER to cancel the job. Report the problem to the responsible programmer.
3. If a standard-labeled input or workfile was specified, enter IGNORE to continue processing. The system processes a standard-labeled workfile as an output file by writing a standard HDR1 label. Otherwise, the system processes the file without checking the sequence number.

---

**4115D FILE SERIAL NO. ERROR TLBL=*volume-id*  
[*file-name*][SYSxxx=*cuu*] *file-serial-no*.**

**Explanation:** The file serial number in the last header label as displayed in the message does not match the serial number specified in the TLBL statement. The wrong file or file set is mounted or the serial number specified in the TLBL statement is incorrect.

**System Action:** The system waits for an operator response if SYSLOG is assigned to a display-type console device. Else the system cancels the job.

**Programmer Response:** If the job is canceled, check the TLBL statement for errors; also ensure that the correct tape volume or set of volumes was mounted. You may have to check your specifications against your latest LSERV output. Make the necessary corrections and resubmit the job.

**Operator Response:** Verify that the correct tape volume is mounted. If a wrong volume was mounted, mount the correct one and enter NEWTAP to have the system continue processing. Else, do one of the following:

- Press END/ENTER to cancel the job. Report the message to your programmer.

- Enter IGNORE to continue processing if you are sure that the label is not required. **However**, this will not be allowed if the Access Control Function has been activated with the IPL SYS command SEC=YES. IGNORE will be accepted if the Access Control Function is active with SEC=YES,NOTAPE.

---

**4116D VOLUME SEQ. NO. ERROR  
[*file-name*][SYSxxx=*cuu*]  
*header-label-sequence-no*.**

**Explanation:** The wrong volume of a set of volumes is mounted. The volume sequence number in the header label (displayed in the message) does not match the volume sequence number in the TLBL statement.

**System Action:** The system waits for an operator response if SYSLOG is assigned to a display-type console device. Else the system cancels the job.

**Programmer Response:** If the job was canceled, rerun the job after having ensured that the correct volume is mounted. If permanently defined labels are used, you may want to check your latest LSERV output.

**Operator Response:** Either of the following:

- Verify that the correct volume is mounted. If a wrong volume is mounted, mount the correct one. Then enter NEWTAP to have the system continue processing.
- Press END/ENTER to have the system cancel the job.

---

**4117D NO TM FOUND ON READBACK  
[*file-name*][SYSxxx=*cuu*] *last-tape-record-read***

**Explanation:** Read backward was specified and no tape mark was found as the first record. IOCS cannot correctly position the file.

**System Action:** The system waits for an operator response if SYSLOG is assigned to a display-type console device. Else the system cancels the job.

**Programmer Response:** Make sure there was no tape repositioning between the output CLOSE and the read-back OPEN. If your program does not include this CLOSE, insert it in your program's output-processing routine. Correct your repositioning instructions, if they were incorrect. Rerun the job.

**Operator Response:** Either of the following:

- Press END/ENTER to have the system cancel the job. Report the message to your programmer.
- Enter IGNORE to have the system continue processing. In this case, the system processes the file without any further checking of tape positioning. However, if the system's access control function has been activated during system start-up, this is an invalid response.

---

**4118t FILE ID ERROR ON READBK  
[*file-name*][SYSxxx=*cuu*] *file-identifier***

**Explanation:** Read backward was specified, and the system found that the file identifier in the trailer label (displayed in the message) does not match the information in the TLBL statement.

**System Action:** For type code I — The system cancels the job. For type code D — The system waits for an operator response.

**Programmer Response:** If the job was canceled, check the TLBL statement for errors in the file ID and ensure that the tape was not repositioned before the read backward OPEN was issued. Check that the program building or processing the file in forward-read mode did not request a rewind during CLOSE. Check that the failing OPEN statement specifies the

correct file name. Make the necessary corrections and rerun the job.

**Operator Response:** For type code I — None. For type code D — Either of the following:

- Press END/ENTER to have the system cancel the job. Report the message to your programmer.
- Enter IGNORE to have the system continue processing if the label information is not needed. **However**, this will not be allowed if the Access Control Function has been activated with the IPL SYS command SEC=YES. IGNORE will be accepted if the Access Control Function is active with SEC=YES,NOTAPE.

**4119D** FILE UNEXPIRED [*file-name*][SYSxxx=cuu]  
*header-label-read*

**Explanation:** The expiration date on the volume mounted as scratch tape has not been reached; the tape is still active.

**System Action:** The system waits for an operator response if SYSLOG is assigned to a display-type console device. Else the system cancels the job.

**Programmer Response:** If the job is canceled, rerun it after having made sure that the tape volume mounted as a scratch tape does not contain an unexpired file.

**Operator Response:** One of the following:

- Press END/ENTER to have the system cancel the job. Report the message to your programmer.
- Mount a new tape volume and enter NEWTAP to continue processing.
- Enter IGNORE to have the system continue processing with the currently mounted tape volume. In this case, the system overwrites the existing header label. **However**, this will not be allowed if the Access Control Function has been activated with the IPL SYS command SEC=YES. IGNORE will be accepted if the Access Control Function is active with SEC=YES,NOTAPE.

**4120I** TAPE POSITIONED WRONG  
*[file-name][SYSxxx=cuu]*

**Explanation:** An input file is to be read backward, but

- The tape is positioned at its load point.
- The tape is not positioned at its load point, but IOCS could not find a trailer label needed to create a new set of file labels.
- The file being processed:
  - Spans two or more volumes (a multi-volume file).
  - Is defined by permanently stored label information.
  - Its second (or subsequent volume) is to be accessed and this volume is not positioned at end-of-file.

**System Action:** The job is canceled.

**Programmer Response:**

1. Verify that the correct tape volume was mounted. Ensure that, in your program, you issue a CNTRL macro that positions the tape at the end of the file.
2. Resubmit the job.

**Operator Response:** None.

**4121A** NO ALTERNATE DRIVE ASSIGNED  
SYSxxx=cuu

**Explanation:** The indicated logical unit (SYSPCH, SYSLST, or SYSOUT) is assigned to a tape drive on which end-of-reel has been reached, and no alternate tape is assigned.

**System Action:** The system, after having closed the system file and having rewound and unloaded the tape, waits for an operator response.

**Programmer Response:** If the affected tape volume was to be

used later as SYSIPT tape, rerun the job(s). Ensure that there is enough space on the available tape to build the complete SYSIPT tape.

**Operator Response:** Mount a new tape volume and enter NEWTAP to have the system continue processing. Report the message to your programmer.

**4122I** EOF ENCOUNTERED SYSxxx=cuu

**Explanation:** End of volume has been reached while writing to a system file (SYSLST, SYSPCH, or SYSOUT) assigned to a tape drive.

**System Action:** The system issues message 4121A.

**Programmer Response:** None.

**Operator Response:** None.

**4123t** WRONG POSITION FOR READBACK  
*[file-name][SYSxxx=cuu] last-tape-record-read*

**Explanation:** Read backward was specified and no tape mark or label was found as the second record. IOCS cannot position the tape correctly. This may be caused by one of the following:

- The tape is not correctly assigned.
- The tape file was not properly closed after output.
- The DTFMT macro for the read-backward file contains an incorrect logical-unit specification.
- The tape has been repositioned since the completion of an output function.

**System Action:** For type code I — The system cancels the job. For type code D — The system waits for an operator response.

**Programmer Response:** Check that, in your program, the correct logical unit is specified and the program's output processing routine issues a CLOSE. Check that no reference to that logical unit is made after the CLOSE in your program's output routine and before the OPEN for read backward in your program's input routine.

**Operator Response:** For type code I — None. For type code D — One of the following:

- Press END/ENTER to have the system cancel the job. Report the message to your programmer.
- Enter IGNORE to have the system continue processing the file. In this case, no further checking of tape positioning is done by the system. **However**, this will not be allowed if the Access Control Function has been activated with the IPL SYS command SEC=YES. IGNORE will be accepted if the Access Control Function is active with SEC=YES,NOTAPE.

**4124I** TOO MANY USER LABELS  
*[file-name][SYSxxx=cuu]*

**Explanation:** An attempt was made to process more than eight user-header labels for the file named in the message.

**System Action:** The job is canceled.

**Programmer Response:** Check that LBRET2 is not issued more than seven times. LBRET1 must be used to write the UHL8 label (or last user label if less than eight). Correct the label-exit routine (LABADDR=name) in your program and rerun the job.

**Operator Response:** None.

**4125D** VOL1 LABEL FOUND [*file-name*][SYSxxx=cuu] *last-tape-record-read*

**Explanation:** Either of the following:

- An unlabeled output file was specified and a volume label was found on the tape.

- An unlabeled tape input file was specified and a volume label is found to exist on the tape.

**System Action:** The system waits for an operator response.

**Programmer Response:** Request that the job be rerun after checking the correct tape.

**Operator Response:** Check that the correct tape is mounted, then do one of the following:

- Press END/ENTER to have the system cancel the job if the program running in the affected partition is not a continuously running program such as VSE/POWER. Report the message to your programmer.
- Mount a new tape and enter NEWTAP to have the system continue processing.
- Enter IGNORE to have the system continue processing. This causes the volume label and all other labels on the volume to be destroyed. **However**, this will not be allowed if the Access Control Function has been activated with the IPL SYS command SEC=YES. IGNORE will be accepted if the Access Control Function is active with SEC=YES,NOTAPE.

**4126I**      **EOV ENCOUNTERED** [*file-name*][SYS:*xxx=cuu*]

**Explanation:** The DTFMT operand HDRINFO=YES was specified, and this message is printed each time the EOV routine is called.

**System Action:** Processing continues.

**Programmer Response:** None.

**Operator Response:** None.

**4127A**      **EOV WHILE WRITING EOF**

**Explanation:** End-of-volume of tape encountered during end-of-file handling.

**System Action:** The system waits for an operator response.

**Programmer Response:** None

**Operator Response:**

- Mount a new tape volume and enter NEWTAP to have the system continue processing, or
- Press end/enter to cancel the job.

**4128I**      **ACCESS TO FILE NOT ALLOWED** [*filename*][SYS:*xxx=cuu*]

**Explanation:** The access control function is active, an open for an unlabeled tape file is in process and one of the following is true:

- the DTFMT macro specified REWIND=NORWD, or
- the actual tape is a labeled tape.

**System Action:** The system cancels the job.

**Programmer Response:** Rerun the job without the access control function active.

**Operator Response:** None.

**4130D**      **EOF OR EOV INQUIRY** [*file-name*][SYS:*xxx=cuu*]

**Explanation:** A tapemark was sensed on an input file and the system cannot determine whether the condition is EOF or EOV.

**System Action:** The system waits for an operator response if SYSLOG is assigned to a display-type console device. Else the system cancels the job.

**Programmer Response:** If the job is canceled, rerun it after having passed appropriate response instructions to the operator.

**Operator Response:** Either of the following:

- Enter EOF or EOV if you are sure that the tape mark indicates end of file or end of volume, respectively.
- Press END/ENTER to have the system cancel the job. Report the message to your programmer.

**4131t**      **BLOCK COUNT ERROR**

[*file-name*][SYS:*xxx=cuu*] DTF=*blockcount*  
LBL=*blockcount*

**Explanation:** The block count stored in the DTF table (DTF=*blockcount*) does not match the block count in the currently processed input file's trailer label (LBL=*blockcount*).

**System Action:** For type code D — the system waits for an operator response if SYSLOG is assigned to a display-type console device. For type code I — the system issues message 4131I and continues processing.

**Programmer Response:** If the tape was created using DTFPH, check the program that created the tape to verify that the block count was properly maintained. If the tape was created using DTFMT, verify that the file's DTF table was not altered between the run that created the affected file and the run that processed the file. Check the system log for a BYPASS response to an I/O message. If there is one, rebuild the tape containing the record in error and rerun the job. For type code I — the DTF block count is modulo one million.

**Operator Response:** Either of the following:

- Press END/ENTER to have the system cancel the job. Report the message to your programmer.
- Enter IGNORE to continue processing if the block count is unimportant.

**4132D**      **ERROR IN FILE ID** [*file-name*][SYS:*xxx=cuu*]  
*file-identifier*

**Explanation:** The 17-byte file-ID in the HDR1 label (displayed in the message) does not match the one supplied in the TLBL statement.

**System Action:** The system waits for an operator response if SYSLOG is assigned to a display-type console device. Else the system cancels the job.

**Programmer Response:** If the job was canceled, verify that the file identifier given in the TLBL statement (or stored as permanent label information) is correct. Verify that the correct tape was mounted and that the positioning information was correct. You may have to consult your latest LSERV output if permanent label information was used for processing the file. Make corrections as necessary and rerun the job.

**Operator Response:** Verify that the correct tape volume is mounted and correctly positioned. If a wrong volume is mounted, mount a new tape and enter NEWTAP to continue processing. Else do one of the following:

- Press END/ENTER to have the system cancel the job. Report the message to your programmer.
- Enter IGNORE to continue processing with the mounted tape volume. **However**, this will not be allowed if the Access Control Function has been activated with the IPL SYS command SEC=YES. IGNORE will be accepted if the Access Control Function is active with SEC=YES,NOTAPE.

**4133D**      **ERROR IN HDR LBL** [*file-name*][SYS:*xxx=cuu*]

**Explanation:** An error was detected in one of the following fields in the header label: generation number, version number, creation date.

**System Action:** The system waits for an operator response if SYSLOG is assigned to a display-type console device. Else the system cancels the job.

**Programmer Response:** If the job was cancelled, check that



the correct tape volume was mounted. Check your specifications in the TLBL statement for the file. If permanently stored label information was used for the job, check your latest LSERV output. For input files, check whether the file creation date, version number of generation number matches with those values supplied by the TLBL statement. To print the HDR1 label information, use the HDRINFO=YES operand of the DTFMT macro. Make corrections as necessary and rerun the job.

**Operator Response:** One of the following:

- Press END/ENTER to have the system cancel the job. Report the message to your programmer.
- Mount a new tape volume and enter NEWTAP to have the system continue processing.
- Enter IGNORE to continue processing with mounted tape volume if it is the correct one. **However**, this will not be allowed if the Access Control Function has been activated with the IPL SYS command SEC=YES. IGNORE will be accepted if the Access Control Function is active with SEC=YES,NOTAPE.

---

**4135D**            **AUTOMATIC LOADER IN WRONG MODE**  
*(filename) SYSxxx=cuu*

**Explanation:** EOV was encountered on a device with an automatic cartridge loader, where tapes are still available but no REWIND UNLOAD was performed to load the next tape.

**System Action:** The system waits for an operator response.

**Programmer Response:** Ensure that the follow-on tape can be used.

**Operator Response:** Press END/ENTER to cancel the job. Enter IGNORE to continue on the same logical unit; the actual tape will be REWIND UNLOADED. Enter NEWTAP to continue processing on the alternate assigned logical unit, if there is one assigned.

**Note:** If the ACL is active, ignore message 0P08I INTERVENTION REQUIRED. The system continues processing.

---

**4140A**            **NO ALTERNATE DRIVE ASSIGNED**  
*[file-name][SYSxxx=cuu]*

**Explanation:** An end-of-volume condition occurred for an input or output file and either no alternate drive or not enough alternate drives was specified.

**System Action:** The system waits for an operator response if SYSLOG is assigned to a display-type console device, or cancels the job.

**Programmer Response:** If the job is canceled, rerun the job either with an alternate tape drive or drives, or with a tape volume mounted with enough free space.

**Operator Response:** Either of the following:

- Enter CANCEL to have the system cancel the job. Report the message to your programmer.
- Mount a new tape volume on the indicated drive and enter NEWTAP to have the system continue processing.

---

**4141D**            **FILE EXPIRED** *[filename] [SYSxxx = cuu]*  
*last-label-read*

**Explanation:** The date of expiration has passed for the standard-labeled work file being opened, or for the data file being opened for extension.

**System Action:** The system waits for an operator response.

**Programmer Response:** None.

**Operator Response:** Do one of the following, as appropriate:

- Press END/ENTER to have the system cancel the job. Report the message to your programmer.
- Mount a new tape volume and enter NEWTAP to have the system continue processing.
- Enter IGNORE to continue processing the mounted tape by processing header labels as done for output files. **However**, this will not be allowed if the Access Control Function has been activated with the IPL SYS command SEC=YES. IGNORE will be accepted if the Access Control Function is active with SEC=YES,NOTAPE. Otherwise, IGNORE is an invalid response.  
Enter BYPASS to continue processing the mounted tape by processing the header labels as done for input files.

---

**4151I**            **HDR1 LABEL INFORMATION**  
*[file-name][SYSxxx=cuu] last-label-read*

**Explanation:** HDRINFO=YES was specified in the DTFMT macro for the file. The header label displayed by the system includes information as follows:

File-ID  
 File serial number  
 Volume sequence number  
 File sequence number  
 Version number  
 Creation date and expiration date

**System Action:** Processing continues.

**Programmer Response:** None.

**Operator Response:** None.

---

**4160I**            **TAPE LIBRARY REQUEST NOT EXECUTABLE (SYSxxx=cuu) RETURN CODE = xxxx , REASON CODE= xxxx**

**Explanation:** An internal LBSERV macro error occurred, please check the return code and reason code to see where the problem comes from.

Reason Code:

< C'4000' error detected by RMS or LCDD  
 > C'5000' and < C'6000' error detected by VGS or LCDD  
 > C'6000' error detected by LBSERV macro

**System Action:** The job is canceled.

**Programmer Response:** Check the return code and the reason code to see if there is a LBSERV macro call set up incorrectly.

**Operator Response:** Report the message to your programmer.

---

**4170A**            **FILE PROTECTED TAPE**  
*[file-name][SYSxxx=cuu]*

**Explanation:** The tape drive at the indicated channel and unit address is to be used for creating an output file, but the mounted volume is file-protected.

**System Action:** The system waits for an operator response if SYSLOG is assigned to a display-type console device. Else the system cancels the job.

**Programmer Response:** If the job is canceled, rerun the job and ensure that a tape reel with a file-protect ring is mounted on the assigned tape drive.

**Operator Response:**

1. Either insert a file-protect ring in the currently mounted tape reel and remount that reel or mount a new, non-protected tape volume.
2. Enter NEWTAP to have the system continue processing.

---

**4171D UNEXPIRED FILE SYSxxx=cuu file-identifier**  
**Explanation:** The HDR1 label of the tape file whose identifier is displayed in the message has an unexpired date.

**System Action:** The system waits for an operator response.

**Programmer Response:** None.

**Operator Response:** Either of the following:

- Verify that the correct tape volume is mounted. Mount a new tape volume if a wrong volume is mounted and enter NEWTAP to have the system continue processing.
- Enter IGNORE to have the system continue processing with the currently mounted tape volume. In this case, the system overwrites the affected HDR1 label with a new HDR1 record containing 76 binary zeros followed by a tapemark.

---

**4172D INVALID LABEL SET SYSxxx=cuu**

**Explanation:** The label on the specified tape is neither an IBM-standard label nor a tapemark.

**System Action:** The system waits for an operator response.

**Programmer Response:** None.

**Operator Response:** Ensure that the correct tape volume is mounted; then do either of the following:

- Mount a new tape and enter NEWTAP to have the system continue processing.
- Enter IGNORE. In this case, the system writes a tape mark on the currently mounted tape and continues processing (no further label checking is done by the system).

---

**4179I GETVIS FAILED RC=nnn [filename][SYSxxx = cuu]**

**Explanation:** A GETVIS macro issued to get working storage for an OPEN or CLOSE function failed for the reason given by the return code (RC=nnn) in the message. For an explanation of these codes, refer to "VSE/Advanced Functions Return Codes" on page 752.

**System Action:** The job is canceled.

**Programmer Response:** Ensure that more GETVIS space is available by doing either of the following:

- Specifying a smaller SIZE value in the EXEC statement.
- Increasing the storage allocation for this partition, or use a larger partition.

Rerun the job.

**Operator Response:** None.

---

**4181I NO LABEL INFORMATION**  
 [filename][SYSxxx = cuu] [volume-id]

**Explanation:** The message occurs because there is no label information for the named file in the system's label-information area.

**System Action:** The system cancels the job.

**Programmer Response:** Use your latest LSERV output to check the label information that is stored permanently in your system's label information area. Submit label information not yet permanently stored but required for repeated use. For information how to store label information permanently, see the publication *z/VSE Guide to System Functions*.

---

**4183I INVALID LOGICAL UNIT**  
 [file-name][SYSxxx=cuu]

**Explanation:** The named logical unit is assigned IGN (ignore), UA (unassigned), or to a unit other than a tape. If the logical unit assignment is IGN or UA, the unit's device address (cuu) is not displayed.

**System Action:** The job is canceled.

**Programmer Response:** Rerun the job after having ensured that the logical unit assignment is correct.

**Operator Response:** None.

---

**4184A DEVICE IS WRITE PROTECTED**

**Explanation:** A device is write protected or a 3592 WORM (write once read multiple) volume which contains a VOL1 label + data is mounted.

**System Action:** The system waits for an operator response if SYSLOG is assigned to a display-type console device. Otherwise the system cancels the job.

**Programmer Response:** If the job is canceled, rerun the job and ensure that a tape reel without write protection is mounted on the assigned tape drive.

**Operator Response:** Check that the correct tape volume is mounted. If so, remove write protection from the volume and enter IGNORE to have the system continue processing. For 3592 WORM volumes, remove the volume, mount another one and enter IGNORE to have the system continue processing.

---

**4185I INVALID FORMAT RECORD**

**Explanation:** An invalid format descriptor statement was read.

**System Action:** The job is canceled.

**Programmer Response:** Check the format descriptor statements for errors. Make the necessary corrections and resubmit the job.

**Operator Response:** None.

---

**4186A TAPE UNIT NOT READY**  
 [filename][SYSxxx=cuu] [volume-id]

**Explanation:** The system issued a sense command to a tape drive that is in "not ready" state.

**System Action:** The system waits for an operator response.

**Programmer Response:** For a canceled job, first be sure that the correct tape volume is mounted and that the tape unit is both ready and assigned. Then rerun the job.

**Operator Response:** Do one of the following, as appropriate:

1. Set the tape drive to "ready" state and enter IGNORE to continue processing.
2. Mount the tape on another drive, and rerun the job.
3. Press END/ENTER to cancel the job, and report the message to the responsible programmer.

---

**4190I LOGICAL UNIT NOT ASSIGNED TO A TAPE** [filename] [SYSxxx=cuu]

**Explanation:** The logical unit specified by the ASSGN statement is not assigned to a tape unit.

**System Action:** The system cancels the job.

**Programmer Response:** Correct the logical unit assignment for the tape unit. Rerun the job.

**Operator Response:** None.

---

**4191I TAPE FILE PROCESSING FAILURE RC=cc**  
 [filename] [SYSxxx=cuu]

**Explanation:** The reason code cc defines the cause of the error, as follows:

**Code: Meaning:**

- |   |  |
|---|--|
| 4 | The file is not OPEN, and ASSGN IGN was not specified. |
| 8 | The program requested input from the output file.      |

12 The program requested output from the input file.

16 The block size is greater than 64KB.

20 The block size is greater than 64KB (SPN or VAR).

24 The logical record size is greater than the block size.

28 The logical record size is greater than the space left in the I/O area (RECFORM=VARIABLE/UNDEF).

32 The GET request was invalid for the work files.

36 The PUT request was invalid for the work files.

40 An invalid return occurred from the ERROPT routine for the output file.

44 An invalid return occurred from the user error routine for the output file.

48 There was an invalid request for a data file (WRITE, RELSE, or TRUNC).

52 Invalid logical request. The logical unit is assigned as "IGNORE".

56 WLRERR routine active.

60 ERROPT routine active.

64 ODL entry not found.

68 Invalid CCW command code in register 0 for the control request.

72 A logical request was made to an unopened file.

76 Internal error from extract macro.

80 Inconsistent record length for a PUT request with RECFORM=VARIABLE.

84 The actual block contains a record with inconsistent record length (RECFORM=SPN and VAR)

88 The program requested a file already being used by another task.

92 Work area is a part of the I/O area.

100 EOF found, but no EOF routine was specified.

104 IOAREA2 overlays IOAREA1.

108 An I/O or work area is outside the partition.

112 Invalid return code from access check routine \$122TSEC.

116 OPEN/CLOSE request for a DTF for which an extension already exists. The DTF is not opened.

120 FSL/BSL used for output-file or RECFORM not spanned.

124 Logical request beyond end-of-file.

128 Spanned record does not fit on one tape.

132 Incorrect buffer offset in HDR2 or DTF.

136 A write is started after the end of tape marker.

140 No GETVIS space for readback simulation.

144 No decimal blockcount found in EOF/EOV label  
**System Action:** The system cancels the job. For problem determination 4 snap dumps follow.

- The first 12 bytes from the partition save area followed by Registers 0-15, at the time IOCS was called.
- The DTF of the actual file
- The DTF extension
- The ITRA buffer if activated

**Programmer Response:** Make the appropriate correction, and rerun the program. Use the snap dumps created by the system for problem determination.

**Operator Response:** None.

---

#### 4192I VOLUME ACCESS DENIED

[file-name][SYSxxx=cuu]

**Explanation:** The affected volume contains access-protected American National Standard data; the system's installation-exit routines \$\$BOMTAC/\$IJTSEC rejected access to the volume by the currently processed job.

**System Action:** The job is canceled.

**Programmer Response:** Report this message to your location's security administrator.

**Operator Response:** None.

---

#### 4193I FILE ACCESS DENIED [file-name][SYSxxx=cuu]

**Explanation:** The affected file contains access-protected American National Standard data; the system's installation-exit routine \$\$BOMTAC/\$IJTSEC rejected access to the file by the currently processed job.

**System Action:** The job is canceled.

**Programmer Response:** Report this message to your location's security administrator.

**Operator Response:** None.

---

#### 4195I phasename NOT IN SVA [filename][SYSxxx=cuu] [volume-id]

**Explanation:** The phase called *filename* is a required OPEN, CLOSE, or or logic module and is not in the SVA.

**System Action:** The system cancels the job.

**Programmer Response:** Be sure that the phase *filename* is loaded in the SVA during the next system start-up. Then rerun the job.

**Operator Response:** None.

---

#### 4196A WRITE IMPOSSIBLE AT THIS TAPE POSITION [filename:] [SYSxxx=cuu]

**Explanation:** The tape volume is mounted on a 9346 tape unit, and prewritten data is detected on the volume at this tape position. Except when positioned at load point, the 9346 cannot write over prewritten data. This message is issued whenever an attempt is made to open an existing file for extension when the system wants to write a HDR1 label record over an existing one, or when the system wants to write a tape mark to create a work file.

**System Action:** The system waits for an operator response.

**Programmer Response:** Make sure that you do not create a file over an existing one. Tape file extension is not possible on a 9346 tape unit.

**Operator Response:** Either:

1. Enter CANCEL or press END/ENTER to cancel the job, or
2. Mount a new tape volume on the indicated drive and enter NEWTAP to have the system continue processing.

## 4199I

---

### 4199I FILE TO EXTEND NOT FOUND

**Explanation:** One of the following has occurred:

- The DISP=OLD was specified in // TLBL without a file sequence number, and the tape is not positioned to a file having the same file-id as specified.
- // TLBL specified either DISP=OLD or DISP=MOD, but the file having the specified sequence number is not on the volume set.
- // TLBL specified DISP=OLD, but the standard trailer label EOF1, necessary for extending the file, cannot be found.

**System Action:** The job is canceled.

**Programmer Response:** None.

**Operator Response:** Correct the // TLBL statement, mount the correct volume, and rerun the job.



---

## 42xx/49xx=Access Method Messages

### General Explanations for 4nxx Messages

The second character of the message-ID documented as n can be one of the list given below. The character refers to a file or function as indicated:

- n = 2: Indexed Sequential Access Method (ISAM)  
or VSE/VSAM - when specifically listed as 42xx
- n = 3: Sequential input disk or diskette OPEN
- n = 4: Sequential output disk or diskette OPEN
- n = 5: Sequential disk or diskette CLOSE
- n = 6: Direct access input file
- n = 7: Direct access output file
- n = 8: Common OPEN/CLOSE routines
- n = 9: Sequential disk work file

**Note:** Because the second digit of the messages in this section may be a variable, the messages are organized according to the third and fourth digits.

1. Some of these messages are followed by three more fields of information, for example:

```
IJSYSCT SYSCAT = 135 11111
```

where

IJSYSCT	= filename
SYSCAT	= logical unit
135	= cuu
11111	= volume serial number where applicable

Filename and cuu appear only if they are available to the system.

2. For some messages that accept CANCEL as reply, the response can be CANCELV or DSPLYV instead.
  - CANCELV** Instead of typing CANCEL to terminate the job, the operator can type CANCELV to get a VTOC dump on SYSLST, if SYSLST is a printer (see *z/VSE Diagnosis Tools*).
  - DSPLYV** The operator can display the VTOC by typing DSPLYV, provided the proper assignments have been made. This reply does not terminate the job, but reissues the same message issued prior to the VTOC display request (see *z/VSE Diagnosis Tools*).
3. As a result of issuing an information type message, the following action is taken:
  - If the message was issued on behalf of a VSAM (ACB), a return code is given and processing continues.
  - If the message was issued on behalf of managed-SAM, the task is canceled.
4. As a result of replying CANCEL, CANCELV, or END/ENTER to an action or decision message, the task is canceled.

**Job or Task Cancellations:** A cancel request from the console in response to a 4nxxt message with a type code of A (action) or D (decision) causes the system to cancel the affected task. If you receive a message with type code I, the system normally cancels the affected task. This may cause the entire job to be canceled. The message does not cancel a task if it is a VSE/POWER or VSE/VSAM task. However, the message descriptions show a system action of "the job is canceled" for all of those cases.

**Disk and Diskette Labels:** The formats of disk and diskette labels and how their fields relate to information supplied in DLBL and EXTENT statements is described in the manual *z/VSE System Macros Reference*

**Label Explanation:** Each disk volume has a Volume Table of Contents (VTOC) that contains all VTOC format labels. Each format label points to an area of DASD storage on the volume and indicates what the area is currently being used for. A **format-1** label describes one to three physical area (extents) on the volume. It is the first format label used to describe each file, VSAM data space, or UNIQUE VSAM file. A **format-2** label describes a file as being indexed sequentially organized. If a format-2 label is used, there is always a format-1 label describing the same file. VSAM does not use the format-2 label. A **format-3** label describes from one to thirteen physical areas (extents) on the volume. It is used when a VSAM data space or UNIQUE VSAM file is made up of four to sixteen physical areas (extents). The format-3 label is always associated with a format-1 label. A **format-4** label describes the Volume Table of Contents (VTOC).

Figure 5. General Explanations for 4nxx Messages

**4n00I (NO LABEL SPACE IN VTOC | NO RECORD FOUND)** *[filename][SYSxxx=cuu][volume-id]*

**Explanation:** Refer to “General Explanations for 4nxx Messages” on page 263. It gives additional explanations regarding the message identifier and system action. The system was unable to find space in the volume’s VTOC for writing a new label for an output file.

**System Action:** The job is canceled.

**Programmer Response:** If the message refers to an output file on disk, you may, for example

- Use a different volume for creating the new output file.
- Copy the files from the affected volume to another volume. The target volume must be properly initialized with a VTOC area larger than that of the affected volume.

To plan your action in advance, refer to your latest LVTOC output. Rerun the job after having taken corrective action. If the message refers to a diskette, rerun the job and ensure that a diskette with fewer files or a new diskette with no files is available.

**Operator Response:** If the message refers to a diskette — Report the message to your programmer. If the message refers to disk — None.

**4n01I (NO FORMAT 1 LABEL FOUND | NO RECORD FOUND)** *[filename][SYSxxx=cuu][volume-id]*

**Explanation:** Refer to “General Explanations for 4nxx Messages” on page 263. It gives additional explanations regarding the message identifier and system action. For a file on disk, the system either

- Was searching for a key and could not find the format-1 label of the named file, or
- Encountered a no-record-found condition while searching for the label itself.

For a file on diskette, a no-record-found condition occurred while the system was searching for the HDR1 label.

**System Action:** The job is canceled.

**Programmer Response:** If the message refers to a file on disk, use your latest LVTOC output to check for the label of the named file. If removable disks are used at your location, ensure that the correct volume was mounted. If the file has been destroyed, extents overlapping on an unexpired file may have been deleted. In this case, the file must be rebuilt.

If the message refers to a file on diskette, ensure that the correct diskette was mounted. If it was, you have to rebuild the file. Consider using the available Copy and Restore Diskette utility as a help.

**Operator Response:** None.

**4n02I (NO FORMAT 2 LABEL FOUND | NO RECORD FOUND)** *[filename][SYSxxx=cuu][volume-id]*

**Explanation:** Refer to “General Explanations for 4nxx Messages” on page 263. It gives additional explanations regarding the message identifier and system action. A no-record-found condition occurred while the system either:

- Was searching for a format-2 label, or
- Was searching for an EOF record in the independent overflow area of an ISAM file.

**System Action:** The job is canceled.

**Programmer Response:** Rebuild the file and rerun the job. If the problem recurs, rerun the job using a different drive or rebuild the file on a different volume and then rerun the job.

**CAUTION:**

**If there has been a head crash, damage could be propagated when you use a bad volume on a good drive.**

If the problem persists, contact IBM for a search of its known-problems data base. For error information to be collected and held available, refer to *z/VSE Guide for Solving Problems*.

**Operator Response:** None.

**4n03I (NO FORMAT 3 LABEL FOUND | NO RECORD FOUND)** *[filename][SYSxxx=cuu][volume-id]*

**Explanation:** Refer to “General Explanations for 4nxx Messages” on page 263. It gives additional explanations regarding the message identifier and system action. A no-record-found condition occurred while the system was searching for a format-3 label. This is probably a hardware error.

**System Action:** The job is canceled.

**Programmer Response:** Check your latest LVTOC output for the affected volume, rebuild the file(s) on the volume, and rerun the job. If your location has removable volumes, consider using a different drive.

**CAUTION:**

**If there has been a head crash, damage could be propagated when you use a bad volume on a good drive.**

If the problem persists, contact IBM for a search of its known-problems data base. For error information to be collected and held available, refer to *z/VSE Guide for Solving Problems*.

**Operator Response:** None.

**4n04I (NO FORMAT 4 LBL IN VTOC | NO RECORD FOUND)** *[filename][SYSxxx=cuu][volume-id]*

**Explanation:** Refer to “General Explanations for 4nxx Messages” on page 263. It gives additional explanations regarding the message identifier and system action. The VTOC pointer address in the volume label does not point to a format-4 label, or a no-record-found condition occurred while the system was searching for a format-4 label. This is probably a hardware error.

**System Action:** The job is canceled.

**Programmer Response:** One of the following:

- Ensure that the correct volume was mounted. Rerun the job if it was processed with a wrong volume.
- Create the file(s) on another disk volume — You would take this action if the file resides on a non-removable volume.
- Recreate the file(s) on the volume. Run for this volume the functions of Device Support Facilities as listed below:
  1. INIT to initialize the volume.
  2. INSPECT to assign alternate tracks and to reclaim tracks.

Restore your latest backup of the volume from the backup tape.

- Have the operator mount the pack on a different drive, if this is possible, and rerun the job. If the job executes successfully, the originally used drive is probably defective.

**CAUTION:**

**If there has been a head crash, damage could be propagated when you use a bad volume on a good drive.**

If the problem persists, have the operator issue the ROD command and run EREP. See Figure 1 on page 14. Have the output available on demand. Contact IBM for a search of its known-problems data base. For error information to be collected and held available, refer to *z/VSE Guide for Solving Problems*.

**Operator Response:** None.

---

**4n05I UNRECOVERABLE I/O ERROR**  
[filename][SYSxxx = cuu][volume-id]

**Explanation:** Refer to “General Explanations for 4nxx Messages” on page 263 . It gives additional explanations regarding the message identifier and system action. An unrecoverable I/O error occurred during OPEN processing. This is probably a hardware error.

**System Action:** The system cancels the job.

**Programmer Response:** Rerun the job. If the problem persists, contact IBM for a search of its known-problems data base. For error information to be collected and held available, refer to *z/VSE Guide for Solving Problems*.

**Operator Response:** None.

---

**4n06I (NO STANDARD VOL 1 LABEL | NO RECORD FOUND)** [filename][SYSxxx = cuu][volume-id]

**Explanation:** Refer to “General Explanations for 4nxx Messages” on page 263 . It gives additional explanations regarding the message identifier and system action. The message may be caused by one of the following:

- If the message refers to a CKD disk: in searching for the VOL1 label, the system could not find such a record in record location 3 of track 0 on cylinder 0.
- If the message refers to an FBA disk: the record at Block 1 does not begin with the required VOL1 label identifier.
- If the message refers to a diskette volume: record 7, track 0 is not a standard VOL1 label.

**System Action:** The job is canceled.

**Programmer Response:** One of the following:

- Verify that the correct volume was mounted. Rerun the job if it was processed with a wrong volume.
- Create the file(s) on another disk volume — You would take this action if the file resides on a non-removable volume.
- Recreate the file(s) on the volume. Run for this volume these functions of Device Support Facilities:
  1. INIT to initialize the volume.
  2. INSPECT to assign alternate tracks and to reclaim tracks.

Restore your latest backup of the volume from the backup tape.

- Have the operator mount the pack on a different drive, if this is possible, and rerun the job. If the job executes successfully, the originally used drive is probably defective.

If the problem persists, have your operator issue the ROD command and run EREP. See Figure 1 on page 14. Have the program’s output available on demand. Contact IBM for a search of its known-problems data base. For error information to be collected and held available, refer to *z/VSE Guide for Solving Problems*.

If the message refers to a *diskette volume*, correct or rebuild the diskette and rerun the job.

**Operator Response:** None.

---

**4n07I NO RECORD FOUND** [filename][SYSxxx = cuu][volume-id]

**Explanation:** Refer to “General Explanations for 4nxx Messages” on page 263 . It gives additional explanations regarding the message identifier and system action. The message may be caused by one of the following:

- A no-record-found condition occurred while the system was searching the system’s label information area for a label-information record.
- The data stored at Block 1 of an FBA DASD does not begin with the standard VOL1 label identifier.

**System Action:** The job is canceled.

**Programmer Response:** If the message refers to a CKD disk with a removable volume, ensure that the correct volume is mounted. If this is the case, rerun the job after the operator had mounted the affected volume on another drive, which may require a new system start-up.

If the message refers to a disk device with a non-removable volume, rerun the job. If the error recurs, you may have to rebuild the volume by performing an INIT run of Device Support Facilities and restoring your latest backup of the volume from the backup tape. If the problem persists, contact IBM for a search of its known-problems data base. For error information to be collected and held available, refer to *z/VSE Guide for Solving Problems*.

**Operator Response:** None.

---

**4n08t (NO UTL0 FILE MARK FOUND | NO RECORD FOUND)** [filename][SYSxxx = cuu][volume-id]

**Explanation:** Refer to “General Explanations for 4nxx Messages” on page 263 . It gives additional explanations regarding the message identifier and system action. A no-record-found condition occurred while searching for the user header label or a trailer label, or while searching for the UTL0 file-mark key to obtain an address for writing the first trailer label.

**System Action:** For type code I — The system cancels the job. For type code D — The system waits for an operator response.

**Programmer Response:** If the job is canceled, ensure that the correct volume was mounted. If so, run LVTOC for the affected volume (or use a DSPLYV output) and compare that utility’s output with the expected output of the label routines in your program. Correct your program as necessary and rerun the job.

**Operator Response:** For type code I — None. For type code D — One of the following:

- Enter CANCELV to get a printout of the affected volume’s VTOC and then cancel the job or just press END/ENTER to cancel the job without a VTOC printout.
- Enter DSPLYV to get a printout of the affected volume’s VTOC and then enter IGNORE to have the system continue processing.
- Enter IGNORE to have the system continue processing without producing a printout of the affected volume’s VTOC.

---

**4n09I NO RECORD FOUND** [filename][SYSxxx = cuu][volume-id]

**Explanation:** Refer to “General Explanations for 4nxx Messages” on page 263 . It gives additional explanations regarding the message identifier and system action. A no-record-found condition occurred while searching the VTOC for file labels. This is probably a hardware error.

**System Action:** The job is canceled.

**Programmer Response:** Ensure that the correct volume was mounted. Rerun the job. If the error recurs and removable volumes are used at your location, rerun the job with the affected volume mounted on another drive.

**CAUTION:**

**If there has been a head crash, damage could be propagated when you use a bad volume on a good drive.**

You may have to rebuild the volume by

1. Running for it the following functions of Device Support Facilities:
  - a. INIT to initialize the volume.
  - b. INSPECT to assign alternate tracks and to reclaim tracks.
2. Restoring your latest backup of the volume from the backup tape.

**Operator Response:** None.

**4210I**            **LOAD FOR xxxxxxxx NOT SUCCESSFUL.**  
**RC = r**

**Explanation:** A VSAM phase (indicated by xxxxxxxx) could not be loaded. The return code (r) indicates the reason. This code is displayed in decimal.

**System Action:** The job is canceled.

**Programmer Response:** Refer to the return codes for the GETVIS macro under "VSE/Advanced Functions Return Codes" on page 752.

**Operator Response:** Notify your system administrator.

**4211I**            **(SAM|ISAM) mac1, VSAM mac2 RC = r [EC = e]**

**Explanation:**

- A managed-SAM open for a SAM ESDS attempted to create an ACB for the file but the GENCB failed as indicated by the RC (return code) and EC (error code).
- The problem program issued the ISAM macro (*mac1*) and the ISAM Interface Program (IIP) issued the VSAM macro (*mac2*). The execution of *mac2* failed, and VSAM set a return code (*r*) in register 15 and an error code (*e*) in register 0 to describe the cause of the error. These codes are displayed in decimal.

WRITE A in *mac1* means WRITE NEWKEY when IOROUT = ADD in the DTF. WRITE L in *mac1* means WRITE NEWKEY when IOROUT = LOAD in the DTF.

**System Action:** The job is canceled.

**Programmer Response:** Examine the return code and error code in *VSE/VSAM Return and Error Codes* in *z/VSE Messages and Codes, Volume 2*. If issued for a managed-SAM open, where RC=4 and EC=8, allocate additional GETVIS storage for the partition. For any other return code and error code combination issued by managed-SAM, contact your IBM Support Center. If the problem recurs, you should ask for assistance and have the following items available:

- system history list
- job stream
- log sheet
- printer output
- LISTCAT output for the file
- LSERV output

**Operator Response:** None.

**4212I**            **ISAM mac1, VSAM mac2 RC = r EC = e**

**Explanation:** The problem program issued the ISAM macro (*mac1*) and the ISAM Interface Program (IIP) issued the VSAM macro (*mac2*). The execution of *mac2* failed, and VSAM set a return code (*r*) in register 15 and an error code (*e*) in the RPL to describe the cause of the error. These codes are displayed in decimal. WRITE A in *mac1* means WRITE NEWKEY when IOROUT = ADD in the DTF. WRITE L in *mac1* means WRITE NEWKEY when IOROUT = LOAD in the DTF.

**System Action:** The job is canceled.

**Programmer Response:** Examine the return code and error code for the VSAM macro by referring to *VSE/VSAM Return and Error Codes* in *z/VSE Messages and Codes, Volume 2*. If the problem recurs, you should ask for assistance and have the following items available:

- system history list
- job stream
- log sheet
- printer output
- program listing

**Operator Response:** None.

**4213I**            **ISAM mac1, VSAM mac2 RC = r (SHOWCB FAILED RC = r2 [EC = e2])**

**Explanation:** The problem program issued the ISAM macro (*mac1*) and the ISAM Interface Program (IIP) issued the VSAM macro (*mac2*). The execution of *mac2* failed, and VSAM set a return code (*r*) in register 15. IIP issued a VSAM SHOWCB macro to fetch the error code from the RPL, but the SHOWCB also failed with a return code (*r2*) in register 15 and an error code (*e2*) in register 0. These codes are displayed in decimal. WRITE A in *mac1* means WRITE NEWKEY when IOROUT = ADD in the DTF. WRITE L in *mac1* means WRITE NEWKEY when IOROUT = LOAD in the DTF.

**System Action:** The job is canceled.

**Programmer Response:** Examine the return code and error code for the VSAM macro.

If the problem recurs, you may wish to use the following for problem determination:

- system history list
- job stream
- log sheet
- printer output
- program listing

**Operator Response:** None.

**4214I**            **ISAM mac1, VSAM mac2 RC = r EC = e**

**Explanation:** The problem program issued the ISAM macro (*mac1*) and the ISAM Interface Program (IIP) issued the VSAM macro (*mac2*). The execution of *mac2* failed, and VSAM set a return code (*r*) in register 15 and an error code (*e*) in the ACB to describe the cause of the error. These codes are displayed in decimal. WRITE A in *mac1* means WRITE NEWKEY when IOROUT = ADD in the DTF. WRITE L in *mac1* means WRITE NEWKEY when IOROUT = LOAD in the DTF.

**System Action:** The job is canceled.

**Programmer Response:** Examine the return code and error code for the VSAM macro.

If the problem recurs, you may wish to use the following for problem determination:

- system history list
- job stream
- log sheet
- printer output



- program listing
- Operator Response:** None.

---

**4215I** ISAM *mac1*, VSAM *mac2* RC = *r* (SHOWCB FAILED RC = *r2* [EC = *e2*])

**Explanation:** The problem program issued the ISAM macro (*mac1*) and the ISAM Interface Program (IIP) issued the VSAM macro (*mac2*). The execution of *mac2* failed, and VSAM set a return code (*r*) in register 15. IIP issued a VSAM SHOWCB macro to fetch the error code from the ACB, but the SHOWCB also failed with a return code (*r2*) in register 15 and an error code (*e2*) in register 0. These codes are displayed in decimal. WRITE A in *mac1* means WRITE NEWKEY when IOROUT = ADD in the DTF. WRITE L in *mac1* means WRITE NEWKEY when IOROUT = LOAD in the DTF.

**System Action:** The job is canceled.

**Programmer Response:** Examine the return code and error code for the VSAM macro.

If the problem recurs, you may wish to use the following for problem determination:

- system history list
- job stream
- log sheet
- printer output
- program listing

**Operator Response:** None.

---

**4221A** ATTEMPT *m* Of *n* ENTER PASSWORD FOR JOB *jobname* FILE *file-id* S JOB *jobname* code

**Explanation:** The VSAM file referred to in the message is security protected, and a password must be supplied by the operator before the file can be accessed. A one-to-eight character code may appear instead of the file-ID of the file. *m* is the number of this attempt and *n* is the total number of attempts allowed to specify the correct password. If the VSAM catalog is security protected, the proper password must be supplied for the catalog before a VSAM file can be accessed or an Access Method Services command can be processed.

**System Action:** The system waits for the operator to supply the correct password, in order to process the file.

**Programmer Response:** If the operator cancels an IMPORT, IMPORTRA, or RESTORE job, the old, unprotected version of the file is deleted (even if the catalog was protected) before the new version is defined. You will have to rerun the job, specifying the correct password.

**Operator Response:** Enter the password required for the file or the VSAM catalog. You may be required to supply the correct password more than once. The number of attempts allowed was determined by the owner of the file or the programmer who created it. If you do not know the correct password, cancel the job, or press END/ENTER (causes job cancellation).

If you cancel an IMPORT, IMPORTRA, or RESTORE job, the old, unprotected version of the file was deleted (even if the catalog was protected) before the new version could be defined. You will have to rerun the job, specifying the correct password.

---

**4222I** *r*, *jobname*, *xxxx*

**Explanation:** An error was detected during VSAM catalog management processing. The Access Method Services return code (*r*) indicates the type of error. This code is displayed in decimal. Access Method Services return codes are listed in *IDCAMS Return and Reason Codes*. The name of the job being

processed (*jobname*) and the last four characters of the name of the VSAM catalog procedure that detected the error (*xxxx*) are included in the message.

**System Action:** See reference in Explanation.

**Programmer Response:** See reference in Explanation.

**Operator Response:** None.

---

**4223I** *xxxx1*, *xxxx2*, *xxxx3*, ...*xxxxn*

**Explanation:** The group of VSAM catalog management procedures that was in use when the error occurred is listed in order of use. The last procedure listed (*xxxxn*) is the module that detected the error. The last four characters of the procedure names are listed.

**System Action:** The system prints message IDC3007I or IDC3009I on SYSLST.

**Programmer Response:** See the message printed on SYSLST.

**Operator Response:** None.

---

**4224I** *ec*, *cb*, *xxx*, *id*

**Explanation:** An error was detected by VSAM record management while processing the VSAM catalog. (Note that record management is used to read and write catalog entries.) This message follows the messages 4222I and 4223I. The fields in this message have the following meanings:

**ec = Le** Logical error (e is the error code associated with a VSAM record management return code of 8; that error code is displayed in decimal).

**ec = Pe** Physical error (e is the error code associated with a VSAM record management return code of 12; that error code is displayed in decimal).

See description of error codes. Error codes are listed in *VSE/VSAM Return and Error Codes in z/VSE Messages and Codes, Volume 2*.

**cb** control byte that indicates the type of I/O that resulted in the error:

addressed PUT -- 00, 20  
keyed PUT -- 19, 1B, 38, 3A, 3C  
keyed ERASE -- 72  
addressed GET -- 80, 88, A0, A8  
keyed GET -- B2, BA  
keyed GET (greater or equal) -- BB

**xxx** MCT if the master catalog was processed.

**xxx** address (*cuu*) of user catalog device if a user catalog was processed.

**id** identifier for the catalog logical record that was being processed when the error occurred. The value of *id* is either the key of the record (EBCDIC) or the relative control-interval number of the record (hexadecimal).

**System Action:** The request is terminated.

**Programmer Response:** Contact your IBM Support Center. It may be necessary to restore the VSAM catalog. The Access Method Services PRINT command (DUMP format) may be used to print the catalog.

**Operator Response:** None.

---

**4225I** FILE *fileid* -- DATA SET NOT CLOSED OR PREVIOUS CLOSE FAILED

**Explanation:** The file was not successfully closed the last time it was processed because (1) there was a system failure; (2) an error caused the job step to terminate during CLOSE or before the CLOSE macro was issued; (3) the processing program did not issue a CLOSE macro; or (4) VSAM automatic close was unsuccessful. Records that were added to

the end of the file or the end of a key range can be overwritten by subsequent new records because the new end of the file or key range is not indicated in the file's catalog entry. Also new or updated records that were in buffers not yet written in the file when the job was terminated may have been lost.

**System Action:** OPEN processing is completed and the file is ready for processing. A return code of X'04' is set in register 15 and an error code of X'74' is set in the ACB.

**Programmer Response:** If records were not added, deleted, or updated during the previous job, the file will not have data integrity problems and can be processed as intended. If records were added, deleted, or updated, determine whether these transactions were actually recorded in the file. If you want to delete the file, issue the DELETE command of Access Method Services.

**Operator Response:** None.

---

#### 4226I AUTOMATIC CLOSE COULD NOT BE STARTED. FILE = (ddname | N/A) R = dd

**Explanation:** The system was unable to start an automatic close operation for the named file. In the message, *dd* indicates a reason as shown below. This indication is provided to facilitate problem determination. Possible reasons are defined by the reason code "R", as follows:

**Reason Code:      Meaning:**

- \*R = 1:            The address of the ACB as contained in the open ACB list points to a location outside the partition.
- \*R = 2:            The ACB to be closed is invalid.
- R = 3:            ACB to be closed is not open.
- R = 4:            The ACB to be closed is active.
- \*R = 5:            The address of the Access Method Block List points to a location outside the partition, or some of the AMBL fields were destroyed.
- \*R = 6:            The address of the VSAM Placeholder points to a location outside the partition.
- \*R = 7:            The VSAM Placeholder is invalid.
- R = 8:            The VSAM Placeholder is active.
- R = 9:            Partition boundaries could not be obtained.
- R = 10:           The Open ACB List (OAL) or pointer to the OAL is invalid.
- R = 11:           CDLOAD failed for automatic close (IKQACLOS).
- R = 12:           GETVIS failed for the automatic close work area.
- R = 13:           EXTRACT for partition boundaries failed.
- The following reason codes for message 4226I apply to the managed-SAM access of a SAM ESDS:
- R = 20:           The ACB indicates a managed-SAM automatic close, but the VSE/VSAM Space Management for the SAM feature is not in the system.
- R = 21:           The CDLOAD failed for a managed-SAM automatic close phase (IKQSMACL).
- \*R = 22:           BPL does not allow only a non-CA format access.
- \*R = 23:           There is no DTF pointer in the BPL.
- \*R = 24:           The DTF address points outside the partition.
- \*R = 25:           The DTF type is invalid for the managed-SAM file.

- R = 26:           VSAM tried to close an unopened DTF.
- \*R = 27:           The program tried to close a DTF not managed by VSAM.

The following codes apply only to the closing of VSAM catalogs or CRA's. FILE= is always N/A with these codes because VSAM always opens the catalog or CRA implicitly.

- \*R = 30:           Invalid AMCBS pointer.
- \*R = 31:           Invalid CAXWA pointer or entry.
- R = 32:           CDLOAD failed for automatic unassign (IKQVASMT).
- R = 33:           An unassign request failed.

\*These conditions may occur when code being executed in the partition inadvertently destroys the contents of a control block or of some of the block's fields.

**System Action:** A file named in the message is not closed. The system tries to complete automatic closing of other files, catalogs, and CRA's.

**Programmer Response:** Check your program for logical errors that may have caused the indicated condition. If the problem persists, contact your IBM Support Center. You may wish to use the following for problem determination:

- system history log
- output of SYSLOG
- job stream
- source program listing

**Operator Response:** Save the SYSLOG output and make it available to the programmer.

---

#### 4227I AUTOMATIC CLOSE WAS NOT SUCCESSFUL. FILE = (ddname | N/A) CLOSE ERR CODE = X'nn'

**Explanation:** See CLOSE error codes. They are listed in *VSE/VSAM Return and Error Codes in z/VSE Messages and Codes, Volume 2*. The code is displayed in hexadecimal.

**System Action:** Processing continues. In most cases the file has not been closed.

**Programmer Response:** If MACRF = OUT was specified for the file and its data is to be reused, run the VERIFY command of Access Method Services. Before you resubmit the job, correct your program to avoid recurrence of the condition that caused the failure.

**Operator Response:** Save the SYSLOG output and make it available to the programmer.

---

#### 4228I FILE filename macro ERROR X'nn' (nnn) CAT=ddddddd (rr,mm,ss) (moduleid) (text)

**Explanation:** The ACB error flag was set to X'nn' (given in decimal notation in parentheses) during the indicated VSAM operation (execution of OPEN, CLOSE, or TCLOSE). See error codes; they are listed in *VSE/VSAM Return and Error Codes in z/VSE Messages and Codes, Volume 2*. *ddddddd* is the filename of the catalog being searched for the object. A filename of '..N/A..' means that no catalog was yet active; '..INT..' indicates a filename internally created by VSAM. If an error was detected within the catalog management routines,

- rr* = catalog management return code,
- mmm* = suffix of catalog management module detecting the error,
- ss* = catalog management reason code.

See *IDCAMS Return and Reason Codes in z/VSE Messages and Codes, Volume 2* for explanations. (*moduleid*) is the name of the

VSAM OPEN/CLOSE module that detected the error. *text* is additionally created text that may assist service personnel in problem determination. If the text is "Internal IKQOCMSG error" the messages routine has received inconsistent information. Report the problem to IBM.

**System Action:** The return code in register 15 indicates whether processing continues.

**Programmer Response:** Check your program for logical errors that may have caused the condition indicated by the error code. Correct these errors and resubmit the job.

**Operator Response:** Save the SYSLOG output and make it available to the programmer.

**Note:** If no *filename* was specified in the DDNAME parameter of the ACB, *filename* is the internal name of the ACB. If an internal name does not exist, *filename* is blank. Refer to SYSLST output to find further information.

---

#### 4n29t EXTENTS NOT EXHAUSTED [filename][SYSxxx = cuu][volume-id]

**Explanation:** Refer to "General Explanations for 4nxx Messages" on page 263 . It gives additional explanations regarding the message identifier and system action. A blank or an L was found in the multivolume indicator field before diskettes corresponding to all provided extents were processed.

**System Action:** For type code I — The system cancels the job. For type code D — The system waits for an operator response.

**Programmer Response:** If the job was canceled, then:

- Check to see that there is a one-to-one correspondence between extents and diskettes.
- Check the sequence in which the diskettes were made available; if diskettes are mounted in wrong sequence, the multivolume indicators are also in wrong sequence: a blank on the first volume indicates the file being processed is totally contained on this diskette. Verify that the volume containing the L is indeed the last volume of the continued file.

**Operator Response:** For type code I — None. For type code D — One of the following:

- Check that the diskettes were mounted in the correct sequence and that all diskettes required for the job are available.
- Press END/ENTER to have the system cancel the job (or task). Report the message to your programmer.
- Enter CANCELV. This causes the system to produce a printout of the diskette volume's VTOC and to cancel the job (or task). Report the message to your programmer.
- Enter IGNORE to have the system continue processing, in which case the system assumes an end-of-file condition.

---

#### 4n30t FMT1-DLBL UNEQUAL [filename][SYSxxx = cuu][volume-id]

**Explanation:** Refer to "General Explanations for 4nxx Messages" on page 263 . It gives additional explanations regarding the message identifier and system action.

The file serial number, creation date, or expiration date in the DLBL statement does not agree with the corresponding field in the format-1 label of the affected file.

**System Action:** For type code I — The system cancels the job. For type code D — The system waits for an operator response.

**Programmer Response:** Check your specifications in the DLBL statement; use your latest LSERV output if you used

permanently stored label information for the job. Make sure the correct volume is being accessed to locate the file. Rerun the job.

**Operator Response:** For type code I — None. For type code D — One of the following:

- Press END/ENTER to have the system cancel the job. Report the message to your programmer.
- Enter CANCELV to get a printout of the VTOC and have the system cancel the job. Report the message to your programmer.
- Enter DSPLYV to get a printout of the VTOC; then enter IGNORE to have the system continue processing.

---

#### 4n31t VOLUME SEQUENCE ERROR [filename][SYSxxx = cuu][volume-id]

**Explanation:** Refer to "General Explanations for 4nxx Messages" on page 263 . It gives additional explanations regarding the message identifier and system action. The message may be caused by one of the following:

- The volumes of the currently processed multivolume sequential file are not processed in the same sequence as they were when the file was created.
- Different logical units are specified for the file's extents on one volume.

**System Action:** For type code I — The system cancels the job. For type code D — The system waits for an operator response.

**Programmer Response:** Check that the EXTENT statements are submitted to the system in ascending sequence of specified extent sequence numbers. Ensure that the logical unit specifications are correct. Compare the sequence-number fields in the CANCELV or DISPLAYV output, if available, with sequence-number fields in your latest LSERV. Make corrections as required and rerun the job.

**Operator Response:** For type code I — None. For type code D — One of the following:

- Press END/ENTER to have the system cancel the job. Report the message to your programmer.
- Enter CANCELV to get a printout of the VTOC and have the system cancel the job. Report the message to your programmer.
- Enter DSPLYV to get a printout of the VTOC; then enter IGNORE to have the system continue processing.

---

#### 4n32I VOLUME SEQUENCE ERROR [filename][SYSxxx = cuu][volume-id]

**Explanation:** Refer to "General Explanations for 4nxx Messages" on page 263 . It gives additional explanations regarding the message identifier and system action. The sequence numbers in the HDR1 labels for the file being processed are not in ascending order or, in the HDR1 labels of the currently processed multivolume file, the multivolume indicators are as follows:

- An L on the first volume
- A blank on any but the first volume

**System Action:** The job is canceled.

**Programmer Response:** Check that:

- The diskettes were loaded in proper sequence.
- The diskette volume sequence numbers in the file labels are correct.
- The multivolume indicators (or fields) are correct.
- The EXTENT statements are in the correct sequence.

**Operator Response:** None.

**4233A**      **EQUAL FILE-ID IN CATALOG**

[filename] [SYS:xxx=cuu] [volserno]

**Explanation:** For managed-SAM access of a SAM ESDS, the 44-byte file-id already exists as an unexpired VSAM catalog entry. Another job may have previously created the file with the same identifier or this job may have created the file and been canceled before completion. This message follows message 4228I.

**System Action:** If SYSLOG is assigned to a keyboard, the system waits for an operator response; otherwise, the job is canceled.

**Programmer Response:** Obtain a LISTCAT of the VSAM catalog and check whether the unexpired file may be deleted. Either delete the unexpired file, specify a different VSAM catalog, or change the file-id.

**Operator Response:**

- Type CANCEL or press END/ENTER to cancel the job, or type DELETE to reset (overwrite) the unexpired file and continue processing. Any other response causes an INVALID RESPONSE message.
- If standard (permanent) labels were used, execute LSERV and return the output to your programmer.

**4n33t**      **EQUAL FILE ID IN (VTOC | CATALOG)**

[filename][SYS:xxx = cuu][volume-id]

**Explanation:** Refer to “General Explanations for 4nxx Messages” on page 263 . It gives additional explanations regarding the message identifier and system action. The message is caused by one of the following:

- The 44-byte file-ID exists already as an unexpired format-1 label in the VTOC.
- Another job may have created a file with the same identifier, or
- This job may have created the file in a previous run which was canceled before completion.

If the type code is D, n is 4, and the job is DUMPINIT, this message occurs only during a rerun and not during normal installation.

**System Action:** For type code I — The system cancels the job. For type code D — The system waits for an operator response.

**Programmer Response:** If the message refers to a non-VSAM file, get your latest LVTOC output (or a CANCELV or DSPLYV output if available) and check whether the unexpired file may be deleted. Delete the unexpired file, use a different disk volume, or change the specified file name. Rerun the job.

**Operator Response:** For type code I — None. For type code D — One of the following:

- Press END/ENTER to have the system cancel the job. Report the message to your programmer.
- Enter CANCELV to get a printout of the VTOC and then have the system cancel the job. Report the message to your programmer.
- Enter DSPLYV to get a printout of the VTOC; then enter DELETE to have the system continue processing. Choose this response only if you are instructed to do so by your programmer. The response causes the unexpired file with the identical file-ID to be deleted.

**4n34I**      **CURRENT FILE LBL DELETED**

[filename][SYS:xxx = cuu][volume-id]

**Explanation:** Refer to “General Explanations for 4nxx Messages” on page 263 . It gives additional explanations regarding the message identifier and system action. An output or work-file extent overlaps the current file.

**System Action:** The job is canceled.

**Programmer Response:** Get your latest LVTOC output and, if permanently stored label information was used, your latest LSERV output. Determine the file whose extent(s) overlap your file. Correct the extent specifications either of your file or of the file that overlaps your file. Rebuild the deleted file, if necessary, and rerun the job.

**Operator Response:** None.

**4n35I**      **DELETED WORKFILE LABEL**

[filename][SYS:xxx = cuu][volume-id]

**Explanation:** Refer to “General Explanations for 4nxx Messages” on page 263 . It gives additional explanations regarding the message identifier and system action. An extent for another, previously opened file overlaps the work file limits and a response was given to delete the work file.

**System Action:** The job is canceled.

**Programmer Response:** Get your latest LVTOC output and, if permanently stored label information was used, your latest LSERV output. Determine the file whose extent(s) overlap your file. Correct extent specifications as required and rerun the job.

**Operator Response:** None.

**4n36I**      **NO MORE AVAIL/MATCH XTNT** [filename]

[SYS:xxx = cuu][volume-id]

[POINT-ID=X'ccccrr']

**Explanation:** Refer to “General Explanations for 4nxx Messages” on page 263 . It gives additional explanations regarding the message identifier and system action. In the message

cccccc = CI number in the file (relative to 0)  
rr = record number within the CI (relative to 1)

Either all available extents are exhausted as a result of consecutive OPEN requests or the system cannot find an extent that matches the one obtained from a previous POINT macro. If the message refers to a VSAM managed file and the POINT-ID variable is not supplied, then either of the following occurred:

- Insufficient VSAM data space of the correct class or on the volumes on which the affected file can reside.
- The maximum number of extents for the file has been reached (for a file defined as reusable, this is 123 per file, 16 per volume).

If the POINT-ID variable is supplied, the indicated address points beyond the current allocation of the file.

**System Action:** The job is canceled.

**Programmer Response:** If the point-id is not present, then either:

- Ensure that sufficient VSAM data space of the correct class is available by defining more VSAM data space on the eligible volumes or by increasing the number of eligible volumes, or
- Increase the primary and/or secondary allocation size so that fewer secondary allocations are required.



If the point-id is present, check that a POINTR or POINTW does not point beyond the current allocation of the file.

If the problem recurs, you may wish to use the following for problem determination:

1. system history list
2. job stream
3. system log
4. system dump
5. program listing
6. LISTCAT output
7. LSERV output

**Operator Response:** None.

#### 4n37I CHAINING TO SYSTEM UNIT

*[filename][SYS:xxx = cuu][volume-id]*

**Explanation:** Refer to “General Explanations for 4nxx Messages” on page 263 . It gives additional explanations regarding the message identifier and system action. A program indicates command chaining to a system logical unit via a DTFDU macro.

**System Action:** The job is canceled.

**Programmer Response:** In the DTFDU macro that refers to the indicated system logical unit, change the CMDCHN operand to 1. Rerun the job.

**Operator Response:** None.

#### 4n38t USER HDR LBL IS NOT STD.

*[filename][SYS:xxx = cuu][volume-id]*

**Explanation:** Refer to “General Explanations for 4nxx Messages” on page 263 . It gives additional explanations regarding the message identifier and system action. The first three characters of the currently processed user-header label are not UHL.

**System Action:** For type code I — The system cancels the job. For type code D — The system waits for an operator response.

**Programmer Response:** In your program, correct the routine that builds user-header labels.

**Operator Response:** For type code I — None. For type code D — One of the following:

- Press END/ENTER to have the system cancel the job. Report the message to your programmer.
- Enter IGNORE to have the system continue processing.

#### 4n39t USER TRL LBL IS NOT STD

*[filename][SYS:xxx = cuu][volume-id]*

**Explanation:** Refer to “General Explanations for 4nxx Messages” on page 263 . It gives additional explanations regarding the message identifier and system action. The first three characters of the currently processed user-trailer label are not UTL.

**System Action:** For type code I — The system cancels the job. For type code D — The system waits for an operator response.

**Programmer Response:** In your program, correct the routine that builds user-trailer labels.

**Operator Response:** For type code I — None. For type code D — One of the following:

- Press END/ENTER to have the system cancel the job. Report the message to your programmer.
- Enter IGNORE to have the system continue processing.

#### 4n40t EXTENT OVERLAPS ANOTHER

*[filename][SYS:xxx = cuu][volume-id]*

**Explanation:** Refer to “General Explanations for 4nxx Messages” on page 263 . It gives additional explanations regarding the message identifier and system action. An extent specified in a sequential file overlaps with another extent specified in the same file.

**System Action:** For type code I — The system cancels the job. For type code D — The system waits for an operator response.

**Programmer Response:** If DLBL and EXTENT statements are included in the job stream, find the conflicting extent specifications and correct them. If permanently stored label information was used for the job, check your latest LSERV output to locate the conflicting extent information. Submit new label information (DLBL and EXTENT statements) and rerun the job.

**Operator Response:** For type code I — None. For type code D — Press END/ENTER to have the system cancel the job. Report the message to your programmer.

#### 4n41t EXTENT OVERLAPS ON VTOC

*[filename][SYS:xxx = cuu][volume-id]*

**Explanation:** Refer to “General Explanations for 4nxx Messages” on page 263 . It gives additional explanations regarding the message identifier and system action. An extent specified in an EXTENT statement would overlap the VTOC extent.

**System Action:** For type code I — The system cancels the job. For type code D — The system waits for an operator response.

**Programmer Response:** Check your latest LVTOC output listing for the location of the VTOC on disk. If the canceled job was processed using a temporary label-information set, correct the EXTENT statement that causes this message. If the job was processed using permanently stored label information, use your latest LSERV output to find the incorrect extent statements.

Resubmit corrected label information (DLBL and EXTENT statements) and rerun the job.

**Operator Response:** For type code I — None. For type code D — One of the following:

- Press END/ENTER to have the system cancel the job. Report the message to your programmer.
- Enter CANCELV. This causes the system to provide a display of the VTOC and to cancel the job. Hold this display available on demand and report the message to your programmer.

#### 4n42t NO MATCHING EXTENT *[filename][SYS:xxx = cuu][volume-id]*

**Explanation:** Refer to “General Explanations for 4nxx Messages” on page 263 . It gives additional explanations regarding the message identifier and system action. The specified extent does not match the extents within the labels for the file.

**System Action:** For type code I — The system cancels the job. For type code D — The system waits for an operator response.

**Programmer Response:** If temporary label-information was used, compare the extents specified in the EXTENT statement with the extents as indicated in the LVTOC output listing. If standard (permanent) label information was used, compare the extents as shown in your latest LSERV output with those in the LVTOC output listing.

**Operator Response:** For type code I — None. For type code D — One of the following:

- Press END/ENTER to have the system cancel the job. Report the message to your programmer.
- Enter CANCELV. This causes the system to provide a display of the VTOC and to cancel the job. Hold this display available on demand and report the message to your programmer.
- Enter DSDPLYV to get a printout of the VTOC; then enter BYPASS to have the system skip checking the affected extent and continue processing.

#### 4n43I INV EXTENT HI/LO LIMITS

*[filename][SYSxxx = cuu][volume-id]*

**Explanation:** Refer to “General Explanations for 4nxx Messages” on page 263 . It gives additional explanations regarding the message identifier and system action. For an ISAM ADD or ISAM ADDRTR file or for an ISAM LOAD file, the lower limits of the specified extents do not match the extents within the levels for that file. For an ISAM RETRVE file, the device specified in the DTFIS does not match with the device on which the file is loaded or the specified extents do not match the extents whose limits are stored in the format-1 label for the file.

**System Action:** The job is canceled.

**Programmer Response:** Check the physical device type against that specified in the DTFIS. If they do not match (for example, one is a 3330 and the other a 3340), change the DTFIS or rebuild the file on the correct device.

Find the start address of the extent from the LSERV output if permanently stored label information was used; check for this address in the applicable EXTENT statement if temporary label information was used. Refer to your latest LVTOC or LSERV output listings or both for checking the extent information. Make the necessary corrections and rerun the job.

**Operator Response:** None.

#### 4244A OVERLAP ON UNEXPRD FILE

*[filename] \SYSxxx = cuu \volserno]*

**Explanation:** VSAM is attempting to define a data space for:

- A DEFINE space, catalog, or unique cluster or alternate index; or
- An IMPORT(RA) of a unique cluster or alternate index.

An extent specified in an EXTENT statement (identified by filename and SYSxxx) or the ORIGIN parameter of DEFINE SPACE or DEFINE CATALOG overlaps the extent limits (VTOC file entry) of an unexpired non-data-secured non-VSAM file on drive cuu and volume volserno.

**System Action:** If SYSLOG is assigned to a keyboard, the system waits for an operator response; otherwise, the job is canceled.

**Programmer Response:** Compare the high and low extent limits as specified by the ORIGIN parameter, or the EXTENT statement or the LSERV output with the file limits on the VTOC display. If the extents overlap, correct the EXTENT statement in error so that the overlap no longer exists; or if the unexpired file is to be deleted, instruct the operator to type DSDPLYV and then type DELETE when this message is displayed. Resubmit the job.

**Operator Response:**

1. Type CANCEL or CANCELV or press END/ENTER to cancel the job, or Type DSDPLYV to obtain a VTOC display, then type BYPASS to bypass processing of that extent and any remaining extents for that file. The job is canceled; or

type DSDPLYV to obtain a VTOC display, then type DELETE to delete the overlapped file. Never take this action unless you are told to do so. Under normal operating conditions, the SYSRES label file should never be deleted. Also, in a multiprogramming system, extents that may be required by another partition should never be deleted.

2. If you did not obtain a DSDPLYV, execute the LVTOC system utility for the volume.
3. If in step 1 you did not enter DELETE, and the job uses standard (permanent) labels, execute LSERV, and return all SYSLOG and SYSLSLST output to the programmer.

#### 4n44t OVERLAP ON UNEXPRD FILE

*[filename][SYSxxx = cuu][volume-id]*

**Explanation:** Refer to “General Explanations for 4nxx Messages” on page 263. It gives additional explanations regarding the message identifier and system action.

An extent specified in an EXTENT statement would overlap at least one extent of an unexpired non-VSAM-managed file on the volume named in the message.

**System Action:** For type code I — The system cancels the job. For type code D — The system waits for an operator response.

**Programmer Response:** Compare the high and low extent limits specified in the EXTENT statement (or your latest LSERV output, whichever applies) with the extent limits stored in the VTOC. To check this, use your latest LVTOC output or the output of a CANCELV or DSDPLYV response. Either correct the EXTENT statement in error and rerun the job or, if the affected unexpired file may be deleted, rerun the job and instruct your operator to enter DELETE when this message recurs.

**Note:** Do not have the overlapped file deleted if its file-ID is  
DANGER.DISK.DUMMY.AREA.\*\*\*.NEVER.DELETE

In this case, correcting the specified extent is the proper corrective action.

**Operator Response:** For type code I — None. For type code D — One of the following:

- Press END/ENTER to have the system cancel the job. Report the message to your programmer.
- Enter CANCELV to get a VTOC listing and then have the system cancel the job. Report the message to your programmer.
- Enter DSDPLYV to get a VTOC listing; then enter BYPASS to have the system skip the processing of that extent (or affected VSAM member).
- Follow your programmer’s response instructions for file deletion when, on job resubmission, this message occurs again.

#### 4n45I TOO MANY EXTENTS *[filename][SYSxxx = cuu][volume-id]*

**Explanation:** Refer to “General Explanations for 4nxx Messages” on page 263 . It gives additional explanations regarding the message identifier and system action. The message may be caused by one of the following:

- More than three extent types are specified for an indexed sequential file.
- More than one extent was entered for an IBM-supplied program.

- For DA files, more than 15 extents are specified for a volume with user labels or more than 16 extents for a volume without user labels.
- For an SD file, more than 256 extents are specified or the specified extent-sequence number exceeds 255.
- For a diskette file, more than 256 extents are specified.

**System Action:** The job is canceled.

**Programmer Response:** Rerun the job after having done one of the following, whichever applies:

- Correct the extent-type specification.
- Avoid too great a number of extents by defining continuous extents as one.
- For a diskette file, avoid too many extents by splitting the file.

If permanently stored label information was used, use your latest LSERV output for verifying your extent specifications.

**Operator Response:** None.

#### 4n46I DISCONT INDEX EXTENTS

[filename][SYSxxx = cuu][volume-id]

**Explanation:** Refer to “General Explanations for 4nxx Messages” on page 263 . It gives additional explanations regarding the message identifier and system action. The message is caused by either of the following:

- The master and cylinder index limits are not contiguous.
- A master index extent is not provided although the DTFIS macro for the file specifies that a master index is to be used.

**System Action:** The job is canceled.

**Programmer Response:** Correct the extent specifications for the file and rerun the job. Use your latest LSERV output for checking existing extent limits.

**Operator Response:** None.

#### 4n47t EXTENTS NOT ON SAME UNIT

[filename][SYSxxx = cuu][volume-id]

**Explanation:** Refer to “General Explanations for 4nxx Messages” on page 263 . It gives additional explanations regarding the message identifier and system action. The specified extents either do not refer to the same logical unit or they specify the same logical unit but on different volumes.

**System Action:** For type code I — The system cancels the job. For type code D — The system waits for an operator response.

**Programmer Response:** Check and correct your extent specifications. Use your latest LSERV output for this purpose if permanently stored label information was used for the job. Use the CANCELV or DSPLYV output for checking your specifications against existing extent limits.

**Operator Response:** For type code I — None. For type code D — Verify that all required assignments have been correctly made and that the correct volume is mounted. Then do one of the following:

- Press END/ENTER to have the system cancel the job. Report the message to your programmer.
- Enter CANCELV to get a listing of the VTOC and to have the system cancel the job. Report the message to your programmer.
- Enter DSPLYV to get a listing of the VTOC; then enter BYPASS to have the system continue processing.

#### 4n48I SYSIN/SYSOUT UNSUPPORTED IN DYNAMIC PARTITION

[filename] | SYSxxx=cuu | volser]

**Explanation:** A dynamic partition is canceled if a job is started which cannot be executed in a dynamic partition.

**System Action:** The job is canceled.

**Programmer Response:** Restart the job in a static partition.

**Operator Response:** None.

#### 4n49I DATA TRACK LIMIT INVALID

[filename][SYSxxx = cuu][volume-id]

**Explanation:** Refer to “General Explanations for 4nxx Messages” on page 263 . It gives additional explanations regarding the message identifier and system action. The message is caused if either of the following occurs:

- The prime data area of the affected indexed sequential file either
  - Does not begin on cylinder boundary, or
  - Does not end on cylinder boundary.
- IOROUT=ADDRTR is specified in the DTFIS macro for the file, but the set of label-information statements refers to a load file (ISC is specified as label type in the DLBL statement).

**System Action:** The job is canceled.

**Programmer Response:** Ensure that the label information for the indexed sequential file’s prime data area begins and ends on cylinder boundary. If permanently stored label information was used for processing the job, use your latest LSERV output to check the extent information for the affected file. Correct the extent information (by replacing the DLBL and EXTENT statement sets) and rerun the job. For an ISAM-LOAD file, ensure that the DTFIS macro does not specify IOROUT=ADDRTR. Make corrections as necessary and rerun the job.

**Operator Response:** None.

#### 4250I NO MORE AVAILABLE EXTENTS

[filename] | SYSxxx = cuu | volserno]

**Explanation:** For managed-SAM access of a SAM ESDS, the user has requested the allocation of another extent and either:

- The maximum number of extents has been obtained (if REUSABLE, 16 extents per volume; in any case 123 extents in total), or
- No more VSAM data space of the requested class is available on the volumes contained in the catalog entry for the file.

**System Action:** The job is canceled.

**Programmer Response:** Obtain a LISTCAT to determine the extents allocated to the file. Then delete and redefine the file so that sufficient disk space will be allocated. If the file was implicitly defined, check the label information for the file to determine the allocation sizes for the file. If the 16 extent per volume limit has been exceeded, or no more VSAM data space is available on the volumes contained in the catalog entry for the file, the Access Method Services ALTER ADDVOLUMES command can be used to obtain needed data space by adding more volumes to the list of candidate volumes for the file.

**Operator Response:** If standard (permanent) labels were used, execute LSERV and return the output to your programmer.

---

**4n50t**      **NO MORE AVAILABLE EXTENTS**  
*[filename][SYS:xxx = cuu][volume-id]*

**Explanation:** Refer to “General Explanations for 4nxx Messages” on page 263 . It gives additional explanations regarding the message identifier and system action. The message may be caused by one of the following:

- All available extents have been opened and the program requires additional extents.
- An OPEN is issued for a sequential disk file and this file (1) has more than one extent, (2) was opened previously but not closed again, and (3) has only one of its extents opened at a time.

**System Action:** For type code I — The system cancels the job. For type code D — The system waits for an operator response.

**Programmer Response:**

- Check all EXTENT statements for the affected file and ensure that additional extents are made available if lack of space was the cause. If permanently stored label information was used for the job, use the LSERV output to check the extents used by the file. Rerun the job after having corrected the label information in your EXTENT statements. Extent information supplied in response to this message for an output file must also be available to the system when the file is used for input again.
- If the message refers to a diskette file, make additional diskette volumes available for the file and rerun the job.

If the message refers to a VSAM-managed file, obtain a LISTCAT output for checking the extents allocated to the file; then do either of the following:

- Delete and redefine the file to make more space available. Rerun the job.
- If the file was defined implicitly, check its allocation sizes. If the limit of 16 extents per volume has been exceeded or if there is no more data space on the available volume(s), use the ALTER ADDVOLUMES command of access method services to have additional space allocated for the file.

**Operator Response:** For type code I — None. For type code D — One of the following:

- Press END/ENTER to have the system cancel the job. Report the message to your programmer.
- Enter CANCELV to get a listing of the VTOC and to have the system cancel the job. Report the message to your programmer.
- Enter DSPLYV to get a listing of the VTOC; then enter new extent limits in the format:

```
relative-track,number-of-tracks
relative-block,number-of-blocks
```

specifying for relative-track (or relative-block) and for number-of-tracks (or number-of-blocks) the values given to you by your programmer.

- For a diskette file, enter DSPLYV to get a VTOC listing; then:
  1. Place the next diskette to be written on in the device.
  2. Enter 3540GO to have the system continue processing.

---

**4n51I**      **SYSUNITS NOT IN SEQUENCE**  
*[filename][SYS:xxx = cuu][volume-id]*

**Explanation:** Refer to “General Explanations for 4nxx Messages” on page 263 . It gives additional explanations regarding the message identifier and system action. Programmer logical unit specifications in EXTENT statements must be consecutive and in ascending sequence.

**System Action:** The job is canceled.

**Programmer Response:** Correct the EXTENT statements and rerun the job.

**Operator Response:** None.

---

**4n52I**      **DISCONT TYPE 1 EXTENTS**

*[filename][SYS:xxx = cuu][volume-id]*

**Explanation:** Refer to “General Explanations for 4nxx Messages” on page 263 . It gives additional explanations regarding the message identifier and system action. The prime data extents for a multivolume file neither begin nor end at cylinder boundary.

**System Action:** The job is canceled.

**Programmer Response:** Ensure that the label information for the file’s prime data area begins and ends on cylinder boundary. If permanently stored label information was used for processing the job, use your latest LSERV output to check the extent information for the affected file. Correct the extent information (by replacing the DLBL and EXTENT statement sets) and rerun the job.

**Operator Response:** None.

---

**4253I**      **VSAM CANNOT BE INITIALIZED, reason**

**Explanation:** This is displayed in the message text, where reason can be one of the following:

```
INSUFFICIENT VIRTUAL STORAGE
CDLOAD FAILURE
```

Note that the message 4228I may also occur together with this message, indicating that insufficient storage is available (error X'32', decimal 50).

**System Action:** VSAM OPEN processing is terminated.

**Programmer Response:** If the message indicates insufficient storage or a CDLOAD failure, have the operator increase the size of the partition and resubmit the job.

**Operator Response:** If the message indicates insufficient storage or a CDLOAD failure, you may use the ALLOC statement to increase the size of the partition. Otherwise, report the message to the system programmer.

---

**4n54I**      **DSKXTN ENTRY TABLE FULL**

*[filename][SYS:xxx = cuu][volume-id]*

**Explanation:** Refer to “General Explanations for 4nxx Messages” on page 263 . It gives additional explanations regarding the message identifier and system action. The system has insufficient table space to handle all of the extents that were specified for the file.

**System Action:** The job is canceled.

**Programmer Response:** Either of the following:

- Rerun the job with fewer extents.
- Reassemble the program with a larger value specified in DSKXTNT=n in your program’s DTFDA macro. Link the program and rerun the job.

**Operator Response:** None.

---

**4n55t**      **WRONG PACK, MOUNT volume-id.**  
*[filename][SYS:xxx = cuu][volume-id]*

**Explanation:** Refer to “General Explanations for 4nxx Messages” on page 263 . It gives additional explanations regarding the message identifier and system action. The wrong disk or diskette volume is mounted. The message displays the identifier of the required volume.

**System Action:** For type code I — The system cancels the



job. For type code A — The system waits for an operator response.

**Programmer Response:** If the job is canceled, rerun the job after having ensured that the correct volume is mounted. Check your latest LVTOC listing (or CANCELV output if available) to make sure that you provide correct volume-mount instructions.

**Operator Response:** For type code I — None. For type code A — One of the following:

- Press END/ENTER to have the system cancel the job. Report the message to your programmer.
- Enter CANCELV to get a VTOC listing and to have the system cancel the job. Report the message to your programmer.
- If you are sure that the currently mounted volume does not contain files that are still open, you may mount the correct volume and enter NEWPAC to have the system continue processing.

#### 4n56t      **WRONG MODULE SIZE** *[filename][SYSxxx = cuu][volume-id]*

**Explanation:** Refer to “General Explanations for 4nxx Messages” on page 263 . It gives additional explanations regarding the message identifier and system action. For a multivolume ISAM or DAM file on an IBM 3340, different models of the 3348 data module have been mounted.

**System Action:** For type code I — The system cancels the job. For type code D — The system waits for an operator response.

**Programmer Response:** If the job is canceled, rerun the job after having ensured that the program accessing the file has data modules of the correct type available. Check your latest LVTOC listing (or CANCELV output if available) to make sure that you provide correct volume-mount instructions.

**Operator Response:** For type code I — None. For type code D — One of the following:

- Press END/ENTER to have the system cancel the job. Report the message to your programmer.
- Enter CANCELV to get a VTOC listing and to have the system cancel the job. Report the message to your programmer.
- If you are sure that the currently mounted volume does not contain files that are still open, you may mount the correct volume and enter NEWPAC to have the system continue processing.

#### 4n57I      **INPUT NEEDS VERIFICATION** *[filename][SYSxxx = cuu][volume-id]*

**Explanation:** Refer to “General Explanations for 4nxx Messages” on page 263 . It gives additional explanations regarding the message identifier and system action. Input from a diskette was not verified although VERIFY was specified.

**System Action:** The job is canceled.

**Programmer Response:** Rerun the job with the diskette input verified.

**Operator Response:** None.

#### 4258I      **NO EXTENT FOR OUTPUT FILE** *[filename] \SYSxxx = cuu \volserno]*

**Explanation:** For managed-SAM access of a SAM ESDS, a sequential output or work file could not obtain a primary allocation.

**System Action:** The job is canceled.

**Programmer Response:** Ensure that sufficient VSAM data

space of the correct class is available by defining more VSAM data space on the eligible volumes or by increasing the number of eligible volumes.

If the problem recurs, you may need the following items for problem determination:

1. system history list
2. job stream
3. system log
4. printer output
5. LISTCAT output
6. LSERV output

**Operator Response:** If standard (permanent) labels were used, execute LSERV and return the output to the programmer with his job.

#### 4n58I      **NO EXTENT FOR OUTPUT FILE** *[filename][SYSxxx = cuu][volume-id]*

**Explanation:** Refer to “General Explanations for 4nxx Messages” on page 263 . It gives additional explanations regarding the message identifier and system action. The indicated file requires an extent.

**System Action:** The job is canceled.

**Programmer Response:** Check that all EXTENT statement operands, specified and assumed, are valid. If permanently stored label information was used for processing the job, use your latest LSERV output to check your specifications for the file.

**Operator Response:** None.

#### 4n59t      **INVALID EXTENT** *[filename][SYSxxx = cuu][volume-id]*

**Explanation:** Refer to “General Explanations for 4nxx Messages” on page 263 . It gives additional explanations regarding the message identifier and system action. The message may be caused by one of the following:

- For a disk device of any type: The extent does not fall within the valid limits for the specified device while processing direct-access or sequential disk files.
- For a CKD disk device:
  - If split cylinder, the first relative track number may be higher than the split-cylinder (upper) track number.
  - The value specified in DSKXTENT=n of the DTFDA macro is too small.
- For an FBA disk device:
  - The specified extent is less than one control interval in size.
  - The specified extent does not start on a control interval boundary.
  - A split cylinder was specified for an FBA device.
- For a diskette unit:
  - Invalid extent limits in the HDR1 label of an input file.
  - No tracks available on the volume for an output file.

**System Action:** For type code I — The system cancels the job. For type code D — The system waits for an operator response.

**Programmer Response:** One of the following, whichever applies:

- If the message refers to a disk device, check your relative-address specification in the EXTENT statement(s) for the affected file. To check this, use your latest LVTOC (CANCELV or DSPYV) output listing and, if permanently stored label information was used, your latest LSERV output. Correct your extent information as necessary and rerun the job.

- If the message refers to a diskette input file, correct the extent limits in the file's HDR1 label; then rerun the job.
- If the message refers to a diskette output file, replace the currently mounted diskette by a new one that has enough space available.

**Operator Response:** For type code I — None. For type code D — Depends on the type of device the message refers to:

- If the message refers to a file on diskette, press END/ENTER to have the system cancel the job. Report the message to your programmer.
- If the message refers to a file on disk, then one of the following:
  - Press END/ENTER to have the system cancel the job. Report the message to your programmer.
  - Enter CANCELV to get a VTOC listing and to have the system cancel the job. Report the message to your programmer.
  - Enter DSPLYV to get a VTOC listing; then enter BYPASS to have the system skip checking the extent and continue processing. This response causes the invalid extent to be permanently skipped; checking extents can be reactivated by running the program with new DLBL and EXTENT statements.

---

**4n60I NO EXTENTS, ALL BYPASSED**  
[filename][SYSxxx = cuu][volume-id]

**Explanation:** Refer to "General Explanations for 4nxx Messages" on page 263 . It gives additional explanations regarding the message identifier and system action. The message is caused by either of the following:

- No extents were opened because they were eliminated by a BYPASS response during a previous run.
- The FEOVD macro was issued, but no extents are available for a new volume.

**System Action:** The job is canceled.

**Programmer Response:** Provide the necessary extents and rerun the job.

**Operator Response:** None.

---

**4261I INVALID DLBL FUNCTION**  
[filename] \SYSxxx = cuu \volserno]

**Explanation:** The user supplied a VSAM DLBL for a managed-SAM (DTF) open and the VSE/VSAM Space Management for SAM Feature is not installed.

**System Action:** The job is canceled.

**Programmer Response:** Check that the file type and file description on the DLBL card or in the standard (permanent) label are correct. Resubmit the job with the correct DLBL information.

**Operator Response:** If standard (permanent) labels were used, execute LSERV and return the output to your programmer.

---

**4n61I INVALID DLBL FUNCTION**  
[filename][SYSxxx = cuu][volume-id]

**Explanation:** Refer to "General Explanations for 4nxx Messages" on page 263 . It gives additional explanations regarding the message identifier and system action. The message may be caused by one of the following:

- The disk label does not match the DTF file type (for example, DA is specified in the DLBL statement, but the file has been defined in the program by a DTFSD macro).
- An attempt was made to open an FBA file whose extents in the label information area have been converted for CKD.

**System Action:** The job is canceled.

**Programmer Response:** Check that the file type and file description in the DLBL statement (or in the permanently stored label information) are correct. Rerun the job with correct information contained in a DLBL statement. Correct the applicable label information in the label-information area, if necessary.

**Operator Response:** None.

---

**4n62I NO PRIME DATA EXTENT** [filename][SYSxxx = cuu][volume-id]

**Explanation:** Refer to "General Explanations for 4nxx Messages" on page 263 . It gives additional explanations regarding the message identifier and system action. No type 1 extent (data area, non-split cylinder) exists for an indexed sequential file.

**System Action:** The job is canceled.

**Programmer Response:** Add an EXTENT statement that defines a type 1 prime data area extent; rerun the job. Use your latest output listings of LSERV and LVTOC for verifying your extent specifications.

**Operator Response:** None.

---

**4n63I LOAD FILE NOT CLOSED** [filename][SYSxxx = cuu][volume-id]

**Explanation:** Refer to "General Explanations for 4nxx Messages" on page 263 . It gives additional explanations regarding the message identifier and system action. The message is caused by either of the following:

- Your program did not close the ISAM load file when this file was created.
- The DLBL statement for the affected ISAM file specifies ISE (for extension, adding, or retrieval) instead of ISC (creating).

**System Action:** The job is canceled.

**Programmer Response:** Add a CLOSE macro and reassemble and relink your program, if necessary; rerun the job with ISC specified in the DLBL statement to (re)build the load file.

**Operator Response:** None.

---

**4n64I INVALID HDR1 LABEL** [filename][SYSxxx = cuu][volume-id]

**Explanation:** Refer to "General Explanations for 4nxx Messages" on page 263 . It gives additional explanations regarding the message identifier and system action. The HDR1 label for the file being processed was found to be invalid because of one of the following:

- Non-basic interchange was indicated.
- A bypass indicator was specified.
- The multivolume indicator was neither blank nor one of the characters C or L.

**System Action:** The job is canceled.

**Programmer Response:** Correct the file's HDR1 label and rerun the job.

**Operator Response:** None.

---

**4n65I EQUAL FILE LABEL IN VTOC**  
[filename][SYSxxx = cuu][volume-id]

**Explanation:** Refer to "General Explanations for 4nxx Messages" on page 263 . It gives additional explanations regarding the message identifier and system action. The volume contains an unexpired or write-protected file whose name is the same as that of the file which is to be processed.

**System Action:** The job is canceled.

**Programmer Response:** Use a diskette that does not have a HDR1 label with this duplicate name, or change the file name

in the HDR1 label that caused the problem. Rerun the job.

**Operator Response:** None.

---

**4n66t**            **1 TRACK USER LBL EXTENT**  
                           [filename][SYSxxx = cuu][volume-id]

**Explanation:** Refer to “General Explanations for 4nxx Messages” on page 263 . It gives additional explanations regarding the message identifier and system action. The processing of user standard labels is specified but the currently processed file’s first extent consists of only one track. For processing user labels, a file’s first extent must have at least two tracks.

**System Action:** For type code I — The system cancels the job. For type code D — The system waits for an operator response.

**Programmer Response:** Correct the extent specification in error and rerun the job. Use your latest LVTOC (CANCELV or DSPLYV) output listings for verifying your extent specifications.

**Operator Response:** For type code I — None. For type code D — One of the following:

- Press END/ENTER to have the system cancel the job. Report the message to your programmer.
- Enter CANCELV to get a VTOC listing and to have the system cancel the job. Report the message to your programmer.
- Enter DSPLYV to get a VTOC listing. Enter BYPASS; this causes the system to skip checking the extent in error and to continue processing.

---

**4n67I**            **CVH PROCESS FAILURE RC=nnn**  
                           [filename][SYSxxx = cuu][volume-id]

**Explanation:** Refer to “General Explanations for 4nxx Messages” on page 263 . It gives additional explanations regarding the message identifier and system action. The common VTOC handler (CVH), a system routine, is unable to process a service request. RC=nnn gives a reason code which is supplied by the system primarily for error isolation. A short explanation of these codes is given in “Common VTOC Handler (CVH) Return Codes” on page 765 .

**System Action:** The system cancels the job.

**Programmer Response:** If the message displays RC=004 or RC=012, have the operator issue the ROD command. Execute EREP. Specify the SYSREC device in the DEV=(nnnn) statement). See Figure 1 on page 14. Have the program’s output available on demand. Contact IBM for a search of its known-problems data base; for error information to be collected and held available, refer to *z/VSE Guide for Solving Problems*.

If the displayed return code indicates a user-programming error, make corrections as necessary. Rerun the job.

**Operator Response:** None.

---

**4n68t**            **USER LBL EXHAUST FIRST EXTENT**  
                           [filename][SYSxxx = cuu][volume-id]

**Explanation:** Refer to “General Explanations for 4nxx Messages” on page 263 . It gives additional explanations regarding the message identifier and system action. The affected file’s first extent is not large enough for processing user labels. These labels require one, two, or four control intervals (CIs) depending on the CI size used for the file.

**System Action:** For type code I — The system cancels the job. For type code D — The system waits for an operator response.

**Programmer Response:** Correct the extent in error and rerun the job. Use your latest VTOC listing (output of LVTOC or of a CANCELV or DSPLYV response) to verify your extent specifications.

**Operator Response:** For type code I — None. For type code D — One of the following:

- Press END/ENTER to have the system cancel the job. Report the message to your programmer.
- Enter CANCELV to get a VTOC listing and to have the system cancel the job. Report the message to your programmer.
- Enter DSPLYV to get a VTOC listing. Enter BYPASS; this causes the system to skip the extent in error and to continue processing.

---

**4n69I**            **FILE IS OPEN FOR ADD [filename][SYSxxx =**  
                           cuu][volume-id]

**Explanation:** Refer to “General Explanations for 4nxx Messages” on page 263 . It gives additional explanations regarding the message identifier and system action.

An ADD or ADDRTR DTF specifying track hold is being opened, and the format-2 label indicates that the file is already open for this function.

**System Action:** The job is canceled.

**Programmer Response:** Verify that a load-extend or another add-type DTF is already opened for the affected file when the failing OPEN is issued. If there is, that DTF must be closed before an ADD or ADDRTR DTF specifying HOLD=YES can be opened. Correct your program and rerun the job.

**Operator Response:** None.

---

**4n70I**            **1ST XTNT CD NOT INDX VOL**  
                           [filename][SYSxxx = cuu][volume-id]

**Explanation:** Refer to “General Explanations for 4nxx Messages” on page 263 . It gives additional explanations regarding the message identifier and system action. The system expected the indexes of the named ISAM file to reside on the device assigned to SYSxxx. SYSxxx as displayed in the message was specified in the first EXTENT statement for the file, and this statement must define the extents that contain the indexes.

**System Action:** The job is canceled.

**Programmer Response:** Verify that the correct volume was mounted. If a wrong volume was mounted, have the correct volume mounted and rerun the job. Check the extent information for the file in error. If permanently stored label information was used for processing the job, use your latest LSERV output to examine the extent information for the file. Use your latest LVTOC output to verify your extent specifications. Make corrections to your EXTENT statement(s) and rerun the job.

**Operator Response:** None.

---

**4n71I**            **EXTENT INFO NEEDED [filename][SYSxxx =**  
                           cuu][volume-id]

**Explanation:** Refer to “General Explanations for 4nxx Messages” on page 263 . It gives additional explanations regarding the message identifier and system action. No extent information was given for an indexed sequential file on an add or add-retrieve operation.

**System Action:** The job is canceled.

**Programmer Response:** Provide EXTENT statements as required and rerun the job. Use your latest LVTOC listing to verify your extent specifications.

**Operator Response:** None.

---

**4n72I MOD AND DTF INCOMPATIBLE**

*[filename][SYSxxx = cuu][volume-id]*

**Explanation:** Refer to “General Explanations for 4nxx Messages” on page 263 . It gives additional explanations regarding the message identifier and system action. The message is caused by either of the following:

- An ISAM module assembled with CORDATA=YES in the ISMOD macro is requested to process a DTF table assembled without IOSIZE=nxxx in the DTFIS macro.
- The value specified with IOSIZE=nxxx is not large enough to contain at least one prime data record.

The logical unit specified in the message refers to the cylinder index.

**System Action:** The job is canceled.

**Programmer Response:** Correct the IOSIZE value in the DTFIS macro or remove the CORDATA specification from the ISMOD macro. Reassemble and relink your program as required and rerun the job.

**Operator Response:** None.

---

**4n73t LMOD NOT CURRENT LVL RC=nn**

*[filename][SYSxxx = cuu][volume-id]*

**Explanation:** Refer to “General Explanations for 4nxx Messages” on page 263 . It gives additional explanations regarding the message identifier and system action. The logic-module address in the file’s DTF table points to a module which does not support the assigned device or the requested function. The reason code (RC=nn) given in the message may be one of the following:

- 01 = The SVA logic module is not on the latest level.
- 02 = The logic module link-edited to the program is not on the latest level.
- 03 = The logic module either is not IBM supplied or is IBM supplied prior DOS/VS Release 34.

**System Action:** For type code I — The system cancels the job. For type code D — The system waits for an operator response.

**Programmer Response:** Replace the logic module by the appropriate IBM logic module on the latest level. Rerun the job.

**Operator Response:** For type code I — None. For type code D — Either of the following in accordance with instructions from your programmer:

- Press END/ENTER to have the system cancel the job. Report the message to your programmer.
- Enter IGNORE to have the system continue processing.

---

**4n74I BLKSIZE OPEN FAILURE RC=nnn**

*[filename][SYSxxx = cuu][volume-id]*

**Explanation:** Refer to “General Explanations for 4nxx Messages” on page 263 . It gives additional explanations regarding the message identifier and system action. The BLKSIZE value specified in the DTFxx macro or in the DLBL statement is invalid. The reason code (RC=nnn) gives further indication about the problem. This code may be one of the following:

- 001 = The specified value exceeds the track capacity of a CKD device or the maximum number of blocks minus 7 of an FBA device.
- 002 = The BLKSIZE value specified in the DLBL statement is larger than the BLKSIZE value specified in the

DTFxx macro, and the user’s program has insufficient GETVIS space for the larger buffers.

- 003 = The BLKSIZE value specified in the DLBL statement is either for a work file or for a file that is unblocked.

**System Action:** The job is canceled.

**Programmer Response:** Make corrections as required. Reassemble and relink your program if necessary. Rerun your job.

**Note:** BLKSIZE=nxxx in the DTFxx macro overrides the specification in DLBL statement.

**Operator Response:** None.

---

**4n75I BLKSZ NOT MULT OF RECSZ**

*[filename][SYSxxx = cuu][volume-id]*

**Explanation:** Refer to “General Explanations for 4nxx Messages” on page 263 . It gives additional explanations regarding the message identifier and system action. The DLBL statement for the file specifies a BLKSIZE value that is not equal to 8 plus an integral multiple of the sum of the RECSIZE value used in your program.

**System Action:** The job is canceled.

**Programmer Response:** Correct your BLKSIZE specification in the DLBL statement or remove this specification. Rerun the job.

**Operator Response:** None.

---

**4n76t VOLUME SERIAL NOT *volume-id1***

*[filename][SYSxxx = cuu][volume-id2]*

**Explanation:** Refer to “General Explanations for 4nxx Messages” on page 263 . It gives additional explanations regarding the message identifier and system action. An EXTENT statement specifies a volume identifier *volume-id1* which does not match the identifier stored on the assigned, non-removable volume *volume-id2*.

**System Action:** For type code I — The system cancels the job. For type code D — The system waits for an operator response.

**Programmer Response:** If the job was canceled, verify that the correct volume was mounted. If a wrong volume was mounted, rerun the job after having ensured that the correct volume is online. Else, correct the EXTENT statement and rerun the job. Use your latest LVTOC (CANCELV) output listing to verify your extent specifications.

**Operator Response:** For type code I — None. For type code D — One of the following:

- Press END/ENTER to have the system cancel the job. Report the message to your programmer.
- Enter CANCELV to get a VTOC listing and to have the system cancel the job. Report the message to your programmer.

---

**4n77t EXTENT ENTRY ERROR -- RETRY**

*[filename][SYSxxx = cuu][volume-id]*

**Explanation:** Refer to “General Explanations for 4nxx Messages” on page 263 . It gives additional explanations regarding the message identifier and system action. An error was detected in one or more extent fields entered at the console in response to message 4n50D.

**System Action:** For type code I — The system cancels the job. For type code D — The system waits for an operator response.

**Programmer Response:** If the job is canceled, see the response recommendation given for message 4n50t.



**Operator Response:** See the response recommendation given for message 4n50t.

---

**4n781 NO LOGIC MODULE RC=nnn**  
[filename][SYSxxx = cuu][volume-id]

**Explanation:** Refer to “General Explanations for 4nxx Messages” on page 263 . It gives additional explanations regarding the message identifier and system action. The logic module address in the DTF table for the affected file is zero, and no logic module was linked to that table. The RPS logic modules in the SVA could not be used because of one or more of the reasons indicated by the reason code (RC=nn) in the message:

- 01 = The supervisor does not support RPS.
- 02 = There is insufficient space in the SVA to load the RPS logic modules.
- 03 = The program is running in real mode.
- 04 = The EXEC statement for the program does not specify the SIZE operand.
- 05 = The program has insufficient GETVIS space for a DTF-table extension.

**System Action:** The job is canceled.

**Programmer Response:** Either of the following:

- Find out (by examining the reason code) why RPS support in the SVA is not available to your program. Make corrections as necessary and rerun the job.
- Link-edit the program with a new logic module and rerun the job.

**Operator Response:** None.

---

**42791 GETVIS FAILED RC=nnn** [filename] [SYSxxx = cuu] [volserno]

**Explanation:** For managed-SAM access of a SAM ESDS, a GETVIS was issued to get working storage for an open/close function and it failed as indicated by the RC (reason code) value of *nnn* as follows: 001 - The DSA (Dynamic Storage Area) space was not available. 002 - Space for the DTF extension was not available. 003 - Space for CI buffer was not available. 004 - Space for a save area was not available.

**System Action:** The system cancels the job.

**Programmer Response:** Ensure that the SIZE parameter has been specified on the EXEC statement, reduce the size specified on the SIZE parameter of the EXEC statement, or increase the partition allocation for the partition in which the job is to run. This will increase the size of the partition GETVIS area.

**Operator Response:** Check that the job has been run in the correct partition.

If the problem recurs, you may wish to use the following for problem determination:

1. system history list
2. MAP command output
3. job stream
4. system log

---

**4n791 GETVIS FAILED RC=nnn** [filename][SYSxxx = cuu][volume-id]

**Explanation:** Refer to “General Explanations for 4nxx Messages” on page 263 . It gives additional explanations regarding the message identifier and system action. A GETVIS macro issued to get working storage for an OPEN or CLOSE function failed for the reason given by the return code (RC=nnn) in the message. For an explanation of these codes, see “VSE/Advanced Functions Return Codes” on page 752

under macros OPEN or CLOSE .

**System Action:** The job is canceled.

**Programmer Response:** Rerun the job after having ensured that more GETVIS space is available. This is accomplished by either of the following:

- Specify a smaller value for SIZE in the EXEC statement.
- Increase the allocation of storage for the partition or use another, larger partition.

**Operator Response:** None.

---

**4n801 INVALID FILE TYPE** [filename][SYSxxx = cuu][volume-id]

**Explanation:** Refer to “General Explanations for 4nxx Messages” on page 263 . It gives additional explanations regarding the message identifier and system action. The DTF table for this file contains an invalid type code.

**System Action:** The job is canceled.

**Programmer Response:** Check the source listing of your program for invalid specifications for the failing file. These specifications may be explicit or assumed. Check that the file’s DTF table is not being overwritten. Make the necessary corrections and rerun the job.

**Operator Response:** None.

---

**4n811 NO LABEL INFORMATION**  
[filename][SYSxxx = cuu][volume-id]

**Explanation:** Refer to “General Explanations for 4nxx Messages” on page 263 . It gives additional explanations regarding the message identifier and system action. The message may be caused by one of the following:

- There is no label information for the named file in the system’s label-information area.
- A disk label was found with the same file name as the tape file being opened or vice-versa (a TLBL instead of a DLBL or a DLBL for a TLBL).
- Label information is currently unavailable due to concurrent update of the System Label Area, for example an // OPTION STDLABEL(=ADD/DELETE) may not have been ended properly by /&.

**System Action:** The system either issues message 1A80 or cancels the job.

**Programmer Response:** Use your latest LSERV output to check the label information that is stored permanently in your system’s label information area. Submit label information not yet permanently stored but required for repeated use. For information how to store label information permanently, see *z/VSE Guide to System Functions*.

**Operator Response:** None.

---

**4n821 ISAM NULL FILE** [filename][SYSxxx = cuu][volume-id]

**Explanation:** Refer to “General Explanations for 4nxx Messages” on page 263 . It gives additional explanations regarding the message identifier and system action.

**Explanation:** The system attempted to open an (existing) empty ISAM file.

**System Action:** The job is canceled.

**Programmer Response:** When you issue an OPEN for an existing ISAM file, make sure this file contains at least one prime data record.

**Operator Response:** None.

---

**4283I**      **INVALID LOGICAL UNIT** [*filename*] **SYSxxx**  
                   = *cuu* | *volserno*]

**Explanation:** For managed-SAM access of a SAM ESDS, an attempt was made to open the IJSYSLN (SYSLNK) file using DTFSD TYPEFLE=WORK. Work file access of the IJSYSLN (SYSLNK) file is not valid.

**System Action:** The job is canceled.

**Programmer Response:** Check that the symbolic unit is correct (if specified), and that the correct DTF type is being used. If the problem recurs, check the LISTIO output for correct assignments. You may wish to use the following for problem determination:

1. system history list
2. program listing
3. job stream
4. link edit map

Check the supervisor assembly listing for correct device type specification.

**Operator Response:** Issue the LISTIO command and verify assignments. Correct assignments and rerun the job.

---

**4n83I**      **INVALID LOGICAL UNIT** [*filename*][**SYSxxx**  
                   = *cuu*][*volume-id*]

**Explanation:** Refer to “General Explanations for 4nxx Messages” on page 263 . It gives additional explanations regarding the message identifier and system action. The message may be caused by one of the following:

- The logical unit specified in the ASSGN statement is not the same as the one specified in the EXTENT statement or the DTFxx macro, whichever applies.
- The logical unit is not assigned.
- The logical unit is assigned IGN (ignore).
- For a DAM file, an extent is not on-line or a device is not ready.
- For a diskette file, the logical units in the applicable EXTENT statements are not the same.
- An attempt was made to open two files on the same diskette.
- A multivolume file includes volumes of different types.

**System Action:** The job is canceled.

**Programmer Response:** Check for the items listed below and make corrections as required:

- Make sure the device specified in the affected ASSGN statement was defined in an ADD statement during system start-up.
- Check that the logical unit specifications in your program and in the ASSGN statement match.
- If the message refers to a diskette file, make sure the logical units in the file’s EXTENT statements are the same and that only one file on a diskette is opened at a time.
- Ensure that a multivolume file includes only volumes of the same type.

Rerun the job.

**Operator Response:** None.

---

**4n84A**      **DEVICE IS WRITE PROTECTED**  
                   [*filename*][**SYSxxx=cuu**]

**Explanation:** An output device is write protected.

**System Action:** The system waits for an operator response if SYSLOG is assigned to a display-type console device. Otherwise the system cancels the job.

**Programmer Response:** If the job is canceled, rerun the job and ensure that a tape reel without write protection is

mounted on the assigned tape drive.

**Operator Response:** Check that the correct tape volume is mounted. If so, remove write protection from the reel and enter IGNORE to have the system continue processing.

**Note:** For a multi-file volume, the above action is acceptable only if the first file on the volume may be erased. If this is not acceptable, enter CANCEL to have the system cancel the job.

If the recommended action fails, mount the volume on another drive and reassign the affected logical unit to the new device.

---

**4n85I**      **SYSxxx AND SYSyyy ARE ASSIGNED TO  
 THE SAME PHYSICAL UNIT**

[*filename*][**SYSxxx = cuu**][*volume-id*]

**Explanation:** Refer to “General Explanations for 4nxx Messages” on page 263 . It gives additional explanations regarding the message identifier and system action. Two logical assignments were made for the same device.

**System Action:** The job is canceled.

**Programmer Response:** Rerun the job after having ensured that the logical units named in the message are assigned to different devices.

**Operator Response:** None.

---

**4n86t**      **TAPE UNIT NOT READY** [*filename*][**SYSxxx =  
 cuu**][*volume-id*]

**Explanation:** Refer to “General Explanations for 4nxx Messages” on page 263 . It gives additional explanations regarding the message identifier and system action. A sense command was issued to a tape drive, and this tape drive is in a not-ready status.

**System Action:** For type code I — The system cancels the job. For type code A — The system waits for an operator response.

**Programmer Response:** If the job was canceled, rerun it and ensure that the correct tape volume is mounted on a tape unit which is ready and assigned.

**Operator Response:** For type code I — None. For type code A — One of the following:

- Press END/ENTER to have the system cancel the job. Report the message to your programmer.
- Ready the tape drive and enter IGNORE to have the system continue processing.
- Mount the tape volume on another drive and rerun the job.

---

**4n87I**      **SYS FILE EXTENT EXCEEDED**  
                   [*filename*][**SYSxxx = cuu**][*volume-id*]

**Explanation:** Refer to “General Explanations for 4nxx Messages” on page 263 . It gives additional explanations regarding the message identifier and system action. In writing to a system output file, the upper extent limit is being exceeded.

**System Action:** The job is canceled.

**Programmer Response:** Check that the extent specifications are correct and that the specified extents are large enough to contain the entire file. Make the necessary corrections and resubmit the job. Use your latest LVTOC listing and, if applicable, your latest LSERV output to verify your extent specifications.

**Operator Response:** None.

**4288I** EOF ON SYSTEM FILE

**Explanation:** For managed-SAM access of a SAM ESDS, a DTFPC INPUT file access requested the next extent and there were no more extents. (DTFPC INPUT file access must read an SEOF (Software End Of File) to be sent to the EOFADDR. (Running out of extents is an error condition.)

**System Action:** The job is canceled.

**Programmer Response:** Recreate the input file and resubmit the job. If the problem recurs, obtain a printout of the file in question. You may wish to use the following for problem determination:

1. system history list
2. system log
3. printer output
4. job stream
5. program listing of the program that created the file

**Operator Response:** None.

**4n88I** EOF ON SYSTEM INPUT FILE

*[filename][SYSxxx = cuu][volume-id]*

**Explanation:** The system reached end of file or end of extent while reading from a system input file assigned to disk.

**System Action:** The job is canceled.

**Programmer Response:** Recreate the input file and rerun the job.

**Operator Response:** None.

**4n89I** WORKFILE NOT SUPPORTED FOR SYSFIL

*[filename][SYSxxx = cuu][volume-id]*

**Explanation:** Refer to "General Explanations for 4nxx Messages" on page 263 . It gives additional explanations regarding the message identifier and system action. An OPEN was issued to a SAM file assigned to a disk device. The DTFxx macro specified TYPEFLE=WORK, and a system file was specified either in the DTFxx macro or in the EXTENT statement.

**System Action:** The job is canceled.

**Programmer Response:** Change either of the following:

- The system logical unit specified in the DTFxx macro or in the EXTENT statement to a programmer logical unit.
- The TYPEFLE specification in the DTFxx macro to INPUT or OUTPUT.

**Operator Response:** None.

**4n90I** SVA EXTENT AREA EXHAUSTED

*[filename][SYSxxx = cuu][volume-id]*

**Explanation:** Refer to "General Explanations for 4nxx Messages" on page 263 . It gives additional explanations regarding the message identifier and system action. The extent area in the SVA is full.

**System Action:** The job is canceled.

**Programmer Response:** Enlarge your extent area by defining a larger value in EXTENT=nK of the IPL command SYS for the next system start-up.

**Operator Response:** None.

**4n91I** WORKFILE NOT ON ONE VOLUME

*(filename) SYSxxx = cuu*

**Explanation:** An input type OPEN for a workfile was attempted, but the file resides on more than one volume.

**System Action:** The job is canceled.

**Programmer Response:** Ensure that the file to be accessed resides on one volume.

**Operator Response:** None.

**4292I** NO CISIZE CATALOG ENTRY

*[filename] | SYSxxx = cuu | volserno*

**Explanation:** For managed-SAM access of a SAM ESDS, the user attempted to process a NOCIFORMAT SAM ESDS for INPUT with DTFSD.

**System Action:** The job is canceled.

**Programmer Response:** Recreate the file using DTFSD or recreate the file in CI format using DTFPH and specify a CI size on the DTF.

**Operator Response:** None.

**4n92I** NO CI SIZE IN (FORMAT 1 LABEL | CATALOG ENTRY) *[filename][SYSxxx = cuu][volume-id]*

**Explanation:** Refer to "General Explanations for 4nxx Messages" on page 263 . It gives additional explanations regarding the message identifier and system action. If the system displays FORMAT 1 LABEL, no control-interval size was found in the format-1 label for the file, and the program attempts to process the file using a DTFxx macro other than DTFPH.

**System Action:** The job is canceled.

**Programmer Response:** If the message displays FORMAT 1 LABEL: recreate the file and specify a control-interval size in the DTFxx macro or in the DLBL statement.

**Operator Response:** None.

**4294I** CISIZE INCORRECT *[filename] | SYSxxx = cuu | volserno*

**Explanation:** For managed-SAM access of a SAM ESDS, the user attempted to open a DTFPH file for OUTPUT specifying a CISIZE greater than zero but less than eight. (For a CIFORMAT DTFPH file, the maximum logical block size is assumed to be CISIZE-7.)

**System Action:** The job is canceled.

**Programmer Response:** Specify a CISIZE on the DTFPH of greater than seven.

**Operator Response:** None.

**4n94I** CISIZE INCORRECT OR BLKSIZE TOO HIGH FOR FBA DEVICE

**Explanation:** Refer to "General Explanations for 4nxx Messages" on page 263 . It gives additional explanations regarding the message identifier and system action. An OPEN was issued to an output file assigned to an FBA disk — A control-interval size was specified either in the DTFSD macro or in the DLBL statement. This size either:

- Was not a multiple of the FBA block size for the device, or
- If it was greater than 8K, it was not a multiple of 2K or not large enough to contain the value specified for BLKSIZE plus 7.

**System Action:** The job is canceled.

**Programmer Response:** Correct the CISIZE specification in error and rerun the job.

**Operator Response:** None.

**4n95I** *phasename* NOT IN SVA *[filename][SYSxxx = cuu][volume-id]*

**Explanation:** Refer to "General Explanations for 4nxx Messages" on page 263 . It gives additional explanations regarding the message identifier and system action. The phase named in the message, a required OPEN or CLOSE phase or a logic module, does not reside in the SVA.

**System Action:** The job is canceled.

**Programmer Response:** Ensure that the indicated phase is loaded into the SVA during next system start-up. Then rerun the job.

**Operator Response:** None.

#### 4n96I IMPROPER DTFSD SYSFIL OPEN

[filename][SYSxxx = cuu][volume-id]

**Explanation:** Refer to “General Explanations for 4nxx Messages” on page 263 . It gives additional explanations regarding the message identifier and system action. An OPEN is issued for a DTFSD system file (SYSRDR, SYSIPT, SYSLST, SYSPCH) on disk, and the records described by the DTFSD macro are not fixed unblocked.

**System Action:** The job is canceled.

**Programmer Response:** Change the program to ensure that either the records of the file being opened are fixed unblocked or the specified logical unit is other than SYSRDR, SYSIPT, SYSLST, SYSPCH.

**Operator Response:** None.

#### 4297I OVLAP EXPIRED SECRD FILE

[filename] [SYSxxx = cuu] [volserno]

**Explanation:** VSAM is attempting to define a data space for:

- A DEFINE space, catalog, or unique cluster or alternate index; or
- An IMPORT(RA) of a unique cluster or alternate index.

The extent limits for the data space being defined overlap the extent limits of an expired data-secured file. The filename, if displayed in the message text, identifies the overlapping extent on the associated DLBL/EXTENT statement in error. If the filename is omitted from the message text, the ORIGIN parameter in the DEFINE command identifies the overlapping extent.

**System Action:** The job is canceled.

**Programmer Response:** Examine the VTOC listing to determine where the overlap occurred. To eliminate the overlap, correct the ORIGIN parameter or the EXTENT statement causing the error and resubmit the job. If the overlap occurs on a secured non-VSAM file that you do not need to save, open a DTF using the same file-id as that of the secured file and tell the operator to respond with DELETE to message 4233A, when issued. If the overlap occurs on a VSAM space, use the Access Method Services DELETE command to delete the VSAM space if you do not need to save it. VTOC entries (both VSAM and non-VSAM) can be erased using the VSAM utility program IKQVDU. If the problem recurs after eliminating the overlap condition, you may wish to use the following for problem determination:

1. system history list
2. VTOC display
3. failing job stream and associated listings
4. dump at time of failure

**Operator Response:** Display the VTOC (LVTOC utility program). If the job uses standard (permanent) labels, execute the LSERV program. Return the SYSLOG and SYSLST output and the failing job to the programmer.

#### 4n97I OVLAP EXPIRED SECRD FILE

[filename][SYSxxx = cuu][volume-id]

**Explanation:** Refer to “General Explanations for 4nxx Messages” on page 263 . It gives additional explanations regarding the message identifier and system action. If the message displays the file name, it identifies the overlapping extent defined in the EXTENT statement in error. If no file

name is given in the message, the ORIGIN specification in the DEFINE command identifies the overlapping extent.

**System Action:** The job is canceled.

**Programmer Response:** Examine your latest VTOC listing to determine where the overlap occurred. Correct the EXTENT statement or the ORIGIN specification, whichever applies, and rerun the job. If the overlap occurs on a file that you do not need to save, then:

1. Issue an OPEN for a DTFxx using the same file-ID as that of the protected file.
2. Instruct your operator to reply DELETE to message 4n33D when the system issues this message.

**Operator Response:** None.

#### 4298I OVLAP UNEXPRD SECRD FILE

[filename] [SYSxxx = cuu] [volserno]

**Explanation:** VSAM is attempting to define a data space for:

- a DEFINE space, catalog, or unique cluster or alternate index; or
- an IMPORT(RA) of a unique cluster or alternate index.

The extent limits for the data space being defined overlap the extent limits of an unexpired secured-data file. filename and SYSxxx identify the EXTENT statement. cuu and volser identify the disk device and volume serial number.

**Note:** If you are defining or importing a keyed file (KSIDS or alternate index) with both data and index components UNIQUE and on the same volume, this error message can occur if data and index extents overlap.

**System Action:** The job is canceled.

**Programmer Response:** For a DEFINE or IMPORT(RA) of a UNIQUE keyed file, verify that the data and index extents do not overlap. If they do overlap, correct the ORIGIN parameter or EXTENT statement causing the error and rerun the job. Refer to the UNIQUE parameter of the DEFINE CLUSTER command for DLBL and EXTENT requirements. Examine the VTOC listing to determine where the overlap occurred. To eliminate the overlap, correct the ORIGIN parameter or EXTENT statement causing the error and resubmit the job. If the overlap occurs on a secured non-VSAM file that you do not need to save, open a DTF using the same file-id as that of the secured file, and instruct the operator to reply DELETE to message 4233A when it is issued. If the overlap occurs on a VSAM space, use the Access Method Services DELETE command to delete the VSAM space if you do not need to save it. VTOC entries (both VSAM and non-VSAM) can be erased using the VSAM utility program IKQVDU. If the problem recurs after the eliminating the overlap condition, you may wish to use the following for problem determination:

1. system history list
2. VTOC display
3. failing job stream and associated listings
4. dump at time of failure

**Operator Response:** Display the VTOC (LVTOC utility program). If the job uses standard (permanent) labels, execute the LSERV program. Return the SYSLOG and SYSLST output and the failing job to the programmer.

#### 4n98I OVLAP UNEXPRD SECRD FILE

[filename][SYSxxx = cuu][volume-id]

**Explanation:** Refer to “General Explanations for 4nxx Messages” on page 263 . It gives additional explanations regarding the message identifier and system action. An extent as defined for the file being opened overlaps one or more



extents of an unexpired data-secured file.

**System Action:** The job is canceled.

**Programmer Response:** Examine your latest VTOC listing to determine where the overlap occurs. Correct the EXTENT statement or the ORIGIN specification, whichever applies, and rerun the job. If the overlap occurs on a file that you do not need to save, then:

1. Issue an OPEN for a DTFxx using the same file-ID as that of the protected file.
2. Instruct your operator to reply DELETE to message 4n33D when the system issues this message.

If the overlap occurred on VSAM-managed space, use the access method services DELETE command to delete that space if you need not save it.

If this overlap condition is caused by an IMPORT (IMPORTRA) access method services command for a unique keyed file, refer to the documentation of the UNIQUE parameter for required DLBL and EXTENT specifications.

## 4Axx=VSE/VSAM Messages

**4A37I** FILE *filename* CATALOG ERROR DURING IMPLICIT (DEFINE|DELETE) - *mmm,aa,nnn* [*filename*|SYSxxx = *cuu*|*volserno*]

**Explanation:** Catalog management returned a nonzero return code when invoked for implicit define or implicit delete. *mmm* is the decimal return code value, *aa* is the module identifier for the module detecting the error, and *nnn* is the decimal reason code. This message is accompanied by message 4228I.

**System Action:** If OPEN was in process when the error was detected, the open processing is terminated. If CLOSE was in process when the error was detected, close processing for the current ACB will continue since deletion is not critical to a successful close.

**Programmer Response:** Refer to the catalog management return and reason codes to determine if you made logical errors that caused the problem. These codes are documented in *IDCAMS Return and Reason Codes*.

**Operator Response:** Save the SYSLOG output and make it available to your programmer.

**4A40I** DLBL EXPIRATION DATE OUTSIDE ACCEPTABLE RANGE FOR FILE *filename*

**Explanation:** Implicit definition of a SAM-ESDS failed, because an invalid expiration was specified in the DLBL statement for file *filename*. The date exceeds the possible range of 99 years. This message is followed by message 4228I.

**System Action:** Definition fails.

**Programmer Response:** Correct the date parameter in the DLBL statement and resubmit the job. A valid expiration date is equal or greater than the current date and must not extend more than 99 years into the future.

**4A46I** FUNCTION IN VSAM SPACE MGMT NOT SUPPORTED RC = *nnn*

**Explanation:** For managed-SAM access of a SAM ESDS, you attempted to open a DTF but failed as indicated by the RC (reason code) value of *nnn* as follows:

- 001 - DTFS for spanned records is not supported.
- 002 - Filename or logical unit is not supported.
- 003 - The file is CI format, but DTFPH is not a version 3 DTF and thus there is no place to store the CI size for the user.

**Operator Response:** None.

**4n99D** (DATA SECURED FILE|SECURED VOLUME) ACCESSED [*filename*][SYSxxx = *cuu*][*volume-id*]

**Explanation:** Refer to “General Explanations for 4nxx Messages” on page 263. It gives additional explanations regarding the message identifier and system action. A data-secured file (possibly a secured volume for a diskette unit) is being opened, and the system requests the operator to give access authorization.

**System Action:** The system waits for an operator response.

**Programmer Response:** None.

**Operator Response:** Either of the following as instructed by your programmer

- Enter YES to allow the file to be opened and accessed.
- Enter NO or press END/ENTER to have the system cancel the job.

**System Action:** The job is canceled.

**Programmer Response:** Make sure that the job is intended to access a managed-SAM file and that the function is supported in the VSE/VSAM Space Management for SAM Feature. Change accordingly and resubmit the job.

**4A57I** REQUEST ERROR CODE X'*nn'* (*nnn*)

**Explanation:** During managed-SAM access of a SAM ESDS, VSAM was unable to provide a secondary allocation or a volume mount.

**System Action:** The job is canceled.

**Programmer Response:** See Request error codes. They are listed in *VSE/VSAM Return and Error Codes in z/VSE Messages and Codes, Volume 2*. (When looking up the error code, assume that the request is terminated; that is, register 15 contains X'08'.) If the message indicates insufficient virtual storage or a CDLOAD failure, have the operator increase the size of the partition and resubmit the job. Otherwise, report the message to the system programmer.

**Operator Response:** Save the SYSLOG output and make it available to the programmer.

**4A84A** REQUIRE VOLUME *volserno* [*filename*]

**Explanation:** A VSAM or Access Method Services job requires that the volume identified by *volserno* be mounted on a disk device. If the DLBL and EXTENT statements are present, *filename* identifies the DLBL statement. If no DLBL statement was present, the *filename* does not appear in the message.

**System Action:** The system waits for an operator response.

**Programmer Response:** Make sure that the job stream specifies the correct volume serial number (*volserno*).

Reschedule the job.

**Operator Response:**

1. If the required volume is already mounted, or cannot be demounted, be sure that the disk unit is “ready” and that it is “on line” (using the ONLINE and DVCUP commands). You can use the VOLUME command to query the status of the device.
2. Mount the requested volume on any device. Then reply with NEWPAC to continue processing.

- If you cannot mount the requested volume, type CANCEL or press END/ENTER to cancel the job. Return the SYSLOG and any SYSLST output to the programmer.

**4A87I**            **AUTOMATIC CLOSE HAS BEEN STARTED**  
**Explanation:** During end of task handling, it was discovered that open VSAM files exist. Automatic close will attempt to close the files.  
**System Action:** VSAM will attempt to close processing for open files.  
**Programmer Response:** Your program should CLOSE all VSAM files before returning control.  
**Operator Response:** None.

**4A88I**            **AUTOMATIC CLOSE FOR *files* COMPLETED**  
**Explanation:** The automatic close has attempted to close the designated files. If the number of files that were closed is smaller than 4, then *files* names the individual filenames. Otherwise *files* designates the number of files that were closed. *files* includes ACBs for which automatic close was not successful (indicated by messages 4226I or 4227I), but does not include any ACBs in an upgrade set.  
**System Action:** Processing continues.  
**Programmer Response:** If this message is issued because the program has not closed some files, make sure that the program closes the files identified by *files*.  
**Operator Response:** None.

**4A90I**            **COMPRESSION MGMT ERROR DURING *service***  
**RETURN CODE= *rc***  
**REASON= *reason***  
**DSN= *cluster name***  
**Explanation:** During VSE/VSAM record management access to the cluster *cluster name* compression management services returned the specified *rc* and *reason* code. The problem occurred either with the COMPRESSION or EXPANSION *service*. The following table shows the return and reason codes associated to the appropriate function:

Table 3. 4A90I Return and reason codes

**Compression Management Services reason codes assigned to return code 0:**

Reason	Description
0	The function has been performed successfully.

Table 4. 4A90I Return and reason codes

**Compression Management Services reason codes assigned to return code 4:**

Reason	Description
2048	The compression operation has finished successfully. Compression Management Services is still in the sampling phase. The input data has not been compressed. The output buffer contains an image copy of the input buffer.

Table 4. 4A90I Return and reason codes (continued)

**Compression Management Services reason codes assigned to return code 4:**

2049	The compression operation has finished successfully. The Dictionary Token has been determined and returned in the storage pointed to by the DICTIONARY_TOKEN_PTR. The input data has not been compressed. The output buffer contains an image copy of the input buffer.
2053	The compression operation has finished successfully. The output buffer has been filled during the compression operation. However, the actual number of 'compressed' bytes is greater than the original number of processed input bytes. CM has copied the CMPSC_TARGETLEN number of bytes from the beginning of the input buffer into the output buffer. The CMPSC_TARGETLEN has been decremented by CMPSC_SOURCELEN. The CMPSC_TARGETADDR has been incremented by CMPSC_SOURCELEN.

Table 5. 4A90I Return and reason codes

**Compression Management Services reason codes assigned to return code 8:**

Reason	Description
2050	The compression operation has finished successfully. A rejection dictionary token has been created and returned in the field pointed to by the DICTIONARY_TOKEN_PTR.. The caller should stop calling the CMS_COMPRESS service because the statistics from interrogation and sampling has shown that this is not good compression candidate. The output buffer contains an image copy of the input buffer.
2051	The compression operation has finished successfully. Only part of the input buffer is compressed. The output buffer has been filled during the compression operation but the input buffer has not been exhausted. The caller may call IKQCSCCM again to compress the remaining data in the input buffer. Be sure to set the CMPSC_BITNUM to zero and reset the CMPSC_TARGETLEN and CMPSC_TARGETADDR fields. An additional reason can be that there is not enough GETVIS. At least 4M is necessary for compression.

Table 5. 4A90I Return and reason codes (continued)

**Compression Management Services reason codes assigned to return code 8:**

2052	The decompression operation has finished successfully. The target contains decompressed data. However, not all the source data has been decompressed due to the running out of space in the TARGET.
2081	The hardware/software compression service is not available on this system. An additional reason can be that there is not enough GETVIS. At least 4M is necessary for compression.
2085	Compression Management Services has tried to perform the necessary resource cleanup. Some resource cannot be freed successfully.
2086	OPEN of the trace file (SYSLST) failed.
2087	OPEN of SYSLOG failed.

Table 6. 4A90I Return and reason codes

**Compression Management Services reason codes assigned to return code 16:**

Reason	Description
2140	Invalid OPEN_TOKEN. Sequence number in the token does not match the one in the control block. Or the CMSOP block cannot be located in the CMSAS_CM_OP_CHAIN
2141	A request to compression (decompression) but some of the operands are not provided.
2142	A request to decompress the data but the input Dictionary Token is null.
2145	The input dictionary token indicates that the data set is a rejected candidate for compression.
2146	A request to compress (decompress) but the target (source) is not large enough to hold even 1 compression symbol.
2147	This operation code is undefined.
2149	The CMS_OPEN_TOKEN indicates, that the data set is already open.
2150	The CMS_OPEN_TOKEN indicates, that the data set is not open.

Table 7. 4A90I Return and reason codes

**Compression Management Services reason codes assigned to return code 20:**

Reason	Description
4A91I	COMPRESSION CONTROL SERVICE FAILED, REASON= <i>reason problem specific information</i> DETECTION POINT= <i>detection point</i>

Table 7. 4A90I Return and reason codes (continued)

**Compression Management Services reason codes assigned to return code 20:**

2180	Compression Management Services cannot continue processing because it cannot obtain storage for its control structure or dictionaries.
2181	Compression Management Services cannot continue processing because it cannot obtain storage for the LZ-tree.
2182	Compression Management Services cannot continue processing because it cannot obtain storage for the hardware/software dictionaries.
2183	Compression Management Services cannot continue processing because it cannot obtain storage for the CMS_TEXT_BLK. It contains the UDCT data format that is required by the IKQCSCBD routine.

Table 8. 4A90I Return and reason codes

**Compression Management Services reason codes assigned to return code 36:**

Reason	Description
4000	The eyecatcher in the CM_OPEN control block is bad.
4099	The dictionary has some format error. The hardware/software Compression Services cannot operate properly.
4100	Invalid Dictionary Token. The Dictionary Building Block(s) cannot be located in the CMS_CNTL blocks. Or, the flag in the dictionary token indicates that the token is a rejection token but the DBBs are not NULL.
4101	Internal Compression Management Services logic error
4107	IKQCSCZL returns a non-zero return code. It failed in initializing the LZ-tree.
4108	IKQCSCBD returns a non-zero return code. It failed in inserting text blocks into the LZ-tree.
4109	IKQCSCBD returns a non-zero return code. It failed in converting the LZ-tree into the hardware/software compression format.

4A91I      **COMPRESSION CONTROL SERVICE FAILED, REASON=*reason problem specific information* DETECTION POINT=*detection point***

**Explanation:** VSE/VSAM Compression Control services were invoked to process a record in the CCDS. Each record describes one (compressed) cluster. The operation failed for

the reason identified by *reason* explained in the table below. The remaining information issued by this message serves problem determination and may be relevant for the IBM service personnel.

Table 9. 4A91I Reason Codes

Reason	Explanation
1	No compression control dataset (CCDS) is defined to the catalog. <b>Programmer Response:</b> Define a compression control data set to the catalog. Refer to <i>VSE/VSAM Commands</i> for instructions on how to define the CCDS.
2	The requested compression attribute record (CAR) for the cluster does not exist.
17	Unable to open the CCDS. The OPEN request against a compression control data set failed with the given return code (in Register 15) and error code. <b>Programmer Response:</b> Refer to <i>VSE/VSAM Return and Error Codes</i> in <i>z/VSE Messages and Codes, Volume 2</i> for an explanation of VSE/VSAM error codes.
18	A VSE/VSAM record management request (such as PUT or GET) against the CCDS failed with the given RPL feedback code. <b>Programmer Response:</b> Refer to <i>VSE/VSAM Return and Error Codes</i> in <i>z/VSE Messages and Codes, Volume 2</i> for an explanation of VSE/VSAM error codes.
19	The compression control block, identifying the requested compression control service, is invalid. <b>Programmer Response:</b> If this reason code occurs with an IBM supplied program it is caused by a system problem. Contact your IBM support center.
20	A GETVIS request for storage below 16MB failed. <b>Programmer Response:</b> Release storage or change the partition layout or SIZE parameter to provide for more GETVIS space below 16 MB.
21	A GETVIS request for storage (LOCATION=ANY) failed. <b>Programmer Response:</b> Release storage or change the partition layout or SIZE parameter to provide for more GETVIS space below or above 16 MB.

Table 9. 4A91I Reason Codes (continued)

Reason	Explanation
22	Either there is no DLBL statement in effect for IJSYSUC,IJSYSCT, or a user specified label, or an error occurred while processing the label area. <b>Programmer Response:</b> Make sure that the DLBL statements for the referred file name exists.
23	The compression control data set is defined to a catalog which resides on a read-only disk. The compression control service could not be satisfied because it requires read/write access. <b>Programmer Response:</b> Re-run the failing job with the read/write access to the catalog.
24	A DELETE CLUSTER command against the compression control data set failed, because the compression control data set is not empty and the FORCE option was not specified on the DELETE command. <b>Programmer Response:</b> <ul style="list-style-type: none"> <li>Remove entries within the CCDS by issuing DELETE CLUSTER commands. You could use IDCAMS PRINT to list the entries contained in the CCDS.</li> <li>Alternatively you could use the FORCE option of DELETE CLUSTER, which would delete the compression control data set, even if it is not empty. By deleting a non-empty compression control data set all compressed clusters in the target catalog become inaccessible.</li> </ul>
25	Unable to CLOSE the CCDS. The CLOSE request against a compression control data set failed with the given return code (in Register 15) and error code. <b>Programmer Response:</b> Refer to <i>VSE/VSAM Return and Error Codes</i> in <i>z/VSE Messages and Codes, Volume 2</i> for an explanation of VSE/VSAM error codes.
26	Invalid Compression Attribute Record (CAB). The compression attributes for the file being compressed are inconsistent. An IDUMP will be produced. <b>Programmer Response:</b> Rerun the failing job. If the problem persists, contact your IBM support center.
255	A VSE/VSAM compression control services internal error occurred. An IDUMP will be produced. <b>Programmer Response:</b> Contact your IBM support center.



---

**4A92I**      **MISMATCH OF SPECIFIED AND REAL  
CATALOG FILE ID SPECIFIED**  
              **NAME=*file\_id1* BUT REAL NAME=*file\_id2***

**Explanation:** This message can occur in two situations:

1. An incorrect *file\_id1* was specified on the DLBL IJSYSCT to identify the VSE/VSAM master catalog. The real name of the master catalog is *file\_id2*.
2. The incorrect *file\_id1* was specified on the DLBL statement for a user catalog. The master catalog contains a user catalog entry which points to a certain volume. However,

the user catalog on that volume has really a different file-id of *file\_id2*. This situation can occur if a user catalog was defined to a volume that was scratched, or if an IDCAMS IMPORT CONNECT was done with an incorrect catalog file\_id.

**System Action:** The open fails with open error code x'B4'.

**Programmer Response:** Correct the file\_id for the catalog. If you need to remove the user catalog entry from the master catalog, use IDCAMS EXPORT DISCONNECT.

---

## 4Cxx=SDAID Messages

---

### 4C01A SDAID ALREADY STOPPED

**Explanation:** The operator issued STOPSD or ENSDSD, and SDAID was already stopped. SDAID issues, in addition, one or more of the explanation lines below. These lines are not necessarily in immediate succession. The lines are:

```
4C01A THE OPERATOR STOPPED SDAID BY EXTERNAL
INTERRUPT
4C01A AN EVENT WITH TERMINATE OPTION
OCCURRED
4C01A AN INTERNAL PROGRAM CHECK OCCURRED
IN SDAID
4C01A AN I/O ERROR OCCURRED ON SDAID OUTPUT
DEVICE
4C01A I/O ERROR CODE: 62xx.
4C01A ERROR RECOVERY ACTION CODE: yy.
4C01A DUMP SDAID AREA FROM address TO address
4C01A ENTER ENSDSD COMMAND TO TERMINATE
SDAID FINALLY
```

For an explanation of the I/O error code xx, see the section "Codes in Storage Bytes 0 Through 3" on page 728 .

For an explanation of the error recovery code yy, see the discussion of the sense bytes in the product description for your SDAID output device.

**System Action:** The SDAID program remains in the stopped state.

**Programmer Response:** None.

**Operator Response:** Follow the instructions, if any, contained in the second or subsequent 4C01A messages. *Do not* try to restart SDAID with STARTSD if SDAID issued the instruction line:

```
4C01A ENTER ENSDSD COMMAND ...
```

---

### 4C02A ENTER COMMAND CONTINUATION

**Explanation:** A minus sign was entered as the last character of the previous line to continue the command.

**System Action:** The system waits for the next line of data from the console.

**Programmer Response:** None.

**Operator Response:** Enter the continuation of the command.

---

### 4C03I NO HELP INFORMATION AVAILABLE

**Explanation:** The system received a request for the display of help information, but no help information of the requested kind exists.

**System Action:** Processing continues.

**Programmer Response:** None.

**Operator Response:** None.

---

### 4C04I SDAID SET-UP IN PROGRESS BY ANOTHER TASK

**Explanation:** You issued an SDAID setup command while another attention task or partition was performing the same setup. Simultaneous SDAID setup tasks are not allowed.

**System Action:** The command is rejected.

**Programmer Response:** None.

**Operator Response:** Retry the SDAID setup after the other task completes its SDAID session.

---

### 4C05I PROCESSING OF 'command' COMMAND [SUCCESSFUL | FAILED]

**Explanation:** The processing of the last entered SDAID command is finished.

**System Action:** Processing continues.

**Programmer Response:** None.

**Operator Response:** If the command failed, correct and reenter it.

---

### 4C06I 'command' COMMAND OUT OF SEQUENCE

**Explanation:** An SDAID command was submitted in the wrong order.

**System Action:** The system rejects the command. Processing continues.

**Programmer Response:** None.

**Operator Response:** Check the command in error, check for proper sequencing, and reenter the required commands in correct sequence. For a description of how to use SDAID, see *z/VSE Diagnosis Tools*.

---

### 4C07I function FOR phase-name FAILED

**Explanation:** The named function failed during processing of the READY command by SDAID. Possible functions and corresponding reasons for the failure are:

Functions	Reason(s) for the Failure
LOADDIR	A request for loading the directory for the named phase failed. The phase cannot be found in the system library.
GETVIS	A request for getting virtual storage in the system GETVIS area for the named phase or for a data area cannot be satisfied. Available virtual storage is insufficient.
FREEVIS	A request to free virtual storage taken from the system GETVIS area and occupied by the named phase (or by data) cannot be satisfied because of an SDAID or a system error.
FREERREAL	A request for freeing processor storage cannot be satisfied because of an SDAID or a system error.

**System Action:** The system rejects the command. Processing continues.

**Programmer Response:** None.

**Operator Response:** One of the following depending on the failing function:

Function	Recommended Response
LOADDIR	Ensure that all SDAID phases are on your system. Resubmit the trace request.
GETVIS	Increase the system GETVIS space on next system start-up. Resubmit the trace request.
FREEVIS	Contact IBM for a search of IBM's known-problems data base.
FREERREAL	Contact IBM for a search of IBM's known-problems data base.

---

---

**4C08D**      **SPECIFY *prompting-keyword* [+]**

**Explanation:** The SDAID program requests control information.

**System Action:** The system waits for an operator response.

**Programmer Response:** None.

**Operator Response:** Enter control information as required or, if a default value is available and acceptable, press END/ENTER. A plus sign (+) at the end of the message indicates that help information is available and will be displayed by the system if you enter a question mark (?) or HELP.

---

**4C09I**      **THE SPECIFIED TAPE/PRINTER IS IN USE BY ANOTHER PARTITION**

**Explanation:** Another attention task or partition is using the tape/printer unit you requested.

**System Action:** The command is rejected.

**Programmer Response:** None.

**Operator Response:** You can find the partition to which the tape/printer unit is currently assigned by issuing the LISTIO command, and also determine which units are free. If the SDAID commands are being entered from the console, issue another OUTDEV command to select another tape/printer unit. Otherwise, correct the SYSIN file contents and resubmit the SDAID setup job.

---

**4C10I**      **SPECIFIED ADDRESS *cuu* IS INVALID FOR *devicetype***

**Explanation:** The indicated address does not belong to a device of the named type. Possible reasons are:

- The device has not been defined (by an ADD command) during system start-up.
- The specified tape device was invalidated by a DVCDN command.

**System Action:** The system rejects the OUTDEV command. Processing continues.

**Programmer Response:** None.

**Operator Response:** Find a tape address that is free for use by SDAID. For console-entered commands, reissue a correct OUTDEV command. Otherwise, correct and resubmit the SDAID setup job.

---

**4C11I**      **THE OUTDEV TAPE IS FILE PROTECTED**

**Explanation:** The tape or the cartridge mounted as an SDAID output device is write-protected. There is no file protect ring on the tape, or the write-inhibit switch for the cartridge is in the "ON" position.

**System Action:** The command is rejected. Processing continues.

**Programmer Response:** None.

**Operator Response:** Unload the tape unit and remove the tape or cartridge. Perform one of the following:

- Remove write protection from the original tape or cartridge and remount, or
- Replace the tape or cartridge with another one that is not write-protected.

For console-entered commands, reissue a correct OUTDEV command. Otherwise, correct and resubmit the SDAID setup job.

---

**4C12I**      **BUFFER SIZE IS GREATER THAN 32K BYTES**

**Explanation:** The SDAID trace information is to be written onto tape, but the blocking buffer is greater than 32KB.

**System Action:** The system cancels the OUTDEV command. Processing continues.

**Programmer Response:** None.

**Operator Response:** Reenter the command with a buffer size of 3K to 32K. Your specification must be an integer number of kilobytes.

---

**4C13I**      **NO GETVIS SPACE AVAILABLE**

**Explanation:** SDAID issued an ASSGN macro to assign a logical unit number to the specified output device. The ASSGN macro failed with a GETVIS error.

**System Action:** The OUTDEV statement is rejected.

**Programmer Response:** None.

**Operator Response:** If SDAID is initialized in the attention routine, then increase the system GETVIS space. If a procedure is used to initialize SDAID, then invoke the procedure in a partition with more GETVIS storage.

---

**4C14I**      **THE BUFFER SIZE HAS BEEN REDUCED**

**Explanation:** The SDAID storage area defined during IPL is too small to allocate the specified wrap-around buffer (non VM mode) or not enough system GETVIS storage is available to allocate the specified wrap-around buffer (VM mode).

**System Action:** SDAID accepts the READY statement. The SDAID program has reduced the trace buffer to a size of 3K.

**Programmer Response:** You may use the SDSIZE parameter of the IPL SYS command to specify a larger SDAID trace area.

**Operator Response:** None

---

**4C15I**      **NO FREE PROGRAMMER LOGICAL UNIT IS AVAILABLE**

**Explanation:** A system-generated ASSIGN statement failed because no programmer logical unit is available.

**System Action:** The command is rejected.

**Programmer Response:** None.

**Operator Response:** You can free a programmer logical unit by issuing the ASSGN,UA command, or try setting up SDAID from a partition with free programmer logical units.

---

**4C16I**      **BUFFER OVERFLOW TRACE SPECIFIED BUT NO PRINTER OR TAPE AS OUTDEV**

**Explanation:** Buffer-overflow trace was specified but no printer or tape is specified as output device.

**System Action:** The specified trace is ignored. Processing continues.

**Programmer Response:** None.

**Operator Response:** None.

---

**4C17I**      **BUFFER SPECIFIED AS OUTPUT BUT NO PRINTER OR TAPE**

**Explanation:** The keyword BUFFER was specified as output, but no printer or tape was specified as SDAID output device.

**System Action:** The buffer output request is ignored. Processing continues.

**Programmer Response:** None.

**Operator Response:** None.

---

**4C18A**      **END OF SDAID TRACE TAPE**

**Explanation:** An end-of-tape condition occurred on the SDAID trace tape. The message occurs only on VSE systems running under VM.

**System Action:** The SDAID program unloads the trace tape and waits for an external interruption.

**Programmer Response:** None.

**Operator Response:** Mount a new tape, ready it and enter the CP command EXTERNAL (to simulate an external interruption). Tracing will continue.

If you enter the CP command EXTERNAL, but the output device is not ready, SDAID will no longer collect trace data. Normal VSE processing continues. Enter the STOPSD and ENDSO commands to finally terminate SDAID.

---

**4C19A**      **INTERVENTION IS REQUIRED ON THE SDAID PRINTER | TAPE**

**Explanation:** The SDAID output device (printer or tape) requires operator attention. The message occurs only on VSE systems running under VM.

**System Action:** The SDAID program moves an error code to low core location zero and enters a soft wait state.

**Programmer Response:** None.

**Operator Response:** Ready the SDAID output device and enter the CP command EXTERNAL (to simulate an external interruption). Tracing will continue.

If you enter the CP command EXTERNAL, but the output device is not ready, SDAID will no longer collect trace data. Normal VSE processing continues. Enter the STOPSD and ENDSO commands to finally terminate SDAID.

---

**4C20I**      **I/O ERROR ON THE SDAID PRINTER | TAPE**

**Explanation:** An irrecoverable I/O error occurred on the SDAID printer or tape device. The message occurs only on VSE systems running under VM.

**System Action:** The SDAID program terminates abnormally. The VSE system continues processing without collecting trace data.

**Programmer Response:** None.

**Operator Response:** Enter the STOPSD and ENDSO commands to finally terminate SDAID.

---

**4C21I**      **PARTITION DUMP NOT ALLOWED FOR AREA=ALL OR AREA=SUP**

**Explanation:** The option OUTPUT=(DUMP PARTITION) is not valid for TRACE statements with AREA=ALL or AREA=SUP.

**System Action:** The TRACE statement is rejected.

**Programmer Response:** None.

**Operator Response:** Re-issue a corrected TRACE statement.

---

**4C22I**      **MONITORCALL CLASS xx IS IGNORED**

**Explanation:** The monitor call class xx cannot be specified in a MONITORCALL trace.

**System Action:** SDAID initialization continues.

**Programmer Response:** None.

**Operator Response:** None.

---

**4C23I**      **PARTITION xx IS NOT SUPPORTED**

**Explanation:** The partition xx is not supported by the supervisor in control.

**System Action:** The partition specification is rejected.

**Programmer Response:** None.

**Operator Response:** Refer to the operator response in the following 4C05I or 4C08D message.

---

**4C24I**      **THE OFFSET PARAMETER IS INVALID FOR AREA | STAREA=ALL**

**Explanation:** The OFFSET parameter should only be used to specify relative addresses within a partition or within a phase. Do not use the OFFSET parameter if AREA=ALL or STAREA=ALL has been specified.

**System Action:** The TRACE statement is canceled.

**Programmer Response:** None.

**Operator Response:** Use the ADDRESS parameter to specify the tracing range.

---

**4C25I**      **LEFT OFFSET VALUE IS OUTSIDE OF THE SUPERVISOR**

**Explanation:** The trace interval has been specified incorrectly. The lower value xxxxxx in the specification OFFSET=xxxxx:yyyyyy is greater than the end address of the supervisor.

**System Action:** The TRACE statement is rejected.

**Programmer Response:** None.

**Operator Response:** If you need to trace an address range outside the supervisor, use the specification ADDRESS=xxxxx:yyyyyy.

---

**4C26I**      **THE SDAID AREA IS TOO SMALL**

**Explanation:** The SDAID execution phases cannot be loaded due to the following possible reasons:

- The SDAID area is too small or not available (non-VM mode), or
- The SDAID area is being used by another product (non-VM mode), or
- The system GETVIS area is too small (VM mode).

**System Action:** The READY statement is rejected.

**Programmer Response:** Use the SDSIZE parameter of the IPL SYS command to specify a larger SDAID trace area (non VM mode).

**Operator Response:** Enter ENDSO to terminate SDAID. You may try another SDAID session with less TRACE statements.

---

**4C27I**      **THE OUTDEV TAPE IS NOT ON LOAD POINT**

**Explanation:** The tape on the drive specified in the OUTDEV command is not on its load point. This message is for information only! It is no error message.

**System Action:** SDAID accepts the OUTDEV command.

**Programmer Response:** None if SDAID may write its output onto the mounted tape into a second or a subsequent file on the tape. To have SDAID write its output into the first file, submit an MTC REW statement before you start event tracing by issuing the STARTSD command.

**Operator Response:** The same as recommended above for the programmer, except that you should use an MTC command instead of an MTC statement.

---



---

**4C28I INTERACTIVE TRACE IS ACTIVE FOR PARTITION partition-id**

**Explanation:** The interactive trace program is active in the denoted user partition. You entered a STARTSD statement for an SDAID session which contains an instruction trace, a branch trace or a storage alteration trace. These trace types cannot run concurrently with the interactive trace program.

**System Action:** The STARTSD statement is rejected.

**Programmer Response:** None.

**Operator Response:** Re-issue the STARTSD command after the traced user program has terminated, or terminate the SDAID session via an ENDSO statement.

---

**4C29I LOCK MACRO FAILED. RC=X'xxxxxxxx'**

**Explanation:** The LOCK macro (used to synchronize the SDAID program with the Interactive Trace program) failed. RC=X'xxxxxxxx' shows the return code of the LOCK macro in hexadecimal representation.

**System Action:** The STARTSD command is rejected.

**Programmer Response:** Check the IBM known-problems data base.

**Operator Response:** None.

---

**4C30I AREA PARAMETER WITH PH= IS PREREQUISITE FOR DUMP WITH PH**

**Explanation:** The storage area containing a specific phase is to be dumped on the occurrence of a program event; however, the AREA definition does not include the PHase keyword.

**System Action:** The TRACE command is canceled. Processing continues.

**Programmer Response:** None.

**Operator Response:** Reenter the TRACE command with the PHase keyword included in the AREA definition.

---

**4C31I LAST TRACE COMMAND NOT ENQUEUED**

**Explanation:** For explanation see the message which immediately follows, either 4C32I or 4C33I.

**System Action:** Processing continues.

**Programmer Response:** None.

**Operator Response:** None.

---

**4C32I MAXIMUM NUMBER OF TRACE COMMANDS EXCEEDED**

**Explanation:** Self-explanatory.

**System Action:** The TRACE command entered last is canceled. Processing continues.

**Programmer Response:** None.

**Operator Response:** Continue by entering the OUTDEV command to have SDAID execute the trace functions requested up to this point. Set up a different trace session with the remaining trace functions after the current SDAID execution has finished.

---

**4C33I MAXIMUM NUMBER OF DUMP OUTPUT EXCEEDED**

**Explanation:** The TRACE command entered last includes more than ten dump requests.

**System Action:** The TRACE command is canceled.

**Programmer Response:** None.

**Operator Response:** Reenter the TRACE command and ensure the number of your dump requests does not exceed ten.

---

**4C34I LEFT ITEM IN PAIR IS GREATER THAN THE RIGHT ITEM**

**Explanation:** In a pair of addresses, the left one must always be lower than or equal to the address specified to the right of the colon.

**System Action:** SDAID rejects the address pair specification.

**Programmer Response:** None.

**Operator Response:** Refer to the operator response in the following 4C05I or 4C08D message.

---

**4C35I ADDRESS SHOULD BE USED FOR THE STORAGE ALTER TRACE WITHIN A DATA SPACE**

**Explanation:** One of the parameters OFFSET, PHASE, or LTA has been used to define a storage interval within a data space. The parameter ADDRESS should be used to define the storage range.

**System Action:** The statement in error is rejected.

**Programmer Response:** None.

**Operator Response:** Re-issue the command with an address parameter.

---

**4C36I SDAID SETS OFF THE PSEUDO PAGE FAULT PORTION**

**Explanation:** SDAID is initialized on a system running as a virtual machine under VM/SP, and SDAID turns off the pseudo page-fault handling support for operation as a virtual machine. VM/SP handles the page faults, but the virtual VSE system receives no explicit indication of this handling.

**System Action:** The system continues processing.

**Programmer Response:** None.

**Operator Response:** None.

**Note:** Do not turn on the pseudo page fault handling while SDAID is running.

---

**4C37I SDAID SETS ON THE PSEUDO PAGE FAULT PORTION**

**Explanation:** While active, SDAID has set off the pseudo page-fault support of the VM/370 linkage function. Upon terminating of SDAID, SDAID reactivates the pseudo page-fault support.

**System Action:** The system continues processing.

**Programmer Response:** None.

**Operator Response:** None.

---

**4C38I BUFFER SPECIFIED AS OUTPUT BUT NO BUFFER ALLOCATED**

**Explanation:** The READY command was entered. In one or more TRACE commands, the output definition includes the keyword BUffer. However, the OUTDEV command does not include a BUffer specification.

**System Action:** SDAID ignores the BUffer specification in the output definition.

**Programmer Response:** None.

**Operator Response:** None.

---

**4C39I SPECIFIED OFFSET IS GREATER THAN PHASE LENGTH**

**Explanation:** The left offset (reladdr1) specifying the starting address of the trace item is greater than the specified SVA phase length. When you specify OFFSET=reladdr1:reladdr2, reladdr1 must be less than the phase length.

---

**System Action:** SDAID rejects the reladdr1 value.

**Programmer Response:** None.

**Operator Response:** Refer to the following message's description.

**4C40I** *command text*

**Explanation:** This message contains the text of the SDAID, OUTDEV, TRACE, READY, or ENDS command compiled according to your specifications. The command is displayed on SYSLOG with the message number 4C40I.

**System Action:** SDAID passes the command to the command processor, processes the command, and displays any responses on the console.

**Programmer Response:** None.

**Operator Response:** None.

**4C41I** **ENTER YOUR SDAID COMMAND**

**Explanation:** The SDAID program is ready to accept an SDAID command.

**System Action:** The system waits for input.

**Programmer Response:** None.

**Operator Response:** Enter one of the following commands:

**OUTDEV** Defines the SDAID output device.

**TRACE** Specifies the required traces.

**READY (EOB)** Completes the SDAID setup.

**ENDSD|CANCEL** Ends the SDAID setup and frees SDAID resources.

**4C42I** **SDAID ALREADY INITIATED. SET-UP TERMINATED**

**Explanation:** SDAID attempted setup while an SDAID session was already in process. A previous READY command was successfully processed.

**System Action:** The new SDAID setup attempt is ended.

**Programmer Response:** None.

**Operator Response:** Resubmit the new SDAID setup task after the current task's ENDS command has been entered from the console.

**4C43I** **ENTER YOUR SDAID COMMAND AGAIN**

**Explanation:** SDAID did not accept a previous TRACE or OUTDEV command because of a previous error. SDAID is now ready to re-accept another command.

**System Action:** SDAID waits for input.

**Programmer Response:** None.

**Operator Response:** Enter one of the following commands:

**OUTDEV**

Defines the SDAID output device.

**TRACE** Specifies the required traces.

**READY (EOB)**

Completes the SDAID setup.

**ENDSD|CANCEL**

Ends the SDAID setup and frees SDAID resources.

**4C44I** **ENTER ATTENTION COMMAND 'STARTSD' TO ACTIVATE SDAID**

**Explanation:** The SDAID setup program completed successfully, and now requires the attention command STARTSD to begin execution.

**System Action:** SDAID waits for you to enter STARTSD.

**Programmer Response:** None.

**Operator Response:** Enter STARTSD to start SDAID execution.

**4C45I** **TRACE COMMAND IS MISSING**

**Explanation:** The SDAID setup job must contain at least one correct TRACE command.

**System Action:** The SDAID setup is terminated.

**Programmer Response:** Correct the SDAID setup job.

**Operator Response:** Advise the programmer of the error, then rerun the corrected job.

**4C46I** **SDAID ALREADY IN USE. SET-UP TERMINATED**

**Explanation:** An SDAID setup command was issued after a valid STARTSD command was executed for an existing SDAID job.

**System Action:** The attempted SDAID setup is terminated.

**Programmer Response:** None.

**Operator Response:** Resubmit the new SDAID setup task after the current task's ENDS command has been entered from the console.

**4C47I** **ERROR DETECTED. SDAID SET-UP FAILED**

**Explanation:** An incorrigible error occurred during SDAID setup. The actual error was described by a prior message.

**System Action:** The SDAID setup is terminated.

**Programmer Response:** Correct the SDAID statement error.

**Operator Response:** Advise the programmer of the error, and rerun the corrected SDAID job.

**4C48I** **TRACE PROGRAM 'x' IS ACTIVE**

**Explanation:** A trace program or performance measurement program is active. This program uses the Program Event Recording (PER) function. It has identified itself in the System Communications region by the character 'x'. As long as this program is active, it is not possible to start the SDAID program with a branch trace, an instruction trace or a storage alteration trace.

**System Action:** The STARTSD command is rejected.

**Programmer Response:** None

**Operator Response:** None.

**4C49I** **MULTIPROCESSING IS ACTIVE**

**Explanation:** The system is running with multiple CPUs active. SDAID can only run in a single CPU environment.

**System Action:** The attempted SDAID start is terminated.

**Programmer Response:** None.

**Operator Response:** Stop all but one CPUs when starting SDAID.

---

**4C50I      PHYSICAL PRINTER *cuu* IS ALSO A  
POWER SPOOLED PRINTER IN  
PARTITION *xx***

**Explanation:** Physical Printer address *cuu* is also defined as a power spooled printer in the power startup procedure for partition *xx*.

**System Action:** SDAID continues.

**Programmer Response:** None.

**Operator Response:** None.

---

**4C51I      SDAID COMMAND IS TOO LONG**

**Explanation:** Too many continuation lines were entered for the last SDAID command. The command cannot be processed by SDAID.

**System Action:** SDAID rejects the command.

**Programmer Response:** None.

**Operator Response:** For a console-entered command, reenter a corrected command. For a command from a SYSIN file, correct the command statement and resubmit the setup job. If there is no error but the command is simply too long, you must use the direct mode of SDAID.

---

**4C52I      INCORRECT DEVICE ADDRESS  
SPECIFIED FOR PRINTER | TAPE**

**Explanation:** The device address specified on either PRINTER=*cuu* or TAPE=*cuu* is incorrect.

**System Action:** The SDAID setup is terminated.

**Programmer Response:** None.

**Operator Response:** Call the procedure with a corrected PRINTER= or TAPE= value.

---

**4C53I      BOTH TAPE AND PRINTER SPECIFIED.  
TAPE IS USED.**

**Explanation:** Both a printer and tape were specified, and only one is permitted.

**System Action:** SDAID selects the tape specification, and ignores the printer.

**Programmer Response:** None.

**Operator Response:** None is required if you accept the tape specification; otherwise, recall the procedure again by respecifying the printer.

---

**4C54I      INCORRECT VALUE SPECIFIED FOR  
BUFFER. 10 IS ASSUMED.**

**Explanation:** The buffer size must be a one- or two-digit number between 3 and 99 except for tape, which should be between 3 and 32.

**System Action:** SDAID assumes a value of 10 and continues processing.

**Programmer Response:** None.

**Operator Response:** None is required if you accept the default of 10; otherwise, recall the procedure again by respecifying the buffer value.

---

**4C55I      TRACE AREA SPECIFICATION IS  
MISSING. AREA=ALL IS ASSUMED**

**Explanation:** If you specified BUFFOUT=PGMC | CANCEL or TERM=PGMC | CANCEL, you must also specify AREA= or JOBNAME= to specify where the program check or cancel condition is to be monitored.

**System Action:** SDAID assumes AREA=ALL and continues processing.

**Programmer Response:** None.

---

**Operator Response:** None is required if you accept the default; otherwise, recall the procedure again by respecifying BUFFOUT= or TERM=.

---

**4C56I      INVALID DEFAULT SPECIFICATION**

**Explanation:** The cataloged SDAID setup procedure is in error. A default value has been specified incorrectly. The right parenthesis enclosing the default value is missing.

**System Action:** SDAID rejects the command and ends the setup job.

**Programmer Response:** Correct the SDAID setup procedure.

**Operator Response:** Tell the programmer about the error, and rerun the corrected setup procedure.

---

**4C57I      INVALID OR INCOMPLETE SDAID  
COMMAND**

**Explanation:** One of the following occurred:

1. An SDAID command was followed by TRACE, OUTDEV, READY, CANCEL, or ENDS.
2. A TRACE or an OUTDEV command without parameters has been entered.

**System Action:** SDAID rejects the incorrect command.

**Programmer Response:** None.

**Operator Response:** For console-entered commands, enter a corrected statement; otherwise, correct the SYSIN file statement and resubmit the SDAID job.

---

**4C58I      SPECIFIED ADDRESS *cuu* IS A  
NON-SUPPORTED VIRTUAL TAPE**

**Explanation:** The specified Tape *cuu* is a virtual tape. Virtual tapes are not supported by SDAID.

**System Action:** The SDAID setup is terminated.

**Programmer Response:** Correct the SDAID setup job.

**Operator Response:** Advise the programmer of the error, then rerun the corrected job.

---

**4C59I      GETVIS REQUEST FOR BUFFER SPACE  
FAILED.**

**Explanation:** There is not enough System GETVIS to allocate a Buffer of at least 4K bytes.

**System Action:** The SDAID setup is terminated.

**Programmer Response:** None.

**Operator Response:** Try again when enough System GETVIS is available.

---

**4C60I      BUFFOUT SPECIFICATION MISSING FOR  
WRAP-AROUND BUFFER**

**Explanation:** No BUFFOUT=CANCEL | PGMC | FULL | EXT statement was defined.

**System Action:** SDAID setup continues, and collects the data in an internal SDAID buffer.

**Programmer Response:** None.

**Operator Response:** None is needed if you want trace data collected in a wrap-around buffer only. The data can be written to tape later using the attention DUMP command.

---

**4C61I      NO PRINTER AND NO TAPE DEVICE IS  
SPECIFIED**

**Explanation:** The OUTDEV statement specified no output device to SDAID for trace data.

**System Action:** The OUTDEV statement is accepted, and trace data will be held in an internal buffer only.

**Programmer Response:** None.

---

**Operator Response:** None is needed if you want trace data collected in a wrap-around buffer only. The data can be written to tape later using the attention DUMP command.

---

**4C62I      BUFFER SIZE HAS BEEN ROUNDED TO *nn* BYTES.**

**Explanation:** The requested Buffersize is always rounded to a multiple of 4k bytes.

**System Action:** System continues processing.

**Programmer Response:** None.

---

## 4Dxx=PARSER Messages

---

**4D02I      *name* IS AN INVALID COMMAND NAME.  
EC=*code***

**Explanation:** The specified command is invalid for the reason indicated by the error code (EC=*code*) in the message. This code may be:

**CDNF**    Unknown command.

**ENVI**    The command is used in an environment for which it is not defined.

**IDER**    The environment ID set by the component is not allowed.

**NCDT**    The command has no command table; it may have been deleted from the system library.

**VIN V**    The command is either longer than 12 characters or it does not begin with an alphabetic character.

**System Action:** The system rejects the command.

**Programmer Response:** None.

**Operator Response:** Correct and reenter the command.

---

**4D03I      COMMAND CANCELED DUE TO USER REQUEST**

**Explanation:** The user has canceled a command by entering two question marks in immediate succession.

**System Action:** The system cancels the command as requested and continues processing.

**Programmer Response:** None.

**Operator Response:** None.

---

**4D04I      QUESTION MARK IS INVALID IN PERMUTATION MODE**

**Explanation:** The message may be caused, for example, by an unwanted or misplaced question mark.

**System Action:** The system rejects the command.

**Programmer Response:** None.

**Operator Response:** Correct and reenter the command.

---

**4D05I      MISSING QUOTE IN INPUT STRING**

**Explanation:** This may be caused by an unwanted and/or misplaced quotation mark or by truncation of the input line if the input area is too short.

**System Action:** The system rejects the command.

**Programmer Response:** None.

**Operator Response:** Correct and reenter the command.

---

**4D06I      THE COMMAND ENTERED BEGINS WITH A COMMA**

**Explanation:** The message may be caused by truncation of the input line if the input area is too short.

**System Action:** The system rejects the command.

**Programmer Response:** None.

**Operator Response:** Correct and reenter the command.

---

**Operator Response:** None.

---

**4C63I      THE PARAMETERS SCOPE AND VOLID ARE MUTUALLY EXCLUSIVE**

**Explanation:** In an SDAID TRACE LOCK command the parameters **SCOPE=** and **Volid=** are mutually exclusive. Only one can be specified.

**System Action:** The system rejects the command.

**Programmer Response:** None.

**Operator Response:** Enter the corrected command again.

---

**4D07I      COMMAND LINE ENDS WITH A COMMA AND MORE INPUT IS EXPECTED**

**Explanation:** The message may be caused by truncation of the input line if the input area is too short or, if line continuation is allowed, a missing command-continuation sign.

**System Action:** The system rejects the command.

**Programmer Response:** None.

**Operator Response:** Correct and reenter the command.

---

**4D08I      COMMAND ENDS WITH A COMMA PRECEDING A SEMICOLON**

**Explanation:** The command contains an excessive comma.

**System Action:** The system rejects the command.

**Programmer Response:** None.

**Operator Response:** Correct and reenter the command.

---

**4D09I      TWO COMMAS IN SUCCESSION**

**Explanation:** The message may be caused by an error while trying to correct input prior to hitting ENTER (for example by deleting an operand but not the delimiting comma). It may be caused by truncation of the input line if the input area is too short.

**System Action:** The system rejects the command.

**Programmer Response:** None.

**Operator Response:** Correct and reenter the command.

---

**4D10I      PARSER INTERNAL ERROR. EC=*code***

**Explanation:** One of the following, as explained by the displayed error code (EC=*code*). The system issues the code as an aid for problem determination by IBM personnel. Possible codes and their meanings are:

**ATCE**    Command table error. The check-exit routing specifications are invalid.

**ATRC**    System error. The return code from the check exit routine is not in the allowed range from 0 to 12.

**CKAL**    Interface violation. A check exit was defined without defining the address of the exit routine address list in the CPCB.

**CPAT**    Command table error. The CEP routing specifications are invalid.

**CRCI**    Command table error. The CEP attribute contains an invalid routing code.

**CTER**    Command table error. The first structure entry in the command table is not one of the following: PLIST, KLIST, or TERM.

**CVTL**    Command table error while trying to retrieve a CEP phase name. The length field contains a negative value.

**DFDE**    Command table error. A default SIF has the wrong length.

---



DFNS	System error. There is no default SIF for this node type.
IATR	Command table error. The attribute specification for the current parameter is invalid or not defined.
INCO	Inconsistent or incomplete control setup as a result of a sequence error (the system enters prompt mode following the command rejection).
KACT	Command table error. A lower-level node is missing.
KLEL	Command table error. No lower level is defined after a KLIST node.
KOCT	Command table error. No lower level is defined after a KOR node. There are no alternatives.
KRCI	Command table error. The CHECK attribute contains an invalid routing code.
KRCT	Command table error. A lower-level node is missing.
KVTL	Command table error. While trying to retrieve a check-exit phase name, the system finds that the value table contains a negative value.
KWCT	Command table error. A lower-level node is missing.
PLEL	Command table error. No lower level was defined after a PLIST node.
POCT	Command table error. No lower level was defined after a POR node.
PRMT	Interface error. The address of an I/O-interface routine is not contained in the CPCB (prompting is not possible).
PRWO	Command table error. There is insufficient space to hold the SIF. The maximum-range value is either too large or zero.
RAWO	Same as PRWO.
SE01	System error. The system encountered an invalid node type.
SE02	Command table error. A node type never generates an SIF.
SE03	SIT area overflow.
SE04	Value table overflow.
STOV	Stack overflow. This may be caused by one of the following: <ul style="list-style-type: none"> <li>• The nesting level of the command table exceeds the available stack space.</li> <li>• A command table loop.</li> <li>• A system loop.</li> </ul>

**System Action:** The system rejects the command.

**Programmer Response:** Contact IBM for a search of IBM's known-problems data base. For error information to be collected and held available, refer to *z/VSE Guide for Solving Problems*.

**Operator Response:** None.

---

#### 4D12I COLON IS MISSING. xxxxxxxxx

**Explanation:** A colon is missing in a pair definition. An example of a correct specification is ADDRESS = 40000:41030. xxxxxxxxx shows the part of the input command line where the system expected a pair definition.

**System Action:** The system rejects the command.

**Programmer Response:** None.

**Operator Response:** Correct and reenter the command.

---

#### 4D13I PAIR OPERAND IS INCOMPLETE

**Explanation:** The pair definition is not complete. An example of a correct specification is ADDRESS = 40000:41030.

**System Action:** The system rejects the command.

**Programmer Response:** None.

**Operator Response:** Correct and reenter the command.

---

#### 4D14I ERROR IN A PAIR DEFINITION

**Explanation:** The pair definition is incorrect. This may be because

1. one of the elements is not on the same input line as the other. This may be caused by truncation of the input line if the input area is too short, for example.
2. the colon(:) or the second pair element is missing.

Pair definitions are not to be separated.

**System Action:** The system rejects the command.

**Programmer Response:** None.

**Operator Response:** Correct and reenter the command.

---

#### 4D15I MANDATORY OPERAND MISSING OR MISSPELLED

**Explanation:** A keyword operand is either misspelled or missing. This may be caused by truncation of the input line if the input area is too short.

**System Action:** The system rejects the command.

**Programmer Response:** None.

**Operator Response:** Correct and reenter the command.

---

#### 4D16I EQUAL SIGN MISSING AFTER *character-string*

**Explanation:** No equal sign was found after this string. This may be caused by truncation of the input line if the input area is too short.

**System Action:** The system rejects the command.

**Programmer Response:** None.

**Operator Response:** Correct and reenter the command.

---

#### 4D17I COMMAND END FOUND BEFORE MANDATORY OPERAND

**Explanation:** A positional operand is misspelled or missing. This may be caused by truncation of the input line if the input area is too short.

**System Action:** The system rejects the command.

**Programmer Response:** None.

**Operator Response:** Correct and reenter the command.

---

#### 4D18I *keyword* KEYWORD NOT FOLLOWED BY CORRECT PARAMETER

**Explanation:** A positional specification after the indicated keyword is missing. This may be caused by truncation of the input line if the input area is too short.

**System Action:** The system rejects the command.

**Programmer Response:** None.

**Operator Response:** Correct and reenter the command.

---

#### 4D19I *char-string* IS AN UNEXPECTED OPERAND IN INPUT

**Explanation:** The character string displayed in the message (and truncated to eleven characters, if necessary) was found in the input as an operand. This may be caused by one of the following:

- An operand is misspelled.
- An operand list is not enclosed in parentheses.
- More operands were specified than are allowed for the currently processed command.
- The input line has been truncated because the input area is too short.

**System Action:** The system rejects the command.

## 4D20I • 4D25I

**Programmer Response:** None.

**Operator Response:** Correct and reenter the command.

---

### 4D20I *char-string* IS NOT A VALID ALTERNATIVE

**Explanation:** The character string displayed in the message (and truncated to eleven characters, if necessary) was given in response to a message. The cause may be, for example:

- An operand list does not end with a closing parenthesis.
- The input line has been truncated because the input area is too short.

**System Action:** The system rejects the command.

**Programmer Response:** None.

**Operator Response:** Correct and reenter the command.

---

### 4D21I RIGHT PARENTHESIS IS MISSING

**Explanation:** A right parenthesis or a continuation character (-) is missing, or the input line has been truncated if the input area is too short.

**System Action:** The system rejects the command.

**Programmer Response:** None.

**Operator Response:** Correct and reenter the command.

---

### 4D22I *xxxx* MINIMUM REPETITION COUNT NOT REACHED

**Explanation:** The positional operand list contains too few elements, or the input line has been truncated because the input area is too short.

**System Action:** The system rejects the command.

**Programmer Response:** None.

**Operator Response:** Correct and reenter the command.

---

### 4D23I *xxxx* EXCEEDS THE NUMBER OF LIST ELEMENTS ALLOWED

**Explanation:** The positional operand list contains too many elements. *xxxx* in the message is the exceeding item.

**System Action:** The system rejects the command.

**Programmer Response:** None.

**Operator Response:** Correct and reenter the command.

---

### 4D24I THE FOLLOWING PARAMETER IS INVALID: *char-string*

**Explanation:** The character string displayed in the message contains a syntax error. The cause may be, for example:

- A right parenthesis is missing in a feature-number specification for MSHP.
- A syntax error occurred in an MSHP control statement. For the correct syntax of MSHP statements, please refer to *z/VSE System Control Statements* under the section "Rules for Writing MSHP Control Statements".
- None of the defined alternatives matches the input, or the specified value is not within the defined or allowed limits.
- A positional list element is incorrect.
- A wrong positional value was entered.

A syntax error may also be caused by truncation of the input line if the input area is too short.

**System Action:** The system rejects the command.

**Programmer Response:** None.

**Operator Response:** Correct and reenter the command.

---

### 4D25I MORE OPERANDS ENTERED THAN WERE PROMPTED FOR

**Explanation:** Self-explanatory.

**System Action:** The system reissues the prompt message.

**Programmer Response:** None.

**Operator Response:** None.

---

## 4Exx=Tape Error Statistics Messages

---

4E10I      *volume-id. cuu TR = nnn TW = nnn SIO = nnnnn*

**Explanation:** A pre-specified number of either temporary read or temporary write errors has occurred on the tape volume identified by its identifier and the address of its tape drive. In the message:

TR =      The number of temporary read errors  
 TW =      The number of temporary write errors  
 SIO =      The number of Start I/Os issued to the volume  
**System Action:** Processing continues.  
**Programmer Response:** None.  
**Operator Response:** None.

---

## 4Fxx=Hard Copy File Retrieval Messages

---

4F02I      **HARD COPY FILE NOT OPEN**

**Explanation:** Either no JOB statement was supplied after IPL or no hard-copy file exists.

**System Action:** The system dumps only the messages from the last screen image. Processing continues.

**Programmer Response:** Ensure that the hard-copy file is opened (or created) immediately after IPL during next system start-up.

**Operator Response:** None.

---

4F03I      **INVALID EXTENTS IN HCFCB**

**Explanation:** The hard-copy file extent either was incorrectly defined or it was overwritten.

**System Action:** The system dumps only the messages from the last screen image. Processing continues.

**Programmer Response:** If the problem recurs, create a new hard-copy file.

**Operator Response:** None.

---

4F04I      **INVALID CURRENT DISK ADDRESS IN HCFCB**

**Explanation:** The hard-copy file addresses available to the system either are wrong or have been overwritten.

**System Action:** The system dumps only the messages from the last screen image. Processing continues.

**Programmer Response:** If the problem recurs, create a new hard-copy file. Possibly, there is an error in the hard-copy file services routines. If the problem persists, contact IBM for a search of its known-problems data base. For error information to be collected and held available, refer to *z/VSE Guide for Solving Problems*.

**Operator Response:** None.

---

4F05I      **HARD COPY FILE DISK NOT (READY) OPERATIONAL)**

**Explanation:** The disk on which the hard-copy file resides was not mounted or not ready.

**System Action:** The system dumps only the messages from the last screen-image. Processing continues.

**Programmer Response:** For next system start-up, ensure that the disk volume containing the hard copy file is mounted and that the drive for the volume is ready.

**Operator Response:** None.

---

4F06I      **READ ERROR DURING FIRST READ FROM HARD COPY FILE**

**Explanation:** An error was detected during the first read from the hard-copy file.

**System Action:** The system dumps only the messages from the last screen image. Processing continues.

**Programmer Response:** If the error recurs, consider contacting IBM for a search of its known-problem data base. For error information to be collected and held available, see *z/VSE Guide for Solving Problems*.

**Operator Response:** None.

---



---

4F07I      **INTERNAL ERROR DURING POSITIONING OF MSGPTR**

**Explanation:** An error occurred when the system positioned the pointer to the first message that is to be read from the hard-copy file.

**System Action:** The system dumps only the messages from the last screen image. Processing continues.

**Programmer Response:** If the error recurs, consider contacting IBM for a search of its known-problems data base. For error information to be collected and held available, see *z/VSE Guide for Solving Problems*.

**Operator Response:** None.

---

4F08I      **UNDEFINED ERROR**

**Explanation:** An undefined error occurred during a TIO (Test I/O) for the hard-copy file device.

**System Action:** The system dumps only the messages from the last screen image. Processing continues.

**Programmer Response:** If the error recurs, consider contacting IBM for a search of its known-problems data base. For error information to be collected and held available, see *z/VSE Guide for Solving Problems*.

**Operator Response:** None.

---

4F09I      **ERROR DURING WRITE TO HARD COPY FILE**

**Explanation:** An error occurred while the system was writing the last contents of the output buffer into the hard-copy file (OUTPUT of WRITE HCFCB).

**System Action:** The system dumps the messages, but some will be lost; the system adds the current screen image to the end of the dump. Processing continues.

**Programmer Response:** If the error recurs, consider contacting IBM for a search of its known-problems data base. For error information to be collected and held available, see *z/VSE Guide for Solving Problems*.

**Operator Response:** None.

---

4F10I      **DIFFERENT MSG LGTH FOUND - CONSOLE MSG LGTH USED**

**Explanation:** The internally stored message length (in CRTSAV) does not match the message length of the console.

**System Action:** The system dumps the messages using the message length of the console. Processing continues.

**Programmer Response:** None.

**Operator Response:** None.

---

4F11I      **READ ERROR DURING READ FROM HARD COPY FILE**

**Explanation:** An error occurred while the system was reading messages from the hard-copy file.

**System Action:** The system dumps the messages read up to this point and adds the current screen image to the end of the dump. Processing continues.

**Programmer Response:** If the error recurs, consider contacting IBM for a search of its known-problems data base. For error information to be collected and held available, see

---

## 4Gxx=DOSVSDMP, Stand-Alone Dump, IJBXDEBUG, and IJBXSDA Messages

---

### 4G01D SELECT ONE OF THE FOLLOWING FUNCTIONS: *function list*

**Explanation:** This is the first line of a selection menu displayed by DOSVSDMP.

**System Action:** The system waits for an operator response.

**Programmer Response:** None.

**Operator Response:** One of the following:

- Select the desired function by entering the number that corresponds to this function. For information about the selectable functions, refer to *z/VSE Diagnosis Tools*.
- Select R to terminate DOSVSDMP.

---

### 4G02D CREATE THE STAND-ALONE DUMP PROGRAM: *function-list*

**Explanation:** This is the second selection menu displayed by DOSVSDMP if, in message 4G01D, function 1 (Create Stand-Alone Dump Program) was selected and a disk device is specified as the dump device.

**System Action:** The system waits for an operator response.

**Programmer Response:** None.

**Operator Response:** One of the following:

- Select 1 to create the dump program on a disk which will not be used as a SYSRES, or
- Select 2 to create the dump program on a disk which will be used as a SYSRES, or
- Select R to terminate DOSVSDMP.

---

### 4G03I DISK DOES NOT HAVE A VOL1 LABEL

**Explanation:** The disk device selected as the dump program residence has not been initialized correctly.

**System Action:** DOSVSDMP terminates.

**Programmer Response:** None.

**Operator Response:** Use a correctly initialized disk pack as the dump program disk and rerun DOSVSDMP.

---

### 4G04D SPECIFY ADDRESS OF DUMP DEVICE (CUU OR SYSNNN)

**Explanation:** DOSVSDMP prompts you for the device address of the dump tape or the dump disk.

**System Action:** The system waits for an operator response.

**Programmer Response:** None.

**Operator Response:** Enter a physical device address (like 280) or enter a programmer logical unit (like SYS005).

---

### 4G05D SPECIFY ADDRESS OF SDAID TAPE (CUU OR SYSNNN)

**Explanation:** The DOSVSDMP function 'PRINT SDAID TAPE' has been selected. DOSVSDMP prompts you for the address of the tape drive that is to be used.

**System Action:** The system waits for an operator response.

**Programmer Response:** None.

**Operator Response:** Enter a physical device address (like 280) or enter a programmer logical unit (like SYS005).

---

### 4G06I CLEARED STORAGE FOUND, NO DUMP TAKEN

**Explanation:** Either an IPL was performed with action clear on the stand-alone dump program, or the system low core is

overlayed with zeros. No dump data is written to the dump data set.

**System Action:** If IPL was from SYSRES, the system continues processing. Otherwise, the system enters a hard wait state.

**Programmer Response:** None.

**Operator Response:** None, if IPL was from SYSRES.

Otherwise, resume normal system operation by performing IPL with action clear in accordance with your location's procedures.

---

### 4G07I END OF EXTENT ON STAND-ALONE DUMP DISK

**Explanation:** The stand-alone dump data set on disk was full before all requested data was dumped.

**System Action:** If IPL was from SYSRES, the system continues processing. Otherwise, the system enters a hard wait state.

**Programmer Response:** Allocate more disk space for the stand-alone dump data set.

**Operator Response:** None, if IPL was from SYSRES.

Otherwise, resume normal system operation by performing IPL with action clear in accordance with your location's procedures.

---

### 4G08I DUMP DATA FILE NOT FORMATTED

**Explanation:** The stand-alone dump data set does not have the correct format. No dump data is written to the dump data set.

**System Action:** If IPL was from SYSRES, the system continues processing. Otherwise, the system enters a hard wait state.

**Programmer Response:** Use the DOSVSDMP utility to create the stand-alone dump data program and data set.

**Operator Response:** None, if IPL was from SYSRES.

Otherwise, resume normal system operation by performing IPL with action clear in accordance with your location's procedures.

---

### 4G09I DUMP PROGRAM HAS BEEN CREATED

**Explanation:** A DOSVSDMP message indicating that the requested function, creating a stand-alone dump program, is complete.

**System Action:** DOSVSDMP terminates.

**Programmer Response:** None.

**Operator Response:** None.

---

### 4G10I STAND-ALONE DUMP COMPLETE

**Explanation:** The requested stand-alone dump is finished.

**System Action:** If IPL was from SYSRES, the system continues processing. Otherwise, the system enters a hard wait state.

**Programmer Response:** None.

**Operator Response:** None, if IPL was from SYSRES.

Otherwise, resume normal system operation by performing IPL with action clear in accordance with your location's procedures.



---

**4G111      SELECTED OPTION IS INVALID**

**Explanation:** The response to message 4G01D or 4G02D corresponds to none of the selectable options.

**System Action:** DOSVSDMP again issues message 4G01D or 4G02D.

**Programmer Response:** None.

**Operator Response:** See explanation for messages 4G01D and 4G02D.

---

**4G12I      ERROR CREATING DUMP PROGRAM.  
RETRY DOSVSDMP CREATE WITH  
ANOTHER DUMP DEVICE**

**Explanation:** During the creation of a stand-alone dump tape or disk an error occurred. The preceding message will display the reason for the error. The stand-alone dump tape or disk must be built error free to ensure that it will IPL successfully when it is needed to take a dump.

**System Action:** DOSVSDMP terminates without creating the stand-alone dump device.

**Programmer Response:** None.

**Operator Response:** If you are trying to create a stand-alone dump tape, mount a different tape and rerun DOSVSDMP. If you want to create a stand-alone disk, then check your disk labels or select a different dump device. Rerun DOSVSDMP with corrected input.

---

**4G13I      INVALID DEVICE SPECIFICATION**

**Explanation:** The response to the message preceding this one (4G04D or 4G05D) was not a valid device address. For more details, see the description for message 4G04D or 4G05D, whichever applies.

**System Action:** DOSVSDMP terminates.

**Programmer Response:** None.

**Operator Response:** Rerun DOSVSDMP and specify the correct device.

---

**4G14I      SDAID TAPE NOT FROM CURRENT VSE  
SYSTEM**

**Explanation:** The SDAID tape printed via DOSVSDMP has been generated on a VSE system of different development level (different release or version). Message 4G14I is a warning message.

**System Action:** DOSVSDMP prints the SDAID tape.

**Programmer Response:** None.

**Operator Response:** If possible, run DOSVSDMP on the same VSE system where the SDAID tape has been produced.

---

**4G15I      PROGRAMMER LOGICAL UNIT IS NOT  
ASSIGNED**

**Explanation:** The programmer logical unit given in response to the message preceding this one (4G04D or 4G05D) is not assigned to an actual device.

**System Action:** DOSVSDMP terminates.

**Programmer Response:** None.

**Operator Response:** Assign the programmer logical unit correctly and rerun DOSVSDMP.

---

**4G16I      NO FREE PROGRAMMER LOGICAL UNIT  
AVAILABLE**

**Explanation:** A device address in the form cuu was given in response to the message preceding this one (4G04D or 4G05D). A system-generated generic assign request failed because there are no more free programmer logical units.

---

**System Action:** DOSVSDMP terminates.

**Programmer Response:** None.

**Operator Response:** Free a programmer logical unit and rerun DOSVSDMP.

---

**4G17I      PRINTOUT CANCELED BY OPERATOR**

**Explanation:** While DOSVSDMP was processing the printout of a dump, the operator issued a CANCEL command.

**System Action:** DOSVSDMP terminates.

**Programmer Response:** None.

**Operator Response:** None.

---

**4G18I      FORMAT OF SDAID BUFFER IS  
INCORRECT**

**Explanation:** An incorrect data block on the SDAID trace tape was detected. Possible error: A wrong tape has been mounted or an error has occurred in the preceding SDAID trace run.

**System Action:** Processing terminates.

**Programmer Response:** None.

**Operator Response:** If a wrong tape was mounted, mount the correct one and rerun the program. Otherwise rerun the SDAID trace program before processing the tape.

---

**4G19I      SYSLST IS NOT ASSIGNED**

**Explanation:** DOSVSDMP was requested to perform a function other than creating a stand-alone dump program. A valid assignment of SYSLST is required.

**System Action:** DOSVSDMP terminates.

**Programmer Response:** None.

**Operator Response:** Assign SYSLST correctly and rerun DOSVSDMP.

---

**4G20I      SDAID DEBLOCKING ROUTINES  
CANNOT BE LOADED**

**Explanation:** DOSVSDMP has issued a CDLOAD request for one of the SDAID phases IJSDDEB, IJSDPWB, or IJSDCVT. The CDLOAD request failed. Possible reason: Insufficient storage available in the GETVIS area.

**System Action:** DOSVSDMP terminates.

**Programmer Response:** None.

**Operator Response:** Rerun DOSVSDMP with more GETVIS space.

---

**4G21I      PHASE aaaaaaaaa NOT FOUND**

**Explanation:** In the above message aaaaaaaaa may stand for IJSDDEB, IJSDPWB, IJSDCVT, or IJSDNEM. The Info/Analysis exit routine IJBXSDA has issued a load request for one of the above phases. The LOAD request failed. Possible reason: The mentioned phases may have been removed from the system library IJSYSRS.

**System Action:** IJBXSDA terminates.

**Programmer Response:** Make sure that the system library IJSYSRS contains the mentioned SDAID phases.

**Operator Response:** Rerun IJBXSDA after the missing phases have been cataloged.

---

**4G22I      SDAID BUFFER WAS FORMATTED  
SUCCESSFULLY**

**Explanation:** The Info/Analysis exit routine IJBXSDA has formatted the SDAID buffer in the stand-alone dump. The trace entries are contained in a dump library extension member. They may be printed with the option 'PRINT

---

FORMAT' or displayed in interactive mode on the Info/Analysis screen.

**System Action:** IJBXSDA returns control to Info/Analysis.

**Programmer Response:** None.

**Operator Response:** None.

#### 4G23I WRONG TAPE REEL

**Explanation:** The tape made available as input to DOSVSDMP does not contain valid dump data. The only input tapes DOSVSDMP can process are those containing a stand-alone dump or the output of one or more attention-routine DUMP commands or SDAID tapes.

**System Action:** DOSVSDMP terminates.

**Programmer Response:** None.

**Operator Response:** Rerun DOSVSDMP after having mounted the correct tape.

#### 4G24I DUMP FILE DOES NOT CONTAIN DUMP DATA

**Explanation:** The dump tape or disk contains invalid data. The wrong tape or disk may have been specified.

**System Action:** DOSVSDMP terminates.

**Programmer Response:** None.

**Operator Response:** Rerun DOSVSDMP and ensure that the correct tape or disk is specified.

#### 4G25I DEVICE NOT AVAILABLE IN THE SYSTEM

**Explanation:** The specified device is not known to the system.

**System Action:** DOSVSDMP terminates.

**Programmer Response:** If the message is reported to you, ensure that the applicable ASI IPL procedure includes an ADD command for the device.

**Operator Response:** Ensure that you have entered the device address correctly. If this is the case, report the message to your programmer. Otherwise, rerun DOSVSDMP using the correct device.

#### 4G26I WRONG DEVICE SPECIFIED

**Explanation:** The type of the device specified in response to message 4G04D (requested device: tape or disk) or message 4G05D (requested device: tape) is invalid.

**System Action:** DOSVSDMP terminates.

**Programmer Response:** If the message is reported to you, ensure that the applicable ASI IPL procedure includes a correct ADD command for the device.

**Operator Response:** Ensure that you have entered the device address correctly. If this is the case, report the message to your programmer. Otherwise, rerun DOSVSDMP using the correct device.

#### 4G27I DUMP FILE CAPACITY IS *nnnnnn* K BYTES

**Explanation:** This message shows the capacity of the dump data file which has been created on the stand-alone dump disk.

**System Action:** None.

**Programmer Response:** None.

**Operator Response:** Make sure that the capacity is large enough to contain all necessary stand-alone dump data. If not, enlarge the size and rerun DOSVSDMP.

#### 4G28I NO DUMP FILES FOUND

**Explanation:** The tape or the disk dump data set contains no dump files.

**System Action:** DOSVSDMP terminates.

**Programmer Response:** None.

**Operator Response:** Rerun DOSVSDMP and ensure that the correct tape or disk is specified.

#### 4G29I SDAID FILE IS EMPTY

**Explanation:** The tape mounted on the input unit does not contain any SDAID trace entries. Possibly, a wrong tape was mounted.

**System Action:** DOSVSDMP terminates.

**Programmer Response:** None.

**Operator Response:** Rerun DOSVSDMP, if necessary, after having ensured that the correct tape is mounted on the input unit.

#### 4G30D SPECIFY FILE NUMBER

**Explanation:** To print from the tape or disk, DOSVSDMP prompts you for the dump file number.

**System Action:** The system waits for an operator response.

**Programmer Response:** None.

**Operator Response:** One of the following:

- Enter the number of the file that is to be printed: 1 for the first file, 2 for the second, and so on.
- Press END/ENTER to print the first file.

If the file number is not known, use the DOSVSDMP SCAN function to print a list of the files.

#### 4G31I FILE NUMBER SPECIFIED INCORRECTLY

**Explanation:** The file number given in response to message 4G30D either:

- Was invalid (0 or a number of more than four digits), or
- Is higher than the number of the last file.

**System Action:** DOSVSDMP terminates.

**Programmer Response:** None.

**Operator Response:** Rerun DOSVSDMP and specify the file number correctly (see message 4G30D).

#### 4G32I DEVICE ALREADY USED

**Explanation:** A device address in the form cuu was given in response to the message preceding this one (4G04D or 4G05D). A system-generated generic assignment request failed because the device is owned by another partition.

**System Action:** DOSVSDMP terminates.

**Programmer Response:** None.

**Operator Response:** Use a free tape unit and rerun DOSVSDMP.

#### 4G33I PARAMETER ERROR

**Explanation:** The DOSVSDMP parameter specified via 'PARM=' contains an error.

**System Action:** DOSVSDMP terminates.

**Programmer Response:** Correct the parameter and rerun the job.

**Operator Response:** None.

---

**4G34I**            **z/VSE STAND-ALONE DUMP IN  
PROGRESS ON TAPE *cuu* | DISK *cuu***  
**Explanation:** The stand-alone dump program is in operation.  
**System Action:** The system takes a stand-alone dump.  
**Programmer Response:** None.  
**Operator Response:** None.

---

**4G35I**            **PROBLEM ENCOUNTERED DURING SA  
DUMP PROCESSING. REASON CODE *nnnn***  
**Explanation:** This message gives the reason for the stand-alone dump program's termination. The dump has been written correctly to the dump device up to the occurrence of the event. *nnnn* has the following meaning:  
**0001**    I/O Error on SIO / SSCH  
**0002**    Device not operational  
**0004**    Channel Error  
**0008**    Permanent I/O Error  
**0010**    I/O Error during Error Recovery  
**0020**    Unrecoverable Tape Error  
**0040**    Console I/O Error  
**0080**    End of Extent on SA Dump Disk  
**0100**    I/O Error on Tape IPL  
**0400**    Program Check during IPL  
**0800**    Program Check preparing Virtual Storage Dump  
**1000**    Program Check in IJBXDM10 dumping Virtual Storage  
**2000**    Program Check shifting IJBXDM7  
**4000**    Program Check in IJBXDM8 / IJBXDM9

**Note:** Any accumulation of codes is possible. For example, reason code 5000 is a combination of reason codes 4000 and 1000.

**System Action:** The system enters a hard wait state.  
**Programmer Response:** None.  
**Operator Response:** Resume normal system operation by performing IPL with action clear in accordance with your location's procedures.

---

**4G36I**            **END OF VOLUME ON DUMP TAPE *cuu*. MOUNT  
NEW TAPE OR RE-IPL VSE**  
**Explanation:** An End of Volume occurred on the dump tape.  
**System Action:** None.  
**Programmer Response:** None.  
**Operator Response:** Mount and ready a new tape to have stand-alone dump continue processing, or resume normal system operation by performing IPL with action clear in accordance with your location's procedures.

---

**4G37I**            **ERROR ON DUMP TAPE *cuu*. MOUNT  
NEW TAPE OR RE-IPL VSE**  
**Explanation:** An error occurred on the dump tape. The tape actually mounted may contain completed dump data files since the error might have occurred after some files had already been written correctly.  
**System Action:** None.  
**Programmer Response:** None.  
**Operator Response:** Mount and ready a new tape to have stand-alone dump continue processing, or resume normal system operation by performing IPL with action clear in accordance with your location's procedures.

---

**4G38I**            **STAND-ALONE DUMP NOT TAKEN ON  
CURRENT VSE SYSTEM**  
**Explanation:** The stand-alone dump formatted via Infoana was produced on a VSE system of different development level. Message 4G38I is a warning message.  
**System Action:** Infoana formats and prints the SDAID buffer.  
**Programmer Response:** None.  
**Operator Response:** If possible run Infoana on the same VSE system where the stand-alone dump was taken.

---

**4G40I**            **VSE IPL IN PROGRESS**  
**Explanation:** An IPL was performed on the stand-alone dump program from a SYSRES disk. Dumping is complete and IPL of the VSE SYSRES is in progress.  
**System Action:** The system continues processing.  
**Programmer Response:** None.  
**Operator Response:** None.

---

**4G44I**            **PERMANENT ERROR ON DUMP DEVICE**  
**Explanation:** An error has occurred on the dump device. Dumping is terminated, but the dump data set may contain partial data.  
**System Action:** The system enters a hard wait state.  
**Programmer Response:** Correct dump device error.  
**Operator Response:** Resume normal system operation by performing IPL with action clear in accordance with your location's procedures.

---

**4G45I**            **START DUMPING OF PARTITION  
*partition-id***  
**Explanation:** The SA-Dump is starting to dump Partition *partition-id*  
**System Action:** SA-Dump processing continues.  
**Programmer Response:** None.  
**Operator Response:** None.

---

**4G50I**            **PROGRAM CHECK WHILE ACCESSING  
SCSI DISK *cuu***  
**Explanation:** A program check happened in the SCSI device driver while the dump program tried to establish a connection to the SCSI disk *cuu* to retrieve data either from the hard copy file or the page data set.  
**System Action:** The dump program continues processing without reading data from any of the SCSI devices.  
**Programmer Response:** None.  
**Operator Response:** None.

---

**4G51I**            **ERROR CONNECTING TO SCSI DISK *cuu***

## 4G52I

- RETURN CODE = X'*nnnnnnnn*', REASON  
CODE = X'*nnnnnnnnnnnn*'

**Explanation:** An error was detected while the dump program tried to establish a connection to the SCSI disk *cuu* to retrieve data either from the hard copy file or the page data set.

Return code *nnnnnnnn* and reason code *nnnnnnnnnnnn* give detailed information about the error and are documented with message 0S40I.

**System Action:** The dump program continues processing without reading data from the SCSI device *cuu*.

**Programmer Response:** None.

**Operator Response:** None.

---

4G52I            PERMANENT READ ERROR ON SCSI  
                 DISK *cuu*



- RETURN CODE = X'nnnnnnnn', REASON  
CODE = X'mmmmmmmmm'

**Explanation:** An I/O error occurred while the dump program tried to read from the SCSI disk *cuu* to retrieve data either from the hard copy file or the page data set.

Return code *nnnnnnnn* and reason code *mmmmmmmm* give detailed information about the error and are documented with message 0S46I.

**System Action:** The dump program continues processing without reading data from the SCSI device *cuu*.

**Programmer Response:** None.

**Operator Response:** None.

#### 4G70I DUMP TO BE PROCESSED WAS NOT PRODUCED BY VSE

**Explanation:** The Info/Analysis exit routine IJBXSDA was invoked to analyze a dump file which was produced by another operating system.

**System Action:** IJBXSDA terminates.

**Programmer Response:** None.

**Operator Response:** None.

#### 4G71I DUMP DOES NOT CONTAIN AN SDAID BUFFER

**Explanation:** The Info/Analysis exit routine IJBXSDA was invoked to analyze a stand-alone dump which does not contain an SDAID buffer. This is not an error situation. It only informs the operator that SDAID was not working at the time the stand-alone dump was taken.

**System Action:** IJBXSDA terminates.

**Programmer Response:** None.

**Operator Response:** None.

#### 4G72I NO DUMP DATA FOUND FOR SDAID BUFFER

**Explanation:** The Info/Analysis exit routine IJBXSDA was invoked to analyze a stand-alone dump file. The dump data however are incomplete. Data may have been lost when the stand-alone dump was taken or during unloading the dump into the dump library.

**System Action:** IJBXSDA terminates.

**Programmer Response:** None.

**Operator Response:** None.

#### 4G73I WRONG DUMP TYPE. IJBXSDA PROCESSES STAND ALONE DUMPS ONLY

**Explanation:** The Info/Analysis exit routine IJBXSDA was invoked to analyze a dump file which was not produced by the VSE stand-alone dump program. (ABEND dump or operator command dump).

**System Action:** IJBXSDA terminates.

**Programmer Response:** None.

**Operator Response:** None.

#### 4G74I GETVIS FOR SDAID BUFFER FAILED

**Explanation:** The Info/Analysis exit routine IJBXSDA was invoked to analyze a stand-alone dump file. IJBXSDA has requested GETVIS space for the SDAID buffer and to load the SDAID phases IJSDDEB, IJSDPWB, and IJSDCVT.

**System Action:** IJBXSDA terminates.

**Programmer Response:** None.

**Operator Response:** Provide more GETVIS space for Info/Analysis and rerun IJBXSDA.

#### 4G75I FREEVIS FOR SDAID BUFFER FAILED

**Explanation:** The Info/Analysis exit routine IJBXSDA has successfully completed the formatting of the SDAID buffer. However the used GETVIS space is not freed. The SDAID trace records are available to be inspected interactively or by the PRINT FORMAT option of Info/Analysis.

**System Action:** IJBXSDA terminates.

**Programmer Response:** Contact IBM for a search of its known-problem data base.

**Operator Response:** None.

#### 4G76I IJBXSDA CALL ERROR. REASON CODE: x

**Explanation:** The Info/Analysis exit routine IJBXSDA has been called, but the parameters supplied by the calling program are incorrect. This is an internal error of the calling program. The reason code explains the error situation more precisely.

RC=1: Dump does not contain a symptom record.

RC=2: Info/Analysis does not provide a dump access routine.

RC=3: Info/Analysis does not provide a print routine.

RC=4: Info/Analysis does not provide a symptom record access routine.

RC=5: Info/Analysis does not provide a GETVIS/FREEVIS routine.

**System Action:** IJBXSDA terminates.

**Programmer Response:** Contact IBM for a search of its known-problem data base.

**Operator Response:** None.

#### 4G77I INFOANA PRINT ROUTINE FAILED.

RETURN CODE: xxx, REASON CODE: xxx

**Explanation:** The Info/Analysis print routine, called by the Info/Analysis exit routine IJBXSDA, gave a non-zero return code. The most probable error reason is that the dump library is full (return code: 8, reason code: 24). Return code and reason code values can be found in the Info/Analysis section (Prefix-BLN).

**System Action:** IJBXSDA terminates.

**Programmer Response:** None.

**Operator Response:** None.

#### 4G79I INTERNAL ROUTINE IJBSSA ISSUED RETURN CODE='xx'X, REASON CODE='xx'

**Explanation:** The internal routine IJBSSA could not handle the console buffer data. The dump might not be complete or is defective. For example, the dump does not contain the SVA.

#### RETURN CODE

08 End of passed output area reached while filling with outstanding replies. Probably not all outstanding replies could be written. No messages from the console router queue were written yet.

16 Console router queue for messages is empty. Outstanding replies were written into the output area in case there where any.

32 The IJBXSDA (Infoana) service routine has returned a bad return code and cannot continue.

xx This code has only an internal meaning.

**System Action:** IJBXCSMG terminates.

**Programmer Response:** Contact IBM for a search of its known-problem data base using the above information.

**Operator Response:** None.

**4G80I IJBXDEBUG ANALYSIS OUTPUT ALREADY EXISTS FOR THIS DUMP. IJBXDEBUG TERMINATED**

**Explanation:** The LBD entry DBUGHDR already exists. This indicates that the Info/Analysis exit routine IJBXDEBUG has already been run against this dump.

**System Action:** IJBXDEBUG terminates.

**Programmer Response:** None.

**Operator Response:** None.

**4G82I DUMP ANALYSIS ROUTINE "IJBXDEBUG" COMPLETED SUCCESSFULLY**

**Explanation:** The Info/Analysis exit routine IJBXDEBUG has completed successfully. The analysis output is contained in a dump library extension member. It may be printed using the Info/Analysis 'PRINT FORMAT' function.

**System Action:** IJBXDEBUG returns control to Info/Analysis.

**Programmer Response:** None.

**Operator Response:** None.

**4G83I IJBXDEBUG CALL ERROR. REASON CODE: x**

**Explanation:** The Info/Analysis exit routine IJBXDEBUG has been called, but the parameters supplied by the calling program are incorrect. This is an internal error of the calling program (probably Info/Analysis). The reason code explains the error situation more precisely.

RC=1: Dump does not contain a symptom record.

RC=2: Info/Analysis does not provide a dump access routine.

RC=3: Info/Analysis does not provide a symptom record update routine.

RC=4: Info/Analysis does not provide a symptom record access routine.

**System Action:** IJBXDEBUG terminates.

**Programmer Response:** If necessary, contact IBM for support.

**Operator Response:** Report the message to your programmer.

**4G87I NONZERO RETURN CODE FROM INFO/ANALYSIS DUMP ACCESS. RETURN CODE: xx. REASON CODE: xx**

**Explanation:** The dump access routine, called by the Info/Analysis exit routine IJBXDEBUG, gave a non-zero return code.

**System Action:** IJBXDEBUG terminates. Return code and reason code values can be found in Info/Analysis documentation.

**Programmer Response:** Internal error in Info/Analysis or IJBXDEBUG. If necessary, contact IBM for support.

**Operator Response:** Report the message to your programmer.

**4G88I NONZERO RETURN CODE FROM INFO/ANALYSIS SYMPTOM RECORD UPDATE. SECTION: x. RETURN CODE: xxx. REASON CODE: xxx**

**Explanation:** The symptom record update routine, called by the Info/Analysis exit routine IJBXDEBUG, gave a non-zero return code. The most probable error reason is that the dump library is full (return code: 8, reason code: 24). Return code and reason code values can be found in the Info/Analysis section (Prefix-BLN).

**System Action:** IJBXDEBUG terminates.

**Programmer Response:** None.

**Operator Response:** None.

**4G89I IJBXDEBUG INTERNAL SYMPTOM RECORD UPDATE ERROR. INVALID SECTION NUMBER: x**

**Explanation:** The Info/Analysis exit routine IJBXDEBUG attempted to update a symptom record section other than 3,4,5, or 6.

**System Action:** IJBXDEBUG terminates.

**Programmer Response:** Internal error in IJBXDEBUG. If necessary, contact IBM for support.

**Operator Response:** Report the message to your programmer.

**4G90I INTERNAL ERROR IN IJBXDEBUG OR DUMP FILE. MORE THAN 15 LBD'S BUILT**

**Explanation:** The Info/Analysis exit routine IJBXDEBUG attempted to build more than 15 LBD's. An information message in the analysis output may indicate an error in the dump file caused this problem. If not, this is an internal error in IJBXDEBUG.

**System Action:** IJBXDEBUG terminates.

**Programmer Response:** If this is an internal error in IJBXDEBUG, contact IBM for support.

**Operator Response:** Report this message to your programmer.

## 4Hxxx=Printer I/O Messages

**4H01I INVALID ASA CONTROL CHARACTER cc FILENAME=name SYSxxx=cuu**

**Explanation:** The print data contains an invalid ASA control character. The printer DTF requires a valid ASA control character.

**System Action:** The system cancels the job.

**Programmer Response:** Correct the ASA control character, and resubmit the job.

**Operator Response:** None.

**4H02I PRTOV USED BUT NO PRINTOV SPECIFIED FILENAME=name SYSxxx=cuu**

**Explanation:** The program issued a PRTOV macro, but the DTF does not specify PRINTOV.

**System Action:** The system cancels the job.

**Programmer Response:** Change the DTF to specify PRINTOV=YES, and resubmit the job.

**Operator Response:** None.

---

**4H03I**      **RECURSIVE OPEN IGNORED. RC=*nnn***  
**FILENAME=*name* SYS*xxx=ciu***

**Explanation:** An attempt was made to open a printer file, which is still open.

**RC = 001**      The actual printer file is defined by a DTFPR.

**RC = 002**      The actual printer file is defined by a DTFCP or DTFDI.

**System Action:** The OPEN is ignored and processing continues.

**Programmer Response:** Check your program and remove the second OPEN.

**Operator Response:** None.

---

**4H04I**      **PHASE *phasename* INTERNAL ERROR RC=*nn***  
**FILENAME=*name* SYS*xxx=ciu***

**Explanation:** An error occurred in the phase whose name is given in the message for *phasename*. The return code *nn* gives further information about the type of error. The code can be one of the following:

**01**      Your program issued a function request (by an imperative macro) which the printer cannot perform (for example, a GET).

**02**      The selected device is not supported by the currently used file definition (DTF*xx*).

**03**      EXTRACT, a system-internal macro, failed.

**System Action:** The system cancels the job.

**Programmer Response:** Depends on the return code:

**RC=01**      Check your program for an imperative macro with a wrong file name.

**RC=02**      Check your program for an incorrect device specification in the DTF*xx* macro.

**RC=03**      Call IBM and have the following available on demand:

- The output of a dump taken when the job was canceled. You may have to rerun the job with // OPTION DUMP included in the job stream.
- The source listings of the affected program.

**Operator Response:** None.

---

**4H05I**      **INVALID RECORD LENGTH**  
**FILENAME=*name* SYS*xxx=ciu***

**Explanation:** The specified record length caused a negative number of characters to be printed.

**System Action:** The system cancels the job.

**Programmer Response:** For a record format defined as VARUND, correct the record definition word (RDW). For a UNDEF record format, correct the content of the RECSIZE register.

**Operator Response:** None.

---

**4H06I**      **DTF INCORRECT RC=*nn***  
**FILENAME=*filename* SYS*xxx=ciu***

**Explanation:** In an attempt to open a printer or a device-independent output file, the system either:

1. Found that the file has already been opened, or
2. Cannot locate the file control (DTF) block for the file.

The return code (RC=*nn* in the message) is provided primarily for problem determination. The code can be one of the following:

**01**      The printer file's DTF points already to the (symbolic) address IJDPRT.

**02**      The printer file has been opened previously.

**03**      The printer file has been opened previously, and its DTF points already to the (symbolic) address IJDPRT.

**04**      A device-independent file is to be opened, and the file's DTF points already to the (symbolic) address IJDPRT.

**05**      The printer file's DTF points to a DTF extension.

**06**      The printer file's DTF points to a DTF extension and also to the (symbolic) address IJDPRT.

**07**      The printer file has been opened previously, and its DTF points to a DTF extension.

**08**      The printer file has been opened previously; its DTF points to a DTF extension and also to the (symbolic) address IJDPRT.

**09**      A device-independent file is to be opened, and the file's DTF points to a DTF extension.

**10**      A device-independent file is to be opened, and the file's DTF points to a DTF extension and also to the (symbolic) address IJDPRT.

**11**      The DTF-prefix pointer does not point to the beginning of a DTF.

**System Action:** Depends on the type of error:

- For a return code of 01 through 04, processing continues.
- For any other return code, the system cancels the job.

**Programmer Response:** Check your program for possible coding errors and make corrections as required. If the return code is:

- *01 through 0A* - You issued an OPEN for a file that was either already open or which was not properly closed at the end of a previous program run.
- *0B* - You built the file's DTF by copying the DTF built under an earlier program release. If you take this approach, ensure that the *xxMOD* pointer in the DTF points to the DTF's extension.

You may have to rerun the job with // OPTION PARTDUMP in order to obtain a dump for problem determination.

**Operator Response:** Report the message to your programmer.

---

## 4Ixxx=Interactive Trace Program Messages

**4I01I**      **TRACE STARTED FOR PROGRAM *prog***

**Explanation:** The named program has been invoked with a TRACE parameter on the // EXEC statement. The initialization of the trace program has completed successfully.

**System Action:** The system will display the first instruction of the traced program.

**Programmer Response:** None.

**Operator Response:** None.

---

**4I02I**      **TRACE INITIALIZATION FAILED**

**Explanation:** A program has been invoked with a TRACE parameter on the // EXEC statement, but the initialization of

the trace program terminated abnormally. Look for the preceding message. It explains why trace initialization had failed.

**System Action:** The invoked program runs without the interactive trace program.

**Programmer Response:** None

**Operator Response:** None

#### 4103I SDAID IS ACTIVE

**Explanation:** The interactive trace program cannot be started, since an SDAID trace is executing.

**System Action:** The invoked program runs without the interactive trace program.

**Programmer Response:** None

**Operator Response:** Retry tracing after the SDAID session has been stopped.

#### 4104D ALTER COMMAND REJECTED

**Explanation:** An ABEND condition occurred in the traced program. In this state the trace program does not accept ALTER commands.

**System Action:** The system waits for an interactive trace command.

**Programmer Response:** None.

**Operator Response:** Enter a DISPLAY command to analyze the error situation or enter a GO command to resume the termination process.

#### 4105D ADDRESS OUTSIDE PARTITION. TRACE COMMAND REJECTED

**Explanation:** A TRACE definition command for an instruction trace specified a tracing range outside the user partition.

**System Action:** The TRACE command is rejected. The traced partition remains in a wait state.

**Programmer Response:** None.

**Operator Response:** Correct the interactive trace command and issue it again.

#### 4106D MAXIMUM NUMBER OF TRACES EXCEEDED. TRACE COMMAND REJECTED

**Explanation:** Too many TRACE definition commands have been issued. The maximum number of allowed commands was exceeded.

**System Action:** The TRACE command is rejected. The traced partition remains in a wait state.

**Programmer Response:** None.

**Operator Response:** Use the QUERY command and the TRACE END command to free up trace table space.

#### 4107D ALL TRACES ENDED

**Explanation:** A TRACE END command has completed successfully and there is no trace definition left.

**System Action:** The traced partition remains in a wait state.

**Programmer Response:** None.

**Operator Response:** Issue any interactive trace command, for example a GO command to resume program operation.

#### 4108D INVALID NUMBER SPECIFIED. TRACE END COMMAND REJECTED

**Explanation:** A TRACE END command has been issued, but there is no trace active with the specified trace identification (trace number).

**System Action:** The erroneous TRACE END statement is rejected. The trace partition remains in a wait state.

**Programmer Response:** None.

**Operator Response:** Issue a QUERY command to display the list of traces. Then enter a TRACE END command with the correct trace identification.

#### 4109D SPECIFIED TRACE ENDED

**Explanation:** The interactive trace command TRACE END was executed successfully.

**System Action:** The traced partition remains in a wait state.

**Programmer Response:** None.

**Operator Response:** Issue any interactive trace command, for example a GO command to resume program operation.

#### 4110D NO TRACES ACTIVE

**Explanation:** The interactive trace command QUERY was issued, but no trace is active.

**System Action:** The traced partition remains in a wait state.

**Programmer Response:** None.

**Operator Response:** Issue any interactive trace command, for example a GO command to resume program operation.

#### 4111I CDLOAD FOR *phase-name* FAILED. RC=X'xxxxxxxx'

**Explanation:** The mentioned phase (\$IJBTRAC or \$IJBINA) is not contained in the system library IJSYSRS.SYSLIB, or (for real execution of the traced program) the size of the real partition's GETVIS area is too small to load the mentioned phase. RC=X'xxxxxxxx' shows the return code of the CDLOAD macro in hexadecimal representation.

**System Action:** The invoked program runs without the interactive trace program.

**Programmer Response:** Make sure that the phases \$IJBTRAC and \$IJBINA are contained in the system library IJSYSRS.SYSLIB.

**Operator Response:** None.

#### 4112D INVALID ADDRESS. ALTER COMMAND REJECTED

**Explanation:** The ALTER command is rejected due to one of the following reasons:

- The specified interval addresses an area outside the user partition
- The specified interval addresses the mask portion of the stored PSW
- The specified interval crosses a page boundary and the adjacent pages have different status

**System Action:** The ALTER command is rejected. The traced partition remains in a wait state.

**Programmer Response:** None.

**Operator Response:** Correct the interactive trace command and issue it again. If the ALTER command crosses the page boundary then issue two ALTER commands to alter the storage contents on either page.

#### 4113I LOCK MACRO FAILED. RC=X'xxxxxxxx'

**Explanation:** The LOCK macro (used to synchronize the interactive trace program with the SDAID program) failed. RC=X'xxxxxxxx' shows the return code of the LOCK macro in hexadecimal representation.

**System Action:** The invoked program runs without the interactive trace program.

**Programmer Response:** Check the IBM known-problems data base.

**Operator Response:** None.



---

**4I14D ENTER INTERACTIVE TRACE COMMAND**

**Explanation:** This is a response to an incorrect trace command. A previous message line has already described the reason of the error.

**System Action:** The system waits for an interactive trace command.

**Programmer Response:** None.

**Operator Response:** Correct the previous command and enter it again.

---

**4I15I GETVIS ERROR. [RC=X'xxxxxxx']**

**Explanation:** A GETVIS request for partition GETVIS space failed. The error occurred during interactive tracing. The displayed return code (if available) shows the return code of the GETVIS macro in hexadecimal representation.

**System Action:** The interactive trace program has terminated. The invoked user program continues its execution without tracing.

**Programmer Response:** None.

**Operator Response:** Rerun the program in a partition with sufficient GETVIS storage.

---

**4I16I INVALID SYSLST DEVICE TYPE**

**Explanation:** A GO command with OUTPUT=SYSLST has been issued, but the logical unit SYSLST is unassigned or assigned to a tape device or a disk device.

**System Action:** The trace program has not switched into the batch mode. The traced partition remains in a wait state.

**Programmer Response:** None.

**Operator Response:** Continue interactive tracing, or terminate tracing via a TRACE END ALL command followed by a GO command.

---

**4I17I BRANCH ADDRESS IGNORED**

**Explanation:** A GO command with a branch address has been specified, but the traced program was in ABEND processing (4I17I), or the last executed instruction was an SVC instruction (4I17D).

**System Action:** The trace program ignores the branch address.

**Programmer Response:** None.

**Operator Response:** For message 4I17I: None. For message 4I17D (last traced instruction was an SVC instruction), specify the branch address on the next GO command.

---

**4I18I DUMP/TRACE ERROR. REASON=nn**

**Explanation:** An internal error occurred in the dump or the trace routines. Most probable reason: The dump or trace phases in the shared virtual area have been overlaid.

**System Action:** The dump or tracing routines terminate immediately.

**Programmer Response:** Check the IBM problem data base for known problems. Report the message number together with the displayed reason code.

**Operator Response:** None.

---

**4I19D ENTER DISPLAY OR GO COMMAND**

**Explanation:** The interactive trace program is active. The traced program terminated abnormally. A previous termination message has described the cancel condition in detail.

**System Action:** The system waits for an interactive trace command.

**Programmer Response:** None.

---

**Operator Response:** Issue DISPLAY commands to analyze the cause of the program ABEND, or issue a GO command (without branch address) to continue the termination process.

---

**4I20I TRACING TERMINATED**

**Explanation:** The interactive trace program has stopped tracing. The traced program terminated normally or abnormally, or the operator ended tracing explicitly via a TRACE END ALL command.

**System Action:** None.

**Programmer Response:** None.

**Operator Response:** None.

---

**4I21D ENTER CONTINUATION LINE**

**Explanation:** A minus sign was entered as the last character of the previous command line. The interactive trace command may be continued on the new line.

**System Action:** The system waits for the command continuation.

**Programmer Response:** None.

**Operator Response:** Enter the remainder of the interrupted trace command.

---

**4I22I CONFLICTING OPERANDS**

**Explanation:** An invalid combination of operands for the specified command is detected during the parsing phase of the trace command.

**System Action:** The system rejects the command input.

**Programmer Response:** None.

**Operator Response:** Correct and re-issue the trace command.

---

**4I23I DUPLICATE OPERAND**

**Explanation:** The trace parser detects a duplicate operand.

**System Action:** The command is not executed.

**Programmer Response:** None.

**Operator Response:** Retry with correct command specification.

---

**4I25I INVALID COMMAND NAME**

**Explanation:** The command is not supported and could not be interpreted by the TRACE parser.

**System Action:** The syntax check is terminated.

**Programmer Response:** None.

**Operator Response:** Retry with correct command specification.

---

**4I26I MANDATORY OPERAND MISSING**

**Explanation:** A requested operand is not specified.

**System Action:** The command is not executed.

**Programmer Response:** None.

**Operator Response:** Retry with correct command specification.

---

**4I28I SYNTAX ERROR**

**Explanation:** Command syntax error.

**System Action:** The command is not executed.

**Programmer Response:** None.

**Operator Response:** Retry with correct command specification.

---

**4129I TRACE COMMAND PARSING FAILED.***reason*

**Explanation:** A program has been invoked with a TRACE parameter on the // EXEC statement, but the internal communication between the trace program and the parser component terminated abnormally. *reason* explains why the parsing failed and can be one of the following:

1. OUTPUT LIST AREA MISSING The phase \$IJBINA cannot access to the communication area in IJBTRACE.
2. OUTPUT LIST OVERFLOW The communication area in IJBTRACE is too small.
3. PARSER TABLE ERROR The command or operand table is not usable.
4. LOAD SPACE UNAVAILABLE The phase \$IJBINA cannot access a reserved area.
5. WORKSPACE TOO SMALL The work area in IJBTRACE for \$IJBINA is too small.

**System Action:** The invoked program runs without the interactive trace program.

**Programmer Response:** Check the IBM known-problems data base.

**Operator Response:** None.

**4141I START ADDRESS GREATER END ADDRESS. TRACE COMMAND REJECTED**

**Explanation:** A Trace definition command with an invalid tracing range has been entered. The end address should be equal or higher than the start address.

**System Action:** The system waits for an interactive trace command.

**Programmer Response:** None.

**Operator Response:** Enter a corrected interactive trace command.

**4142I NUMBER OF TRACE RECORDS SKIPPED:***nnnnn*

**Explanation:** The interactive trace program has skipped some tracing events. *nnnnn* shows the number of skipped events in decimal. Interactive tracing is not possible as long as the traced program executes system code or locks a vital system resource. Interactive tracing has been resumed after control has been transferred to the user partition, or after the system resource has been freed. The displayed tracing event is the first event which occurred after control has been transferred back to user code in the partition area.

**System Action:** The system waits for an interactive trace command.

**Programmer Response:** None.

**Operator Response:** Enter an interactive trace command. Note that the above mentioned exit routines can be traced in batch mode. You may use the GO command with OUTPUT=SYSLST to trace these events on SYSLST.

**4143D INVALID GO ADDRESS**

**Explanation:** The branch address specified in a GO command is greater than X'FFFFFF', but the traced program is in 24-bit mode.

**System Action:** The system waits for an interactive trace command.

**Programmer Response:** None.

**Operator Response:** Enter a corrected interactive trace command.

**4144I PROGRAM INTERRUPTION. CODE=X'xx'**

**Explanation:** A program interruption occurred in the traced program. The preceding message has displayed the failing instruction. The value CODE=X'xx' shows the program interruption code in hexadecimal representation.

**System Action:** The system waits for an interactive trace command.

**Programmer Response:** None.

**Operator Response:** Issue DISPLAY commands to analyze the cause of the programming exception, or issue a GO command to resume the VSE program check handling routines.

**4145D TRACE RANGE IGNORED FOR ABEND TRACE**

**Explanation:** The ADDRESS parameter is not applicable for the ABEND trace.

**System Action:** The ABEND trace has been defined. The trace program has ignored the ADDRESS specification.

**Programmer Response:** None.

**Operator Response:** None.

**4146I TRACE PROGRAM 'x' IS ACTIVE**

**Explanation:** A trace program or performance measurement program is active. This program uses the Program Event Recording (PER) function. It has identified itself in the System Communications region by the character 'x'. As long as this program is active, it is not possible to initialize the interactive trace program.

**System Action:** The invoked program runs without the interactive trace program.

**Programmer Response:** None.

**Operator Response:** None.

**4147D ACCESS REGISTERS NOT AVAILABLE**

**Explanation:** The traced program does not use access registers.

**System Action:** The system waits for an interactive trace command.

**Programmer Response:** None.

**Operator Response:** Enter an interactive trace command.

**4148I USER CONSOLE IS NOT ACTIVE**

**Explanation:** The interactive trace program has sent a message to the user console but the user console is not active.

**System Action:** The interactive trace program has terminated. The invoked user program continues its execution without tracing.

**Programmer Response:** None.

**Operator Response:** None.

**4149I END ADDRESS LOWER START ADDRESS. DISPLAY REJECTED**

**Explanation:** The specified end address is lower than the specified start address. The display command is rejected.

**System Action:** The system waits for an interactive trace command.

**Programmer Response:** None.

**Operator Response:** Enter an interactive trace command.

---

## 4MRx=MICR/OCR Messages

**4MR1I**      **EXTERNAL INTERRUPT I/O ERROR**  
*filename SYSxxx*

**Explanation:** An I/O error occurred while processing an external interrupt. (Note: CSW and sense information may be invalid.) This is probably a hardware error.

**System Action:** Processing continues.

**Programmer Response:** Rerun the job. If the problem persists, instruct your operator to do the following when this message recurs: issue the ROD command and execute EREP. See Figure 1 on page 14. Have the output available on demand. Contact IBM for a search of its known-problems data base. For error information to be collected and held available, refer to *z/VSE Guide for Solving Problems*.

**Operator Response:** If the problem recurs, issue the ROD command, execute EREP (see programmer response), and hold that program's output available on

demand. Report the message to your programmer.

---

**4MR2I**      **SCU NOT OPERATIONAL** *filename*  
**SYSxxx**

**Explanation:** The secondary control unit for the 1419 or 1275 is not operational. This is probably a hardware error.

**System Action:** The job is canceled.

**Programmer Response:** Rerun the job. Instruct your operator to do the following when this message recurs: issue the ROD command and execute EREP. See Figure 1 on page 14. Have the output available on demand. Contact IBM for a search of its known-problems data base. For error information to be collected and held available, refer to *z/VSE Guide for Solving Problems*.

**Operator Response:** None.

---

## 4Pxx=Data Check Messages

**4P01I**      **DATA CHECK SYSxxx=cuu**

**Explanation:** The current punch operation resulted in an irrecoverable data check for a DTFPT specifying shifted code, or an error occurred while logical IOCS was attempting to recover. This is probably a hardware error.

**System Action:** The job is canceled.

**Programmer Response:** Rerun the job. Instruct your operator to do the following when this message recurs: issue the ROD command and execute EREP. See Figure 1 on page 14. Have the output available on demand.

Contact IBM for a search of its known-problems data base. For error information to be collected and held available, refer to *z/VSE Guide for Solving Problems*.

**Operator Response:** None.

shifted code. This is probably a hardware error.

**System Action:** The system waits for an operator response.

**Programmer Response:** If the job is canceled, rerun it. Instruct your operator to do the following when this message recurs: issue the ROD command and execute EREP. See Figure 1 on page 14. Have the output available on demand.

Contact IBM for a search of its known-problems data base. For error information to be collected and held available, refer to *z/VSE Guide for Solving Problems*.

**Operator Response:** Either of the following:

- Press END/ENTER to have the system cancel the job.
- Enter IGNORE to have the system continue processing.

Report the message to your programmer.

---

**4P02D**      **DATA CHECK SYSxxx=cuu**

**Explanation:** The current punch operation resulted in an irrecoverable data check for a DTFPT not specifying

---

## 4Vxx=VTOC Display/Dump Messages

**4V09I**      **NO RECORD FOUND** *filename* **SYSxxx**

**Explanation:** A no-record-found condition occurred while searching the VTOC for file labels. This is probably a hardware error.

**System Action:** The job is canceled.

**Programmer Response:** One of the following:

- Ensure that the correct volume was mounted. Rerun the job if it was processed with a wrong volume.
- Create the file(s) on another disk volume - You would take this action if the file resides on a non-removable volume.
- Recreate the file(s) on the volume. Run for this volume these functions of Device Support Facilities:
  1. INIT to initialize the volume.

## 4V95A • 4V96A

2. INSPECT to assign alternate tracks and to reclaim tracks.

Restore your latest backup of the volume from the backup tape.

- Have the operator mount the pack on a different drive, if this is possible, and rerun the job. If the job executes successfully, the originally used drive is probably defective.

**CAUTION:**

**If there has been a head crash, this error could be propagated when you use a good volume on a bad drive or a bad volume on a good drive.**

If the problem recurs, contact IBM for a search of its known-problems data base. For error information to be collected and held available, refer to *z/VSE Guide for Solving Problems*.

**Operator Response:** None.

---

### 4V95A      SYSLOG OR SYSLST

**Explanation:** DSPLYV was entered in response to a message in order to get a VTOC listing.

**System Action:** The system waits for an operator response.

**Programmer Response:** None.

**Operator Response:** One of the following:

- Enter SYSLOG to have the system display the VTOC listing at the console.
- Enter SYSLST to have the system produce the VTOC listing on the printer assigned to SYSLST.
- Press END/ENTER to have the system cancel the job.

---

### 4V96A      SYSLST NOT A PRINTER

**Explanation:** The VTOC listing requested by a DSPLYV response is to be produced on the printer assigned to SYSLST. However, SYSLST is not assigned to a printer.

**System Action:** The system waits for an operator response.

**Programmer Response:** None.

**Operator Response:** One of the following:

- Enter SYSLOG to have the system display the VTOC listing at the console.
- Press END/ENTER to have the system cancel the job.



---

## 8-Prefix System Utilities Messages

---

### 85xx=Copy and Restore Diskette Messages

---

---

#### 8501I            *SYSnnn* ASSIGNMENT INVALID

**Explanation:** If

**SYSnnn = SYS004**

The programmer logical unit is assigned to a device other than a 3540 diskette input/output unit.

**SYSnnn = SYS005**

The programmer logical unit is assigned to a device other than a 3540 diskette input/output unit or a VSE supported disk device.

**System Action:** The job is canceled.

**Programmer Response:** Rerun the job with the programmer logical unit correctly assigned.

**Operator Response:** None if the job was not started from the console. If the job was started from the console, issue the LISTIO command to get a listing of the permanent assignments for the affected partition. Rerun the job with the programmer logical unit correctly assigned.

---

---

#### 8502I            CARD OUT OF SEQUENCE

**Explanation:** The control statements were not submitted in this sequence:

1. Utility modifier statement
2. File descriptor statements (in ascending order)
3. // END
4. /\*

**System Action:** The job is canceled.

**Programmer Response:** Rerun the job with the control statements in correct sequence.

**Operator Response:** None if the job was not started from the console. If the job was started from the console, rerun the job with the control statements in correct sequence.

---

---

#### 8503I            INCORRECT FORMAT - DS STATEMENT

**Explanation:** The DS statement in the file descriptor statement does not conform to the standard format. The standard format is:

```
|
V
DSnn file-id,11111,cchrr,cchrr,cchrr,
B,S,P,E,m,nn,crdate,exdate,V
```

For a detailed description of the statement, see *z/VSE Guide to System Functions*.

**System Action:** The job is canceled.

**Programmer Response:** Correct the DSnn statement and rerun the job.

**Operator Response:** None.

---

---

#### 8504I            SYS004 VOL1 SECTOR IN ERROR

**Explanation:** The volume sector on track 0 could not be read and was not specified in the utility modifier statement.

**System Action:** The job is canceled.

**Programmer Response:** Rerun the job with the VOL operand specified in the utility modifier statement.

**Operator Response:** None.

---

---

#### 8505I            SYS004 INCORRECT VOLUME

**Explanation:** The volume mounted on SYS004 is not the same as the one specified in the VOL operand of the utility modifier statement.

**System Action:** The job is canceled.

**Programmer Response:** Make sure that the input diskette submitted with the job is the same as described by the VOL operand of the utility modifier statement. Rerun the job.

**Operator Response:** None if the job was not started from the console. If the job was started from the console, ensure that the correct volume is mounted, then rerun the job.

---

---

#### 8506I            INCOMPLETE TRACK 0 INFORMATION

**Explanation:** The program cannot recreate track 0 of the output diskette because there is not enough data available from track 0 of the input diskette or from the file descriptor statement. (See also "Note" under message 8507I.)

**System Action:** The job is canceled.

**Programmer Response:** See the SYSLST output for the sectors in error. Rerun the job with additional file descriptor statements as required.

**Operator Response:** None.

---

---

#### 8507I            FILE NUMBER *nn* — ERROR SECTOR

**Explanation:** The data for file *nn* could not be read from the input diskette and was not replaced by a user-supplied file descriptor statement. The SYSLST output includes this message for each sector in error.

**Note:** If this message is generated together with message 8506I, additional file descriptor statements are required. If message 8507I is generated without message 8506I, the correct number of file descriptor statements was supplied, but they did not replace all HDR1 sectors in error.

**System Action:** The job is canceled.

**Programmer Response:** Determine what file descriptors are needed. You do this by checking the SYSLST output obtained when the job was run without any file descriptor statements. Rerun the job without file descriptor statements, if you do not have this output. Complete any additional file descriptor statements that may be required and rerun the job with these additional statements supplied.

**Operator Response:** None.

---

---

#### 8508I            EXCESS DS CARDS

**Explanation:** More file descriptor statements were supplied than there are HDR1 sectors in error on the input diskette.

**System Action:** The job is canceled.

**Programmer Response:** Determine what file descriptors are needed. You do this by checking the SYSLST output obtained when the job was run without any file descriptor statements. Rerun the job without file descriptor statements if you do not have this output. Subsequently, rerun the job with only those file descriptor statements which are required.

**Operator Response:** None.

---

**8509I DS<sub>nn</sub> INVALID EXTENT INFORMATION**

**Explanation:** The extent information in the file descriptor statement is incorrect for one of the following reasons:

- The beginning of the extent is beyond the end of the extent.
- The statement specifies a value beyond the diskette data limits for one of the following: beginning of extent, end of extent, or end of data.
- The user-supplied data specifies an extent that overlaps the extent of an already defined file.

**System Action:** The job is canceled.

**Programmer Response:** Correct the extent information and rerun the job.

**Operator Response:** None.

**8510I DS<sub>nn</sub> INVALID END OF DATA INFORMATION**

**Explanation:** The end-of-data information in the DS<sub>nn</sub> statement is outside the area defined by the extent limits for this file.

**System Action:** The job is canceled.

**Programmer Response:** Correct the end-of-data information in the DS<sub>nn</sub> statement and rerun the job.

**Operator Response:** None.

**8511I READ COMPLETE**

**Explanation:** For a copy operation via an intermediate disk file, the read operation has been completed; all data is now on the temporary file.

**System Action:** Processing continues.

**Programmer Response:** None.

**Operator Response:** None.

**8512I END OF COPY/RESTORE**

**Explanation:** For a copy operation from diskette to diskette, the message indicates normal end of job.

For a copy operation from an intermediate disk file, the message indicates the end of a successful copy operation.

**System Action:** Processing continues.

**Programmer Response:** None.

**Operator Response:** None.

**8513D ANOTHER COPY REQUESTED. ANS Y OR N**

**Explanation:** A copy operation from an intermediate disk file to an output diskette has completed successfully. Another copy operation from this disk file to the output diskette may be requested.

**System Action:** The system waits for an operator response.

**Programmer Response:** None.

**Operator Response:** Reply Y and press END/ENTER if another disk file to diskette copy operation is to take place. Reply N and press END/ENTER if no further disk file to diskette copy operation is required.

**8514A MOUNT ANOTHER DISKETTE ON SYS<sub>nnn</sub>**

**Explanation:** The message may be caused by one of the following:

- The program, after having issued message 8511I, is waiting for a diskette to be mounted on the 3540 to which the indicated logical unit is assigned.
- The program received a Y response to message 8513D and is waiting for a diskette to be mounted on the 3540 to which the indicated logical unit is assigned.

- The program detected an error sector on track 0 of the output diskette during initial reading of track 0 or during writing of HDR1 labels on track 0.
- The program received a 2 response to message 8515D or 8521D.

**System Action:** The system waits for an operator response.

**Programmer Response:** None.

**Operator Response:** Mount another diskette on the unit specified in the message and press END/ENTER.

**8515D UNEXPIRED FILES FOUND ON OUTPUT DISKETTE. REPLY 1 TO IGNORE, 2 TO REMOUNT, 3 TO CANCEL**

**Explanation:** During a copy operation from one diskette to another, the output diskette was found to contain one or more unexpired files.

**System Action:** The system waits for an operator response.

**Programmer Response:** None.

**Operator Response:** Enter one of the following:

- 1 — If the unexpired file(s) may be overwritten.
- 2 — If another diskette is to be used.
- 3 — To have the system cancel the job.

**8516I ERROR SECTOR FOUND ON TRACK 0 OF OUTPUT DISKETTE DURING WRITE**

**Explanation:** After having copied all data from a diskette or an intermediate disk file onto the output diskette, the program detects an error sector on track 0 while it writes the VOL1 and HDR1 information.

**System Action:** The job is canceled.

**Programmer Response:** Rerun the job and ensure that an error-free diskette is available to the program for output.

**Operator Response:** None.

**8517I EXCESS ERROR SECTORS ON OUTPUT DISKETTE**

**Explanation:** During a copy operation from a diskette or an intermediate disk file, the program finds too many error sectors on the diskette used for output. The program is unable to copy at least one of the input files within the original extent limits.

**System Action:** The job is canceled.

**Programmer Response:** Rerun the job and ensure that an error-free diskette is available for output.

**Operator Response:** None.

**8518I READ ERROR - TRACK<sub>nn</sub>, SECTOR<sub>nn</sub>**

**Explanation:** An I/O error occurs during a copy operation when the program attempts to read the input data record indicated in the message.

**System Action:** Processing continues.

**Programmer Response:** Locate the error record on the output diskette, check this record for possible errors, and update the diskette as necessary.

**Operator Response:** None.

**8519I UNABLE TO WRITE F RECORD IN BAD SECTOR**

**Explanation:** During a copy operation, the program encountered a bad sector on the output diskette while attempting to write an F-record (a control record indicating physical-record relocation because of a bad spot on the surface of the affected diskette).

**System Action:** The job is canceled.

**Programmer Response:** Rerun the job and ensure that an error-free diskette is available for output.

**Operator Response:** None.

---

**8520I** *contents of control statement in error*

**Explanation:** The program found an error in a control statement. The program displays the statement followed by a message that informs about the nature of the error.

**System Action:** Processing continues.

**Programmer Response:** None.

**Operator Response:** None.

---

**8521D** **PROTECTED FILES FOUND ON OUTPUT DISKETTE. REPLY 2 TO REMOUNT, 3 TO CANCEL**

**Explanation:** During a copy operation, the program finds that the diskette being used for output contains unexpired files.

**System Action:** The system waits for an operator response.

**Programmer Response:** None.

**Operator Response:** Enter one of the following:

- 2 — If another diskette is to be used.
- 3 — To have the system cancel the job.

---

**8522I** **INVALID DATA FOUND IN CONTROL CARD** — *operand*

**Explanation:** The condition causing the message depends on the operand displayed in the message and further explained below:

<b>BOE</b>	The beginning-of-extent address is not specified as a string of five numeric characters (cchrr).
<b>BYPASS</b>	A character other than B is specified to indicate that the file is to be bypassed.
<b>CREATED</b>	The file creation date is not specified as a six-digit number.
<b>DS.NBR</b>	In DSnn, nn is not specified as two numeric characters.
<b>EOD</b>	The end-of-data address is not specified as a string of five numeric characters (cchrr).
<b>EOE</b>	The end-of-extent address is not specified as a string of five numeric characters (cchrr).
<b>FILE-ID</b>	The file identification is not specified as a string of one to eight printable characters (with or without embedded blanks).
<b>FILSEC</b>	A character other than S is specified to indicate that additional qualifications are required to access the file.
<b>I-LVL</b>	A character other than E is specified to indicate that the file contains fixed, unblocked, sequential records of a length of 128 bytes.
<b>MVI</b>	A character other than C or L is specified to indicate that the file spans two or more volumes.

---

## 86xx=Initialize Tape Message

---

**8601A** **MORE PASSES NEEDED -- INTT**

**Explanation:** If the CARD and REWIND operands are not specified in the INTT statement, the program expects another tape volume to be initialized.

**System Action:** The system waits for an operator response.

**Programmer Response:** None.

**Operator Response:** One of the following:

<b>REC.LN</b>	The record (block) length is not a value from 1 to 128 (with or without one or two preceding zeros).
<b>VERIFY</b>	A character other than V is specified to indicate that the data has been verified.
<b>VOL.PARM</b>	The volume operand contains less than six alphameric characters.
<b>VOLSEQ</b>	The volume sequence number is not specified as a two-digit number.
<b>WRTPROT</b>	A character other than P is specified to indicate that the file may not be overwritten.

**System Action:** The job is canceled.

**Programmer Response:** Correct the control statement and rerun the job.

**Operator Response:** None.

---

**8523I** **NO FILES FOUND ON INPUT DISKETTE**

**Explanation:** Although all HDR1 sectors on track 0 of the input diskette could be read, none of them contained the description of a file.

**System Action:** The job is canceled.

**Programmer Response:** None.

**Operator Response:** None.

---

**8524I** **NO FILES LEFT TO BE COPIED**

**Explanation:** The diskette to be copied contains only defective HDR1 labels. File descriptor statements were supplied for each of the labels. These statements indicated that the associated files are not to be copied.

**System Action:** The job is canceled.

**Programmer Response:** None.

**Operator Response:** None.

---

**8525I** **END STATEMENT MISSING**

**Explanation:** No // END statement was supplied before the /\* statement.

**System Action:** The job is canceled. Nothing has been copied or restored.

**Programmer Response:** Insert the required // END statement in the control statements set and rerun the job.

**Operator Response:** None.

---

**8526I** **INCORRECT CONTROL IDENTIFIER**

**Explanation:** The control statement is not properly identified.

**System Action:** The job is canceled.

**Programmer Response:** Check for an error in the identifier of the control statement. Replace the statement in error by a corrected one and rerun the job.

**Operator Response:** None.

- Press END/ENTER if another tape must be initialized.
- Reply NO and press END/ENTER to end the initialization run.

---

**8603I**            **TAPE WILL BE FORMATTED**  
**Explanation:** The tape requires formatted write. Processing continues with formatting of tape.  
**System Action:** Information message displayed.  
**Programmer Response:** None.  
**Operator Response:** None.

---

**8604D**            **TAPES OF DIFFERENT TYPE ASSIGNED**  
**Explanation:** Processing requires that all tapes are of the same device type. For different device types, separate jobs have to be executed.  
**System Action:** The job is canceled.

---

**Programmer Response:** None.  
**Operator Response:** None.

---

**8605A**            **TAPE IS WRITE PROTECTED UNIT= *cuu***  
**Explanation:** Tape assigned for initialization is write protected.  
**System Action:** The system waits for an operator response.  
**Operator Response:** Check that the correct tape volume is mounted. If so, remove write protection from the reel and enter IGNORE to have system continue processing. To have the system cancel processing, enter CANCEL.

---

## 8Cxx=Train Cleaning Messages

---

**8C01A**            **STOP THE PRINTER (SYS000) AND PRESS END-KEY**  
**Explanation:** This message is issued at the beginning and at the end of the train cleaning program.  
**System Action:** The system waits for an operator response.  
**Programmer Response:** None.  
**Operator Response:** If the message occurs at the beginning of the train cleaning program, then:

1. Stop the printer.
2. Press END/ENTER to have the system continue processing. The subsequent INTERVENTION REQUIRED condition stops execution of the train cleaning program without locking the console as long as the printer is not ready.

If the message is issued at the end of the train cleaning run, and the program was started from the console, then press END/ENTER immediately without stopping the printer.

---

**8C02I**            **IN ORDER TO CLEAN THE PRINTER TRAIN REMOVE THE RIBBON AND REPLACE THE PAPER ON THE PRINTER WITH IBM CLEANING PAPER (PART NO: 451529)**  
**Explanation:** This message is issued after the first occurrence of message 8C01A.  
**System Action:** Processing continues.  
**Programmer Response:** None.  
**Operator Response:**

1. Remove the ribbon.
2. Replace the paper currently on the printer by paper as indicated in the message.
3. Ready the printer.

---

**8C03I**            **THE PRINTER TRAIN HAS BEEN CLEANED REPLACE THE RIBBON AND THE ORIGINAL PAPER**  
**Explanation:** This message is issued after the actual cleaning of the train.  
**System Action:** Processing continues.  
**Programmer Response:** None.  
**Operator Response:** Reinsert the ribbon and the paper used before the train cleaning run was started.

---

**8C04A**            **INVALID RESPONSE**  
**Explanation:** The response to message 8C01A was not just pressing END/ENTER.  
**System Action:** The system waits for the correct response.  
**Programmer Response:** None.  
**Operator Response:** Press the END/ENTER key.

---

**8C05I**            **SYS000 NOT ASSIGNED OR DEVICE NOT SUPPORTED**  
**Explanation:** SYS000 is either not assigned or is assigned to a device not supported by this program. The devices supported by the program are: IBM 1403U, IBM 3203 (all models, except Model 3), and IBM 5203U.  
**System Action:** Processing by the train cleaning program stops.  
**Programmer Response:** None.  
**Operator Response:** Assign SYS000 to the printer for which a train cleaning run is to be performed and start the run again.

---

**8C06A**            **SPECIFY CIL-NAME OF TRAIN IMAGE PHASE OR PRESS END TO GET IPL UCB LOADED**  
**Explanation:** The program needs to know the name of the buffer-image for the mounted train (or chain) in order to restore the UCB correctly.  
**System Action:** The system waits for an operator response.  
**Programmer Response:** None.  
**Operator Response:** Either enter the name of the buffer-image phase that is to be loaded into the printer's UCB or just press END/ENTER. If you do not supply a name, the program loads the buffer-image phase which was loaded by IPL during system start-up.

---

**8C07I**            **SPECIFIED PHASE NOT FOUND OR INVALID**  
**Explanation:** The specified phase either is not in the system library or is not valid (incorrect length).  
**System Action:** The system issues message 8C06A.  
**Programmer Response:** None.  
**Operator Response:** See the description of message 8C06A.



## 8Fxx=Fast Copy Disk and VSE/Fast Copy Data Set Messages

---

### 8F01I PROCESSING STARTS

**Explanation:** A fast-copy utility has completed checking of a utility control statement and device assignments; the copy operation starts.

**System Action:** Processing continues.

**Programmer Response:** None.

**Operator Response:** None.

---

### 8F02I END OF PROCESSING. {*number* [TRACKS|BLOCKS][DUMPED|COPIED| RESTORED]|VOLUME SNAPPED}

**Explanation:** Normal end-of-job message. The message indicates the amount of data that has been processed. For SNAPPED VOLUME, the complete volume was copied.

**System Action:** Processing continues.

**Programmer Response:** None.

**Operator Response:** None.

---

### 8F03I {*SYSmm*|INPUT|OUTPUT} NOT ASSIGNED TO [CKD|FBA|TAPE]

**Explanation:** The requested fast-copy function requires that the given logical unit (or INPUT or OUTPUT for stand-alone operation) be assigned to a device of the indicated type.

**System Action:** The utility control statement is not executed.

**Programmer Response:** None.

**Operator Response:** Resubmit the job with proper ASSGN statements.

---

### 8F04I FILE NOT FOUND

**Explanation:** On the input medium (disk or tape), the copy program could not find a file with an ID as specified in the utility control statement.

**System Action:** The utility control statement is not executed.

**Programmer Response:** Verify that the correct volume was mounted; rerun the job if a wrong volume was mounted. If the correct volume was mounted, check the specification in the utility control statement, the assignment of SYS004, or (for restore) the job control specification for the dump data set.

**Note:** 'Dump data set' means 'Fast Copy backup data set'.

To do this checking, use your latest LVTOC output for the disk that was assigned to SYS004. Make corrections to your control statements and rerun the job.

**Operator Response:** None.

---

### 8F05I VSAM DATA SPACE NOT SUPPORTED

**Explanation:** The specified file-ID designates a VSAM-managed data space. VSAM-managed data spaces are not supported by the fast copy utility's copy-file functions.

**System Action:** The utility control statement is not executed.

**Programmer Response:** Make sure that the correct volume was mounted. If a wrong volume was mounted, have the correct one mounted and rerun the job. If the correct volume was mounted, either correct the file-ID specification or, if dumping or copying of the specified VSAM data space was intended, use the utility's volume function or a backup service available with VSE/VSAM.

**Operator Response:** None.

---

### 8F06D ACCESSING DATA SECURED FILE(S)

**Explanation:** The requested operation of the utility involves the dumping or copying of one or more data-secured files. Such an access has to be confirmed by the operator.

**System Action:** The system (partition) waits for the operator to respond and then proceeds according to this response.

**Programmer Response:** None. However, you should have instructed your operator what to reply when this message occurs.

**Operator Response:** Reply either

- PROCEED to allow the operation to continue with the data secured files on the input volume, or
- CANCEL to have the system cancel the job.

---

### 8F07I INCORRECT OUTPUT DEVICE TYPE. INPUT IS *disktype*

**Explanation:** The device type of the disk assigned to SYS005 is not compatible with the type of the input disk (the one assigned to SYS004 for a copy operation or the one used as input for producing the dump data set for a restore operation).

**System Action:** The utility control statement is not executed.

**Programmer Response:** Check your specifications and your device assignments. Make corrections as necessary and rerun the job.

**Operator Response:** None.

---

### 8F08I OUTPUT CAPACITY TOO SMALL

**Explanation:** The output disk has a lower capacity than the input disk. For a volume restore, this is the disk used as input for producing a dump data set.

**Note:** 'Dump data set' means 'Fast Copy backup data set'.

**System Action:** The utility control statement is not executed.

**Programmer Response:** Rerun the job with SYS003 assigned to a disk unit of correct type and with sufficient capacity.

**Operator Response:** None.

---

### 8F09I EXTENT *lowerlimit-upperlimit* EXCEEDS OUTPUT CAPACITY

**Explanation:** In the message, lower and upper limits are given as block numbers if an FBA disk device is involved; they are given as *ccch* (*cc* = cylinder number, *hh* = track number) for a CKD disk device. The file to be copied or restored has an extent which exceeds the capacity of the disk volume assigned to SYS005. This can occur, for example, when the fastcopy utility is to copy a file from an IBM 3390-M2 to an IBM 3390-M1.

**Programmer Response:** Rerun the job with a disk of correct type and sufficient capacity assigned to SYS005.

**Operator Response:** None.

---

### 8F10I DUMP DATA SET IS A *dumptype* DUMP

**Explanation:** The dump data set provided for a restore operation is of the indicated type (one of: VOLUME, FILE, or ALL). To perform the requested operation, the utility requires a dump data set of a different type.

**System Action:** The utility control statement is not executed.

**Programmer Response:** Correct your utility control statement or your specification of the dump data set and rerun the job.

**Operator Response:** None.

**Note:** 'Dump data set' means 'Fast Copy backup data set'.

---

**8F11I**      **MISMATCH IN DISK TYPE FOR FILE**  
*filetype*

**Explanation:** In the message, filetype is UOUT for a dump operation and UIN for a restore operation. The dump data set was assigned to a CKD device and the type of this device disagrees with the specification in the utility control statement. For example, DUMP VOLUME TO 3380 was specified and UOUT was assigned to an IBM 3375.

**Note:** 'Dump data set' means 'Fast Copy backup data set'.

**System Action:** The utility control statement is not executed.

**Programmer Response:** Correct either the utility control statement or the specifications in your DLBL and EXTENT statements for the dump data set.

**Operator Response:** None.

---

**8F12I**      **ERROR IN TLBL PARAMETER *n***

**Explanation:** Operand *n* in the TLBL statement contains an error such as misspelling, incorrect length, or an alphabetic character in a numeric field. In counting the operands, start with 1 for the file name.

**System Action:** The utility control statement is not executed.

**Programmer Response:** Rerun the job after having corrected the affected TLBL statement.

**Operator Response:** If the failing job was started from the console, you may start this job anew; ensure that you supply correct TLBL information when the copy utility prompts you for this information.

---

**8F13I**      **ERRONEOUS INPUT (*x*) FROM DUMP DATA SET (FILE UIN)**

**Explanation:** For *x*, the system displays a code indicating the reason for the message. Possible codes are:

- C =** A record with incorrect contents (record-ID) was encountered.
- E =** End-of-file occurred unexpectedly.
- L =** A record with incorrect length (according to the record-ID) was encountered.
- M =** The dump data set does not begin with a control record.
- S =** A record with incorrect sequence number was encountered.

For a CKD dump data set, there may be an error in the affected DLBL or EXTENT statements. For a restore from tape, a wrong tape volume may have been mounted, or other output may have been written onto that tape prior to this failing restore operation.

**Note:** 'Dump data set' means 'Fast Copy backup data set'.

**System Action:** If an unlabeled tape is used, the program issues message 8X25D. In all other cases, the job is canceled.

**Programmer Response:** If the job was canceled, correct the assignment for the UIN file or instruct the operator which restore tape(s) to use; rerun the job.

**Operator Response:** None.

---

**8F17I**      **END OF DUMP DATA SET WHEN SEARCHING DATA**

**Explanation:** The fast-copy utility found the closing record on the dump data set while searching for data to be restored. This is probably a tape handling error or an error in the assignment of the dump data set.

**Note:** 'Dump data set' means 'Fast Copy backup data set'.

**System Action:** The utility control statement is not executed.

**Programmer Response:** Correct the assignment specifications in your DLBL and EXTENT statements for the dump data set or instruct the operator which restore tape(s) to use. Rerun the job.

**Operator Response:** None.

---

**8F19I**      **DUMP DATA SET IS FROM *disktype***

**Explanation:** The dump data set assigned to file UIN was not produced by dumping data from a disk of the type now assigned to SYS005. In the message, *disktype* indicates the type of the device from which data was read to create the dump data set.

**Note:** 'Dump data set' means 'Fast Copy backup data set'.

**System Action:** The utility control statement is not executed.

**Programmer Response:** Correct either the assignment for the dump data set or the ASSGN statement for the output disk; rerun the job.

**Operator Response:** None.

---

**8F20D**      **UNIT=*cuu* REQUEST TO DUMP OR COPY ALL DATA**

**Explanation:** A DUMP ALL or COPY ALL operation is requested, which may involve the copying or dumping of confidential data. This message prompts the operator for a confirmation of the copy request.

**System Action:** The system (partition) waits for the operator to respond and then proceeds according to this response.

**Programmer Response:** None.

**Operator Response:** Enter one of the following depending on the instructions for system operation at your location:

- CANCEL to have the system cancel the job.
- PROCEED to have the system process the copy request.

---

**8F21D**      **READ ERROR ON INPUT DISK, BLOCK *number***

**Explanation:** An irrecoverable I/O error occurred when the fast-copy program was reading the indicated block from the device assigned to SYS004.

**System Action:** The system (partition) waits for an operator response.

**Programmer Response:** None.

**Operator Response:** Either of the following:

- Enter CANCEL to have the system cancel the job.
- Enter IGNORE to have the system continue with the current dump or copy operation. Data contained in the indicated block on the input disk volume is written to the output device as it was read.

---

**8F22D**      **WRITE ERROR ON OUTPUT DISK, BLOCK *number***

**Explanation:** An irrecoverable I/O error occurred when the fast copy program was writing the indicated block to the device assigned to SYS005.

**System Action:** The system (partition) waits for an operator response.

**Programmer Response:** None.

**Operator Response:** Either of the following:

- Enter CANCEL to have the system cancel the job.
- Enter IGNORE to have the system continue with the current copy or restore operation. The block indicated in the message text is left in an undefined state.

#### 8F23A ENTER NUMBER OF PRIMARY CYLS

**Explanation:** Due to a VTOC access error, the utility cannot determine the number of cylinders on a disk.

**System Action:** The system (partition) waits for an operator response.

**Programmer Response:** None.

**Operator Response:** Either of the following:

- Specify the number of primary cylinders if the assigned disk is a subdisk.
- Press END/ENTER if the assigned disk is not a subdisk.

#### 8F24I UNIT=*cuu* INPUT=OUTPUT

**Explanation:** SYS004 and SYS005 are assigned to the same device as indicated in the message by *cuu*. This is not allowed for a fast-copy utility.

**System Action:** The utility control statement is not executed.

**Programmer Response:** Rerun the job with correct ASSGN statements included in the control statement set.

**Operator Response:** None.

#### 8F25I NONSTANDARD R0 FOUND ON

{INPUT|OUTPUT} DISK CYL *mmm* TRK *mm*

**Explanation:** A non-standard R0 was found, indicating that the disk was not properly initialized. The fast-copy program can use this volume neither as input nor as output.

**System Action:** The utility control statement is not executed.

**Programmer Response:** Verify that the correct volume was mounted. If necessary, run the INIT function of the Device Support Facilities program to have the affected disk volume properly initialized. Rerun the job, if necessary.

**Operator Response:** None.

#### 8F28I UNCORRECTABLE {READ|WRITE} ERROR ON {INPUT|OUTPUT} DISK [*e*] CYL *mmm* TRK *mm*

**Explanation:** Disk error recovery procedures were unable to recover from an error that occurred while the fast copy program was reading from the input disk, writing to the output disk, or reading the VTOC from the output disk. In the message text, *e* is an error code supplied if a read error occurred. The code may be one of the following:

- 1 = The record number in the count field of the record last read does not match the number of records on the track.
- 2 = The number of records read is greater than expected, or the first record is not R1.
- 3 = The fast copy program expected R0; it found R1 instead.
- 4 = A unit check occurred.
- 5 = No R0 found.
- 6 = Unexpected unit exception.
- 7 = A unit exception occurred because the data length of a record's count field was other than zero.
- 8 = Error in count field.

9 = The key and data lengths in a count field do not match the actual key and data lengths.

A = A unit check occurred while the program was reading R0.

B = Datalength exceeds track capacity.

**System Action:** The utility control statement is not executed.

**Programmer Response:** Perform an INSPECT run of the Device Support Facilities program to have alternate tracks assigned as required. Consider using DITTO for VSE and VM as a help in rebuilding inaccessible data. You may have to reinitialize the volume and subsequently restore your latest backup of the volume from a backup tape.

**Operator Response:** None.

#### 8F30D ENTER FAST COPY CONTROL STATEMENT [CONTINUATION|OR END]

**Explanation:** A prompting message requesting the operator to enter the required utility control statement.

**System Action:** The system (partition) waits for an operator response.

**Programmer Response:** None.

**Operator Response:** One of the following:

- Enter the required utility control statement (if the statement is longer than 80 characters, use a hyphen to indicate continuation on another line of input).
- Enter the required continuation of a utility control statement if the fast-copy program prompts you for the continuation line.
- Enter END to terminate the fast-copy online program.
- Enter CANCEL to end processing by the fast-copy program.

#### 8F31A MOUNT {FIRST|SECOND} FASTCOPY TAPE ON *cuu*, THEN REPLY GO

**Explanation:** For a stand-alone run of the Fast Copy utility, the tape unit from which IPL was performed is assigned as input or output for the utility. The utility requests the FIRST fast-copy tape if the first or only tape is assigned to drive *cuu*; the utility requests the SECOND fast-copy tape if an alternate tape is assigned to drive *cuu*.

**System Action:** The system (partition) waits for an operator response.

**Programmer Response:** None.

**Operator Response:** Either of the following:

- Mount the required tape volume and enter GO.
- Enter CANCEL to end processing by the fast-copy program.

#### 8F32I FAST COPY DISK VOLUME TAPE

**Explanation:** A tape produced by the Fast Copy Disk Volume utility (DOS/VS Release 34 or earlier) is used as input to the restore function.

**System Action:** Processing continues.

**Programmer Response:** None.

**Operator Response:** None.

#### 8F33I {DUMPING|COPYING|RESTORING} RANGE *address* TO *address* [SHARED]

**Explanation:** The LIST operand was specified in the utility control statement. The utility uses this message for listing, on the SYSLST device, the extents that are being processed. The range limits (*address* TO *address*) are given as block numbers for an FBA device or as *ccchh* (cylinder and track numbers) for a CKD device. SHARED is an indication that a split cylinder file is being processed.

**System Action:** Processing continues.

**Programmer Response:** None.

**Operator Response:** None.

**8F34D DUMP DATA ON IPL TAPE? (YES/NO).  
DEFAULT IS NO.**

**Explanation:** This message is issued if the specified device address for the Fast Copy run is the same as the device address where IPL was performed. To reduce the number of tapes used during a stand-alone run of the Fast Copy utility, the Fast Copy Dump Data Set may start on the tape from which IPL was performed.

The tape is built with the LIBRARIAN BACKUP command specifying RESTORE=STANDALONE followed by a FASTCOPY run with NOREWIND option.

**System Action:** The system (partition) waits for an operator response.

**Programmer Response:** None.

**Operator Response:** Either of the following:

- Enter YES if Fast Copy data starts on the IPL tape.
- Enter NO if Fast Copy data is on a different tape than the tape which is mounted in the tape control unit.

**8F35I LABEL ERROR *e***

**Explanation:** The VOL1 or format-4 label of the source disk are invalid or inconsistent. In the message, *e* is an error code giving more detailed information about the error. If the code is:

- 1 = The disk has no valid VOL1 label.
- 2 = The VTOC address in the VOL1 label is invalid.
- 3 = The first track of the VTOC extent has no format-4 label.

**System Action:** Processing continues. However, the labels on the target disk are invalid after completion of the copy or restore operation. The fast-copy program writes the data to the target disk as this data is stored on the source disk, and the program cannot store alternate track information applicable to the target disk in that disk's format-4 label.

**Programmer Response:** Perform data recovery by restoring your latest backup of the source disk volume either on the same volume after having it reinitialized or on a different, initialized disk volume.

To initialize a disk volume, use the INIT function of the Device Support Facilities program; you may have to perform a run also with that program's INSPECT function.

**Operator Response:** None.

**8F36I DUMP DATA SET IS INFILE DUMP AND  
OUTFILE PARAMETER NOT SPECIFIED**

**Explanation:** A multivolume file was dumped with INFILE specified in the utility control statement. For the restore run, the OUTFILE specification has been omitted.

**System Action:** The utility control statement is not executed.

**Programmer Response:** Correct the utility control statement for the restore operation and rerun the job.

**Operator Response:** None.

**8F37I SPECIFIED FILE NOT FOUND ON DUMP  
DATA SET**

**Explanation:** The volume dump data set does not contain the specified file.

**Note:** 'Dump data set' means 'Fast Copy backup data set'.

**System Action:** The utility control statement is not executed.

**Programmer Response:** Check the specification in the utility control statement and the job control specification for the dump data set. Make corrections as necessary and rerun the job.

**Operator Response:** None.

**8F38I NO LOG UNIT SPECIFIED FOR  
{INPUT|OUTPUT} FILE**

**Explanation:** No programmer logical unit is specified in the EXTENT statement(s) for the input or output file.

**System Action:** The utility control statement is not executed.

**Programmer Response:** Check your specifications in the utility control statement or in the EXTENT statements for the indicated file. Consider using your latest LVTOC output for this kind of checking. Make corrections as necessary and rerun the job.

**Operator Response:** None.

**8F39I VSAM DATA SET MAY NOT BE  
PROCESSED VIA FCOPY MULTI-VOLUME  
FILE FUNCTIONS**

**Explanation:** The specified file is a VSAM data space. VSAM data sets or spaces may not be dumped, copied, or restored via the multivolume file functions.

**System Action:** The utility control statement is not executed.

**Programmer Response:** Check your specifications in the utility control statement or your job control specifications for the indicated file. Make corrections as necessary and rerun the job.

**Operator Response:** None.

**8F40I EXTENTS OF INPUT AND OUTPUT FILE  
NOT EQUAL**

**Explanation:** The limits of the file's extents on the target disk are not identical to those on the source disk. These limits must be identical if reorganization is not specified.

**System Action:** The utility control statement is not executed.

**Programmer Response:** Rerun the job after having done either of the following:

- Check the specification in the utility control statement or in the EXTENT statement(s) for the input or output file. Consider using your latest LVTOC output for this kind of checking. Make corrections as necessary and rerun the job.
- Specify REORGANIZE in the utility control statement (if the file is a SAM file or a DAM file with relative track addressing).

**Operator Response:** None.

**8F41I FILETYPE OF INPUT AND OUTPUT FILE  
NOT EQUAL**

**Explanation:** The file type of the file on the target disk is not the same as the file type of the file on the source disk.

**System Action:** The utility control statement is not executed.

**Programmer Response:** Check your specifications in the utility control statement or the DLBL statement for the input or output file. Consider using your latest LVTOC output for this kind of checking. Make corrections as necessary and rerun the job.

**Operator Response:** None.



---

**8F42I DLBL STATEMENT FOR INPUT (OR OUTPUT) FILE NOT SPECIFIED**

**Explanation:** INFILE (or OUTFILE) was specified, but there was no DLBL statement specifying the name of the associated file.

**System Action:** The utility control statement is not executed.

**Programmer Response:** Check the specification in the utility control statement or the DLBL statement for the affected file.

Consider using your latest LVTOC output for this kind of checking. Make corrections as necessary and rerun the job.

**Operator Response:** None.

---

**8F43I OUTFILE PARAMETER NOT SPECIFIED BUT INFILE PARAMETER IS SPECIFIED**

**Explanation:** INFILE is specified, but no OUTFILE specification was given for the copy function.

**System Action:** The utility control statement is not executed.

**Programmer Response:** Check your specification in the utility control statement. Make corrections as necessary and rerun the job.

**Operator Response:** None.

---

**8F44I CITIZE OF INPUT AND OUTPUT FILE NOT EQUAL**

**Explanation:** Either of the following:

- The CI size of the file on the target disk is not the same as the CI size of the file on the source disk.
- The file on the target disk was created on an FBA disk, using DTFPH with the CITIZE operand omitted.

**System Action:** The utility control statement is not executed.

**Programmer Response:** Check your specifications in the utility control statement or in the DLBL statement for the affected file. Consider using your latest LVTOC output for this kind of checking. Make corrections as necessary and rerun the job.

**Operator Response:** None.

---

**8F45I OUTPUT FILE IS TOO SMALL**

**Explanation:** Reorganization of a file is requested but the output file is smaller than the input file.

**System Action:** The utility control statement is not executed.

**Programmer Response:** Check your specifications in the utility control statement or in the EXTENT statement(s) for the affected file. Consider using your latest LVTOC output for this kind of checking. Make corrections as required and rerun the job.

**Operator Response:** None.

---

**8F46I ISAM OUTPUT FILE IS NOT SPECIFIED IN DLBL STATEMENT AS LOAD CREATE FILE**

**Explanation:** In the DLBL statement for the ISAM file referred to by the OUTFILE specification, the code indicating the type of the file is other than ISC (ISAM create).

**System Action:** The utility control statement is not executed.

**Programmer Response:** Check your specifications in the utility control statement or the DLBL statement for the affected file. Consider using your latest LVTOC output for this kind of checking. Make corrections as necessary and rerun the job.

**Operator Response:** None.

---

**8F47I ISAM INPUT FILE IS NOT SPECIFIED IN DLBL STATEMENT AS LOAD EXTEND FILE**

**Explanation:** In the DLBL statement for the ISAM file referred to by the INFILE specification, the code indicating the type of the file is other than ISE (ISAM extend).

**System Action:** The utility control statement is not executed.

**Programmer Response:** Check your specifications in the utility control statement or the DLBL statement for the affected file. Make corrections as necessary and rerun the job.

**Operator Response:** None.

---

**8F48I NV PARAMETER NOT SPECIFIED FOR PARTIAL VOLUME COPY**

**Explanation:** Partial volume copy was requested, but the NV specification (to supply a volume-ID for the target disk, which is different from the volume-ID of the source disk) was omitted.

**System Action:** The program issues message 8F50D.

**Programmer Response:** If the job is canceled, verify that the correct volume was mounted. If a wrong one was mounted, rerun the job after having made sure that the correct volume is available to the program. Check your specifications in the utility control statement; make corrections, if necessary, and rerun the job.

**Operator Response:** None.

---

**8F49I NEW VOLUME ID FOR TARGET DISK EQUAL TO VOLUME ID OF SOURCE DISK FOR PARTIAL VOLUME COPY**

**Explanation:** The volume-ID specified for the target volume is the same as that of the source volume. For partial volume copy, the volume-IDs must be different.

**System Action:** The program issues message 8F50D.

**Programmer Response:** If the job was canceled, verify that the correct volumes were mounted. If a wrong volume was mounted, rerun the job after having ensured that the correct one is mounted; else, correct your specifications as necessary and rerun the job.

**Operator Response:** None.

---

**8F50D ENTER NEW VOLUME ID NNNNNN OR CANCEL**

**Explanation:** Message 8F48I or message 8F49I was issued.

**System Action:** The system (partition) waits for the operator response.

**Programmer Response:** None.

**Operator Response:** Either of the following:

- Check that the correct volumes are mounted. If a wrong volume is mounted, then: replace it by the correct one and enter a new volume-ID. This causes the system to continue processing.
  - Enter CANCEL to have the system cancel the job.
- 

**8F52I DA FILE WITHOUT RELATIVE ADDRESSING CANNOT BE RELOCATED**

**Explanation:** Reorganization was requested for a direct access file. The message indicates that data might become inaccessible if the requested function were processed.

**System Action:** The system issues message 8F54D.

**Programmer Response:** None.

**Operator Response:** None.

---

---

**8F53I**            **ISAM FILE CANNOT BE RELOCATED**  
**Explanation:** Reorganization was requested for an ISAM file, which is not permitted.  
**System Action:** The utility control statement is not executed.  
**Programmer Response:** None.  
**Operator Response:** None.

---

**8F54D**            **ENTER PROCEED IF DA FILE HAS  
RELATIVE ADDRESSING; ELSE ENTER  
CANCEL**  
**Explanation:** Message 8F52I was issued.  
**System Action:** The system waits for an operator response.  
**Programmer Response:** None.  
**Operator Response:** If the direct access file has relative track addressing, enter PROCEED; otherwise enter CANCEL.

---

**8F55I**            **DUMPED VOLUME = *valid* FOR MORE  
INFORMATION SEE MESSAGE 8F56I**  
**Explanation:** This is the first of two messages displayed by Fast Copy. 8F56I gives you more information about the dumped data.  
**Programmer Response:** See message 8F56I.  
**Operator Response:** None.

---

**8F56I**            **DATE = *mm/dd/yy*. DEVICE = *type*.  
CAPACITY = *capacity*.**  
**Explanation:** This is the second of two dump information messages. If the device type is not recognized, then **DEVICE = \*\*\*\*\***. These two messages are issued at restore time and provide information about the dumped data. When the dumped device was a VM FBA MINIDASD, the displayed device-capacity value is rounded down to the next lower (FBA-disk internal) cylinder boundary. This may result in the job being canceled with message 8F08I when restoring this dump to a MINIDASD with a capacity as displayed (or even more but less than the originally dumped data). To avoid this failure define a capacity equal to the displayed number of blocks plus the number of blocks that represent an internal cylinder. For the number of blocks per internal cylinder, see the max-CA values for FBA devices in the manual *VSE/VSAM User's Guide and Application Programming*.  
**Programmer Response:** Record the displayed dump information, including the volume ID displayed by message 8F55I.  
**Operator Response:** None.

---

**8F59I**            **LOGICAL UNIT SPECIFIED FOR  
INPUT/OUTPUT FILE MUST NOT BE  
SYSRES**  
**Explanation:** SYSRES was specified as input or output file.  
**System Action:** The utility control statement is not executed.  
**Programmer Response:** Rerun the job with the correct programmer logical units assigned to the devices that are to be accessed by the program.  
**Operator Response:** None.

---

**8F60I**            **MULTI-BUFFERING WILL RUN WITH *nn*  
BUFFERS**  
**Explanation:** The fast-copy utility being executed has finished allocating I/O buffers within the available storage.

**System Action:** Processing continues.  
**Programmer Response:** None.  
**Operator Response:** None.

---

**8F98I**            **REORGANIZATION FOR A SYSTEM FILE**  
**Explanation:** Completion of the job as requested involves reorganization of a critical system file, which normally should not be done by using the Fast Copy Data Set utility.  
**System Action:** The program issues message 8F99D.  
**Programmer Response:** None.  
**Operator Response:** None.

---

**8F99D**            **ENTER PROCEED OR CANCEL**  
**Explanation:** Message 8F98I was issued to indicate that processing the current job involves the reorganization of a system file. Normally, this is not done by using the Fast Copy Data Set utility.  
**System Action:** The system waits for an operator response.  
**Programmer Response:** None.  
**Operator Response:** Ensure that the correct file identifier was used and enter:

- CANCEL to have the system cancel the job if a wrong file identifier was specified or if you cannot verify the identifier. Report this message and message 8F98 to your programmer.
- PROCEED to have the Fast Copy Data Set utility reorganize the affected system file.

---

**8FA0I**            **AFTER FASTCOPY PROCESS, RESTORE  
YOUR VSAM DATA FROM YOUR VSAM  
BACKUP**  
**Explanation:** The capacity of target and source disk differ. If VSAM data are copied/restored by FASTCOPY, then for VSAM consistency, the user has to restore his VSAM data from his VSAM backup.  
**System Action:** FASTCOPY continues processing.  
**Programmer Response:** None.  
**User Response:** None.

---

**8FA2I**            **TRIED FLASHCOPY NOT AVAILABLE  
(RC=*nn*). PROCESSING WILL CONTINUE**  
**Explanation:** Message informs that copy with FLASHCOPY failed. FASTCOPY will always attempt to use FLASHCOPY first, if that fails, processing continues with other channel programs. RC meaning

- RC=04 - invalid VOLID
- RC=08 - volume does not exist
- RC=12 - source/target volume is an invalid device
- RC=20 - IXFP/SNAPSHOT not available
- RC=64 - IXFP/SNAPSHOT not supported by device
- RC=XX - IXFP/SNAPSHOT invalid return code

**System Action:** Processing continues. EOJ Return Code not affected by this message.  
**Programmer Response:** None.  
**User Response:** None.

## 8Mxx=Copy File and Maintain Object Module Messages

---

### 8M111 OBJMAINT CANCELED DUE TO CONTROL STMT ERROR

**Explanation:** The currently processed control statement does not conform to the required format.

**System Action:** The job is canceled.

**Programmer Response:** Correct the control statement and rerun the job.

**Operator Response:** None.

---

### 8M121 NO CONTROL STMT PRESENT - LIST ASSUMED

**Explanation:** Before it has read the first control statement, OBJMAINT found end of file.

**System Action:** Processing continues. The program lists the file on the device assigned to SYS004, using the default control settings for the LIST functions. There is no output to SYS005.

**Programmer Response:** None.

**Operator Response:** None.

---

### 8M131 INPUT IS NOT A MULTIPLE OF 80 OR 81, OR IS GREATER THAN 6400 BYTES. 1ST 80 BYTES OF 1ST BLOCK FOLLOW

*This message is followed by 80-bytes-of-data*

**Explanation:** The length of logical records for output to SYS004 is not an integer multiple of 80 or 81 bytes, or is greater than 6400 bytes.

**System Action:** The job is canceled.

**Programmer Response:** Verify that the correct volume is mounted; check that the correct file is being used and the assignments are correct. Make corrections as necessary and rerun the job.

**Operator Response:** None.

---

### 8M141 UNIDENTIFIED PARAMETER

**Explanation:** A keyword or specification of the currently processed control statement is invalid.

**System Action:** If the control statement is ./ LIST, processing continues; otherwise, the job is canceled.

**Programmer Response:** Correct the error and rerun the job.

**Operator Response:** None.

---

### 8M161 REP FUNCTION NOT ALLOWED WITH CARD INPUT

**Explanation:** A ./ REP control statement has been read and SYS004 data is on a card input device. Since the control statements and the input data are both input from the same device, OBJMAINT is unable to insert the REP statements.

**System Action:** OBJMAINT is terminated.

**Programmer Response:** Insert user REP statements by hand.

**Operator Response:** None.

---

### 8M171 SELECT TABLE FULL. JOB *jobname* CANNOT BE PROCESSED

**Explanation:** More than 120 job names, the permissible maximum, have been submitted for the select function.

**System Action:** The named job is ignored and processing continues.

**Programmer Response:** Consider using the EXCLUDE function or select your desired jobs in multiple executions. Resubmit, beginning with first job not processed.

**Operator Response:** None.

---

### 8M181 EXCLUDE TABLE FULL. JOB *jobname* CANNOT BE PROCESSED

**Explanation:** More than 120 job names have been submitted for the EXCLUDE function. 120 job names is the maximum size of the exclude table.

**System Action:** The job name is ignored and processing continues.

**Programmer Response:** Consider using the select function or exclude your desired jobs in multiple executions. Resubmit, beginning with first job not processed.

**Operator Response:** None.

---

### 8M191 USER EXIT *phasename* LOADED AT *address*

**Explanation:** A ./ EXIT control statement has been processed and the phase has been successfully loaded into the user exit area of OBJMAINT. The load address of the exit is given for debugging purposes.

**System Action:** Processing continues.

**Programmer Response:** None.

**Operator Response:** None.

---

### 8M211 SEQUENCE ERROR HAS OCCURRED SCANNING FOR MOD - *modulename* CSECT - *csectname*

**Explanation:** Having located an object module for an EXPAND or REP function, the program found a CATALR statement preceding the END statement. This is an error in the sequence of data on the SYS004 data set.

**System Action:** The REP or EXPAND function is reset and the next control statement is read.

**Programmer Response:** Verify that the correct input data is on SYS004.

**Operator Response:** None.

---

### 8M221 INVALID REP STMT FORMAT

**Explanation:** The syntax of the user REP statement is not correct. OBJMAINT checks that there are blanks in columns 5, 6, and 13. This condition will cause errors in a subsequent linkage editor run.

**System Action:** An end-of-file indication (/\*) is written at the beginning of the SYS005 output file, and the job is canceled.

**Programmer Response:** Correct the error and rerun the job.

**Operator Response:** None.

---

### 8M231 STATEMENT OUT OF SEQUENCE

**Explanation:** While performing a REP function, OBJMAINT found the target object module and attempted to read a REP statement from SYSIPT. The statement found was neither a user REP statement nor a ./ control statement.

**System Action:** Processing continues.

**Programmer Response:** Review the SYSLST output; if necessary, correct the sequence of control statements and resubmit the job.

**Operator Response:** None.

---

### 8M301 UNREP TABLE FULL - STMT IGNORED

**Explanation:** The current UNREP control statement has exceeded the capacity of the UNREP table, which is 50 entries.

**System Action:** The control statement is ignored and processing continues.

**Programmer Response:** Attempt to consolidate your UNREP statements by removing all user REP statements per object module or accomplish your UNREP need with multiple

executions of OBJMAINT. Resubmit, beginning with the job being processed when the message appeared.

**Operator Response:** None.

---

**8M31I UNIDENTIFIED KEYWORD ON ./ CONTROL STMT**

**Explanation:** OBJMAINT found an invalid keyword in the currently processed control statement.

**System Action:** If the control statement is ./ LIST, processing continues; otherwise, the job is canceled.

**Programmer Response:** Correct the control statement in error and rerun the job, if necessary.

**Operator Response:** None.

---

**8M32I DUPLICATE UNREP ENTRY - STMT IGNORED**

**Explanation:** An UNREP entry with the same operands has previously been processed.

**System Action:** The statement is ignored and processing continues.

**Programmer Response:** Verify that correct action was taken.

**Operator Response:** None.

---

**8M33I NAME OR OPERAND LENGTH ERROR**

**Explanation:** Either the length of an operand exceeds eight characters or the syntax of an operand is in error.

**System Action:** The job is canceled.

**Programmer Response:** Correct the error and rerun the job.

**Operator Response:** None.

---

**8M34I SD AND LENGTH ARE REQUIRED OPERANDS FOR EXPAND**

**Explanation:** When an expand function is requested, it is essential that the SD be identified and the length be given. One or both are missing from the current control statement.

**System Action:** The job is canceled.

**Programmer Response:** Correct the control statement in error and rerun the job.

**Operator Response:** None.

---

**8M35I SELECT AND EXCLUDE ARE MUTUALLY EXCLUSIVE CONTROL STMTS - STMT IGNORED**

**Explanation:** An EXCLUDE control statement has been encountered after a SELECT control statement has been processed or, a SELECT control statement has been encountered after an EXCLUDE control statement has been processed. These two control statements cannot be combined in the same step.

**System Action:** Either the EXCLUDE or the SELECT control statement is ignored and processing continues.

**Programmer Response:** Remove this combination of SELECT and EXCLUDE in the same step. Rerun the job, if necessary.

**Operator Response:** None.

---

**8M39I ERROR \*\*\* ERROR \*\*\* ERROR \*\*\* ERROR \*\*\* ERROR**

**Explanation:** This message follows other error messages; it draws your attention to the unusual condition found by OBJMAINT.

**System Action:** See the explanation to the message that precedes this message on SYSLSST.

**Programmer Response:** Correct errors as necessary and, if required, rerun the job.

**Operator Response:** None.

---

**8M41I SYS004 NOT ASSIGNED**

**Explanation:** Input to OBJMAINT is always from logical unit SYS004. However, SYS004 is not assigned.

**System Action:** The job is canceled.

**Programmer Response:** None.

**Operator Response:** Assign SYS004 and rerun the job.

---

**8M42I SYS004 NOT A VALID DEVICE TYPE**

**Explanation:** SYS004 is assigned to a device not supported by OBJMAINT. Valid devices are all VSE/Advanced Functions supported input devices of the classes listed below:

Card  
Disk  
Diskette  
Magnetic tape

**System Action:** The job is canceled.

**Programmer Response:** Correct your assignment and rerun the job.

**Operator Response:** None.

---

**8M43I SYS004 IS A LABELED TAPE - VOL=*volume-id*.**

**Explanation:** Input is from tape, and the mounted tape volume has standard labels. The volume identifier is listed for information only.

**System Action:** OBJMAINT spaces over the labels and continues processing.

**Programmer Response:** None.

**Operator Response:** None.

---

**8M44I INPUT TAPE FILENAME IS *filename***

**Explanation:** The input file on tape has standard labels. The file name is listed for information only.

**System Action:** Processing continues.

**Programmer Response:** None.

**Operator Response:** None.

---

**8M45I SYS004 IS *cuu - devicetype - BLKSIZE IS mmmn - RECSIZE IS nn***

**Explanation:** This message describes the characteristics of the input file.

In the message, the values for the block size and the record size are given as decimal numbers.

**System Action:** Processing continues.

**Programmer Response:** None.

**Operator Response:** None.

---

**8M46D MULTI-VOLUME INPUT. IS THIS END-OF-FILE? YES OR NO**

**Explanation:** A ./ ACTION control statement indicating multivolume tape input was submitted and either an end-of-volume or an end-of-file condition exists.

**System Action:** The system waits for an operator response.

**Programmer Response:** None.

**Operator Response:** Reply YES if end-of-file; reply NO if only end-of-volume.

If concatenated output files were requested via the FILES=*nnn* operand of the ./ ACTION statement, a reply of YES means end of input to the concatenated output file and of OBJMAINT processing any subsequent files on the tape as separate output files (if the FILES=*nnn* value was not



reached). Without concatenated files, YES causes the next file on the tape to be processed.

If you reply NO, OBJMAINT assumes that the last file read is continued on the next volume and switches to the alternate tape.

---

**8M51I           SYS005 NOT ASSIGNED**

**Explanation:** Output is always on logical unit SYS005.

However, SYS005 is not assigned.

**System Action:** The job is canceled.

**Programmer Response:** None.

**Operator Response:** Assign SYS005 and rerun the job.

---

**8M52I           SYS005 NOT A VALID DEVICE TYPE**

**Explanation:** SYS005 is assigned to a device not supported by OBJMAINT. Valid devices are all VSE/Advanced Functions supported output devices of the classes listed below:

- Card
- Disk
- Diskette
- Magnetic tape

**System Action:** The job is canceled.

**Programmer Response:** None.

**Operator Response:** Change the assignment for SYS005 and rerun the job.

---

**8M55I           SYS005 IS *cuu* - *devicetype* - BLKSIZE IS *mmm*  
- RECSIZE IS *nn***

**Explanation:** This message describes the characteristics of the output file. In the message, the values for the block size and the record size are given as decimal numbers.

**System Action:** Processing continues.

**Programmer Response:** None.

**Operator Response:** None.

---

**8M56I           BLKSIZE IS NOT A MULTIPLE OF 80.  
BLKSIZE SET TO *X'mmm'***

**Explanation:** A ./ BLOCK control statement has been processed and the given block size is not an integer multiple of 80 bytes.

**System Action:** The block size is set to the next lower integer multiple of 80 as indicated in the message by the value *X'nnnn'*. Processing continues.

**Programmer Response:** None.

**Operator Response:** None.

---

**8M72I           ORIGINAL ESD**

**Explanation:** An EXPAND function was requested for the module currently being processed, and the affected ESD statement is listed here prior to update.

**System Action:** Processing continues.

**Programmer Response:** None.

**Operator Response:** None.

---

**8M73I           UPDATED ESD**

**Explanation:** An EXPAND function was requested for the module currently being processed, and the affected ESD statement is listed here after the changes have been made as per the ./ EXPAND control statement.

**System Action:** Processing continues.

**Programmer Response:** None.

**Operator Response:** None.

---

**8M74I           EXPAND FUNCTION RESULTED IN  
TRUNCATION OF MODULE**

**Explanation:** An EXPAND function was requested for the module currently being processed and a truncation of the current length has been indicated.

**System Action:** Processing continues.

**Programmer Response:** OBJMAINT processes the condition, but the user should be aware that a linkage editor message could result if there are TXT and RLD statements with addresses beyond the new length of the module. Check module output.

**Operator Response:** None.

---

**8M75I           ADDED TXT**

**Explanation:** An EXPAND function was requested for the module currently being processed and the INITIMG operand was coded on the // EXPAND control statement.

**System Action:** Processing continues.

**Programmer Response:** None.

**Operator Response:** None.

---

**8M76I           ADDED REP**

**Explanation:** The REP function was requested for the module currently being processed and the user REP statement listed has been added to the object module.

**System Action:** Processing continues.

**Programmer Response:** None.

**Operator Response:** None.

---

**8M78I           REP STMT DELETED**

**Explanation:** An UNREP control statement was submitted for the REP statement listed and it has been removed from the object module.

**System Action:** Processing continues.

**Programmer Response:** None.

**Operator Response:** None.

---

**8M80I           TOTAL STMTS IN JOB - *number***

**Explanation:** The input file contains VSE/Advanced Functions, OS/VS, or Maintain System History jobs. The total number of statements in each job is accumulated and listed at each job boundary.

**System Action:** None.

**Programmer Response:** None.

**Operator Response:** None.

---

**8M81I           OBJMAINT STATISTICS SYS004=*number*,  
SYS005=*number*, SYSLST=*number***

**Explanation:** This message identifies the number of records read from SYS004, the number of records written to SYS005, and the number of lines written to SYSLST.

When this message is written to SYSLST, it displays totals for a full file or OBJMAINT step. When written to the console, it displays file totals if the message occurs at end-of-step; if the message does not occur at end-of-step, it represents the accumulation of data at the occurrence of an external interrupt for the partition in which OBJMAINT is executing. The values are in decimal.

When multiple input files are being processed, the SYS004 count represents all records in the file currently being processed, and the SYS005 and SYSLST counts represent data accumulated for the entire step.

**System Action:** None.  
**Programmer Response:** None.  
**Operator Response:** None.

**8M82I            OBJMAINT USER EXIT DELETED=*number*,  
                     ADDS=*number***

**Explanation:** This message is written to SYSLST and the console at end-of-step if a user exit is active and at least one record has been added to or deleted from the SYS005 file. It may also be written at the occurrence of an operator-initiated external interrupt to the partition.

**System Action:** Processing continues.  
**Programmer Response:** None.  
**Operator Response:** None.

**8M83I            THESE JOBS SELECTED BY SELECT  
                     FUNCTION**

**Explanation:** As requested by the SELECT function the listed jobs were found and included in the SYS005 output file.

**System Action:** Processing continues.  
**Programmer Response:** None.  
**Operator Response:** None.

**8M84I            THESE JOBS EXCLUDED BY EXCLUDE  
                     FUNCTION**

**Explanation:** As requested by the EXCLUDE function the listed jobs were found and excluded from the SYS005 output file.

**System Action:** Processing continues.  
**Programmer Response:** None.  
**Operator Response:** None.

**8M85I            THESE JOBS WERE NOT FOUND**

**Explanation:** The listed jobs were named in either an EXCLUDE or a SELECT statement but were not found in the input file.

**System Action:** Processing continues.  
**Programmer Response:** Verify that the correct SYS004 input file was processed or that tape positioning was correct.  
**Operator Response:** None.

**8M86I            THE FOLLOWING UNREP CONTROL  
                     STMTS WERE NOT PROCESSED**

**Explanation:** The listed UNREP control statements were submitted but the associated REP statements were not found in the input file.

**System Action:** Processing continues.  
**Programmer Response:** Review input data and control statements to determine cause of error.  
**Operator Response:** None.

**8M87I            OBJMAINT CURRENT JOB NAME IS  
                     *jobname***

**Explanation:** If the input to OBJMAINT consists of VSE/Advanced Functions, OS/VSE, or Maintain System History jobs, each job name is saved as it is encountered, then listed in this message on the console at the occurrence of an operator-initiated external interrupt.

**System Action:** Processing continues.  
**Programmer Response:** None.  
**Operator Response:** None.

**8M88I            LISTING OF SYS004 DATA SUPPRESSED  
                     BY LIMIT**

**Explanation:** A ./ LIST control statement with PARM=LIMIT was processed, and the listing of the input file is being suppressed because no control-type statement was found within the last ten data statements. Control-type statements are:

- A statement with a / in column 1.
- A statement with a 12-2-9 punch (X'02') in column 1.
- A statement with ./ in the first two columns.
- A statement with ++ in columns 1 and 2.
- CATALS, CATALP, CATALR, and UPDATE statements.

**System Action:** Processing continues.  
**Programmer Response:** None.  
**Operator Response:** None.

**8M89I            UNPRINTABLE STATEMENTS  
                     SUPPRESSED**

**Explanation:** The input file contains a statement with 15 or more unprintable characters, and is not listed.

**System Action:** Processing continues.  
**Programmer Response:** None. However, unprintable statements can be listed by using the ./ LIST control statement with PARM=BINARY or PARM=80/80. Rerun the job if there is a need for a list of unprintable statements.  
**Operator Response:** None.

**8M91I            STMT NOT PROCESSED**

**Explanation:** Either of the following:

1. OBJMAINT terminated before it reached end-of-file, and all statements not yet processed are flagged with this message.
2. A REP or EXPAND function was requested, but OBJMAINT was not able to find the named object module in the input file. OBJMAINT flags all subsequent control statements with this message.

**System Action:** Termination processing by OBJMAINT continues.  
**Programmer Response:** Check your listing for other error messages and make corrections accordingly. Rerun the job, if necessary.  
**Operator Response:** None.

## 8Vxx=VTOC Display Messages

---

### 8V91I NO FORMAT 4 LABEL FOUND - JOB CANCELED

**Explanation:** The system's VTOC handler found that the accessed volume has been initialized incorrectly or not at all.  
**System Action:** The job is canceled.

**Programmer Response:** Assign another disk volume or initialize the affected one by running the INIT function of the Device Support Facilities program. Rerun the job.

If the problem recurs, contact IBM for a search of its known-problems data base. For error information to be collected and held available, see *z/VSE Guide for Solving Problems*.

**Operator Response:** None.

---

### 8V92I NO VOLUME 1 LABEL FOUND - JOB CANCELED

**Explanation:** The system's VTOC handler found that the accessed disk volume has no VOL1 label.

**System Action:** The job is canceled.

**Programmer Response:** Verify that the correct volume was mounted (or made accessible). If the correct volume was not online, rerun the job with the correct volume mounted. If the correct volume was online, initialize the disk volume using the INIT function of the Device Support Facilities program; then rerun the job.

If the problem recurs, contact IBM for a search of its known-problems data base. For error information to be collected and held available, see *z/VSE Guide for Solving Problems*.

**Operator Response:** None.

---

### 8V93I INVALID VTOC ADDR FOUND - JOB CANCELED

**Explanation:** The system's VTOC handler, while performing a VTOC-read request, was passed an address outside the VTOC extent. Another cause may be a mismatch between the VTOC address in the VOL1 label and the address used by the VTOC handler (an address which the VTOC handler extracted from the system's supervisor).

**System Action:** The job is canceled.

**Programmer Response:** Either of the following:

- Rerun the job with another volume assigned.
- Reinitialize the affected volume by running the INIT function of the Device Support Facilities program; then rerun the job.

If the problem recurs, contact IBM for a search of its known-problems data base. For error information to be collected and held available, see *z/VSE Guide for Solving Problems*.

**Operator Response:** None.

---

### 8V95I NOT A VALID LABEL FORMAT

**Explanation:** One of the following:

- After having processed the format-4 label, the system found none of the following:
  - A label of format-1 through -3
  - A label of format-5 or -6
  - X'00' indicating an empty record in the VTOC
- The format-1 label points to a label other than format-2 or -3.

**System Action:** Processing continues.

**Programmer Response:** Restore your latest backup of the volume. Resubmit any jobs that may have been canceled as a result of this error condition.

**Operator Response:** None.

---

### 8V96D SHOULD DATA SECURED FILES BE LISTED? REPLY YES OR NO

**Explanation:** A format-1 label describing a data secured file has been read by the VTOC display utility program.

**System Action:** The system waits for an operator response.

**Programmer Response:** None at this time. If, on first occurrence of the message, the operator replied with NO and you need a listing of secured files, have your location's security administrator instruct the operator to reply YES when you rerun the utility.

**Operator Response:** Either of the following:

- Reply YES if you are instructed to do so by your security administrator; this causes the system to list all secured files along with the rest of the information contained in the VTOC.
- Reply NO if there are no instructions from your security administrator; this causes the system to list only non-secured files along with the information in the VTOC.

---

### 8V97I VTOC OPEN ERROR *nnn* — JOB CANCELED

**Explanation:** Open processing by the system's VTOC handler failed. For an explanation of the displayed code (*nnn*), see "Common VTOC Handler (CVH) Return Codes" on page 765.

**System Action:** The job is canceled.

**Programmer Response:** Refer to the description of the displayed error code and take appropriate corrective action.

**Operator Response:** None.

---

### 8V98I SORTED OUTPUT SUPPRESSED DUE TO INSUFFICIENT SORTING SPACE

**Explanation:** The partition is too small for the system to allocate table space required for sorting.

**System Action:** Processing continues, but sorted output and a table of free space on the volume cannot be provided.

**Programmer Response:** If there is a need for sorted output or for a table of free space, rerun the job in a larger partition.

**Operator Response:** None.

---

### 8V99I I/O ERROR READING THE VTOC - JOB CANCELED

**Explanation:** Reading of labels stored in the VTOC failed because of an I/O error.

**System Action:** The job is canceled.

**Programmer Response:** Have the affected disk volume analyzed by running the INSPECT function of the Device Support Facilities program. If any data should have become inaccessible, you may have to rebuild that data by restoring it to the volume from your latest backup on tape. Rerun the job when the data is accessible again.

**Operator Response:** None.

---

### 8V9AI NUMBER OF EXTENTS EXCEEDS UTILITY LIMIT. FREE SPACE MAP SUPPRESSED

**Explanation:** The number of extents exceeds the utility limit of 999 extents. No listing of free space on volume is done.

Displayed on the console and also in the LVTOC list output.  
**System Action:** Utility continues.

**Programmer Response:** None  
**User Response:** None

---

## 8Xxx=Common Utility Messages

---

### 8X01D INCORRECT REPLY, RETRY

**Explanation:** The operator's reply to a previously displayed message is invalid.

**System Action:** The system waits for an operator response.

**Programmer Response:** None.

**Operator Response:** Give a correct reply to the affected message by selecting one of the possible choices. Enter a question mark (?) if you want to have the message displayed once more before you retry your reply.

---

### 8X02I CONTROL STATEMENT MISSING

**Explanation:** The utility attempted to read a control statement from SYSIPT and found an end-of-file condition.

**System Action:** The job is canceled.

**Programmer Response:** Provide the missing control statement(s) and rerun the job.

**Operator Response:** None.

---

### 8X03I CONTINUATION LINE MISSING

**Explanation:** A control statement line contains a continuation indicator, but no statement-continuation line follows.

**System Action:** The system cancels the job.

**Programmer Response:** Rerun the job with the missing continuation line properly included in your set of control statements.

**Operator Response:** None.

---

### 8X04I INVALID PARAMETER

**Explanation:** While checking a control statement line, the program found a character string which is neither a valid specification nor the continuation indication (hyphen). The position where the error was detected is indicated by an asterisk under the logged control statement.

**System Action:** The system cancels the job.

**Programmer Response:** Correct the control statement and rerun the job.

**Operator Response:** None.

---

### 8X05I DUPLICATE PARAMETER

**Explanation:** In the control statement being checked, a valid keyword occurs twice. The position where the error was detected is indicated by an asterisk under the logged control statement.

**System Action:** The system cancels the job.

**Programmer Response:** Correct the control statement and rerun the job.

**Operator Response:** None.

---

### 8X06I MANDATORY PARAMETER MISSING

**Explanation:** A mandatory operand specification is missing in the control statement being checked. The position where the error was detected is indicated by an asterisk under the logged control statement.

**System Action:** The system cancels the job.

**Programmer Response:** Correct the control statement and rerun the job.

**Operator Response:** None.

---

### 8X07I CONFLICTING PARAMETERS

**Explanation:** In the control statement being checked, the program found specifications that do not match (for example, specifications requesting actions that exclude each other). The position where the error was detected may be indicated by an asterisk under the logged control statement.

**System Action:** The system cancels the job.

**Programmer Response:** Correct the control statement and rerun the job.

**Operator Response:** None.

---

### 8X08I SYNTAX ERROR IN CONTROL STATEMENT

**Explanation:** The control statement being checked contains an error such as a misspelled keyword or specification. The position where the error was detected may be indicated by an asterisk under the listed control statement.

**System Action:** The job is canceled.

**Programmer Response:** Correct the control statement and rerun the job.

**Operator Response:** None.

---

### 8X10I PARTITION TOO SMALL

**Explanation:** Either the partition in which the program is to be executed is too small or too small a value was specified for SIZE in the EXEC statement invoking the program.

**System Action:** The job is canceled.

**Programmer Response:** Rerun the job either with a larger value specified for SIZE or in a larger partition, whichever applies or is appropriate.

**Operator Response:** None.

---

### 8X11I JOB PROCESSING FAILURE (x)

**Explanation:** In the message, x is an error indicator and may be one of the following:

A = Extent adding failure — Possibly, too many extents have been added in previous job steps.

D = Extent deletion failure.

**System Action:** The system cancels the job.

**Programmer Response:** If x = A, try to reduce the number of extents that have to be added and rerun the job. If x = D or if the problem persists, contact IBM for a search of its known-problems data base. For error information to be collected and held available, see *z/VSE Guide for Solving Problems*.

**Operator Response:** None.

---

### 8X12I FIXING OF I/O STORAGE FAILED

**Explanation:** There was not enough processor storage allocated to the partition to allow all of the I/O-related storage areas to be fixed.

**System Action:** The program continues processing, possibly slower than usual.

**Programmer Response:** If performance under the current conditions is unsatisfactory, ensure that enough processor storage is allocated for the next execution of the utility.

**Operator Response:** None.



---

**8X20A UNIT=*cuu* DEVICE NOT READY**

**Explanation:** The device at the indicated address is not ready.

**System Action:** The system waits for an operator response.

**Programmer Response:** If the job is canceled, rerun it and ensure that the required devices are ready.

**Operator Response:** Either of the following:

- Ready the device and press END/ENTER to have the system continue processing, or
  - If you cannot ready the device, reply CANCEL to have the system cancel the job.
- 

**8X21I UNIT=*cuu*, MODVCE FAILED *nn***

**Explanation:** A MODVCE issued by the program for the indicated device failed. In the message, the code *nn* gives an indication of the cause for the message; *nn* may be:

- 12 = The device is not ready  
 24 = The device is not operational.

Any other code indicates a program error.

**System Action:** The job is canceled.

**Programmer Response:** Rerun the job and ensure that the device to be used by the program is operational and ready. If the problem recurs, contact IBM for a search of its known-problems data base. For error information to be collected and held available, see *z/VSE Guide for Solving Problems*.

**Operator Response:** None.

---

**8X22I UNIT=*cuu* DEVICE NOT OPERATIONAL**

**Explanation:** Self-explanatory.

**System Action:** The system cancels the job.

**Programmer Response:** Rerun the job and ensure that the device to be used by the program is operational and ready.

**Operator Response:** None.

---

**8X25D WRONG TAPE ON *cuu*, REPLY NEWTAP OR CANCEL**

**Explanation:** The tape mounted on drive *cuu* does not have the contents expected by the processing program. Possibly, a wrong volume has been mounted.

**System Action:** The system (partition) waits for an operator response.

**Programmer Response:** If the job was canceled, rerun it and ensure that the correct tape volume is mounted on the drive that is to be used by the program.

**Operator Response:** Either of the following:

- Mount the correct tape volume on the indicated drive and enter NEWTAP; this causes the program to continue processing.
  - Enter CANCEL to have the system cancel the job. Report this message to your programmer.
- 

**8X30I SYSxxx NOT ASSIGNED**

**Explanation:** The currently processing utility requires the indicated logical unit to be assigned, but the logical unit either is not assigned or is assigned UA (unassigned).

**System Action:** The job is canceled.

**Programmer Response:** Provide the correct assignment and rerun the job.

**Operator Response:** None.

---

**8X31I SYS000 NOT ASSIGNED TO FBA**

**Explanation:** Assignment of SYS000 was not to an FBA device as is expected by the currently processing utility.

**System Action:** The job is canceled.

**Programmer Response:** Provide a correct assignment for SYS000 and rerun the job.

**Operator Response:** None.

---

**8X32I SYSxxx ASSIGNED IGNORE**

**Explanation:** A logical-unit assignment to IGNORE is not supported by utility programs.

**System Action:** The job is canceled.

**Programmer Response:** Rerun the job with correct assignment.

**Operator Response:** None.

---

**8X33I {SYSxxx | *cuu*} NOT ASSIGNED TO A DASD**

**Explanation:** The indicated logical unit is assigned to a device other than disk or, if the message displays a device address, the device at this address is not a disk drive.

**System Action:** The job is canceled.

**Programmer Response:** Provide the correct assignment and rerun the job.

**Operator Response:** None.

---

**8X42D UNIT=*cuu* VOLID=*volume-id*. EQUAL FILE-ID IN VTOC *file-id***

**Explanation:** The 44-character file identifier exists already in the format-1 label of an unexpired or a data secured file. The message displays the volume-ID of the affected volume and the address of the drive on which the volume is mounted.

**System Action:** The system (program) waits for the operator response.

**Programmer Response:** If the job is canceled, rerun the job and either provide a new, non-conflicting file-ID or instruct your operator to respond to the message by entering DELETE when this message occurs again.

**Operator Response:** One of the following:

- Enter CANCEL to have the system cancel the job. Report this message to your programmer.
  - Enter DELETE to have the system delete the existing file with the identical file-ID.
  - Enter NEWNAME to have the system prompt you for a new name that is to be used by the utility instead of the originally specified name.
- 

**8X43A ENTER OTHER FILE-ID FOR NEW FILE**

**Explanation:** The operator replied NEWNAME to message 8X42D.

**System Action:** The system (program) waits for the operator response.

**Programmer Response:** None.

**Operator Response:** Enter a valid file-ID to be used instead of the original one that caused the conflict.

---

**8X44I UNIT=*cuu* VOLID=*volume-id*. VTOC FULL**

**Explanation:** No space is available in the VTOC of the indicated disk volume to add the label(s) for the file to be created.

**System Action:** The job is canceled.

**Programmer Response:** Choose a different disk volume for creation of the file and rerun the job.

**Operator Response:** None.

---

---

**8X45D**      **UNIT=*cuu* VOLID=*volume-id* OVERLAP ON UNEXPIRED FILE *file-id***

**Explanation:** An extent of the file being created would overlap one or more extents of an unexpired file. The message displays the affected volume and the file identifier of the file that would be overlapped.

**System Action:** The system (program) waits for an operator response.

**Programmer Response:** If the job was canceled, then either

- Rerun it with new, non-conflicting extent(s) specified for the file to be created, or
- Rerun it using a different volume for creating the file.

Check your new extent definitions with the latest available LVTOC output for the affected volume.

**Operator Response:** One of the following:

- Enter CANCEL to have the system cancel the job.
- Enter DELETE to have the system delete the file whose identifier is displayed in the message.

---

**8X46t**      **UNIT=*cuu* VOLID=*volume-id*. OVERLAP ON SECURED FILE *file-id***

**Explanation:** An extent of the file to be created on the indicated disk volume would overlap one or more extents of the secured file whose file identifier is displayed in the message.

**System Action:** For type code I — The job is canceled. For type code D — The system waits for an operator response.

**Programmer Response:** If the job was canceled, either choose a different disk for creating the file or supply non-conflicting extent specifications. Rerun the job.

You may, in accordance with your location's procedures, rerun the job and have your security administrator instruct the operator to reply DELETE to this message when the message occurs again. **However:** a response of DELETE causes the system to delete the file whose identifier is displayed in the message. If, for example, this identifier refers to an emulated disk extent, the response causes all of the files stored in the emulated extent to be deleted.

**Operator Response:** For type code I — None. For type code D — Either of the following:

- Enter CANCEL to have the system cancel the job. Report this message to your programmer.
- Enter DELETE if you are instructed to do so by your location's security administrator.

---

**8X47I**      **UNIT=*cuu* VOLID=*volume-id*. OVERLAP ON VTOC**

**Explanation:** An extent of the file to be created on the indicated disk volume would overlap the VTOC extent on this volume.

**System Action:** The job is canceled.

**Programmer Response:** One of the following:

- Rerun the job using a different disk volume for creating the file.
- Rerun the job with different extents specified for the file that is to be created. Check your new extent specifications with your latest available LVTOC output to ensure that no overlapping of extents occurs.
- Reinitialize the affected disk volume with the VTOC at a different address. To do so, use the INIT function of the Device Support Facilities program.

**Operator Response:** None.

---

**8X50I**      **UNIT=*cuu* VOLID=*volume-id*. *request-type* ERROR *nnn***

**Explanation:** A request for access to the VTOC failed. The message displays the affected volume and device. The return code (nnn) indicates the type of error that had occurred; for a listing and a short description of the codes, see "Common VTOC Handler (CVH) Return Codes" on page 765. For request-type, the utility displays one of the following:

```
OPEN VTOC
READ FMT1 LABEL
READ FMT3 LABEL
READ NEXT LABEL
READ BY ADDRESS
SCRATCH LABEL(S)
WRITE BY ADDRESS
WRITE ANYWHERE
```

**System Action:** The job is canceled.

**Programmer Response:** If the displayed return code indicates an irrecoverable I/O error, rerun the job. If the problem recurs, contact IBM for a search of its known-problems data base. For error information to be collected and held available, see *z/VSE Guide for Solving Problems*.

**Operator Response:** None.

---

**8X51I**      **UNIT=*cuu* VOL1 LABEL NOT FOUND**

**Explanation:** The volume on unit *cuu* has no valid volume-1 label.

**System Action:** The job is canceled.

**Programmer Response:** Perform the following, when appropriate:

- Verify that the correct volume was mounted and check the volume's contents.
- If a wrong volume was mounted, rerun the job after having ensured that the correct volume has been mounted.
- If the correct volume was mounted and it does not contain important data, then initialize the volume by running the INIT function of the Device Support Facilities program.
- Subsequently rerun the job.
- If the volume contains important data, either use DITTO for VSE and VM prior to volume initialization to recover as much of the data as possible or restore your latest backup (on tape) following the initialization run.

**Operator Response:** None.

---

**8X52D**      **UNIT=*cuu* VOL1 LABEL NOT FOUND**

**Explanation:** The volume on unit *cuu* has no valid volume-1 label.

**System Action:** The system waits for an operator response.

**Programmer Response:** Perform the following, as appropriate:

- If the job is canceled, verify that the correct volume was mounted and check the volume's contents.
- If a wrong volume was mounted, rerun the job after having ensured that the correct volume has been mounted.
- If the correct volume was mounted and it does not contain important data, then initialize the volume by running the INIT function of the Device Support Facilities program.
- Subsequently rerun the job.
- If the volume contains important data, either use DITTO for VSE and VM prior to volume initialization to recover as much of the data as possible or restore your latest backup (on tape) following the initialization run.

**Operator Response:** Either of the following:

- Enter CANCEL to have the system cancel the job.

- Enter PROCEED to have the system continue processing. Before you enter this response, ensure that there is no risk of destroying data. Continuation of processing might result in overwriting the entire volume without further warnings.

**8X53I UNIT=*cuu* VOL1 I/O ERROR**

**Explanation:** The volume on the indicated disk drive could not be read because an I/O error had occurred.

**System Action:** The job is canceled.

**Programmer Response:** Perform the following, as appropriate:

- Check the volume's contents.
- If the volume does not contain important data, initialize the volume by running the INIT function of the Device Support Facilities program.
- Subsequently rerun the job.
- If the volume contains important data, either use DITTO for VSE and VM prior to volume initialization to recover as much of the data as possible or restore your latest backup (on tape) following the initialization run.

**Operator Response:** None.

**8X54D UNIT=*cuu* VOL1 I/O ERROR**

**Explanation:** The volume on the indicated disk drive could not be read because an I/O error had occurred.

**System Action:** The system waits for an operator response.

**Programmer Response:** Perform the following, as appropriate:

- If the job is canceled, check the volume's contents.
- If the volume does not contain important data, initialize the volume by running the INIT function of the Device Support Facilities program.
- Subsequently rerun the job.
- If the volume contains important data, either use DITTO for VSE and VM prior to volume initialization to recover as much of the data as possible or restore your latest backup (on tape) following the initialization run.

**Operator Response:** Either of the following:

- Enter CANCEL to have the system cancel the job.
- Enter PROCEED to have the system continue processing. Before you enter this response, ensure that there is no risk of destroying data. Continuation of processing might result in overwriting the entire volume without further warnings.

**8X55I UNIT=*cuu* VOLID=*volume-id*. F4 LABEL NOT FOUND**

**Explanation:** There is no valid VTOC format-4 label on the volume.

**System Action:** The job is canceled.

**Programmer Response:** Check the volume's contents. If the volume does not contain important data, initialize the volume by running the INIT function of the Device Support Facilities program. Subsequently rerun the job. If the volume contains important data, either use DITTO for VSE and VM prior to volume initialization to recover as much of the data as possible or restore your latest backup (on tape) following the initialization run.

**Operator Response:** None.

**8X56D UNIT=*cuu* VOLID=*volume-id*. F4 LABEL NOT FOUND**

**Explanation:** There is no valid VTOC format-4 label on the volume.

**System Action:** The system waits for an operator response.

**Programmer Response:** If the job is canceled, check the volume's contents. If the volume does not contain important data, initialize the volume by running the INIT function of the Device Support Facilities program. Subsequently rerun the job. If the volume contains important data, either use DITTO for VSE and VM prior to volume initialization to recover as much of the data as possible or restore your latest backup (on tape) following the initialization run.

**Operator Response:** Either of the following:

- Enter CANCEL to have the system cancel the job.
- Enter PROCEED to have the system continue processing. Before you enter this response, ensure that there is no risk of destroying data. Continuation of processing might result in overwriting the entire volume without further warnings.

**8X57I UNIT=*cuu* VOLID=*volume-id*. F4 LABEL I/O ERROR**

**Explanation:** On the indicated volume, the VTOC format-4 label could not be read because an I/O error had occurred.

**System Action:** The job is canceled.

**Programmer Response:** Check the volume's contents. If the volume does not contain important data, initialize the volume by running the INIT function of the Device Support Facilities program. Subsequently rerun the job. If the volume contains important data, either use DITTO for VSE and VM prior to volume initialization to recover as much of the data as possible or restore your latest backup (on tape) following the initialization run.

**Operator Response:** None.

**8X58D UNIT=*cuu* VOLID=*volume-id*. F4 LABEL I/O ERROR**

**Explanation:** On the indicated volume, the VTOC format-4 label could not be read because an I/O error had occurred.

**System Action:** The system waits for an operator response.

**Programmer Response:** If the job is canceled, check the volume's contents. If the volume does not contain important data, initialize the volume by running the INIT function of the Device Support Facilities program. Subsequently rerun the job. If the volume contains important data, either use DITTO for VSE and VM prior to volume initialization to recover as much of the data as possible or restore your latest backup (on tape) following the initialization run.

**Operator Response:** Either of the following:

- Enter CANCEL to have the system cancel the job.
- Enter PROCEED to have the system continue processing. Before you enter this response, ensure that there is no risk of destroying data. Continuation of processing might result in overwriting the entire volume without further warnings.

**8X59D UNIT=*cuu* VOLID=*volume-id*. ERRONEOUS VTOC**

**Explanation:** An I/O error occurred while the utility being executed was reading a VTOC file label (format-1, -2, or -3) in order to check for overlapping extents.

**System Action:** The system waits for an operator response.

**Programmer Response:** If the job is canceled, check the volume's contents. If the volume does not contain important data, initialize the volume by running the INIT function of the Device Support Facilities program. Subsequently rerun the job.

If the volume contains important data, either use DITTO for VSE and VM prior to volume initialization to recover as much of the data as possible or restore your latest backup (on tape) following the initialization run.

**Operator Response:** Either of the following:

- Enter CANCEL to have the system cancel the job.
- Enter PROCEED to have the system continue processing. You should use this response only if you are sure that the affected volume does not contain important data. Some of this data might be overwritten.

---

**8X60I            OPEN VTOC ERROR *nnn***

**Explanation:** In the message, *nnn* is a VTOC handler return code passed by an OPEN VTOC request; the code gives an indication of the kind of error that occurred. For a description of these return codes, see "Common VTOC Handler (CVH) Return Codes" on page 765 .

**System Action:** The job is canceled.

**Programmer Response:** Rerun the job. If the problem recurs, contact IBM for a search of its known-problems data base. For error information to be collected and held available, see *z/VSE Guide for Solving Problems*.

**Operator Response:** None.

---

**8X61D            UNIT=*cuu* VALID=*volume-id*. SPECIFIED  
VALID *volume-id*. INCORRECT**

**Explanation:** The volume identifier specified in the control statement is not the same as the one stored on the volume.

**System Action:** The system waits for an operator response.

**Programmer Response:** If the job was canceled, ensure that the correct volume was mounted. If a wrong one was mounted, rerun the job with the correct volume available to the program.

**Operator Response:** Verify that the correct volume is mounted. If a wrong one is mounted, mount the correct one and reply NEWPAC. If the correct volume was mounted, then either:

- Enter CANCEL to have the system cancel the job.
- Enter PROCEED to have the system continue processing. Use this response only if you are sure that the data stored on the disk may be overwritten.

---

**8X63D            UNIT=*cuu* VALID=*volume-id* VOLUME  
OWNED BY VSAM**

**Explanation:** The indicated volume contains space under control of VSE/VSAM; valid and current data may or may not be stored in this space.

**System Action:** The system waits for an operator response.

**Programmer Response:** If the job was canceled, ensure that the correct volume was mounted. If a wrong one was mounted, rerun the job with the correct volume available to the program.

**Operator Response:** Reply with either of the following:

- CANCEL to have the system cancel the job. Report this message to your programmer.
- PROCEED to have the system continue processing if you are sure that VSAM data (if any) on the affected volume can be overwritten.

---

**8X64I            UNIT=*cuu* VALID=*volume-id*. VOLUME  
CONTAINS UNEXPIRED/PROTECTED  
FILES**

**Explanation:** At least one of the files on the volume is unexpired or protected or both.

**System Action:** The system issues message 8X65D.

**Programmer Response:** None.

**Operator Response:** None.

---

**8X65D            UNIT=*cuu* VALID=*volume-id*. REPLY  
CANCEL SHOW OR PROCEED**

**Explanation:** The system requests an instruction for further processing.

**System Action:** The system waits for an operator response.

**Programmer Response:** If the job was canceled, verify that the correct volume was mounted. If a wrong one was mounted, rerun the job and ensure that the correct volume is mounted.

If the correct volume was mounted, check the volume's contents: If they include no important data, rerun the job and instruct (or have your security administrator instruct) the operator to enter PROCEED in response to this message when it occurs again. If the volume contains important data, use a different one.

**Operator Response:** In response to the message, enter one of the following:

- CANCEL to have the system cancel the job. Report this message to your programmer.
- SHOW to have the system display the file identifier(s) of the affected file(s). The system displays up to ten identifiers in the sequence as they are stored in the VTOC; to have the system display the file identifiers of additional affected files (again up to ten), reenter SHOW when the system reissues message 8X65D.
- PROCEED to have the system continue processing. This response may result in all files stored on the volume (and not only the ones already displayed) to be deleted. Enter this response only if you are instructed to do so.

---

**8X66D            UNIT=*cuu* VALID=*volume-id*. ALL  
UNEXPIRED/PROTECTED FILES  
DISPLAYED**

**Explanation:** The operator replied SHOW to message 8X65D, and the program has displayed the file identifiers of all affected files on the indicated volume.

**Programmer Response:** If the job is canceled, the response recommended for message 8X65D applies also to this message.

**Operator Response:** Either of the following:

- Enter CANCEL to have the system cancel the job.
- PROCEED to have the system continue processing. This response may result in all files stored on the volume to be deleted. Enter this response only if you are instructed to do so.

---

**8X70I            UNIT=*cuu* INCORRECT DISK TYPE**

**Explanation:** The device at the given address is not an FBA disk.

**System Action:** The job is canceled.

**Programmer Response:** Rerun the job and ensure that your assignments are correct.

**Operator Response:** None.



---

**8X71D**        **SPECIFY FBA VOLUME ID. REPLY  
VOLUME ID.,  
CANCEL OR PRESS ENTER**

**Explanation:** This message is a program prompt.

**System Action:** The system waits for an operator response.

**Programmer Response:** None.

**Operator Response:** One of the following:

- Enter a six-position alphanumeric volume identifier to have it checked by the utility for validity.
- Enter CANCEL to have the system cancel the job.
- Press END/ENTER, if the volume-ID is not to be checked by the utility.

---

**8X72I**        **FBA VOLUME ID., SYNTAX ERROR**

**Explanation:** The operator replied incorrectly to message 8X71D.

**System Action:** The system reissues message 8X71D.

**Programmer Response:** None.

**Operator Response:** None.

---

**8X74I**        **NO MORE PARTITION GETVIS SPACE**

**Explanation:** For the partition in which the program has been executed, either insufficient storage was allocated or the value specified for SIZE in the EXEC statement was too large.

**System Action:** The system cancels the job.

**Programmer Response:** Rerun the job either with a lower value specified for SIZE or in a larger partition.

**Operator Response:** None.

---

**8X75D**        *SYSxxx=cuu* **DISK SHARED BY SYSTEMS  
REPLY: PROCEED OR CANCEL  
(EOB MEANS CANCEL)**

**Explanation:** The device cuu assigned to SYSxxx is declared as sharable.

**System Action:** The system waits for an operator response.

**Programmer Response:** None.

**Operator Response:** Either of the following:

- Enter Cancel (or press END/ENTER) to have the system cancel the job.
- Enter PROCEED to have the system continue processing.

---

**8X76I**        **TLBL STMT FOR {OUTPUT|INPUT} TAPE  
NOT FOUND**

**Explanation:** The TLBL statement was not entered correctly or completely.

**System Action:** The job is canceled.

**Programmer Response:** None.

**Operator Response:** Restart the job, and reenter the TLBL statement correctly.

## Prefix 8

---

## A-Prefix ESERV Messages

---

### A230I PERMANENT I/O ERROR ON SYS $nnnn$

**Explanation:** An unrecoverable I/O error occurred on the device to which the named logical unit is assigned. This is probably a hardware error.

**System Action:** The assembler issues message A236I.

**Programmer Response:** Rerun the job using another disk volume or, if a disk drive with a removable volume was used, the same volume on another drive. **Caution,** however, if there has been a head crash, this error could be propagated to a good drive.

If the problem recurs, have the operator issue the ROD command, run EREP, and hold that program's output available on demand. Report this message to IBM.

**Operator Response:** None.

---

### A231I INVALID DEVICE FOR SYS $nnnn$

**Explanation:** The device assigned to the logical unit is not a disk device.

**System Action:** The assembler issues message A236I.

**Programmer Response:** If you supplied a temporary ASSGN statement for the named work file, correct the statement to specify a disk device and rerun the job.

If your job relied on permanent assignments, rerun it after having ensured that the permanent assignment for the indicated logical unit specifies a disk device.

**Operator Response:** None.

---

### A232I SYS $nnnn$ NOT ASSIGNED

**Explanation:** The indicated logical unit is not assigned or is assigned IGN. The assembler requires that logical unit to be assigned to a disk drive because the unit either represents a work file or is needed as a result of an option specified in the OPTION statement. An assignment to IGN is possible only for SYSPCH and SYSLST.

**System Action:** The assembler issues message A236I.

**Programmer Response:** Either submit an assignment for the named logical unit or correct the OPTION statement to eliminate the need for an assignment of that unit; then rerun the job.

**Operator Response:** None.

---

### A233I ASSEMBLER PARTITION TOO SMALL/DE-EDITOR PARTITION TOO SMALL

**Explanation:** The number of bytes allocated for the assembler are not enough. The assembler must not be loaded into less than 20KB (26KB for the de-editor). Note that in a foreground partition the assembler is always loaded immediately after the save area.

**System Action:** The assembly is terminated. No listing is produced.

**Programmer Response:** Specify a larger partition for the job and rerun it.

**Operator Response:** Use the ALLOC command to increase the size of the partition and rerun the job.

---

### A234I END OF EXTENT FOR SYS $nnnn$

**Explanation:** The disk extent allocated to the named logical unit is too small. Only one extent can be allocated to an assembler work file.

**System Action:** The assembler issues message A236I.

**Programmer Response:** If you have supplied DLBL and EXTENT statements for the work file in your set of job control statements for the job, specify a larger extent and rerun the job.

If you used permanently stored label information (DLBL and EXTENT statements), check your latest available LSERV output to determine the size of the extent used as work file. Either redefine the permanently stored label information for the work file or run your job with a different temporary definition.

If you do not want to change the size of the allocated extent, separate your program into two or more modules and assemble each module separately.

**Operator Response:** None.

---

### A235I WRONG RECORD LENGTH

**Explanation:** The work-file record just read contains a length indication of either less than 0 or greater than 1050. This might be an assembler error.

**System Action:** The system writes a dump of the affected partition and cancels the job.

**Programmer Response:** If you supplied DLBL and EXTENT statements in your job, ensure that there is no overlap on the work files. Rerun the job with different work files specified.

If the error persists, contact IBM for a search of its known-problems data base. For error information to be collected and held available, refer to *z/VSE Guide for Solving Problems*.

**Operator Response:** None.

---

### A236I {ASSEMBLER CANNOT CONTINUE|DE-EDITOR CANNOT CONTINUE}

**Explanation:** If the message is not accompanied by other A-Prefix messages, then an error in the logic of the assembler or the de-editor, or in I/O processing for the work files SYS001...SYS003 has been encountered.

**System Action:** Depending on which message you receive, the assembler or the de-editor terminates.

**Programmer Response:** If the message is preceded by another error message, perform the actions indicated in the description of that message. Otherwise, save your job stream, SYSLOG listing and SYSLST listing to aid in problem determination, before calling IBM.

**Operator Response:** If the message is preceded by another error message, ignore this message, and perform the actions indicated for the other message. If this message appears alone, consider the preceding job as terminated.

---

### A237I ASSEMBLER PARTITION CROSSING 16MB LINE/DE-EDITOR PARTITION CROSSING 16MB LINE.

**Explanation:** The assembler/de-editor is not adapted to 31-bit addressing, hence it cannot be run in a partition which

## Prefix A

expands into the 31-bit addressing range.

**System Action:** The program is terminated.

**Programmer Response:** Specify a partition for the job which totally resides below the 16MB line and rerun the job in there.

**Operator Response:** Redefine the partition such that it is completely allocated below the 16MB line and rerun the job.



---

## ARX-Prefix REXX Messages for z/VSE

REXX reserves for use error numbers 1 through 99. Syntax errors during processing of REXX programs can produce error numbers in the range 3-49. These error numbers correspond with the REXX/VSE messages ARX0003I—ARX0049I. (The REXX error number is also the value the language processor places in the variable RC when SIGNAL ON SYNTAX is trapped.)

The external interfaces to the language processor can generate three of the error messages before the language processor gains control or after control has left the language processor. Therefore, SIGNAL ON SYNTAX cannot trap these errors. These error numbers are:

- 3 (ARX0003I)
- 5 (ARX0005I) The external interface generates this error message if the initial requirements for storage are not met.
- 26 (ARX0026I) The external interface generates this error message if on exit the returned string cannot be converted to form a valid return code.

Similarly, only SIGNAL ON HALT or CALL ON HALT can trap error 4.

The error messages that follow are in the order of their REXX/VSE error numbers. You can determine the corresponding REXX error number by removing the ARX prefix and leading zeros and removing the I suffix. For example, REXX/VSE error message ARX0004I is REXX Error 4.

The language processor detects the error and issues the message in all cases (except when the external interface generates the message, as previously described). All messages go to the REXX user. The system action for all errors is to stop processing the program.

Component Name	ARX
Program Producing Message	REXX processing
Audience and Where Produced	For user: SYSLST listing For operator: SYSLOG
Message Format	<b>ARX</b> <i>xxyy</i> <i>n</i> <i>xx</i> System module prefix (in decimal). <i>yy</i> Message serial number identifying the program that issued the message. <i>n</i> Type code: <b>E</b> Error; processing may terminate. <b>I</b> Information; some action is required.
Comments	The highlighted words in the message text indicate that the system supplies specific information that varies depending on the circumstances. That information is available only when the system produces the message.  Reason codes in REXX messages are represented in decimal.

**ARX0003I** Error running *program\_name*, line *nn*: Program is unreadable

**Explanation:** The REXX program could not be read from the disk. You may have called ARXEXEC and passed a pre-loaded program that was in error. The language processor could not read the format of the program.

**User Response:** Check the format of the program you are passing, or contact your system programmer for help.

**ARX0004I** Error running *program\_name*, line *nn*: Program interrupted

**Explanation:** The system interrupted running the REXX program. Usually, this is at your request (you used the HI (Halt Interpretation) immediate command, the HALT exit, or the ARXIC interface) or because of some error. In the latter case, the message explaining the error is issued, before this message stating that the program was interrupted. Unless CALL ON HALT or SIGNAL ON HALT traps the condition, the language processor immediately stops processing with this message.

**User Response:** If you used HI, the HALT exit, or ARXIC, continue as you planned. If an error caused processing to stop, check the other error message and correct the problem.

**ARX0005I** Partition storage exhausted

**Explanation:** While trying to process a program, the language processor was unable to get the resources it needed to continue. (For example, it could not get the space needed for its work areas, variables, and so on.) A REXX program or the program that called ARXEXEC may already have used up most of the available GETVIS storage itself. Or a request for storage may have been for more than the implementation maximum. Or a program may have gone into a loop instead of ending properly.

**User Response:** If a program called ARXEXEC, check how the program obtains and frees storage. Also, check whether the program is looping. Increase partition GETVIS storage or run the program in a bigger partition. If there is still a problem, contact your system programmer for help.

**ARX0006I** Error running *program\_name*, line *nn*: Unmatched "\*" or quote

**Explanation:** A comment or literal string was started but never finished. This could be because the language processor detected:

- The end of the program (or the end of the string in an INTERPRET instruction) without finding the ending "\*" for a comment or the ending quote for a literal string
- The end of the line for a literal string.

**User Response:** Add the closing "\*" or quote. You can also insert a TRACE SCAN at the top of your program and rerun it. The resulting output should show where the error exists.

**ARX0007I** Error running *program\_name*, line *nn*: WHEN or OTHERWISE expected

**Explanation:** The language processor expects at least one WHEN construct (and possibly an OTHERWISE clause) within a SELECT construct. This message is issued when any other instruction is found or no WHEN construct is found before the OTHERWISE or all WHEN expressions are found to be false and an OTHERWISE is not present.

A common cause of this error is forgetting the DO and END instructions around the list of instructions following a WHEN. For example,

WRONG	RIGHT
Select	Select
When a=c then	When a=c then do
Say 'A equals C'	Say 'A equals C'
exit	exit
Otherwise nop	end
end	Otherwise nop
	end

**User Response:** Make the necessary corrections in the program.

**ARX0008I** Error running *program\_name*, line *nn*: Unexpected THEN or ELSE

**Explanation:** The language processor has found a THEN or an ELSE that does not match a corresponding IF or WHEN clause. This often occurs because of a missing END or DO...END in the THEN part of a complex IF...THEN...ELSE construction. For example,

WRONG	RIGHT
If a=c then do	If a=c then do
Say 'EQUALS'	Say 'EQUALS'
exit	exit
else	end
Say 'NOT EQUALS'	else
	Say 'NOT EQUALS'

**User Response:** Make the necessary corrections in the program.

**ARX0009I** Error running *program\_name*, line *nn*: Unexpected WHEN or OTHERWISE

**Explanation:** The language processor found a WHEN or OTHERWISE outside of a SELECT construct. You may have accidentally enclosed the instruction in a DO...END construction by leaving off an END instruction, or you may have tried to branch to it with a SIGNAL instruction (which cannot work because the SELECT is then ended).

**User Response:** Make the necessary corrections in the program.

**ARX0010I** Error running *program\_name*, line *nn*: Unexpected or unmatched END

**Explanation:** The language processor has found more ENDS in your program than DOs or SELECTs, or the ENDS were placed so that they did not match the DOs or SELECTs.

Another possible cause for this error is trying to transfer control into the middle of a loop using SIGNAL. In this case, the END is unexpected because the previous DO has not been executed. Remember also, that SIGNAL deactivates any current loops, so it cannot transfer control from one place inside a loop to another.

Another cause for this message is placing an END immediately after a THEN or ELSE subkeyword or specifying a *name* on the END keyword that does not match the *name* following DO.

**User Response:** Make the necessary corrections in the program. You can use TRACE SCAN to show the structure of the program, making it more obvious where the error is. Putting the name of the control variable on each END that closes a controlled loop can help locate this kind of error.

---

**ARX0011I**    **Error running *program\_name*, line *nn*: Control stack full**

**Explanation:** Your program has exceeded the limit of 250 levels of nesting of control structures (DO...END, IF...THEN...ELSE, and so forth).

This could be because of a looping INTERPRET instruction, such as:

```
line='INTERPRET line'  
INTERPRET line
```

These lines would loop until they exceeded the nesting level limit and the language processor issued the message. Similarly, a recursive subroutine that does not end correctly could loop until it causes this message.

**User Response:** Make the necessary corrections in the program.

---

**ARX0012I**    **Error running *program\_name*, line *nn*: Clause too long**

**Explanation:** Your program exceeded the limit of 500 characters for the length of the internal or external representation of a clause.

If the cause of this message is not obvious to you, a missing quote may have caused a number of lines to be included in one long string. In this case, the error probably occurred at the start of the data included in the clause traceback (flagged +++ in the output).

The internal representation of a clause does not include comments or multiple blanks that are outside of strings. Note also that any symbol (name) or string gains two characters in length in the internal representation.

**User Response:** Make the necessary corrections in the program.

---

**ARX0013I**    **Error running *program\_name*, line *nn*: Invalid character in program**

**Explanation:** The language processor found a character outside of a literal (quoted) string that is not a blank or one of the following:

(Alphameric)            A-Z a-z 0-9

(Name Characters)      ? ! . \_ @ # \$ %

(Special Characters)   & \* ( ) - + = ~ \ |  
                          / ' " ; : < , > %

Also valid are the DBCS characters X'41'–X'FE', if surrounded by X'0E' and X'0F' and if ETMODE is on. One cause for this error is using accented and other language-specific characters in symbols (REXX/VSE does not permit this). Another cause is using DBCS characters without ETMODE in effect.

**User Response:** Make the necessary corrections in the program.

---

**ARX0014I**    **Error running *program\_name*, line *nn*: Incomplete DO/SELECT/IF**

**Explanation:** The language processor has reached the end of the program (or end of the string for an INTERPRET instruction) and has found a DO or SELECT without a matching END or an IF that is not followed by a THEN clause.

**User Response:** Make the necessary corrections in the program. You can use TRACE SCAN to show the structure of

the program, making it more obvious where the missing END or THEN should be. Putting the name of the control variable on each END closing a controlled loop can help locate this kind of error.

---

**ARX0015I**    **Error running *program\_name*, line *nn*: Invalid hexadecimal or binary string**

**Explanation:** For the language processor, hexadecimal strings cannot have leading or trailing blanks and can have imbedded blanks only at byte boundaries. Only the digits 0–9 and the letters a–f and A–F are allowed. Similarly, binary strings can have blanks only at the boundaries of groups of four binary digits. Only the digits 0 and 1 are allowed.

You may have mistyped one of the digits, for example, typing a letter o instead of 0. Or you may have put the 1-character symbol X or B (the name of the variable X or B, respectively) after a literal string, when the string is not intended as a hexadecimal or binary specification. In this case, use the explicit concatenation operator (||) to concatenate the string to the value of the symbol.

**User Response:** Make the necessary corrections in the program.

---

**ARX0016I**    **Error running *program\_name*, line *nn*: Label not found**

**Explanation:** A SIGNAL instruction has been processed (or an event for which a trap was set with SIGNAL ON has occurred), and the language processor could not find the label specified. You may have forgotten to include the label or typed it incorrectly.

**User Response:** Make the necessary corrections in the program.

---

**ARX0017I**    **Error running *program\_name*, line *nn*: Unexpected PROCEDURE**

**Explanation:** The language processor encountered a PROCEDURE instruction in an incorrect position. This could be because:

- No internal routines are active
- The language processor has already encountered a PROCEDURE instruction in the internal routine
- The PROCEDURE instruction was not the first instruction processed after a CALL or function invocation.

A possible cause is “dropping through” to an internal routine, rather than invoking it with a CALL or a function call.

**User Response:** Make the necessary corrections in the program.

---

**ARX0018I**    **Error running *program\_name*, line *nn*: THEN expected**

**Explanation:** A THEN clause must follow every IF or WHEN clause. The language processor found another clause before finding a THEN clause.

**User Response:** Insert a THEN clause between the IF or WHEN clause and the clause that follows it.

---

**ARX0019I** Error running *program\_name*, line *nn*: String or symbol expected

**Explanation:** The language processor expected a literal string or symbol on the CALL or SIGNAL instruction, but found none. You may have omitted the literal string or symbol, or you may have inserted a special character (such as a parenthesis).

**User Response:** Make the necessary corrections in the program.

---

**ARX0020I** Error running *program\_name*, line *nn*: Symbol expected

**Explanation:** The language processor expects a symbol after the CALL ON, CALL OFF, END, ITERATE, LEAVE, NUMERIC, PARSE, SIGNAL ON, or SIGNAL OFF keywords. It expects a list of symbols or variable references after DROP, UPPER, and PROCEDURE EXPOSE. Either there was no symbol when one was required or the language processor found some other token.

**User Response:** Make the necessary corrections in the program.

---

**ARX0021I** Error running *program\_name*, line *nn*: Invalid data on end of clause

**Explanation:** You have followed a clause, such as SELECT or NOP, with some token other than a comment.

**User Response:** Make the necessary corrections in the program.

---

**ARX0022I** Error running *program\_name*, line *nn*: Invalid character string

**Explanation:** This error results if a literal string contains character codes that are not valid. This might be because some characters are "impossible", or because the character set is extended in some way and certain character combinations are not allowed. For example, a literal string containing incorrect DBCS data that is scanned with OPTIONS "ETMODE" in effect raises this error. Incorrect DBCS data could be a character string with unmatched SO and SI pairs (that is, an SO without an SI) or with an odd number of bytes between the SO and SI characters.

**User Response:** Correct the incorrect character string in the program.

---

**ARX0023I** Error running *program\_name*, line *nn*: Invalid SBCS/DBCS mixed string

**Explanation:** This error results if a data string (result of an expression, and so on) contains character codes that are not valid. This might be because some characters are "impossible", or because the character set is extended in some way and certain character combinations are not allowed.

For example, a character string containing incorrect DBCS data that is scanned with OPTIONS EXMODE in effect raises this error. Incorrect DBCS data could be unmatched SO and SI pairs (that is, an SO without an SI) or an odd number of bytes between the SO and SI characters.

**User Response:** Correct the incorrect character string in the program.

---

**ARX0024I** Error running *program\_name*, line *nn*: Invalid TRACE request

**Explanation:** The language processor issues this message when:

- The option specified on a TRACE instruction did not start with an A, C, E, F, I, L, N, O, R, or S
- In interactive trace, you enter a number that is not a whole number
- An attempt to TRACE SCAN occurs when inside any control construction or while in interactive debug.

**User Response:** Make the necessary corrections in the program.

---

**ARX0025I** Error running *program\_name*, line *nn*: Invalid sub-keyword found

**Explanation:** The language processor expected a particular subkeyword at this position in an instruction but found something else. For example, in the NUMERIC instruction the second token must be the sub-keyword DIGITS, FORM, or FUZZ. If anything else follows NUMERIC, this message is issued.

**User Response:** Make the necessary corrections in the program.

---

**ARX0026I** Error running *program\_name*, line *nn*: Invalid whole number

**Explanation:** The language processor found an expression that did not evaluate to a whole number or is greater than the limit (of 999 999 999). This could be in one of the following:

- Positional pattern in a parsing template (including variable positional patterns)
- The term to the right of the power (\*\*) operator
- The values of *expr* and *exprf* in the DO instruction
- The values given for DIGITS or FUZZ in the NUMERIC instruction
- Any number used in the *option* in the TRACE instruction.

This error is also raised:

- When the value is not permitted (for example, a negative repetition count in a DO instruction)
- When the division performed during an integer divide or remainder operation does not result in a whole number
- When the return code passed back from an EXIT or RETURN instruction is not a whole number or will not fit in a general register. (You use EXIT or RETURN when calling a program as a command rather than as a function or subroutine.)

You may have incorrectly typed the name of a symbol so that it is not the name of a variable, for example entering EXIT CR instead of EXIT RC.

**User Response:** Make the necessary corrections in the program.

---

**ARX0027I** Error running *program\_name*, line *nn*: Invalid DO syntax

**Explanation:** The language processor found a syntax error in the DO instruction. You might have used BY, TO, FOR, WHILE, or UNTIL twice or used a WHILE and an UNTIL.

**User Response:** Make the necessary corrections in the program.

---



---

**ARX0028I** Error running *program\_name*, line *nn*: Invalid LEAVE or ITERATE

**Explanation:** The language processor encountered a LEAVE or ITERATE instruction in an incorrect position because:

- No loop was active, or
- The name specified on the instruction did not match the control variable of any active loop.

Note that internal routine calls and the INTERPRET instruction protect DO loops by making them inactive. Therefore, for example, a LEAVE instruction in a subroutine cannot affect a DO loop in the calling routine.

One cause for this message is trying to use the SIGNAL instruction to transfer control within or into a loop. Because a SIGNAL instruction terminates all active loops, any ITERATE or LEAVE instruction would cause this message.

**User Response:** Make the necessary corrections in the program.

---

**ARX0029I** Error running *program\_name*, line *nn*: Environment name too long

**Explanation:** The language processor encountered an environment name on an ADDRESS instruction that is longer than the limit (8 characters).

**User Response:** Specify the environment name on the ADDRESS instruction correctly.

---

**ARX0030I** Error running *program\_name*, line *nn*: Name or string > 250 characters

**Explanation:** The language processor found a variable name or label name or literal string that is longer than the limit. The limit for names is 250 characters, after any substitutions. The limit for a literal string is 250 characters.

A possible cause of this error is using a period (.) in a name, causing an unexpected substitution.

Leaving off an ending quotation mark for a literal string (or putting a single quotation mark in the string) can cause this error because several clauses may be included in the string. For example, write the string don't as: 'don't' or as "don't".

You can create a larger string by using concatenation. For example:

```
a = "...character string < 250 characters..."
b = "...character string < 250 characters..."
c = a || b
```

**User Response:** Make the necessary corrections in the program.

---

**ARX0031I** Error running *program\_name*, line *nn*: Name starts with number or "."

**Explanation:** The language processor found a variable whose name began with a digit or a period. REXX rules do not allow you to assign a value to a variable whose name begins with a digit or a period, because you could then redefine numeric constants.

**User Response:** Rename the variable correctly. Starting a variable name with an alphabetic character is recommended, but some other characters are allowed.

---

**ARX0032I** Error running *program\_name*, line *nn*: Invalid use of stem

**Explanation:** The program tried to change the value of a symbol that is a stem. This may be in the UPPER instruction; the action in this case is unknown and, therefore, in error.

**User Response:** Change the program so it does not try to change the value of a stem.

---

**ARX0033I** Error running *program\_name*, line *nn*: Invalid expression result

**Explanation:** The language processor encountered an expression result that is incorrect in its particular context. The result of an expression might be incorrect in one of the following:

- ADDRESS VALUE *expression*
- NUMERIC DIGITS *expression*
- NUMERIC FORM VALUE *expression*
- NUMERIC FUZZ *expression*
- OPTIONS *expression*
- SIGNAL VALUE *expression*
- TRACE VALUE *expression*.

(FUZZ must be smaller than DIGITS.)

**User Response:** Make the necessary corrections in the program.

---

**ARX0034I** Error running *program\_name*, line *nn*: Logical value not 0 or 1

**Explanation:** The language processor found an expression in an IF, WHEN, DO WHILE, or DO UNTIL phrase that did not result in a 0 or 1. Any value a logical operator (~, \, |, &, or &&) operates upon must result in a 0 or 1. For example, the phrase

```
If result then exit rc
```

fails if result has a value other than 0 or 1. Thus, it would be better to write the phrase:

```
If result~=0 then exit rc
```

**User Response:** Make the necessary corrections in the program.

---

**ARX0035I** Error running *program\_name*, line *nn*: Invalid expression

**Explanation:** The language processor found a grammatical error in an expression. This could be because:

- You ended an expression with an operator
- You specified, in an expression, two operators next to one another with nothing in between them (for example, answer a ++ 5)
- You did not specify an expression when one was required
- You did not specify a right parenthesis when one was required
- You used special characters (such as operators) in an intended character expression without enclosing them in quotation marks. For example:

```
/* In this example * is mistaken for multiply */
ADDRESS POWER "PDISPLAY RDR," * "MYJOB"
/* This is correct: */
ADDRESS POWER "PDISPLAY RDR, * MYJOB"
```

**User Response:** Make the necessary corrections in the program.

---

**ARX0036I** Error running *program\_name*, line *nn*:  
Unmatched "(" in expression

**Explanation:** This error is because of not pairing parentheses correctly within an expression. There are more left parentheses than right parentheses. To include a single parenthesis in a command, enclose it in quotation marks. For example, because of the single parenthesis before FINIS, you would want to enclose the following command in quotation marks:

```
"EXECIO 10 DISKR MYLIB.MYSUB.MYFILE.TYPEA (FINIS"
```

**User Response:** Make the necessary corrections in the program.

---

**ARX0037I** Error running *program\_name*, line *nn*:  
Unexpected "," or ")"

**Explanation:** The language processor found a comma (,) outside a routine invocation or too many right parentheses in an expression. You get this message if you include a comma in a character expression without enclosing it in quotation marks. For example, write the instruction

```
Say Enter A, B, or C
```

as follows:

```
Say 'Enter A, B, or C'
```

**User Response:** Make the necessary corrections in the program.

---

**ARX0038I** Error running *program\_name*, line *nn*: Invalid  
template or pattern

**Explanation:** In a parsing template, the language processor found a special character that is not allowed (for example, %) or the syntax of a variable trigger was incorrect (no symbol after a left parenthesis). This message is also issued if you omit the WITH sub-keyword in a PARSE VALUE instruction.

**User Response:** Make the necessary corrections in the program.

---

**ARX0039I** Error running *program\_name*, line *nn*:  
Evaluation stack overflow

**Explanation:** The language processor was not able to evaluate the expression because it is too complex. There are too many nested parentheses, functions, and so on.

**User Response:** Break up the expressions by assigning subexpressions to temporary variables.

---

**ARX0040I** Error running *program\_name*, line *nn*: Incorrect  
call to routine

**Explanation:** The language processor encountered an incorrect call to a routine. Some possible causes are:

- You passed incorrect data (arguments) to the built-in or external routine. This is the most common cause.
- You passed too many arguments to the built-in, external, or internal routine.
- The external routine invoked was not compatible with the language processor.
- A routine returns a nonzero return code. (The language processor issues this message and passes back a return code, for instance because of GETVIS storage exhausted.)

If you were not trying to invoke a routine, you may have a symbol or a string adjacent to a ( when you meant it to be separated by a space or an operator. The language processor would see this as a function call. For example, write TIME(4+5) as follows: TIME\*(4+5).

**User Response:** Make the necessary corrections in the program.

---

**ARX0041I** Error running *program\_name*, line *nn*: Bad  
arithmetic conversion

**Explanation:** The language processor found a term in an arithmetic expression that was not a valid number or that had an exponent outside the allowed range of -999 999 999 to +999 999 999.

You may have typed a variable name incorrectly or included an arithmetic operator in a character expression without putting it in quotation marks. For example, because the following command contains \*, you would want to enclose it in quotation marks:

```
"EXECIO * DISKR MYLIB.MYSUB.MYFILE.TYPEA"
```

**User Response:** Make the necessary corrections in the program.

---

**ARX0042I** Error running *program\_name*, line *nn*:  
Arithmetic overflow/underflow

**Explanation:** The language processor encountered the result of an arithmetic operation that required an exponent greater than the limit (more than 999 999 999 or less than -999 999 999).

This error can occur during evaluation of an expression (often because of trying to divide a number by 0) or while stepping a DO loop control variable.

**User Response:** Make the necessary corrections in the program.

---

**ARX0043I** Error running *program\_name*, line *nn*: Routine  
not found

**Explanation:** The language processor was unable to find a routine called in your program. You invoked a function within an expression, or invoked a subroutine by CALL, but:

- The specified label is not in the program, or
- It is not the name of a built-in function, or
- The language processor could not locate it externally, or
- GETVIS storage is exhausted.

The simplest, and probably most common, cause of this error is typing the name incorrectly. Another cause is that one of the function packages is not available.

If you were not trying to invoke a routine, you may have put a symbol or string adjacent to a ( when you meant it to be separated by a space or an operator. The language processor would see this as a function call. For example, write the string 3(4+5) as follows: 3\*(4+5).

**User Response:** Make the necessary corrections in the program.

---

**ARX0044I** Error running *program\_name*, line *nn*: Function  
did not return data

**Explanation:** The language processor invoked an external routine within an expression. The routine seemed to end without error, but it did not return data for use in the expression.

Or you may have specified the name of a program that is not intended for use as a REXX function. Call it as a command or subroutine instead.

**User Response:** Make the necessary corrections in the program.

---

**ARX0045I**     **Error running *program\_name*, line *nn*: No data specified on function RETURN**

**Explanation:** A REXX program has been called as a function, but an attempt is being made to return (by a RETURN; instruction) without passing back any data. Similarly, an internal routine, called as a function, must end with a RETURN instruction specifying an expression.

**User Response:** Make the necessary corrections in the program.

---

**ARX0046I**     **Error running *program\_name*, line *nn*: Invalid variable reference**

**Explanation:** Within an ARG, DROP, PARSE, PULL, or PROCEDURE instruction, the syntax of a variable reference (a variable whose value is to be used, indicated by its name being enclosed in parentheses) is incorrect. The right parenthesis that should immediately follow the variable name may be missing.

**User Response:** Make the necessary corrections in the program.

---

**ARX0047I**     **Error running *program\_name*, line *nn*: Unexpected label**

**Explanation:** A label, being used incorrectly, was encountered in the expression being evaluated for an INTERPRET instruction or in an expression entered during interactive debug.

**User Response:** Do not use a label in these expressions.

---

**ARX0048I**     **Error running *program\_name*, line *nn*: Failure in system service**

**Explanation:** The language processor stops processing the program because some system service, such as user input or output or manipulation of the data stack, has failed to work correctly.

**User Response:** Ensure that your input is correct and that your program is working correctly. Contact your system programmer for help.

---

**ARX0049I**     **Error running *program\_name*, line *nn*: Language processor failure**

**Explanation:** The language processor has encountered a severe error while performing a self-consistency check.

**User Response:** Contact your system programmer for help.

---

**ARX0100I**     **+++ Interactive trace. TRACE OFF to end debug, ENTER to continue. +++**

**Explanation:** This is an informational message. It indicates that the interactive debug facility is active. Interactive debug lets you control the execution of a REXX exec. (In a batch environment, the interaction is between the current input stream and the program.)

**System Action:** The language processor pauses after most instructions that are traced. (If you are using files for input and output, the language processor reads the next line rather than pausing.) Processing continues from pause point to pause point depending on the input.

**User Response:** An input of NULL continues processing and the tracing of the program. The language processor executes the next instruction in the program and performs the

appropriate action at the next pause point.

To re-execute the last instruction in the program that was traced, use an equal sign (=) as input. You can also use additional instructions, such as REXX keyword instructions and REXX/VSE commands. The language processor processes the input immediately before it processes the next instruction in the program.

To end interactive trace, use TRACE OFF. In this case, program processing continues but interactive tracing is no longer active.

**Destination:** REXX user

**Module:** ARXSYSET

---

**ARX0110I**     **The REXX exec cannot be interpreted.**

**Explanation:** An error occurred before the language processor received control to process the program. This may be because:

- The program could not be loaded
- Storage could not be obtained
- REXX/VSE has not been initialized successfully.

If alternate messages are produced, the alternate message provides the specific reason why the program could not be processed. If alternate messages are not produced for the language processor environment in which the program is running, the environment block still contains the message ID of the alternate message.

**System Action:** Program processing stops.

**User Response:** Check the suggested user response for the following message. Try running the program again (possibly using a bigger partition). If the error continues, contact your system programmer for help.

**Destination:** REXX user

**Module:** ARXEEXEC

---

**ARX0111I**     **The ARXEEXEC pre-processing routine returned a nonzero return code.**

**Explanation:** The interpretation exit routine returned a nonzero return code.

The interpretation exit routine is called whenever the ARXEEXEC routine is called to process a program. The name of the exit that is called is specified on the call to the initialization routine ARXINIT (in the module name table) and is stored in the system control block. The exit checks the parameters that are passed to ARXEEXEC, changes the parameters, or terminates program processing. This message was issued because the exit routine returned a nonzero return code to terminate processing.

**System Action:** Program processing stops.

**User Response:** Contact your system programmer for help.

**Destination:** REXX user

**Module:** ARXSYSET

---

**ARX0112I**     **The REXX exec cannot be loaded.**

**Explanation:** The program could not be read from the sublibrary and put into storage in a format that the language processor could use.

You can provide your own load routine. The load routine may have returned a nonzero return code.

**System Action:** Program processing stops.

**User Response:** Check to see if the program exists. The program might be empty. If it is *not* empty, try running the

## ARX0155E • ARX0207I

program again. If the error continues, contact your system programmer for help.

**Destination:** REXX user

**Module:** ARXSYSET

---

**ARX0155E**    **The module ARXCMPTM is not available.**

**Explanation:** REXX tried to load the compiler programming table module, ARXCMPTM, to run a compiled REXX program. The REXX language processor could not find module ARXCMPTM.

**System Action:** Processing ends.

**User Response:** Contact your system programmer for help.

**System Programmer Response:** Ensure that the compiler programming table module, ARXCMPTM, is in the active PROC chain.

**Destination:** REXX user

**Module:** ARXENTRY

---

**ARX0156E**    **The run time processor *processor\_name* is not available.**

**Explanation:** REXX tried to initialize the compiler runtime processor and the initialization failed.

**System Action:** Program processing stops.

**User Response:** Contact your system programmer for help.

**System Programmer Response:** Determine why the initialization routine failed for the compiler runtime processor.

**Destination:** REXX user

**Module:** ARXENTRY

---

**ARX0157E**    **Routine *routine\_name* of the run time processor *processor\_name* was not found.**

**Explanation:** During processing of a compiled REXX program, the compiler programming table (ARXCMPTB) identified the routine *routine\_name* as being required. However, the routine could not be located.

**System Action:** Program processing stops.

**User Response:** Contact your system programmer for help.

**System Programmer Response:** Determine why the compiler interface routine *routine\_name* was not available.

**Destination:** REXX user

**Module:** ARXCLOAD

---

**ARX0158E**    **The run time processor *processor\_name* could not be found.**

**Explanation:** During processing of a compiled REXX program, REXX identified the compiler runtime processor *processor\_name* as being required. However, the runtime processor could not be loaded.

**System Action:** Program processing stops.

**User Response:** Contact your system programmer for help.

**System Programmer Response:** Determine why the compiler runtime processor *processor\_name* could not be found.

**Destination:** REXX user

**Module:** ARXCLOAD

---

**ARX0159E**    **The run time processor *processor\_name* is not available.**

**Explanation:** REXX tried to find an entry for the compiler runtime processor in the compiler programming table module, ARXCMPTM, but could not find it.

**System Action:** Program processing stops.

**User Response:** Contact your system programmer for help.

**System Programmer Response:** Add the compiler runtime

---

processor *processor\_name* to the compiler programming table module ARXCMPTM.

**Destination:** REXX user

**Module:** ARXENTRY

---

**ARX0200I**    **Invalid parameter(s).**

**Explanation:** One or more incorrect parameters were on the call to the host command environment table routine (ARXSUBCM), the trace and execution control service routine (ARXIC), or the input/output routine (ARXINOUT). In the latter case, you may have tried to use a file name that was not valid in parameter 4. Valid file names are:

- SYSIPT
- SYSLST
- SYSxxx (where xxx is numeric)
- Any other 7-character name.

**System Action:** The routine does not perform the requested function.

**User Response:** Check the parameters passed to the routine and correct any that are not valid.

**Destination:** REXX user

**Module:** ARXEIC ARXESUBC ARXIOGPT

---

**ARX0205I**    **A lock cannot be obtained.**

**Explanation:** A lock needed by either the environment termination routine (ARXTERM) or the address environment service routine (ARXSUBCM) could not be obtained.

**System Action:** The routine does not perform the requested function.

**User Response:** Try again. If the problem persists, contact your system programmer for help.

**Destination:** REXX user

**Module:** ARXITERM

---

**ARX0206I**    **REXX/VSE initialization step has not been executed successfully**

**Explanation:** Initialization of REXX/VSE is usually done during startup. Either this step was missing during startup or it failed.

**System Action:** Program processing stops.

**User Response:** Run // EXEC ARXLINK step of REXX/VSE initialization job ARXINST.

**Destination:** REXX user

**Module:** ARXEEXEC

---

**ARX0207I**    **Storage cannot be obtained.**

**Explanation:** The exec processing routine or the address environment service routine was called, but the routine could not obtain the storage it needed.

This error may occur because the program that called the routine has already used up most of the available GETVIS storage itself or the program went into a loop.

**System Action:** The routine does not perform the requested function.

**User Response:** Check how the program obtains and frees storage and that it is working correctly. Try adding more GETVIS storage. Contact your system programmer for help.

**Destination:** REXX user

**Module:** ARXEEXEC

---



---

**ARX0209E**    **The characters in the variable name passed to OUTTRAP are incorrect or the period at the end is missing.**

**Explanation:** The OUTTRAP variable name was not a valid stem name. It must contain a period at the end of the name.

**System Action:** The OUTTRAP function ends and returns an error message.

**User Response:** Correct the variable name for OUTTRAP by adding a period at the end.

**Destination:** REXX user

**Module:** ARXFTRAP

---

**ARX0210E**    **The first character in the variable name passed to OUTTRAP is invalid.**

**Explanation:** The OUTTRAP function was specified, but the first character of the variable name used in OUTTRAP is incorrect.

**System Action:** The function ends and a syntax error occurs. If a SYNTAX trap is not enabled, the program ends.

**User Response:** Correct the variable name for OUTTRAP. The variable name for OUTTRAP follows the same rules for variable names in the REXX language.

**Destination:** REXX user

**Module:** ARXFTRAP

---

**ARX0211E**    **There is an invalid character in the variable name passed to OUTTRAP.**

**Explanation:** The OUTTRAP function was specified, but the variable name used in OUTTRAP is incorrect.

**System Action:** The function ends and a syntax error occurs. If a SYNTAX trap is not enabled, the program ends.

**User Response:** Correct the variable name for OUTTRAP. The variable name for OUTTRAP must follow the same rules for valid variable names in the REXX language.

**Destination:** REXX user

**Module:** ARXFTRAP

---

**ARX0212E**    **The variable name for OUTTRAP is missing or the length of the variable name is too long.**

**Explanation:** The OUTTRAP function was specified, but you did not specify the variable name or the variable name was too long. The variable name is required for OUTTRAP.

**System Action:** The function ends and a syntax error occurs. If a SYNTAX trap is not enabled, the program ends.

**User Response:** Correct the OUTTRAP function by specifying a valid variable name.

**Destination:** REXX user

**Module:** ARXFTRAP

---

**ARX0213E**    **The length of the maximum count passed to OUTTRAP is too long to allow for concatenation to the variable name passed to OUTTRAP.**

**Explanation:** The OUTTRAP function was specified, but the maximum count value contains too many digits to allow for concatenation with the specified variable name. The resulting variable would not be valid.

**System Action:** The function ends and a syntax error occurs. If a SYNTAX trap is not enabled, the program ends.

**User Response:** Correct the OUTTRAP function by using a maximum count value that contains fewer digits or specifying a variable name that contains fewer characters.

**Destination:** REXX user

---

**Module:** ARXFTRAP

---

**ARX0214E**    **The maximum count number passed to OUTTRAP is invalid.**

**Explanation:** The maximum count number used in the OUTTRAP function contained characters that are not valid.

**System Action:** The function ends and a syntax error occurs. If a SYNTAX trap is not enabled, the program ends.

**User Response:** For the maximum count, specify an integer or an asterisk (\*).

**Destination:** REXX user

**Module:** ARXFTRAP

---

**ARX0215E**    **The CONCAT operand is invalid.**

**Explanation:** The concatenation operand for the OUTTRAP function is incorrect. The operand must be either CONCAT or NOCONCAT. The default is CONCAT.

**System Action:** The function ends and a syntax error occurs. If a SYNTAX trap is not enabled, the program ends.

**User Response:** Correct the operand on the OUTTRAP function.

**Destination:** REXX user

**Module:** ARXFTRAP

---

**ARX0217E**    **Too many arguments were passed to OUTTRAP.**

**Explanation:** The OUTTRAP function contained too many arguments. OUTTRAP allows a maximum of three arguments: the variable name, the maximum count, and the concatenation operand (CONCAT or NOCONCAT).

**System Action:** The function ends, and a syntax error occurs. If a SYNTAX trap is not enabled, the program ends.

**User Response:** Correct the arguments on OUTTRAP.

**Destination:** REXX user

**Module:** ARXFTRAP

---

**ARX0240I**    **Invalid parameters to STORAGE function.**

**Explanation:** The STORAGE function was used with incorrect values. You must specify an address. Optionally, you can also specify the length and data values. You may have omitted the address, used an address that was too large, or specified a length that was not valid (for example, a negative length value).

**System Action:** Program processing continues.

**User Response:** Correct the STORAGE function and specify a correct address and, optionally, the length and data values.

**Destination:** REXX user

**Module:** ARXFSTOR

---

**ARX0260E**    **Invalid parameter list passed to *routine\_name*.**

**Explanation:** The routine you called (*routine\_name* in the message) passed a parameter list that was incorrect.

**System Action:** The routine does not perform the requested function.

**User Response:** Check the parameter list on the call to the routine. Specifically, check that all parameters are valid, that you are specifying the correct number of parameters, and that the high-order bit is on (set to 1) in the last parameter to indicate the end of the parameter list.

**Destination:** REXX user

**Module:** All external REXX (entry points) routines

---

---

**ARX0289I**     **SETLANG error; the argument is not valid.**  
**Explanation:** The SETLANG function received an argument that is not valid, or too many arguments were specified. The argument must be a valid 3-character language code.  
**System Action:** The function ends.  
**User Response:** Specify a valid language code.  
**Module:** ARXFLANG

---

**ARX0300I**     **The message module *phase* could not be loaded.**  
**Explanation:** The REXX message issuing routine attempted to load a phase containing messages and the load failed. The name of the phase is displayed in the message.  
**System Action:** This message is issued and REXX attempts to issue the message in US English.  
**User Response:** The language specified for REXX in the initialization parameters or through the SETLANG function must be a valid 3-character language code representing a language installed on your system. Contact your system programmer to learn what languages are on your system.  
**Destination:** REXX user  
**Module:** ARXEMSG

---

**ARX0301E**     **The message *msgid* could not be found in the message table.**  
**Explanation:** Message number *msgid* could not be located in the message table.  
This is usually a system error where a routine could not find a message in a message phase. However, your installation may have installed the message modules incorrectly or renamed them incorrectly.  
**System Action:** The specified message *msgid* is not issued.  
**User Response:** Contact your system programmer for help.  
**Destination:** REXX user  
**Module:** ARXSYSET

---

**ARX0303E**     **Too many parameters were passed for message *msgid*.**  
**Explanation:** An error occurred during text substitution for message *msgid*.  
This is usually a system error where a routine could not substitute message text information. However, your installation may have installed the message phases incorrectly or renamed them incorrectly.  
**System Action:** The specified message *msgid* is not issued.  
**User Response:** Contact your system programmer for help.  
**Destination:** REXX user  
**Module:** ARXEMSG

---

**ARX0304E**     **A parameter of invalid length was passed to message *msgid*.**  
**Explanation:** An error occurred during text substitution for message *msgid*.  
This is usually a system error. However, your installation may have installed the message phases incorrectly or renamed them incorrectly.  
**System Action:** The specified message *msgid* is not issued.  
**User Response:** Contact your system programmer for help.  
**Destination:** REXX user  
**Module:** ARXEMSG

---

**ARX0305E**     **The parameter(s) passed to message *msgid* were too large.**  
**Explanation:** An error occurred during text substitution for message *msgid*.

This is usually a system error where a routine could not substitute message text information. However, your installation may have installed the message phases incorrectly or renamed them incorrectly.  
**System Action:** The specified message *msgid* is not issued.  
**User Response:** Contact your system programmer for help.  
**Destination:** REXX user  
**Module:** ARXEMSG

---

**ARX0400E**     **Unable to open file *file\_name*. The REXX exec *program\_name* could not be loaded.**  
**Explanation:** The load routine could not open the specified file *file\_name*. The program could not be loaded.  
This is usually a system error. However, if the specified file was already opened, but opened in the wrong mode (for example, open for I/O), the OPEN fails.  
**System Action:** The program is not loaded.  
**User Response:** Contact your system programmer for help.  
**Destination:** REXX user  
**Module:** ARXELOAD

---

**ARX0401E**     **An unknown function request was passed to the REXX exec load routine.**  
**Explanation:** The exec load routine was called, but the function specified on the call is not supported.  
**System Action:** No function is performed.  
**User Response:** Correct the call to the exec load routine, or contact your system programmer for help.  
**Destination:** REXX user  
**Module:** ARXELOAD

---

**ARX0402E**     **Invalid or missing parameters passed to exec load for a "LOAD", "STATUS", or "CLOSEDD" request.**  
**Explanation:** The exec load routine was called for the "LOAD", "STATUS", or "CLOSEDD" function, but some of the parameters on the call were missing or incorrect.  
**System Action:** The requested function is not performed.  
**User Response:** Correct the call to the exec load routine, or contact your system programmer for help.  
**Destination:** REXX user  
**Module:** ARXELOAD

---

**ARX0404E**     **Invalid or missing EXECBLK parameter passed to the exec load routine.**  
**Explanation:** The exec load routine was called, but the exec block (EXECBLK) parameter specified on the call was missing or incorrect.  
This message is issued because the address of the EXECBLK was not specified on the call, the format of the EXECBLK was incorrect, or the format was correct but some required fields were missing. On the call to the exec load routine, the address of the EXECBLK is required. The EXECBLK must contain the EXECBLK identifier and length.  
**System Action:** The requested function is not performed.  
**User Response:** Make the necessary corrections, or contact your system programmer for help.  
**Destination:** REXX user

Module: ARXELOAD

---

**ARX0406E Unable to find REXX exec <procname> within active library chain.**

**Explanation:** The exec load routine was called for the 'LOAD' function, but no exec with the specified <procname> could be found within the active library proc chain.

**System Action:** The specified exec <procname> is not loaded and executed. RC is set to -3.

**User Response:** Correct either spelling of <procname> within the REXX exec or the definition of your LIBDEF PROC statement.

**Destination:** REXX user

**Module:** ARXELOAD

---

**ARX0410E Unable to delete the specified REXX exec. It cannot be found.**

**Explanation:** The exec load routine was called to delete (FREE) a program, but the program is currently not loaded under this task.

**System Action:** The program cannot be deleted.

**User Response:** Before you try to delete (FREE) a program, call the exec load routine with the "STATUS" function to determine if the program is currently loaded, or contact your system programmer for help.

**Destination:** REXX user

**Module:** ARXELOAD

---

**ARX0420E Unable to serialize during the REXX exec load function *function*.**

**Explanation:** The exec load routine was not able to serialize on a system resource when the routine was called for the specified function.

**System Action:** The function is not performed.

**User Response:** Contact your system programmer for help.

**Destination:** REXX user

**Module:** ARXELOAD

---

**ARX0421E Unable to release serialization during the REXX exec load function *function*.**

**Explanation:** The exec load routine was not able to release serialization on a system resource when the routine was called for the specified function.

**System Action:** The function is not performed.

**User Response:** Contact your system programmer for help.

**Destination:** REXX user

**Module:** ARXELOAD

---

**ARX0422E Unable to obtain storage during the REXX exec load function *function*.**

**Explanation:** The exec load routine was not able to obtain storage when it was called for the specified function.

**System Action:** The function is not performed.

**User Response:** Rerun in a partition with a larger GETVIS area, or contact your system programmer for help.

**Destination:** REXX user

**Module:** ARXELOAD

---

**ARX0423E Invalid storage amount requested during the REXX exec load function *function*.**

**Explanation:** The exec load routine was not able to obtain storage when it was called for the specified function. An invalid amount was requested. This is an internal system error.

**System Action:** The function is not performed.

**User Response:** Contact your system programmer for help.

**Destination:** REXX user

**Module:** ARXELOAD

---

**ARX0424E Caller of exec load routine must serialize when requesting the *function* function.**

**Explanation:** The caller of the exec load routine must serialize on required system resources when calling the exec load routine for the specified function.

**System Action:** The function is not performed.

**User Response:** Contact your system programmer for help.

**Destination:** REXX user

**Module:** ARXELOAD

---

**ARX0430E The specified exec load file *member* cannot be closed. It is not owned by the current task.**

**Explanation:** This program or task cannot close the specified exec load file. A higher-level task owns the file, and only the task that owns the file can close it.

**System Action:** The file is not closed.

**User Response:** Contact your system programmer for help.

**Destination:** REXX user

**Module:** ARXELOAD

---

**ARX0431E The specified exec load file *member* cannot be closed. It was not opened as an exec load file.**

**Explanation:** The exec load routine cannot close the specified file. The file was not opened for the routine.

**System Action:** The file is not closed.

**User Response:** Contact your system programmer for help.

**Destination:** REXX user

**Module:** ARXELOAD

---

**ARX0432E The specified exec load file *member* cannot be closed. It is not known to the current REXX environment.**

**Explanation:** The exec load routine cannot close the specified exec load file. The file is not defined in the current language processor environment.

**System Action:** The file is not closed.

**User Response:** Contact your system programmer for help.

**Destination:** REXX user

**Module:** ARXELOAD

---

**ARX0435E An invalid record was found during exec load. This is an internal error.**

**Explanation:** An invalid record was found during the exec load process. This may be the result of a system overlay or a serious internal problem. This is an internal system error.

**System Action:** The load function is ended.

**User Response:** Contact your system programmer for help.

**Destination:** REXX user

**Module:** ARXELOAD

---

**ARX0440E** No I/O buffer is available for exec load from file *file\_name*. This is an internal error.

**Explanation:** No internal I/O buffer is available during exec load. This may be the result of a system overlay or serious internal problem. This is an internal system error.

**System Action:** The load function is ended.

**User Response:** Contact your system programmer for help.

**Destination:** REXX user

**Module:** ARXELOAD

---

**ARX0501E** An unknown function request was passed to the REXX I/O routine. Function *function* is not supported.

**Explanation:** The REXX I/O routine was called for an unknown function.

**System Action:** No function is performed.

**User Response:** Correct the call to the REXX I/O routine, or contact your system programmer for help.

**Destination:** REXX user

**Module:** ARXIOPGT

---

**ARX0502E** An attempt was made to 'READ' from file *file\_name*, which is opened, but not for input. 'READ' is not allowed.

**Explanation:** The program tried to read from the specified file, but the function is not allowed. The file is not open for input.

**System Action:** The READ function is not performed.

**User Response:** If the file is currently opened for 'WRITE', close it and reopen it for input or update, or contact your system programmer for help.

**Destination:** REXX user

**Module:** ARXIOPGT

---

**ARX0503E** An attempt was made to 'WRITE' to file *file\_name*, which is opened, but not for output. 'WRITE' is not allowed.

**Explanation:** The program tried to write to the specified file, but the function is not allowed. The file is not open for output.

**System Action:** The WRITE function is not performed.

**User Response:** If the file is currently opened for 'READ', close it and reopen it for output, or update, or contact your system programmer for help.

**Destination:** REXX user

**Module:** ARXIOPGT

---

**ARX0509E** Invalid record format for file associated with *file\_name*. RECFM must be fixed or variable.

**Explanation:** A REXX file has a record format that is not valid. I/O is supported only to or from files with non-spanned fixed or variable record format.

**System Action:** I/O is not performed.

**User Response:** Check the record format of the indicated I/O file to ensure proper record format, or contact your system programmer for help.

**Destination:** REXX user

**Module:** ARXIOPGT

---



---

**ARX0520E** Unable to serialize during the REXX I/O function, *function*.

**Explanation:** The REXX I/O routine was unable to serialize when called for the specified function.

**System Action:** The function is not performed.

**User Response:** Contact your system programmer for help.

**Destination:** REXX user

**Module:** ARXIOPGT

---

**ARX0521E** Unable to release serialization during the REXX I/O function, *function*.

**Explanation:** The REXX I/O routine was unable to release serialization when called for the specified function.

**System Action:** The function is not performed.

**User Response:** Contact your system programmer for help.

**Destination:** REXX user

**Module:** ARXIOPGT

---

**ARX0522E** Unable to obtain storage during the REXX I/O function, *function*.

**Explanation:** The REXX I/O routine was unable to obtain storage when called for the specified function.

**System Action:** The function is not performed.

**User Response:** Try running the program in a partition with a larger GETVIS area, or contact your system programmer for help.

**Destination:** REXX user

**Module:** ARXIOPGT

---

**ARX0523E** Invalid storage amount requested during the REXX I/O function, *function*.

**Explanation:** The REXX I/O routine was unable to obtain storage when called for the specified function. An amount that was not valid was requested. This is an internal error.

**System Action:** The function is not performed.

**User Response:** Contact your system programmer for help.

**Destination:** REXX user

**Module:** ARXIOPGT

---

**ARX0524E** Caller of REXX I/O routine must serialize when requesting the *function* function.

**Explanation:** The caller of the REXX I/O routine must serialize when calling the REXX I/O routine for the specified function.

**System Action:** The function is not performed.

**User Response:** Contact your system programmer for help.

**Destination:** REXX user

**Module:** ARXIOPGT

---

**ARX0530E** Unable to close file *file\_name*. It is owned by a higher task.

**Explanation:** The program or task cannot close the specified REXX I/O file. A higher level task owns the file and only the owning task can close it.

**System Action:** The file is not closed.

**User Response:** Contact your system programmer for help.

**Destination:** REXX user

**Module:** ARXIOPGT

---



---

**ARX0531E**    **Unable to close file *file\_name*. It was not opened by the REXX I/O routine.**

**Explanation:** The REXX I/O routine cannot close the specified file. It was not opened for I/O.

**System Action:** The file is not closed.

**User Response:** Contact your system programmer for help.

**Destination:** REXX user

**Module:** ARXIOGPT

---

**ARX0532E**    **Unable to close file *file\_name*. It is not open.**

**Explanation:** The REXX I/O routine cannot close the specified file. The file is not defined in the current REXX environment.

**System Action:** The file is not closed.

**User Response:** Contact your system programmer for help.

**Destination:** REXX user

**Module:** ARXIOGPT

---

**ARX0533E**    **Unable to READ and/or WRITE from exec. The *function* request is not allowed.**

**Explanation:** This current program has tried to READ from a file or WRITE to a file. Either one or both of these functions is not permitted for programs in the current REXX environment. The function is not allowed.

**System Action:** The function is not performed.

**User Response:** Do not attempt to READ or WRITE or both from programs in this environment, or contact your system programmer for help.

**Destination:** REXX user

**Module:** ARXIOGPT

---

**ARX0535E**    **The REXX I/O service was called to WRITE a record but an invalid record was provided.**

**Explanation:** A record that was not valid was found during a REXX I/O WRITE request. This may be the result of a system overlay or other serious internal problem. The WRITE function is ended.

**System Action:** The WRITE function is not performed.

**User Response:** Contact your system programmer for help.

**Destination:** REXX user

**Module:** ARXIOGPT

---

**ARX0536E**    **Record cannot be updated. No record from file *file\_name* has been read for update.**

**Explanation:** The REXX I/O routine was called to update a record from the specified file, but the update is not allowed because no record has been read for update. Update allows only rewriting (in-place) the last record read. The WRITE function is ended.

**System Action:** The WRITE function is not performed.

**User Response:** Contact your system programmer for help.

**Destination:** REXX user

**Module:** ARXIOGPT

---

**ARX0540E**    **No I/O buffer is available for input or output with file *file\_name***

**Explanation:** No internal I/O buffer is available during REXX I/O. This may be the result of a system overlay or other serious internal problem. The REXX I/O function is ended.

**System Action:** I/O is not performed.

**User Response:** Contact your system programmer for help.

**Destination:** REXX user

**Module:** ARXIOGPT

---

**ARX0541E**    **Update failed. Number of record specified does not match number of last record read.**

**Explanation:** The absolute number of the record to be updated does not match the number of the last record read. The update is not allowed.

This error may indicate multiple tasks are simultaneously processing the same file. The number of the last record the updating task read may not be what the task expects if another task is also reading the file with the same control block.

**System Action:** The update is not performed.

**User Response:** Contact your system programmer for help.

**Destination:** REXX user

**Module:** ARXIOGPT

---

**ARX0542E**    **Missing or incorrect record format for file *file\_name*.**

**Explanation:** You did not specify the record format, or the format is incorrect. Valid values are: FIXUNB, FIXBLK, VARBLK, and VARUNB.

**System Action:** EXECIO ends.

**User Response:** Specify one of the valid values after RECFORM, or check the IOPTS control block on the ARXINOUT interface.

**Destination:** REXX user

**Module:** ARXIOGPT

---

**ARX0543E**    **Missing or incorrect block size for file *file\_name*.**

**Explanation:** The block size is missing or is incorrect. The maximum value for the block size is 32761.

**System Action:** EXECIO ends.

**User Response:** Specify BLOCKSIZE *n*, where *n* is the block size. Or check the IOPTS control block on the ARXINOUT interface.

**Destination:** REXX user

**Module:** ARXIOGPT

---

**ARX0544E**    **Missing or incorrect record size for file *file\_name*.**

**Explanation:** The record size is missing or is incorrect. The correct record size is less than or equal to the block size, and the block size is a multiple of the record size.

**System Action:** EXECIO ends.

**User Response:** Specify RECSIZE *n*, where *n* is the record size. Or check the IOPTS control block on the ARXINOUT interface.

**Destination:** REXX user

**Module:** ARXIOGPT

---

**ARX0545E**    **No IOPTS control block for file *file\_name*.**

**Explanation:** ARXINOUT did not pass the IOPTS control block. The language processor needs this to determine how to open the file.

**System Action:** EXECIO ends.

**User Response:** Specify parameter 9 in the call to ARXINOUT.

**Destination:** REXX user

**Module:** ARXIOGPT

---

**ARX0546E** The I/O function is not valid for *file\_name*.**Explanation:** The I/O function is not valid for the file.**System Action:** EXECIO ends.**User Response:** Check the I/O function on the EXECIO command or in the ARXINOUT interface. The DISKW in the EXECIO command and an OPENW, WRITE, or CLOSE function in the ARXINOUT interface are the only I/O functions allowed for SYSLST. The DISKR in the EXECIO command and an OPENR, READ, or CLOSE function in the ARXINOUT interface are the only valid I/O functions for SYSIPT.**Destination:** REXX user**Module:** ARXEXPR ARXIOGPT**ARX0547E** File *file\_name* does not have record format **STRING**. Option **BYTES** is invalid.**Explanation:** The given library file has a logical record format "fixed". Option BYTES is invalid for this file type.**System Action:** EXECIO ends.**User Response:** Omit option BYTES in the EXECIO command. Use parameter "linenum" instead.**Destination:** REXX user**Module:** ARXIOGPT**ARX0548E** File *file\_name* has record format **STRING**. Option **bytes** is missing.**Explanation:** The given library file has a logical record format "string". Option BYTES must be used when file is open for write or update.**System Action:** EXECIO ends.**User Response:** Insert option BYTES in the EXECIO command.**Destination:** REXX user**Module:** ARXIOGPT**ARX0560E** Invalid service request was passed to REXX I/O linkage assist routine. Service *service\_name* is not supported.**Explanation:** The REXX I/O linkage assist routine has been called for an unsupported function. This is an internal error.**System Action:** No function is performed.**User Response:** Contact your system programmer for help.**Destination:** REXX user**Module:** ARXIOLAR**ARX0561E** Error during READ or GET from file *file\_name*. Record read exceeds the internal buffer size.**Explanation:** The record read by the REXX I/O linkage assist routine during a READ or GET request is too large to fit in the buffer provided. Storage may have been overlaid. This is an internal error. This can occur during an attempt to load a program or to perform REXX I/O.**System Action:** I/O is not performed.**User Response:** Contact your system programmer for help.**Destination:** REXX user**Module:** ARXIOLAR**ARX0562E** Abnormal completion of the *service\_name* Data Management macro.**Explanation:** An error occurred while trying to perform the specified data management service. The service ended abnormally.**System Action:** The data management service *service\_name* did not complete.**User Response:** Try to correct the condition causing the error, or contact your system programmer for help.**Destination:** REXX user**Module:** ARXIOLAR**ARX0563E** Unable to open file *file\_name*.**Explanation:** An error occurred during an attempt to open the specified file using the Data Management OPEN macro. Other messages that describe the cause of the open failure may accompany this message.**System Action:** The file is not opened.**User Response:** Correct the error condition, or contact your system programmer for help.**Destination:** REXX user**Module:** ARXIOLAR**ARX0564E** Unable to close file *file\_name*.**Explanation:** An error occurred during an attempt to close the specified file using the Data Management CLOSE macro. Other messages that describe the cause of the close failure may accompany this message.**System Action:** The file is not closed.**User Response:** Correct the error condition, or contact your system programmer for help.**Destination:** REXX user**Module:** ARXIOLAR**ARX0565I** *text1*, RC=(*rrrr,nnnn*) *moduleid* *text2***Explanation:** This message provides information explaining a problem that occurs while performing a z/VSE service. It may assist service personnel with problem determination. The *text1* identifies the service causing the problem. The *rrrr* and *nnnn* are the return code and reason code, respectively, from the z/VSE service that REXX/VSE used. They can be ??? if the z/VSE service does not supply this information. The *moduleid* is an identifier for the REXX module that detects the problem, and *text2* is additional text that further explains the problem. The *rrrr*, *nnnn*, *moduleid*, and *text2* may not be present in all messages.**System Action:** None**User Response:** Check your program for errors that may have caused the problem, or contact your system programmer for help.**Destination:** REXX user**Module:** *moduleid* the message specifies**ARX0566E** Unable to perform I/O operation on file *file*. File is empty or contains no end-of-file mark.**Explanation:** An attempt was made to open a file for input. The file has no end-of-file mark. It may never have had data written to it. The file was not successfully opened for the I/O operation.**System Action:** Program processing continues.**User Response:** Determine why your program is trying to read from a file that never contained data. If data is supposed to be in the file, determine why no data exists.**Destination:** REXX user

Module: ARXIOLAR

---

**ARX0570E**    **Unable to obtain or free storage for console I/O.**

**Explanation:** A request was made in a program to read from the REXX input stream and virtual storage was not available.

**System Action:** I/O is not performed.

**User Response:** Try to correct the error condition, or contact your system programmer for help.

**Destination:** REXX user

**Module:** ARXSYSCO

---

**ARX0572E**    **Invalid function request.**

**Explanation:** A function that was not valid was passed to an I/O routine.

**System Action:** I/O is not performed.

**User Response:** Try to correct the error condition, or contact your system programmer for help.

**Destination:** REXX user

**Module:** ARXSYSCO

---

**ARX0601E**    **EXECIO "lines" positional parameter is not valid. Specify \* or a number.**

**Explanation:** The first EXECIO positional parameter must be the number of lines for EXECIO to process or \* (for all lines).

**System Action:** EXECIO ends.

**User Response:** Specify an asterisk (\*) or a number.

**Destination:** REXX user

**Module:** ARXEXPRS

---

**ARX0602E**    **EXECIO "lines" positional parameter is missing.**

**Explanation:** The first EXECIO positional parameter must be the number of lines for EXECIO to process or \* (for all lines). This parameter is required.

**System Action:** EXECIO ends.

**User Response:** Specify an asterisk (\*) or a number.

**Destination:** REXX user

**Module:** ARXEXPRS

---

**ARX0603E**    **EXECIO "operation" positional parameter is not valid. Specify DISKR, DISKRU, or DISKW.**

**Explanation:** The second positional parameter on the EXECIO command is not valid. This parameter must specify one of the valid operations to be performed.

**System Action:** EXECIO ends.

**User Response:** Specify DISKR (input) to read a file, DISKRU (update) to update a file, or DISKW (output) to write a file.

**Destination:** REXX user

**Module:** ARXEXPRS

---

**ARX0604E**    **EXECIO "operation" positional parameter is missing. Specify DISKR, DISKRU, or DISKW.**

**Explanation:** The second positional parameter on the EXECIO command is missing. It must be a valid "operation" identifier: DISKR, DISKRU, or DISKW. It is required and must specify one of the valid operations to be performed.

**System Action:** EXECIO ends.

**User Response:** Specify DISKR (input) to read a file, DISKRU (update) to update a file, or DISKW (output) to write a file.

**Destination:** REXX user

---

Module: ARXEXPRS

---

**ARX0605E**    **EXECIO "filename" positional parameter is not valid.**

**Explanation:** The third positional parameter on the EXECIO command is not a valid file name.

**System Action:** EXECIO ends.

**User Response:** Specify a 1 to 7 character file name or 34 character library name to or from which I/O is performed. For a SAM file, associate the file with a file name before using EXECIO.

**Destination:** REXX user

**Module:** ARXEXPRS

---

**ARX0606E**    **EXECIO "filename" positional parameter is missing.**

**Explanation:** The third positional parameter on the EXECIO command, the file name, is missing. This parameter is required.

**System Action:** EXECIO ends.

**User Response:** Specify a 1 to 7 character file name or 34 character library name to or from which I/O is performed. For a SAM file, associate the file with a file name before using EXECIO.

**Destination:** REXX user

**Module:** ARXEXPRS

---

**ARX0607E**    **EXECIO "linenum" positional parameter is not valid. Specify a number or nothing.**

**Explanation:** The fourth positional parameter on the EXECIO command, if specified, must be a valid number. This parameter represents the record number at which reading is to begin for a DISKR or DISKRU operation. This parameter is not valid for DISKW.

**System Action:** EXECIO ends.

**User Response:** Specify a *linenum* value, or specify nothing.

**Destination:** REXX user

**Module:** ARXEXPRS

---

**ARX0608E**    **No EXECIO positional parameters were found. Three are required.**

**Explanation:** No positional parameters were found for the EXECIO command. However, you must specify at least three positional parameters.

**System Action:** EXECIO ends.

**User Response:** Specify a number or asterisk (\*) as the first positional parameter to indicate the number of lines to process. Specify DISKR, DISKRU, or DISKW (the operation) as the second positional parameter. Specify the file name to or from which I/O is to be done as the third positional parameter.

**Destination:** REXX user

**Module:** ARXEXPRS

---

**ARX0609E**    **Too many EXECIO positional parameters found. The maximum is four.**

**Explanation:** The command contained an unknown positional parameter.

**System Action:** EXECIO ends.

**User Response:** You can specify a maximum of four positional parameters. Remove any extra parameters. If you wish to specify EXECIO options, they must follow the positional parameters, and a left parenthesis delimits them from the positional parameters.

**Destination:** REXX user

**Module:** ARXEXPRS

---

**ARX0609E**    **Too many EXECIO positional parameters found. The maximum is four.**

**Explanation:** The command contained an unknown positional parameter.

**System Action:** EXECIO ends.

**User Response:** You can specify a maximum of four positional parameters. Remove any extra parameters. If you wish to specify EXECIO options, they must follow the positional parameters, and a left parenthesis delimits them from the positional parameters.

**Destination:** REXX user

**Module:** ARXEXPRS

---

## ARX0610E • ARX0620E

**Destination:** REXX user  
**Module:** ARXEXPRS

---

**ARX0610E No STEM name was found after EXECIO STEM option.**

**Explanation:** There was no STEM variable name after the EXECIO "STEM" option.

**System Action:** EXECIO ends.

**User Response:** Specify the name of the STEM variable after the "STEM" option. A STEM variable name can be from 1 to 240 characters in length.

**Destination:** REXX user

**Module:** ARXEXPRS

---

**ARX0611E EXECIO STEM option is specified more than once.**

**Explanation:** The EXECIO STEM option can be specified only once on the EXECIO command.

**System Action:** EXECIO ends.

**User Response:** Correct the EXECIO command so that STEM is specified only once.

**Destination:** REXX user

**Module:** ARXEXPRS

---

**ARX0612E EXECIO STEM name is not valid or is too long.**

**Explanation:** The specified EXECIO STEM name is not valid or is too long.

**System Action:** EXECIO ends.

**User Response:** Valid names are 1 to 240 characters in length and must be valid REXX variable names.

**Destination:** REXX user

**Module:** ARXEXPRS

---

**ARX0613E EXECIO FIFO or LIFO options are not allowed with STEM.**

**Explanation:** The EXECIO command included the FIFO or LIFO option and the STEM option. However, the LIFO, FIFO, and STEM options are mutually exclusive.

**System Action:** EXECIO ends.

**User Response:** Remove either the STEM option or the FIFO or LIFO option.

**Destination:** REXX user

**Module:** ARXEXPRS

---

**ARX0614E EXECIO FIFO or LIFO options are not allowed with DISKW.**

**Explanation:** The EXECIO command included the FIFO or LIFO option and the DISKW operation. However, FIFO and LIFO are not valid with DISKW.

**System Action:** EXECIO ends.

**User Response:** Correct the EXECIO command so FIFO and LIFO are not present with DISKW.

**Destination:** REXX user

**Module:** ARXEXPRS

---

**ARX0615E EXECIO "linenum" parameter is not allowed with DISKW.**

**Explanation:** The EXECIO command included the *linenum* parameter and the DISKW operation. However, *linenum* is not valid with DISKW.

**System Action:** EXECIO ends.

**User Response:** Correct the EXECIO command so that

*linenum* is not present with DISKW.

**Destination:** REXX user

**Module:** ARXEXPRS

---

**ARX0616E EXECIO SKIP option is not allowed with DISKW.**

**Explanation:** The EXECIO command included the SKIP option and the DISKW operation. However, SKIP is not valid with DISKW.

**System Action:** EXECIO ends.

**User Response:** Correct the EXECIO command so that the SKIP option is not present with DISKW.

**Destination:** REXX user

**Module:** ARXEXPRS

---

**ARX0617E EXECIO error. Unrecognized or ambiguous keyword found.**

**Explanation:** An unknown or ambiguous EXECIO keyword option was found on the EXECIO command. It cannot be processed. An unknown option is something other than the valid options FIFO, LIFO, STEM, SKIP, FINIS, and OPEN. An ambiguous option is something like FI (which may be either FIFO or FINIS).

**System Action:** EXECIO ends.

**User Response:** Change the EXECIO keyword to a valid option.

**Destination:** REXX user

**Module:** ARXEXPRS

---

**ARX0618E EXECIO error. No RECFORM value was found after EXECIO RECFORM option.**

**Explanation:** A value (FIXUNB, FIXBLK, VARUNB, or VARBLK) must follow the RECFORM keyword. This is missing.

**System Action:** EXECIO ends.

**User Response:** Include a value after RECFORM.

**Destination:** REXX user

**Module:** ARXEXPRS

---

**ARX0619E EXECIO error. The RECSIZE value is not numeric.**

**Explanation:** The parameter (*n*) following the RECSIZE keyword must be a number. *n* was not a number.

**System Action:** EXECIO ends.

**User Response:** Specify a number for *n*.

**Destination:** REXX user

**Module:** ARXEXPRS

---

**ARX0620E EXECIO error. No RECSIZE value was found after EXECIO RECSIZE option.**

**Explanation:** A record size (*n*) must follow the RECSIZE keyword. This is missing.

**System Action:** EXECIO ends.

**User Response:** Include a record size (*n*) value after RECSIZE.

**Destination:** REXX user

**Module:** ARXEXPRS

---



---

**ARX0621E EXECIO error. The BLKSIZE value is not numeric.**

**Explanation:** The parameter (*n*) following the BLKSIZE keyword must be a number. *n* was not a number.

**System Action:** EXECIO ends.

**User Response:** Specify a number for *n*.

**Destination:** REXX user

**Module:** ARXEXPRS

---

**ARX0622E EXECIO error. No BLKSIZE value was found after EXECIO BLKSIZE option.**

**Explanation:** A block size (*n*) must follow the BLKSIZE keyword. This is missing.

**System Action:** EXECIO ends.

**User Response:** Include a block size (*n*) after the BLKSIZE keyword.

**Destination:** REXX user

**Module:** ARXEXPRS

---

**ARX0623E EXECIO error. The BYTES value is not valid.**

**Explanation:** The parameter following the BYTES keyword must be a number greater than zero.

**System Action:** EXECIO ends.

**User Response:** Specify a number greater than zero as BYTES value.

**Destination:** REXX user

**Module:** ARXEXPRS

---

**ARX0624E EXECIO error. No BYTES value was found after EXECIO BYTES option.**

**Explanation:** A numeric value must follow the BYTES keyword. This is missing.

**System Action:** EXECIO ends.

**User Response:** Include a value after BYTES.

**Destination:** REXX user

**Module:** ARXEXPRS

---

**ARX0625E EXECIO error. The STRTBYTE value is not valid.**

**Explanation:** The parameter following the STRTBYTE keyword must be a number greater than zero.

**System Action:** EXECIO ends.

**User Response:** Specify a number greater than zero as STRTBYTE value.

**Destination:** REXX user

**Module:** ARXEXPRS

---

**ARX0626E EXECIO error. No STRTBYTE value was found after EXECIO STRTBYTE option.**

**Explanation:** A numeric value must follow the STRTBYTE keyword. This is missing.

**System Action:** EXECIO ends.

**User Response:** Include a value after STRTBYTE.

**Destination:** REXX user

**Module:** ARXEXPRS

---

**ARX0627E EXECIO BYTES option is only allowed for library members.**

**Explanation:** The file to be processed is not a member of the sublibrary. In this case option BYTES has no meaning and is not allowed.

**System Action:** EXECIO ends.

**User Response:** Omit option BYTES in the EXECIO command.

**Destination:** REXX user

**Module:** ARXEXPRS

---

**ARX0628E EXECIO BYTES option is not allowed with "linenum" parameter.**

**Explanation:** BYTES parameter is only valid for library members with logical record format "string", that is, only 1 record of arbitrary length exists. In this case parameter "linenum" has no meaning and is not allowed.

**System Action:** EXECIO ends.

**User Response:** Either omit option BYTES for library members with record format "fixed", or omit parameter "linenum" for library members with record format "string".

**Destination:** REXX user

**Module:** ARXEXPRS

---

**ARX0629E EXECIO STRTBYTE option is only allowed together with DISKR(U) and BYTES.**

**Explanation:** The EXECIO command included the STRTBYTE option without specifying the DISKU(R) or BYTES option. However, STRTBYTE is not valid without DISKR(U) and BYTES.

**System Action:** EXECIO ends.

**User Response:** Correct the EXECIO command so that options STRTBYTE, DISKR or DISKRU, and BYTES are present.

**Destination:** REXX user

**Module:** ARXEXPRS

---

**ARX0630E EXECIO BYTES option is only allowed together with "lines" value 0 or 1.**

**Explanation:** BYTES parameter is only valid for library members with logical record format "string", that is only 1 record of arbitrary length exists. So parameter "lines" should be "0" when opening or closing this member or "1" when reading from or writing to this member.

**System Action:** EXECIO ends.

**User Response:** Correct EXECIO command so that the value of "lines" is 0 or 1.

**Destination:** REXX user

**Module:** ARXEXPRS

---

**ARX0631E EXECIO BYTES option is not allowed together with DATA option.**

**Explanation:** The EXECIO command included option BYTES and DATA. DATA is only valid when writing library files with logical record format "fixed". However, specifying BYTES means writing a library file with logical record format "string".

**System Action:** EXECIO ends.

**User Response:** Correct EXECIO command so that the BYTES option is not present with DATA.

**Destination:** REXX user

**Module:** ARXEXPRS

---

**ARX0650E EXECIO internal error. Report the problem to IBM.**

**Explanation:** The EXECIO routine detected an internal error and immediately stopped processing.

**System Action:** EXECIO ends.

**User Response:** Contact your system programmer for help.

**Destination:** REXX user

**Module:** ARXEXIO

---

**ARX0651E EXECIO error. STEM variable name is not valid.**

**Explanation:** The REXX variable access routine (ARXEXCOM) detected an incorrect REXX variable name used with the EXECIO "STEM" option.

**System Action:** EXECIO ends.

**User Response:** Specify a valid REXX variable name after the EXECIO "STEM" option. The STEM variable name can be from 1 to 240 characters in length.

**Destination:** REXX user

**Module:** ARXEXIO

---

**ARX0652E EXECIO error while trying to fetch a REXX variable.**

**Explanation:** An error occurred in the REXX variable access routine (ARXEXCOM) during a variable fetch operation from the EXECIO routine. The variable value was not obtained successfully.

**System Action:** EXECIO ends.

**User Response:** Contact your system programmer for help.

**Destination:** REXX user

**Module:** ARXEXIO

---

**ARX0653E EXECIO error while trying to store a REXX variable.**

**Explanation:** An error occurred in the REXX variable access routine (ARXEXCOM) during a variable store (or set) operation from the EXECIO routine. The variable value was not set successfully.

**System Action:** EXECIO ends.

**User Response:** Contact your system programmer for help.

**Destination:** REXX user

**Module:** ARXEXIO

---

**ARX0654E EXECIO error. An attempt was made to read or write to an unusable record.**

**Explanation:** An unusable record was encountered while trying to read or write a record during EXECIO processing. This is an internal error.

**System Action:** EXECIO ends.

**User Response:** Contact your system programmer for help.

**Destination:** REXX user

**Module:** ARXEXIO

---

**ARX0660E EXECIO error. Unable to serialize.**

**Explanation:** The EXECIO routine was unable to serialize. EXECIO processing is not performed.

**System Action:** EXECIO ends.

**User Response:** Contact your system programmer for help.

**Destination:** REXX user

**Module:** ARXEXIO

---

**ARX0661E EXECIO error. Unable to release serialization.**

**Explanation:** The EXECIO routine was unable to release serialization.

**System Action:** EXECIO ends.

**User Response:** Contact your system programmer for help.

**Destination:** REXX user

**Module:** ARXEXIO

---



---

**ARX0662E EXECIO error. Unable to obtain storage.**

**Explanation:** The EXECIO routine was unable to obtain storage.

**System Action:** EXECIO ends.

**User Response:** Try running the program in a partition with a larger GETVIS area, or contact your system programmer for help.

**Destination:** REXX user

**Module:** ARXEXIO

---

**ARX0663E EXECIO error. Invalid storage amount requested.**

**Explanation:** The EXECIO routine was unable to obtain storage. The requested amount was not valid. This is an internal error.

**System Action:** EXECIO ends.

**User Response:** Contact your system programmer for help.

**Destination:** REXX user

**Module:** ARXEXIO

---

**ARX0670E EXECIO error while trying to GET or PUT a record.**

**Explanation:** The REXX I/O routine returned a return code indicating an error to the EXECIO routine during an I/O operation.

Another message (from the REXX I/O routine) that more fully describes the error condition may accompany this message.

**System Action:** EXECIO ends.

**User Response:** Try to correct the error condition, or contact your system programmer for help.

**Destination:** REXX user

**Module:** ARXEXIO

---

**ARX0671E EXECIO error while trying to close a file.**

**Explanation:** The REXX I/O routine returned a return code indicating an error to the EXECIO routine during a 'CLOSE' request. This program cannot close the specified file.

Another message (from the REXX I/O routine) that more fully describes the error condition may accompany this message.

A likely cause of this error is attempting to close a file that a higher level task opened. You may have specified the FINIS option or the *linenum* positional parameter for a file that was opened under another task. However, you should specify only a file that has not yet been opened or that was opened at the current task level when using FINIS or *linenum*.

**Note:** Both FINIS and *linenum* cause EXECIO to try to close the specified file. However, EXECIO can close only files that were opened at the same task level as that of the currently running program.

**System Action:** EXECIO ends.

**User Response:** Contact your system programmer for help.

**Destination:** REXX user

**Module:** ARXEXIO

---

**ARX0672E EXECIO error while trying to get an element from the data stack.**

**Explanation:** The stack routine returned a return code indicating an error to the EXECIO routine while trying to get an element from the data stack or default input file.

Another message that more fully describes the error condition may accompany this message.

**System Action:** EXECIO ends.

**User Response:** Try to correct the error condition, or contact your system programmer for help.

**Destination:** REXX user

**Module:** ARXEXIO

**ARX0673E EXECIO error while trying to put an element on the data stack.**

**Explanation:** The stack routine returned a return code indicating an error to the EXECIO routine while trying to add an element to the data stack

Another message from the stack routine that more fully describes the error condition may accompany this message.

**System Action:** EXECIO ends.

**User Response:** Try to correct the error condition, or contact your system programmer for help.

**Destination:** REXX user

**Module:** ARXEXIO

**ARX0674E EXECIO is unable to open file *file\_name* for DISKR or DISKRU. The file is already open, but not for input.**

**Explanation:** The EXECIO routine tried to open the specified file for DISKR or DISKRU, but the file is already open in a mode that is not compatible with DISKR or DISKRU. This file is probably open for DISKW.

**System Action:** The open for DISKR or DISKRU is not performed. The file remains open in the mode in which it was opened before this open request.

**User Response:** First close the file. Then reissue the EXECIO open request.

**Destination:** REXX user

**Module:** ARXEXIO

**ARX0675E EXECIO is unable to open file *file\_name* for DISKW. The file is already open, but not for output.**

**Explanation:** The EXECIO routine tried to open the specified file for DISKW, but the file is already open in a mode that is not compatible with DISKW. This file is probably open for DISKR.

**System Action:** The open for DISKW is not performed. The file remains open in the mode in which it was opened before this open request.

**User Response:** First close the file. Then reissue the EXECIO open request.

**Destination:** REXX user

**Module:** ARXEXIO

**ARX0690E Internal Error Message is *message*.**

**Explanation:** A VSAM I/O Operation returned with an error. *message* is either an EDC-Message, if the VSAM data set is batch-processed, or an error from \$IESCVBA, if the VSAM data set is CICS-processed. EDC-messages are described in the manual *LE/VSE Debugging Guide and Run-Time Messages*.

**System Action:** VSAMIO ends with RC 8.

**Programmer Response:** Correct the VSAMIO command in your REXX program appropriately.

**Destination:** REXX user

**Module:** ARXVSAM

**ARX0691E VSAM Return Code *rc* and Error Code *ec* from macro *mac* for file *filename*.**

**Explanation:** An error occurred during a VSAM I/O operation. The corresponding VSAM Return Code *rc* and the VSAM Error Code *ec* of the failing system macro *mac* used internally are mentioned.

**System Action:** VSAMIO ends with RC 8.

**Programmer Response:** VSAM Return Codes and Error Codes are described in the VSE/VSAM chapter of the manual *z/VSE Messages and Codes, Volume 2*.

**Destination:** REXX user

**Module:** ARXVSAM

**ARX0692E At End Of File *filename*.**

**Explanation:** Current processing position is at the end of the VSAM file *filename*.

**System Action:** VSAMIO ends with RC 8.

**Programmer Response:** Change processing position using VSAMIO operands STARTREC resp. STARTKEY.

**Destination:** REXX user

**Module:** ARXVSAM

**ARX0693E *function\_code* invocation of CEEPIPI failed. Error Code is *ec*.**

**Explanation:** The CEEPIPI preinitialization services of LE are used to implement command VSAMIO. Usage of function INITSUB or CALLSUB of CEEPIPI fails because of one of the following error codes:

- 8 CEEPIPI.PHASE not found.
- 9 CEEPIPI called from an active LE-environment.
- 16 Storage problem
- 20 Invocation of CEEPIPI routine failed.
- 24 Locking problem.

**System Action:** VSAMIO ends with RC 8.

**Programmer Response:** Recommendation depends on the error code *ec*:

- 8 Check your LIBDEF chain. CEEPIPI.PHASE is usually located in PRD2.SCEEBASE.
- 9 Contact IBM due to internal error.
- 16 Use a partition with more GETVIS space.
- 20 Contact IBM due to internal error.
- 24 Retry later on.

**Destination:** REXX user

**Module:** ARXVSAM

**ARX0700I A REXX exec is executing under the REXX environment.**

**Explanation:** The REXX language processor environment cannot be terminated because a program is running under the environment.

**System Action:** The REXX language processor environment is not terminated.

**User Response:** Terminate the language processor environment only after all programs have completed.

**Destination:** REXX user

**Module:** ARXITERM

---

**ARX0701I    The REXX environment has dependent environment(s).**

**Explanation:** The REXX language processor environment was the first environment initialized under the task but is not the last remaining REXX environment under the task. The first REXX environment initialized on a task must be the last REXX environment terminated on the task.

**System Action:** The REXX language processor environment is not terminated.

**User Response:** Terminate the first REXX environment established under a task only after all other REXX environments on the task have been terminated.

**Destination:** REXX user

**Module:** ARXITERM

---

**ARX0702I    ARXTERM returned a nonzero return code.**

**Explanation:** The REXX language processor environment termination exit routine (ARXTERM) returned a nonzero return code.

**System Action:** The REXX language processor environment is not terminated.

**User Response:** Contact your system programmer for help.

**Destination:** REXX user

**Module:** ARXITERM

---

**ARX0750I    The address environment entry cannot be found, added, or deleted.**

**Explanation:** The ARXSUBCM routine was called to change, add, or delete an entry in the host command environment table SUBCOMTB. The entry was not found in the table or could not be added to or deleted from the table. The request to update the SUBCOMTB table is not performed. The most likely reason for this error is that the parameters on the call to ARXSUBCM were incorrect.

**System Action:** The table is not updated.

**User Response:** Check that the function (add, delete, update, or query), address, length, and address environment name parameters are correct on the call, or contact your system programmer for help.

**Destination:** REXX user

**Module:** ARXESUBC

---

**ARX0751I    The REXX immediate command cannot be performed.**

**Explanation:** An immediate command (HI, HT, RT, TS, TE) cannot be performed because an immediate command that was not valid was passed to the ARXIC routine.

**System Action:** The immediate command is not performed, and ARXIC processing ends.

**User Response:** Verify the parameters passed to ARXIC, and contact your system programmer for help.

**Destination:** REXX user

**Module:** ARXEIC

---

**ARX0760E    An error occurred while retrieving the result of a REXX function.**

**Explanation:** The get result routine (ARXRLT) encountered an error while trying to retrieve the REXX evaluation block. One of the following alternate messages accompanies this primary message and describes the error in more detail.

- ARX0761E
- ARX0762E
- ARX0763E.

**System Action:** The system action varies, depending on the

particular error. See the alternate message for details.

**User Response:** Contact the author of the application that called the get result service routine.

**Destination:** REXX user

**Module:** ARXERSLT

---

**ARX0761E    A data area to hold the result was not supplied by the caller.**

**Explanation:** The parameter that should contain the address of the evaluation block supplied by the caller (into which the REXX evaluation block is copied) is zero.

**System Action:** No data is moved. The REXX evaluation block remains intact. An error code is passed to the caller.

**User Response:** Call the get result routine (ARXRLT) again, supplying the address of an evaluation block large enough to contain the entire result. Or, contact the author of the application that called the get result service routine.

**Destination:** REXX user

**Module:** ARXERSLT

---

**ARX0762E    The REXX evaluation block is not valid.**

**Explanation:** An error has been detected in the REXX evaluation block supplied by the system. The entire result is considered unreliable.

**System Action:** No data is moved. The REXX evaluation block is deleted. An error code is passed to the caller.

**User Response:** Contact the system programmer for help.

**Destination:** REXX user

**Module:** ARXERSLT

---

**ARX0763E    The GETRLT parameter is not valid while an exec is running.**

**Explanation:** The get result routine (ARXRLT) cannot be called with the GETRLT parameter while a program is running. This operation is valid only after all programs running under the current environment have completed.

The application must be modified to call the get result routine with the GETRLT parameter only after all programs running under the current environment have completed.

**System Action:** No data is moved. An error code is passed to the caller.

**User Response:** Contact the author of the application that called the get result service routine.

**Destination:** REXX user

**Module:** ARXERSLT

---

**ARX0765E    An error occurred while obtaining a new REXX evaluation block.**

**Explanation:** The get result routine (ARXRLT) encountered an error while trying to replace the REXX evaluation block with a new one. One of the following alternate messages accompanies this primary message and describes the error in more detail.

- ARX0766E
- ARX0767E
- ARX0768E.

**System Action:** The system action varies, depending on the particular error. See the alternate message for details.

**User Response:** Contact the author of the application that called the get result service routine.

**Destination:** REXX user

**Module:** ARXERSLT

---



---

**ARX0766E    The GETBLOCK parameter is not valid under the current operation.**

**Explanation:** The get result routine (ARXRLT) can be called with the GETBLOCK parameter only from an external function or subroutine. It cannot be called when the REXX program is a command or when no program is running under the current environment.

The application must be modified to call the get result routine with the GETBLOCK parameter only from an external function or subroutine.

**System Action:** A new evaluation block is not obtained. The original REXX evaluation block remains intact. An error code is passed to the caller.

**User Response:** Contact the author of the application that called the get result service routine.

**Destination:** REXX user

**Module:** ARXERSLT

---

**ARX0767E    There was insufficient storage available for the new REXX evaluation block.**

**Explanation:** The get result routine (ARXRLT) could not obtain the amount of storage requested for the new REXX evaluation block.

**System Action:** A new evaluation block is not obtained. The original REXX evaluation block remains intact. An error code is passed to the caller.

**User Response:** Verify the length of the data area requested for the new REXX evaluation block. Or, contact the author of the application that called the get result service routine.

**Destination:** REXX user

**Module:** ARXERSLT

---

**ARX0768E    The length specified for the new REXX evaluation block is not valid.**

**Explanation:** The parameter that should contain the length, in bytes, of the requested data area for the new REXX evaluation block is negative or greater than the maximum allowed.

**System Action:** A new evaluation block is not obtained. The original REXX evaluation block remains intact. An error code is passed to the caller.

**User Response:** Verify the length of the data area requested for the new REXX evaluation block. Or, contact the author of the application that called the get result service routine.

**Destination:** REXX user

**Module:** ARXERSLT

---

**ARX0770E    An error occurred during a request for the REXX evaluation block.**

**Explanation:** The get result routine (ARXRLT) encountered an error that prevents it from performing any type of service. Alternate message ARX0771E or ARX0772E accompanies this primary message and describes the error in more detail.

**System Action:** The system action varies, depending on the particular error. See the alternate message for details.

**User Response:** Contact the author of the application that called the get result service routine.

**Destination:** REXX user

**Module:** ARXERSLT

---

**ARX0771E    *Function* is not a valid function for the get result routine.**

**Explanation:** The parameter that should contain the function for the get result routine (ARXRLT) to perform did not match the allowable values.

**System Action:** An error code is passed to the caller.

**User Response:** Verify the value passed in the function field of the parameter list to the get result routine. Or, contact the author of the application that called the get result service routine.

**Destination:** REXX user

**Module:** ARXERSLT

---

**ARX0772E    The parameter list to ARXRLT is invalid.**

**Explanation:** The parameter list to the get result routine (ARXRLT) is not valid.

**System Action:** ARXRLT processing ends.

**User Response:** Verify the values passed in the parameter list to the get result routine. Or, contact the author of the application that called the get result service routine.

**Destination:** REXX user

**Module:** ARXERSLT

---

**ARX0798I    The REXX environment cannot be terminated.**

**Explanation:** The REXX language processor environment cannot be terminated. Possible reasons are:

- Recovery cannot be established
- Storage cannot be obtained
- The phase cannot be loaded
- Serialization cannot be established
- A REXX program is still running.

**System Action:** The REXX language processor environment is not terminated.

**User Response:** Contact your system programmer for help.

**Destination:** REXX user

**Module:** ARXITERM

---

**ARX0801E    Unable to serialize or release serialization when accessing the data stack.**

**Explanation:** The data stack routine was unable to serialize or release serialization when accessing the data stack.

**System Action:** Data stack processing ends.

**User Response:** Contact the system programmer for help.

**Destination:** REXX user

**Module:** ARXESTK

---

**ARX0802E    Storage not available.**

**Explanation:** Dynamic storage was not available for a stack control block or element.

**System Action:** Data stack processing ends.

**User Response:** Increase the GETVIS area of the partition, or contact your system programmer for help.

**Destination:** REXX user

**Module:** ARXESTK

---

**ARX0803E    Invalid stack function, *function* requested.**

**Explanation:** The call to the data stack routine specified a non-supported function request.

**System Action:** Data stack processing ends.

**User Response:** Contact your system programmer for help.

**Destination:** REXX user

**Module:** ARXESTK

---

---

**ARX0804E**      **Serialization control was not obtained prior to executing a data stack function.**

**Explanation:** The call to the data stack routine requested the INIT or TERM function. The caller did not have serialization control.

**System Action:** Data stack processing ends.

**User Response:** Contact your system programmer for help.

**Destination:** REXX user

**Module:** ARXESTK

---

**ARX0805E**      **The stack that was associated with the active environment block at initialization no longer exists.**

**Explanation:** The data stack that was originally in use when this program or function started no longer exists. This can be caused by establishing multiple REXX environments and not terminating them in the reverse order of their creation.

**System Action:** Data stack processing ends.

**User Response:** Contact your system programmer for help.

**Destination:** REXX user

**Module:** ARXESTK

---

**ARX0806E**      **Either the stack marker counter was not correct or a stack function was requested before the stack was initialized.**

**Explanation:** Either an internal control block error in the data stack was detected, or stack processing was called to process a REXX environment whose stack was not initialized.

**System Action:** Data stack processing ends.

**User Response:** Contact your system programmer for help.

**Destination:** REXX user

**Module:** ARXESTK

---

**ARX0810E**      **Table synchronization error for the current ADDRESS environment.**

**Explanation:** The host command in the current program could not be processed because initialization for the active ADDRESS environment was not complete.

**System Action:** The host command environment routine terminates.

**User Response:** Contact your system programmer for help.

**Destination:** REXX user

**Module:** ARXSYSHO

---

**ARX0811E**      **Accessing of exec variables was not complete after ADDRESS environment environment completed.**

**Explanation:** A problem occurred in synchronizing the access to program variables when calling a host command for the specified ADDRESS environment.

**System Action:** The host command environment routine terminates.

**User Response:** Contact your system programmer for help.

**Destination:** REXX user

**Module:** ARXSYSHO

---

**ARX0812E**      **Exec variables were being accessed while the exec was executing.**

**Explanation:** A problem occurred in synchronizing the access to program variables when returning from an external function, subroutine, or host command.

**System Action:** The host command environment routine or function search routine terminates.

**User Response:** Contact your system programmer for help.

**Destination:** REXX user

**Module:** ARXSYSFU ARXSYSHO

---

**ARX0813E**      **System error while attempting to load ADDRESS environment environment.**

**Explanation:** The ADDRESS environment could not be loaded. An I/O error occurred, or the environment name could not be found.

**System Action:** The host command environment routine terminates.

**User Response:** Contact your system programmer for help.

**Destination:** REXX user

**Module:** ARXSYSHO

---

**ARX0814E**      **Accessing of exec variables was not complete after external function/subroutine completed.**

**Explanation:** A problem occurred in synchronizing the access to program variables when calling or returning from an external function, subroutine, or host command.

**System Action:** The host command environment routine or function search routine terminates.

**User Response:** Contact your system programmer for help.

**Destination:** REXX user

**Module:** ARXSYSFU

---

**ARX0950E**      **RC=return\_code,FDBK=feedback\_code received from VSE/POWER command: command\_syntax.**

**Explanation:** An error occurred when VSE/POWER tried to process the command. (*command\_syntax* includes only the first 50 characters of the command.)

**System Action:** The command is not processed.

**User Response:** Use the information from the *return\_code* and *feedback\_code* to correct the syntax of the command. (See *VSE/POWER Application Programming*, for information about the *return\_code* and *feedback\_code*.)

**Destination:** REXX user

**Module:** ARXPOWER

---

**ARX0960E**      **ERROR Running Function name, RC=nn**

**Explanation:** A REXX function from the function package ARXEFCO failed. *name* specifies the name of the failing REXX function and *nn* determines the reason for the failure. For details on the RC refer to the manual *REXX/VSE Reference*, under chapter *REXX/VSE Console Automation*, in section *Error Codes of Failing Functions*, or under chapter *REXX Sockets Application Program Interface*, in section *REXX Sockets System Messages*.

**System Action:** The function is not processed

**User Response:** Examine explanation of the error code RC and react accordingly.

**Destination:** REXX user

**Module:** ARXEFCO

---

**ARX0970I**      **JOB job\_name job\_number status  
NODE=node\_name DATE=mm/dd/yy  
TIME=hh/mm/ss MAXRC=nnnn  
LASTRC=nnnn ORG=nnnnn**

**Explanation:** This message provides information about the status of the job when it ran or was canceled.

The *status* is either EXECUTED or CANCELED. This indicates the submitted job has run or is canceled. The *node\_name* is LOCAL

or a name of up to 8 characters that specifies the VSE node where the job has run or been canceled. This comes from the DEST parameter of the VSE/POWER \* \$\$ JOB statement. For example, for DEST=(\*,*userid*), the name is LOCAL. For DEST=(REXXVSE,*userid*), the *node\_name* is REXXVSE. The number following MAXRC is the number of the maximum return code of the executed job. The number following LASTRC is the return code of the last job step of the executed job. The number following ORG is the original job number if the job was generated with DISP=I; otherwise this is blank. DISP=I is a parameter in the POWER JCL statement \* \$\$ PUN of the job that generates this job.

**System Action:** Runs or cancels the job, as the message indicates.

**User Response:** None.

**Destination:** REXX user

**Module:** ARXWAIT

---

**ARX0980E THE PROGRAM CALLED BY ADDRESS *env* IS NOT AUTHORIZED TO ISSUE: *service***

**Explanation:** The user program was not authorized to issue a VSE service when it was called by ADDRESS LINK or LINKPGM. The *env* could either be LINK or LINKPGM. *service* could be 'SVC 14' (for example, EOJ Macro).

Add an entry into the table ARXEOJTB if the program was intended to be executed by the LINK/LINKPGM host command environments.

**System Action:** The REXX program terminates.

**User Response:** Ask your system administrator whether the user program is supported for usage of ADDRESS LINK or ADDRESS LINKPGM

**Destination:** REXX user

**Module:** ARXSTAMP

---

**ARX0996I SYSTEM ACTIVITY MEASUREMENT, ERROR CODE= *nm***

**Explanation:** While running the REXX CPU Monitor, a problem with the system activity measurement transaction appeared. The error code *nm* is explained in the REXX/VSE Reference manual.

**System Action:** Measurement of system activity is not started, and thus no ARX0998I-messages are produced.

**User Response:** Examine explanation of the error code and react accordingly. If error code describes a syntax error, correct invocation of transaction IEXM.

**Destination:** REXX user

**Module:** ARXITCPU

---

**ARX0997I REXX VECTOR TABLE NOT INITIALIZED**

**Explanation:** Initialization of REXX/VSE is usually done during startup. Either this step was missing during startup or it failed.

**System Action:** Measurement of system activity is stopped, and thus no ARX0998I-messages are produced.

**User Response:** Run // EXEC ARXLINK step of REXX initialization job ARXINST.

**Destination:** REXX user

**Module:** ARXITCPU

---

**ARX0998I PID *partid* JOB *jobname* EXCEEDS LIMITS: [ELAPSED= *hh:mm:ss* ] [CPUTIME= [*n.n*].*nn* ] [%CPU= *nn* ] [I/O= *n.n* ] [IORATE= *n.n* ]**

**Explanation:** The REXX CPU Monitor is running. It detected that any of the limits set by function SYSDEF are exceeded for JOB *jobname* running in partition *partid*.

**System Action:** This is just an informational message; the REXX CPU Monitor continues system monitoring.

**User Response:** You can define an appropriate action as described in the REXX/VSE Reference manual.

**Destination:** REXX user

**Module:** ARXITCPU

## Prefix ARX



---

## ASMA-Prefix High Level Assembler Messages

High Level Assembler for VSE produces the following types of messages:

- Assembly error-diagnostic messages.
- Assembly abnormal-termination messages.
- ASMAHL command-error messages (CMS Only).

The following section describes the format and placement of messages issued by the assembler. “Assembly Error Diagnostic Messages” on page 362 and “Abnormal Assembly Termination Messages” on page 391 list and describe each message.

---

### Message Code Format

Assembly error diagnostic messages, and assembly abnormal termination messages, have the following message code format:

ASMA*nnns*

*nnn* a three-character message number

*s* severity indicator

The severity indicators, and the corresponding severity codes are:

**I—Informational**

(Severity code = 0)

This error does not affect the running of the program; rather, it is a coding inefficiency or other such condition that can be changed. The assembler has not detected any conditions affecting the correctness of the program.

**N—Notice**

(Severity code = 2)

This type of message brings your attention to a condition that you might wish to correct. The assembler has not detected any conditions affecting the correctness of the program; however, the output from the assembly might not be what you expect.

**W—Warning**

(Severity code = 4)

Although the statement in which the condition occurs is syntactically correct, it has the potential for causing an error when the program is run.

**E—Error**

(Severity code = 8)

The condition is definitely an error. However, the assembler has tried to correct the error, or has ignored the statement in error. The program probably will not run successfully.

**S—Severe**

(Severity code = 12)

The condition is a serious error. The assembler has either ignored the statement in error, or the machine instruction has been assembled to zero. It is not likely that the program will assemble as expected or that it will run.

**C—Critical** (Severity code = 16)

The condition is a critical error. It is not likely that the program will run successfully.

**U—Unrecoverable**

(Severity code = 20)

The error condition is of such magnitude that the assembler could not continue.

ASMAHL command error messages have the following message code format:

ASMACMS*nnn*E

where:

*nnn* Is a three-character message number

**E** Simply indicates an error. In some cases the assembly will proceed after the message has been issued.

**LANGUAGE Assembler Option:** Unless otherwise indicated, the text of ASMAHL command error messages is produced in the language specified on the LANGUAGE operand in the installation default options.

---

## Message Descriptions

Each message entry for assembly error diagnostic messages and assembly abnormal termination messages has the following five sections:

- Message Number and Text
- Explanation of Message
- System Action
- Programmer Response
- Severity Code

Each message entry for ASMAHL command error messages has up to five of the following sections:

- Message Number and Text
- Explanation of Message
- Supplemental Information
- System Action
- Programmer Response

### Message Number and Text

Only the message number and the major fixed portion of the message text are included in the message description. Any abbreviations in actual message text are described under the message explanation section. Unused message numbers account for the gaps in the message number sequence. No messages are defined for numbers which are not included in this section (for example, ASMA222).

### Explanation of Message

For some messages there is more than one explanation, as different sections of the assembler can generate the same message. Several assembler termination messages have identical explanations.

## Supplemental Information

For ASMAHL command error messages, the supplemental information describes the possible contents of the variables in the message text.

## System Action

This section describes how the assembler handles statements with errors. Some actions include:

- A machine instruction assembles as all zeros.
- An assembler instruction is usually ignored; it is printed but has no effect on the assembly. Many assembler instructions, however, are partially processed or processed with a default value. For some instructions, the operands preceding the operand in error, or every operand except the operand in error, is processed. For example, if one of several operands on a DROP statement is a symbol that cannot be evaluated to a register number, only that operand is ignored. All the correctly-specified registers are processed correctly.
- For some assembler statements, especially macro prototype and conditional assembly statements, the operand or term in error is given a default value. Thus the statement assembles completely, but will probably cause incorrect results if the program is run.

For ASMAHL command error messages, this section describes the command return code and the status of the system after the error.

## Programmer Response

Many errors have specific or probable causes. In such a case, the Programmer Response section gives specific steps for fixing the error. Most messages, however, have too many possible causes to list (from keying errors to wrong use of the statement). The Programmer Response section for these error messages does not give specific directions. The cause of most such errors can be determined from the message text and the explanation.

## Severity Code

The level of severity code indicates how critical the error might be. The severity codes and their meanings are described in “Message Code Format” on page 359.

ASMAHL command error messages do not have a severity code, although each message issued by the ASMAHL command that causes the assembly to terminate produces a return code higher than 20.

The severity code is used to determine the return code issued by the assembler when it returns control to the operating system. The IBM-supplied cataloged procedures (for MVS) include a COND parameter on the linkage edit and run steps. The COND parameter prevents the running of these steps if the return code from the assembler is greater than 8. Thus errors with a severity code of S prevent the assembled program from linkage editing or running. Errors with a severity code of E, or lower, in the message do not prevent the assembled program from linkage editing or running.

---

## Assembly Error Diagnostic Messages

High Level Assembler for VSE prints most error messages in the listing immediately following the statements in error. It also prints the total number of flagged statements and their statement numbers in the Diagnostic Cross Reference and Assembler Summary section of the assembler listing.

The messages do not follow the statement in error when:

- Errors are detected during editing of macro definitions read from a library. A message for such an error appears after the first call in the source program to that macro definition. You can, however, bring the macro definition into the source program with a COPY statement. The editing error messages will then be attached to the statements in error.
- Errors are detected by the lookahead function of the assembler. (For attribute references, lookahead processing scans statements after the one being assembled.). Messages for these errors appear after the statements in which they occur. The messages might also appear at the point at which lookahead was called.
- Errors are detected on conditional assembly statements during macro generation or MHELP testing. Such a message follows the most recently generated statement or MHELP output statement.

A typical error diagnostic message is:

```
** ASMA057E Undefined operation code - xxxxx
```

A copy of a segment of the statement in error, represented above by *xxxxx*, is inserted into many messages. Normally this segment begins at the bad character or term. For some errors, however, the segment might begin after the bad character or term. The segment might include part of the remarks field.

If a diagnostic message follows a statement generated by a macro definition, the following items might be appended to the error message:

- The number of the model statement in which the error occurred, or the first five characters of the macro name.
- The SET symbol, parameter number, or value string, associated with the error.

References to macro parameters are by number (such as KPARAM0001) for keyword and positional parameters, and by name for the NAME field and SYSTEM PARAMETERS. The standard system parameters are:

&SYSNDX	&SYSSTMT	&SYSIN_VOLUME	&SYSPUNCH_MEMBER
&SYSECT	&SYSCLOCK	&SYSLIB_DSN	&SYSPUNCH_VOLUME
&SYSLOC	&SYSNEST	&SYSLIB_MEMBER	&SYSLIN_DSN
&SYSTIME	&SYSSEQF	&SYSLIB_VOLUME	&SYSLIN_MEMBER
&SYSDATE	&SYSOPT_DBCS	&SYSPRINT_DSN	&SYSLIN_VOLUME
&SYSASM	&SYSOPT_OPTABLE	&SYSPRINT_MEMBER	&SYSADATA_DSN
&SYSVER	&SYSOPT_RENT	&SYSPRINT_VOLUME	&SYSADATA_MEMBER
&SYSDATC	&SYSOPT_XOBJECT	&SYSTEM_DSN	&SYSADATA_VOLUME
&SYSJOB	&SYSTEM_ID	&SYSTEM_MEMBER	&SYSPARM
&SYSSTEP	&SYSIN_DSN	&SYSTEM_VOLUME	&SYSM_SEV
&SYSSTYP	&SYSIN_MEMBER	&SYSPUNCH_DSN	&SYSM_HSEV

Keyword parameters are numbered in the order defined in the macro definition, starting at KPARAM0001. Positional parameters are numbered in the order defined in the macro definition, starting at PPARAM0001.



If a diagnostic message follows a conditional assembly statement in the source program, the following items are appended to the error message:

- The word "OPENC", meaning "open code"
- The SET symbol, or value string, associated with the error

Several messages might be issued for a single statement or even for a single error within a statement. This happens because each statement is usually evaluated on more than one level (for example, term level, expression level, and operand level) or by more than one phase of the assembler. Each level or phase can diagnose errors; therefore, most or all of the errors in the statement are flagged. Occasionally, duplicate error messages might occur. This is a normal result of the error-detection process.

## Message Not Known

The following message might appear in a listing:

```
** ASMA000S Message not known - nnn
```

The statement preceding this message contains an error but the assembler routine that detected the error issued the number (*nnn*) of a nonexistent error message to the assembler's message generation routine. If you can correct the error, this statement will assemble correctly. However, this message indicates an error in the error detection process of the assembler. Save the output and the source deck from this assembly and report the problem to your IBM service representative.

## Messages

---

**ASMA001E**    **Operation code not allowed to be generated - xxxxxxxx**

**Explanation:** An attempt was made to produce a restricted operation code by variable symbol substitution. Restricted operation codes are:

ACTR	AGO	AGOB	AIF
AIFB	ANOP	AREAD	COPY
GBLA	GBLB	GBLC	ICTL
ISEQ	LCLA	LCLB	LCLC
MACRO	MEND	MEXIT	REPRO
SETA	SETAF	SETB	SETC
SETCF			

**System Action:** The statement is ignored.

**Programmer Response:** If you want a variable operation code, use AIF to branch to the correct unrestricted statement.

**Severity:** 8

---

**ASMA002S**    **Generated statement too long; statement truncated - xxxxxxxx**

**Explanation:** The statement generated by a macro definition is more than 1728 characters long.

**System Action:** The statement is truncated; the leading 1728 characters are retained.

**Programmer Response:** Shorten the statement.

**Severity:** 12

---

**ASMA003E**    **Undeclared variable symbol; default=0, null, or type=U - xxxxxxxx**

**Explanation:** A variable symbol in the operand field of the statement has not been declared (defined) in the name field of a SET statement, in the operand field of an LCL or GBL statement, or in a macro prototype statement.

**System Action:** The variable symbol is given a default value as follows:

```
SETA = 0
SETB = 0
SETC = null (empty) string
```

The type attribute (T) of the variable is given a default value of U (undefined).

**Programmer Response:** Declare the variable *before* you use it as an operand.

**Severity:** 8

---

**ASMA004E**    **Duplicate SET symbol declaration; first is retained - xxxxxxxx**

**Explanation:** A SET symbol has been declared (defined) more than once. A SET symbol is declared when it is used in the name field of a SET statement, in the operand field of an LCL or GBL statement, or in a macro prototype statement.

**System Action:** The value of the first declaration of the SET symbol is used.

**Programmer Response:** Eliminate the incorrect declarations.

**Severity:** 8

---

**ASMA005S**    **No storage for macro call; continue with open code**

**Explanation:** An inner macro call could not be processed because no main storage was available.

**System Action:** The assembly continues with the next open code statement.

**Programmer Response:** Check whether the macro is recursive, and, if so, whether termination is provided for; correct the macro if necessary. If the macro is correct, allocate more main storage.

**Severity:** 12

---

**ASMA006I    Lookahead invoked**

**Explanation:** This indicates that an instruction has caused the assembler to go into lookahead mode to resolve a symbol reference. For example:

- an attribute reference (other than D' and O') to a symbol that is not yet defined, or
- a forward AGO or AIF in open code.

**System Action:** The assembly continues.

**Programmer Response:** None.

**Severity:** 0

---

**ASMA007S    Previously defined sequence symbol - xxxxxxxx**

**Explanation:** The sequence symbol in the name field has been used in the name field of a previous statement.

**System Action:** The first definition of the sequence symbol is used; this definition is ignored.

**Programmer Response:** Remove or change one of the sequence symbols.

**Severity:** 12

---

**ASMA008S    Previously defined symbolic parameter - xxxxxxxx**

**Explanation:** The xxxxxxxx symbol has been used to define two different symbolic parameters.

**System Action:** When the parameter name (the variable symbol) is used inside the macro definition, it refers to the *first* definition of the parameter in the prototype. However, if the second parameter defined by the variable symbol is a positional parameter, the count of positional operands still increases by one. The second parameter can then be referred to only through use of &SYSLIST.

**Programmer Response:** Change one of the parameter names to another variable symbol.

**Severity:** 12

---

**ASMA009S    System variable symbol illegally re-defined**

**Explanation:** A system variable symbol has been used in the name field of a macro prototype statement. The system variable symbols are:

&SYSADATA_DSN	&SYSNDX
&SYSADATA_MEMBER	&SYSNEST
&SYSADATA_VOLUME	&SYSOPT_DBCS
&SYSASM	&SYSOPT_OPTABLE
&SYSCLOCK	&SYSOPT_RENT
&SYSDATC	&SYSOPT_XOBJECT
&SYSDATE	&SYSPARM
&SYSECT	&SYSPRINT_DSN
&SYSIN_DSN	&SYSPRINT_MEMBER
&SYSIN_MEMBER	&SYSPRINT_VOLUME
&SYSIN_VOLUME	&SYSPUNCH_DSN
&SYSJOB	&SYSPUNCH_MEMBER
&SYSLIB_DSN	&SYSPUNCH_VOLUME
&SYSLIB_MEMBER	&SYSSEQF
&SYSLIB_VOLUME	&SYSSTEP
&SYSLIN_DSN	&SYSSTMT
&SYSLIN_MEMBER	&SYSSTYP
&SYSLIN_VOLUME	&SYSTEM_ID
&SYSLIST	&SYSTEM_DSN
&SYSLOC	&SYSTEM_MEMBER
&SYSM_HSEV	&SYSTEM_VOLUME
&SYSM_SEV	&SYSTIME
&SYSMAC	&SYSVER

**System Action:** The name parameter is ignored. The name on a corresponding macro instruction is not generated.

**Programmer Response:** Change the parameter to one that is not a system variable symbol.

**Severity:** 12

---

**ASMA010E    Invalid use of symbol qualifier - xxxxxxxx**

**Explanation:** One of the following has occurred:

- A symbol qualifier has been used to qualify a symbol in other than:
  - A machine instruction
  - The nominal value of an S-type address constant
  - The supporting address operand of a dependent USING statement
- A symbol qualifier is used to qualify a symbol that has an absolute value where a symbol that represents a relocatable address is required
- A symbol qualifier is used to qualify a symbol that is not within the range of the corresponding labeled USING statement
- A symbol qualifier is used to qualify an undefined symbol
- A symbol qualifier is used to qualify an incorrect symbol
- A period is used as the last character of a term, but the symbol preceding the period has not been defined in the name field of a labeled USING statement

A symbol qualifier can only be used in machine instructions, the nominal value of S-type address constants, or the second operand (supporting base address) of dependent USING instructions. A symbol qualifier can only be used to qualify symbols that are within the range of the corresponding labeled USING.

**System Action:** A machine instruction assembles as zero. An assembler instruction is ignored. If there is a further error in the statement, a message that describes the error is issued.

**Programmer Response:** Correct the use of the symbol qualifier, or check the statement for the error indicated in the following message.

Severity: 8

---

**ASMA011E Inconsistent global declarations; first is retained - xxxxxxxx**

**Explanation:** A global SET variable symbol has been defined in more than one macro definition or in a macro definition and in the source program, and the two definitions are inconsistent in type or dimension.

**System Action:** The first definition encountered is retained.

**Programmer Response:** Assign a new SET symbol or make the declaration compatible.

Severity: 8

---

**ASMA012S Undefined sequence symbol - xxxxxxxx; macro aborted**

**Explanation:** A sequence symbol in the operand field is not defined; that is, it is not used in the name field of a model statement.

**System Action:** Exit from the macro definition.

**Programmer Response:** Define the sequence symbol or correct the reference to it.

Severity: 12

---

**ASMA013S ACTR counter exceeded - xxxxxxxx**

**Explanation:** The conditional assembly loop counter (set by an ACTR statement) has been decremented to zero. The ACTR counter is decremented by one each time an AIF or AGO branch is processed successfully. The counter is halved for most errors encountered by the macro editor phase of the assembler.

**System Action:** Any macro expansion stops. If the ACTR statement is in the source program, the assembly stops.

**Programmer Response:** Check for an AIF/AGO loop or another type of error. (You can use the MHELP facility, described in the manual *High Level Assembler for MVS & VM & VSE Programmer's Guide*. See chapter 'Diagnosing Assembly Errors' and appendix 'MHELP Sample Macro Trace' to trace macro definition logic.) If there is no error, increase the initial count on the ACTR instruction.

Severity: 12

---

**ASMA014E Irreducible qualified expression**

**Explanation:** The statement cannot be resolved because two or more qualified symbols are used in a complex relocatable expression, or two or more qualified symbols with different symbol qualifiers are paired in an absolute expression.

**System Action:** A machine instruction assembles as zero. An assembler instruction is ignored.

**Programmer Response:** Supply an absolute expression, or correct the qualified symbol in error.

Severity: 8

---

**ASMA015W Literal bounds exceeded**

**Explanation:** The expression containing the reference to the literal resolves to an address outside the bounds of the literal. This indicates a potential error.

**System Action:** The instruction assembles as specified.

**Programmer Response:** Change the expression to not exceed the bounds.

Severity: 4

---

**ASMA016W Literal used as a branch target**

**Explanation:** The target of a branch instruction is a literal. This indicates a potential error.

**System Action:** The instruction assembles as specified.

**Programmer Response:** Specify the branch target correctly.

Severity: 4

---

**ASMA017W Undefined keyword parameter; default to positional, including keyword - xxxxxxxx**

**Explanation:** A keyword parameter in a macro call is not defined in the corresponding macro prototype statement.

This message is also generated by a valid positional parameter that contains an equal sign.

**System Action:** The keyword (including the equals sign and value) is used as a positional parameter.

**Programmer Response:** Define the keyword in the prototype statement, or enclose the valid positional parameter in parentheses, or single quotation marks, and adjust the macro coding appropriately.

Severity: 4

---

**ASMA018S Duplicate keyword in macro call; last value is used - xxxxxxxx**

**Explanation:** A keyword operand occurs more than once in a macro call.

**System Action:** The latest value assigned to the keyword is used.

**Programmer Response:** Eliminate one of the keyword operands.

Severity: 12

---

**ASMA019W Length of EQUated symbol xxxxxxxx undefined; default=1**

**Explanation:** The value of the length attribute extracted for an EQUated symbol with an unspecified length has been set to the default: 1.

**System Action:** The instruction assembles as specified.

**Programmer Response:** Ensure that the length attribute of the symbol is defined.

Severity: 4

---

**ASMA020E Illegal GBL or LCL statement - xxxxxxxx**

**Explanation:** A global (GBL) or local (LCL) declaration statement does not have an operand.

**System Action:** The statement is ignored.

**Programmer Response:** Remove the statement or add an operand.

Severity: 8

---

**ASMA021E Illegal SET statement - xxxxxxxx**

**Explanation:** The operand of a SETB statement is not 0, 1, or a SETB expression enclosed in parentheses.

**System Action:** The statement is ignored.

**Programmer Response:** Correct the operand or delete the statement.

Severity: 8

**ASMA022I**    **START value rounded up to required boundary**

**Explanation:** The value specified in the operand field of the START instruction has been rounded up to the required boundary.

**System Action:** The assembly continues.

**Programmer Response:** To stop the message occurring, specify the required boundary for the value.

**Severity:** 0

**ASMA023E**    **Symbolic parameter too long - xxxxxxxx**

**Explanation:** A symbolic parameter in this statement is too long. It must not exceed 63 characters, including the initial ampersand.

**System Action:** The symbolic parameter and any operand following it in this statement are ignored.

**Programmer Response:** Make sure all symbolic parameters consist of an ampersand followed by 1 to 62 alphanumeric characters, the first of which is alphabetic.

**Severity:** 8

**ASMA024E**    **Invalid variable symbol - xxxxxxxx**

**Explanation:** One of these errors has occurred:

- A symbolic parameter or a SET symbol is not an ampersand followed by 1 to 62 alphanumeric characters, the first being alphabetic.
- A created SET symbol definition is not a valid SET symbol expression enclosed in parentheses.

**System Action:** The statement is ignored.

**Programmer Response:** Supply a valid symbol or expression.

**Severity:** 8

**ASMA025S**    **Invalid macro prototype operand - xxxxxxxx**

**Explanation:** The format of the operand field of a macro prototype statement is not correct. For example, two parameters are not separated by a comma, or a parameter contains characters that are not permitted.

**System Action:** The operand field of the prototype is ignored.

**Programmer Response:** Supply a valid operand field.

**Severity:** 12

**ASMA026S**    **Macro call operand too long; 255 leading characters deleted - xxxxxxxx**

**Explanation:** An operand of a macro instruction is more than 255 characters long.

**System Action:** The leading 255 characters are deleted.

**Programmer Response:** Limit the operand to 255 characters, or limit it to two or more operands.

**Severity:** 12

**ASMA027S**    **Excessive number of operands**

**Explanation:** One of the following has occurred:

- More than 32000 positional operands, keyword operands, or both have been explicitly defined in a macro prototype statement.
- There are more than 255 operands in a DC, DS, or DXD statement.

**System Action:** The excess parameters are ignored.

**Programmer Response:** For a DC, DS, or DXD statement, use more than one statement. For a macro prototype statement, delete the extra operands and use &SYSLIST to access the positional operands, or redesign the macro definition.

**Severity:** 12

**ASMA028E**    **Invalid displacement**

**Explanation:** One of the following has occurred:

- The displacement field of an explicit address is not an absolute value within the range 0 through 4095.
- The displacement field of an S-type address constant is not an absolute value within the range 0 through 4095.

**System Action:** The statement or constant assembles as zero.

**Programmer Response:** Correct the displacement or supply a correct USING statement containing an absolute first operand before this statement.

**Severity:** 8

**ASMA029E**    **Incorrect register specification - xxxxxxxx**

**Explanation:** The value xxxxxxxx is invalid for one of the following reasons:

- xxxxxxxx is not an absolute value within the range 0 through 15.
- an odd register is used where an even register is required.
- a register is not specified where one is required.

**System Action:** For machine instructions and S-type address constants, the statement or constant assembles as zero. For USING and DROP statements, the incorrect register operand is ignored.

**Programmer Response:** Specify a valid register.

**Severity:** 8

**ASMA030E**    **Invalid literal usage - xxxxxxxx**

**Explanation:** A literal is used in an assembler instruction, another literal, or a field of a machine instruction where it is not permitted.

**System Action:** An assembler instruction containing a literal is generally ignored and another message, relative to the operation code of the instruction, appears. A machine instruction assembles as zero.

**Programmer Response:** If applicable, replace the literal with the name of a DC statement.

**Severity:** 8

**ASMA031E**    **Invalid immediate or mask field**

**Explanation:** The value of an immediate or mask operand of a machine instruction requires more bits to represent it than allowed by the instruction, or the value of the immediate operand exceeds 9 on an SRP instruction or 15 on an MC instruction.

Immediate fields used in an arithmetic context are allowed to be signed, those in a logical context are not; for example:

```
AHI r1,-30000 is valid, but
AHI r1,50000  is not
```

```
TMH r1,50000  is valid, but
TMH r1,-30000 is not
```

**System Action:** The instruction assembles as zero.

**Programmer Response:** Use a valid immediate operand, or specify the immediate information in a DC statement or a literal and change the statement to a non-immediate type.

**Severity:** 8



---

**ASMA032E Relocatable value found when absolute value required - xxxxxxxx**

**Explanation:** One of the following has occurred:

- A relocatable or complex relocatable expression is used where an absolute expression is required.
- A DSECT-based expression is used as an operand for an address constant where an expression that resolves into a storage address is required.

**System Action:** A machine instruction assembles as zero. In a DC, DS, or DXD statement, the operand in error and the following operands are ignored.

**Programmer Response:** Supply an absolute expression or term, or for an address constant supply a valid storage address expression.

**Severity:** 8

---

**ASMA033I Storage alignment for xxxxxxxx unfavorable**

**Explanation:** An address referenced by this statement might not be aligned to the optimal boundary for this instruction; for example, the data referenced by a load instruction (L) might be on a halfword boundary.

**System Action:** The instruction assembles as written.

**Programmer Response:** Correct the operand if it is in error. If you are using an instruction that does not require alignment, or you want to suppress alignment checking for some other reason, you can specify the NOALIGN assembler option or ACONTROL FLAG(NOALIGN). If a particular statement is correct, you can suppress this message by writing the statement with an absolute displacement and an explicit base register, as in this example:

```
L 1,SYM-BASE(,2)
```

**Severity:** 0

---

**ASMA034W Operand operand beyond active USING range by xxx bytes**

**Explanation:** The address of this statement does not fall within the range of an active USING statement.

**System Action:** The instruction assembles as zero.

**Programmer Response:** Increase the range of the active USING.

**Severity:** 8

---

**ASMA035S Invalid delimiter - xxxxxxxx**

**Explanation:**

1. A required delimiter in a DC, DS, or DXD statement is missing or appears where none should be; the error might be any of these:
  - A quotation mark with an address constant.
  - A left parenthesis with a non-address constant.
  - A constant field not started with a quotation mark, left parenthesis, blank, or comma.
  - An empty constant field in a DC.
  - A missing comma or right parenthesis following an address constant.
  - A missing subfield right parenthesis in an S-type address constant.
  - A missing right parenthesis in a constant modifier expression.
2. A parameter in a macro prototype statement was not followed by a valid delimiter: comma, equal sign, or blank.
3. The DBCS option is on, and SO follows a variable symbol without an intervening period.

**System Action:** The operand or parameter in error and the

following operands or parameters are ignored.

**Programmer Response:** Supply a valid delimiter.

**Severity:** 12

---

**ASMA036W Reentrant check failed**

**Explanation:** A machine instruction that might store data into a control section or common area when run has been detected.

This message is generated only when reentrant checking is requested by the assembler option RENT or within an RSECT.

**System Action:** The statement assembles as written.

**Programmer Response:** If you want reentrant code, correct the instruction. Otherwise, for a control section that has not been defined by an RSECT instruction, you can suppress reentrancy checking by specifying NORENT as an assembler option. You cannot suppress reentrancy for a control section defined by an RSECT instruction.

**Severity:** 4

---

**ASMA037E Illegal self-defining value - xxxxxxxx**

**Explanation:** A decimal (B), hexadecimal (X), or character (C) self-defining term contains characters that are not permitted or is in illegal format.

**System Action:** In the source program, the operand in error and the following operands are ignored. In a macro definition, the whole statement is ignored.

**Programmer Response:** Supply a valid self-defining term.

**Severity:** 8

---

**ASMA038S Operand value falls outside of current section/LOCTR**

**Explanation:** An ORG statement specifies a location outside the control section or the LOCTR in which the ORG is used. ORG cannot force a change to another section or LOCTR.

**System Action:** The statement is ignored.

**Programmer Response:** Change the ORG statement if it is wrong. Otherwise, insert a CSECT, DSECT, COM, or LOCTR statement to set the location counter to the correct section before the ORG statement is processed.

**Severity:** 12

---

**ASMA039S Location counter error**

**Explanation:** The maximum location counter value has been exceeded. When the GOFF or DECK assembler option is specified the maximum location counter value is 'FFFFFF'.

When the GOFF assembler option is specified the maximum location counter value is 'FFFFFFFF'.

**System Action:** The assembly continues, however, the resulting code will probably not run correctly.

**Programmer Response:** The probable cause is a high ORG statement value or a high START statement value. Correct the value or split up the control section.

**Severity:** 12

---

**ASMA040S Missing operand**

**Explanation:** The statement requires an operand, and none is present.

**System Action:** A machine instruction assembles as zero. An assembler instruction is ignored.

**Programmer Response:** Supply the missing operand.

**Severity:** 12

---

---

**ASMA041E** Term expected; text is unclassifiable - xxxxxxxx

**Explanation:** One of these errors has occurred:

- A term was expected, but the character encountered is not one that starts a term (letter, number, =, +, -, \*).
- A letter and a quotation mark did not introduce a valid term; the letter is not L, C, G (DBCS option), X, or B.

**System Action:** Another message accompanies an assembler statement. A machine instruction assembles as zero.

**Programmer Response:** Check for missing punctuation, a wrong letter on a self-defining term, a bad attribute request, a leading comma, or a dangling comma. Note that the length attribute is the only one accepted here. If a defined, scale, type, or integer attribute is needed, use a SETA statement and substitute the variable symbol where the attribute is needed.

**Severity:** 8

---

**ASMA042E** Length attribute of symbol is unavailable; default=1

**Explanation:** This statement has a length attribute reference to a symbol, and the length attribute of the symbol is unavailable for one of the following reasons:

- The symbols has not been previously defined.
- The type attribute of a symbol is U.  
A symbol defined by an EQU instruction has a type attribute of U, however, a reference to its length does not produce this message.
- The length cannot be determined due to lookahead processing. If a statement that defines a symbol, and references a length attribute, causes lookahead processing, the symbol might not be assigned a length attribute until after lookahead processing is complete. References to the same length attribute in subsequent conditional assembly statements, before lookahead processing completes, might cause this message to be produced.

**System Action:** The L' attribute defaults to 1.

**Programmer Response:** Ensure the symbol is defined. If you suspect the error might be caused because of lookahead processing, restructure your code so that the symbol is defined before it is referenced.

**Severity:** 8

---

**ASMA043E** Previously defined symbol - xxxxxxxx

**Explanation:** The symbol in a name field or in the operand field of an EXTRN or WXTRN statement was defined (used as a name or an EXTRN/WXTRN operand) in a previous statement.

**System Action:** The name or EXTRN/WXTRN operand of this statement is ignored. The following operands of an EXTRN or WXTRN are processed. The first occurrence of the symbol defines it.

**Programmer Response:** Correct a possible spelling error, or change the symbol.

**Severity:** 8

---

**ASMA044E** Undefined symbol - xxxxxxxx

**Explanation:** A symbol in the operand field has not been defined, that is, used in the name field of another statement, the operand field of an EXTRN or WXTRN, or, in the case of a literal, the operand of a previously processed machine instruction statement.

**System Action:** A machine instruction or an address constant assembles as zero. In a DC, DS, or DXD statement or in a

duplication-factor or length- modifier expression, the operand in error and the following operands are ignored. In an EQU statement, zero is assigned as the value of the undefined symbol. Any other instruction is not processed.

**Programmer Response:** Define the symbol, or remove the references to it.

**Severity:** 8

---

**ASMA045W** Register or label not previously used - xxxxxxxx

**Explanation:** A register or label specified in a DROP statement has not been previously specified in a USING statement.

**System Action:** Registers or labels not active at the time are ignored.

**Programmer Response:** Remove the unreferenced registers or label from the DROP statement. You can drop all active base registers and labels at once by specifying DROP with a blank operand.

**Severity:** 4

---

**ASMA046E** Bit 7 of CCW flag byte must be zero

**Explanation:** Bit 7 of the flag byte of a channel command word specified by a CCW, CCW0, or CCW1 statement is not zero.

**System Action:** The CCW, CCW0, or CCW1 assembles as zero.

**Programmer Response:** Set bit 7 of the flag byte to zero to suppress this message during the next assembly.

**Severity:** 8

---

**ASMA047E** Severity code too large

**Explanation:** The severity code (first operand) of an MNOTE statement is not \* or an unsigned decimal number from 0 to 255.

**System Action:** The statement is printed in standard format instead of MNOTE format. The MNOTE is given the severity code of this message.

**Programmer Response:** Choose a severity code of \* or a number less than or equal to 255, or check for a generated severity code.

**Severity:** 8

---

**ASMA048E** ENTRY error - xxxxxxxx

**Explanation:** One of the following errors was detected in the operand of an ENTRY statement:

- Duplicate symbol (previous ENTRY)
- Symbol defined in a DSECT or COM section
- Symbol defined by a DXD statement
- Undefined symbol
- Symbol defined by an absolute or complex relocatable EQU statement

**System Action:** The external symbol dictionary output is suppressed for the symbol.

**Programmer Response:** Define the ENTRY operand correctly.

**Severity:** 8

---

**ASMA049W** Illegal range on ISEQ

**Explanation:** If this message is accompanied by another, this one is advisory. If it appears by itself, it indicates one of the following errors:

- An operand value is less than 1 or greater than 80, or the second operand (rightmost column to be checked) is less than the first operand (extreme left column to be checked).

- More or fewer than two operands are present, or an operand is null (empty).
- An operand expression contains an undefined symbol.
- An operand expression is not absolute.
- The statement is too complex. For example, it might have forward references or cause an arithmetic overflow during evaluation.
- The statement is circularly defined.

**System Action:** Sequence checking stops.

**Programmer Response:** Supply valid ISEQ operands. Also, be sure that the records following this statement are in order; they have not been sequence checked.

**Severity:** 4

**ASMA050E Illegal name field; name discarded - xxxxxxxx**

**Explanation:** One of these errors has occurred:

- The name field of a macro prototype statement contains an incorrect symbolic parameter (variable symbol)
- The name field of a COPY statement in a macro definition contains an entry other than blank or a valid sequence symbol

**System Action:** The incorrect name field is ignored.

**Programmer Response:** Correct the incorrect name field.

**Severity:** 8

**ASMA051E Illegal statement outside a macro definition**

**Explanation:** A MEND, MEXIT, ASPACE, AEJECT or AREAD statement appears outside a macro definition.

**System Action:** The statement is ignored.

**Programmer Response:** Remove the statement or, if a macro definition is intended, insert a MACRO statement.

**Severity:** 8

**ASMA052S Record out of sequence - xxxxxxxx**

**Explanation:** Input sequence checking, under control of the ISEQ assembler instruction, has determined that this statement is out of sequence. The sequence number of the statement is appended to the message.

**System Action:** The statement assembles normally. However, the sequence number of the next statement is checked relative to this statement.

**Programmer Response:** Put the statements in correct sequence. If you want a break in sequence, put in a new ISEQ statement and sequence number. ISEQ always resets the sequence number; the record following the ISEQ is not sequence checked.

**Severity:** 12

**ASMA053W Blank sequence field - xxxxxxxx**

**Explanation:** Input sequence checking, controlled by the ISEQ assembler statement, has detected a statement with a blank sequence field. The sequence number of the last numbered statement is appended to the message.

**System Action:** The statement assembles normally. The sequence number of the next statement is checked relative to the last statement having a non-blank sequence field.

**Programmer Response:** Put the correct sequence number in the statement or discontinue sequence checking over the blank statements by means of an ISEQ statement with a blank operand.

**Severity:** 4

**ASMA054E Illegal continuation record**

**Explanation:** A statement has more than 10 records or end-of-input has been encountered when a continuation record was expected.

**System Action:** The records already read are processed as is. If the statement had more than 10 records, the next record is treated as the beginning of a new statement.

**Programmer Response:** In the first case, break the statement into two or more statements. In the second case, ensure that a continued statement does not span the end of a library member. Check for lost records or an extraneous continuation character.

**Severity:** 8

**ASMA055S Recursive COPY**

**Explanation:** A nested COPY statement (COPY within another COPY) attempted to copy a library member already being copied by a higher level COPY within the same nest.

**System Action:** This COPY statement is ignored.

**Programmer Response:** Correct the operand of this COPY if it is wrong, or rearrange the nest so that the same library member is not copied by COPY statements at two different levels.

**Severity:** 12

**ASMA056W Absolute value found when relocatable value expected - xxxxxxxx**

**Explanation:** An absolute expression has been used as the immediate field in a branch-relative instruction. The immediate field in a branch-relative instruction is used as signed number of halfwords relative to the current location counter. The use of an absolute expression for this value may cause unpredictable results.

**System Action:** The instruction assembles as written.

**Programmer Response:** Supply a relocatable expression.

**Severity:** 4

**ASMA057E Undefined operation code - xxxxxxxx**

**Explanation:** One of the following errors has occurred:

- The operation code of this statement is not a valid machine or assembler instruction or macro name.
- In an OPSYN statement, this operand symbol is undefined or illegal or, if no operand is present, the name field symbol is undefined.
- On VSE the High Level Assembler for VSE only reads library macros that have a member type of A, or if the // OPTION SUBLIB=DF statement is used, a member type of D. Edited (E-Deck) macros, that have a member type of E or F can only be read by a LIBRARY exit.

**System Action:** The statement is ignored. Note that OPSYN does not search the macro library for an undefined operand.

**Programmer Response:** Correct the statement. In the case of an undefined macro instruction, the wrong data set might have been specified for the macro library. In the case of OPSYN, a previous OPSYN or macro definition might have failed to define the operation code.

If the operation code shown is a VSE edited macro (E-Deck), High Level Assembler for VSE can only find and read it with a LIBRARY exit. You might want to use the VSE supplied LIBRARY exit described in *z/VSE Guide to System Functions*.

**Severity:** 8

**ASMA058E Invalid target of branch relative instruction - xxxxxxxx**

**Explanation:** One of the following has occurred:

- The target expression is not in the same control section as the instruction
- The target expression is an odd value, and therefore cannot be represented as a number of halfwords

**System Action:** The instruction assembles as zero.

**Programmer Response:** Supply a valid target value that is on a halfword boundary and within the same control section.

**Severity:** 8

**ASMA059C Illegal ICTL - xxxxxxxx**

**Explanation:** An ICTL statement has one of the following errors:

- The operation code was created by variable symbol substitution
- It is not the first statement in the assembly
- The value of one or more operands is incorrect
- An operand is missing
- A character is detected in the operand field that is not permitted

**System Action:** The ICTL statement is ignored. Assembly continues with standard ICTL values.

**Programmer Response:** Correct or remove the ICTL. The begin column must be 1-40; the end column must be 41-80 and at least five greater than the begin column; and the continue column must be 2-40.

**Severity:** 16

**ASMA060S COPY code not found - xxxxxxxx**

**Explanation:** (1) If this message is on a COPY statement and no text is printed with it, one of the following occurred:

- The library member was not found.
- The lookahead phase previously processed the COPY statement and did not find the library member, the copy was recursive, or the operand contains a variable symbol. Variable symbols can be used if the COPY statement is in open code.

(2) If this message is not on a COPY statement, but has a library member name printed with it, the lookahead phase of the assembler could not find the library member because the name is undefined or contains a variable symbol.

**System Action:** The COPY statement is ignored; the library member is not copied.

**Programmer Response:** Check that the correct macro library was assigned, or check for a possible misspelled library member name.

If COPY member is not defined in any macro library, and is not processed because of an AGO or AIF assembler instruction, add a dummy COPY member with the name to the macro library.

**Severity:** 12

**ASMA061E Symbol not name of DSECT, DXD or external label**

**Explanation:** The operand of a Q-type address constant is not a symbol or the name of a DSECT or DXD statement, or an external label.

**System Action:** The constant assembles as zero.

**Programmer Response:** Supply a valid operand.

**Severity:** 8

**ASMA062E Illegal operand format - xxxxxxxx**

**Explanation:** One of the following errors has occurred:

- ADATA—more than five operands are specified, or the value of one of the expressions specified in one of the first four operands is outside the range  $-2^{31}$  to  $+2^{31}-1$ , or the fifth operand is not a valid character expression
- ACONTROL—one or more of the operands supplied is invalid
- AINSERT—the first operand is not a valid string, or the second operand is not BACK or FRONT
- AMODE—the operand does not specify 24, 31, or ANY
- DROP or USING—more than 16 registers are specified in the operand field
- EXITCTL—more than five operands are specified, or the first operand is not a valid exit type, or the value of one of the expressions specified in the second and subsequent operands is outside the range  $-2^{31}$  to  $+2^{31}-1$
- MNOTE—the syntax of the severity code (first operand) is not correct, or the sum of the length of the operands including quotes and commas exceeds 1024 bytes
- PRINT—an operand specifies an incorrect print option
- PUSH or POP—an operand does not specify a PRINT or USING statement
- RMODE—the operand does not specify 24 or ANY
- TITLE—more than 100 bytes were specified

**System Action:** The first 16 registers in a DROP or USING statement are processed. The operand in error and the following operands of a PUSH, POP, or PRINT statement are ignored. The AMODE or RMODE instruction is ignored, and the name field (if any) does not appear in the cross-reference listing. The first 100 bytes of the operand of the TITLE instruction are used as the title.

**Programmer Response:** Supply a valid operand field.

**Severity:** 8

**ASMA063E No ending apostrophe - xxxxxxxx**

**Explanation:** The quotation mark terminating an operand is missing, or the standard value of a keyword parameter of a macro prototype statement is missing.

**System Action:** The operand or standard value in error is ignored. If the error is in a macro definition model statement, the whole statement is ignored.

**Programmer Response:** Supply the missing quotation mark.

**Severity:** 8

**ASMA064S Floating point characteristic out of range**

**Explanation:** A converted floating-point constant is too large or too small for the processor. The allowable range is approximately  $5.4 \times 10^{-79}$  to  $7.2 \times 10^{75}$ .

**System Action:** The constant assembles as zero.

**Programmer Response:** Check the characteristic (exponent), exponent modifier, scale modifier, and mantissa (fraction) for validity. Remember that a floating-point constant is rounded, not truncated, after conversion.

**Severity:** 12

**ASMA065E Unknown type - xxxxxxxx**

**Explanation:** An unknown constant type has been used in a DC or DS statement or in a literal, or the assembler option required to support the constant type has not been supplied.

**System Action:** The operand in error and the following operands are ignored.

**Programmer Response:** Supply a valid constant or the required assembler option. Look for an incorrect type code or incorrect syntax in the duplication factor.



Severity: 8

---

**ASMA066W 2-byte relocatable address constant**

**Explanation:** This statement contains a relocatable Y-type address constant or a 2-byte relocatable A-type address constant. Addressing errors occur if the address constant is used to refer to a storage address equal to or greater than 64K (65,536).

**System Action:** The statement assembles as written.

**Programmer Response:** If the address constant is used to refer to a storage address less than 64K (65,536), the 2-byte relocatable address constant is valid. You can use the assembler option RA2 to suppress this message.

Severity: 4

---

**ASMA067S Illegal duplication factor - xxxxxxxx**

**Explanation:** One of the following errors has occurred:

- A literal has a zero duplication factor
- The duplication factor of a constant is greater than the maximum of  $2^{24}-1$  bytes
- A duplication factor expression of a constant is not correct

**System Action:** The operand in error and the following operands of a DC, DS, or DXD statement are ignored. The statement containing the literal assembles as zero.

**Programmer Response:** Supply a valid duplication factor. If you want a zero duplication factor, write the literal as a DC statement.

Severity: 12

---

**ASMA068E Length error - xxxxxxxx**

**Explanation:** The length modifier of a Character Unicode constant must be a multiple of 2.

**System Action:** The operand in error, and the operands following, are ignored.

**Programmer Response:** Correct the length modifier.

Severity: 12

---

**ASMA068S Length error - xxxxxxxx**

**Explanation:** One of the following errors has occurred:

- The length modifier of a constant is wrong
- The C, X, B, Z, or P-type constant is too long
- An operand is longer than  $2^{24}-1$  bytes
- A relocatable address constant has an illegal length
- The length field in a machine instruction is not correct or out of the permissible range

**System Action:**

- A machine instruction assembles as zero
- A new floating point constant assembles as zero
- An address constant is truncated
- For other DC, DS or DXD statements, the operand in error and the following operands are ignored

**Programmer Response:** Supply a valid length.

Severity: 12

---

**ASMA069S Length of second operand must be less than length of first**

**Explanation:** The length of the second operand must be less than the length of the first operand - otherwise, a specification exception will be recognised.

**System Action:** The machine instruction assembles as zero.

**Programmer Response:** Supply a second operand with a length which is less than that of the first operand.

Severity: 12

---

**ASMA070E Scale modifier error - xxxxxxxx**

**Explanation:** A scale modifier in a constant is used illegally, is out of range, or is relocatable, or there is an error in a scale modifier expression.

**System Action:** If the scale modifier is out of range, it defaults to zero. Otherwise, the operand in error and the following operands are ignored.

**Programmer Response:** Supply a valid scale modifier.

Severity: 8

---

**ASMA071E Exponent modifier error**

**Explanation:** The constant contains multiple internal exponents, the exponent modifier is out of range or relocatable, or the sum of the exponent modifier and the internal exponent is out of range.

**System Action:** If the constant contains multiple internal exponents, the operand in error and the following operands are ignored. Otherwise, the exponent modifier defaults to zero.

**Programmer Response:** Change the exponent modifier or the internal exponent.

Severity: 8

---

**ASMA072E Data item too large**

**Explanation:** The value of a Y-type address constant or H-type constant is larger than  $2^{15}-1$  or smaller than  $-2^{15}$ , or the value of a F-type constant is larger than  $2^{31}-1$  or smaller than  $-2^{31}$ .

**System Action:** The constant is truncated. The high-order bits are lost.

**Programmer Response:** Supply a smaller scale modifier, a longer constant, or a smaller value.

Severity: 8

---

**ASMA073E Precision lost**

**Explanation:** The modifiers of a floating-point number either truncate the exponent or shift the fraction out of the converted constant.

**System Action:** The constant assembles with an exponent but with a fraction of zero.

**Programmer Response:** Change the modifier or use a longer constant type.

Severity: 8

---

**ASMA074E Illegal syntax in expression - xxxxxxxx**

**Explanation:** An expression has two terms or two operations in succession, or incorrect or missing characters or delimiters.

**System Action:** In a DC, DS, or DXD statement, the operand in error and the following operands are ignored. In a macro definition, the whole statement is ignored. A machine instruction assembles as zero.

**Programmer Response:** Check the expression for typing errors, or for missing or incorrect terms or characters.

Severity: 8

---

**ASMA075E Arithmetic overflow**

**Explanation:** The intermediate or final value of an expression is not within the range  $-2^{31}$  through  $2^{31}-1$ .

**System Action:** A machine instruction assembles as zero; an assembler instruction is ignored; a conditional assembly expression uses zero as the result.

**Programmer Response:** Change the expression.

Severity: 8

**ASMA076E Statement complexity exceeded**

**Explanation:** The complexity of this statement caused the assembler's expression evaluation work area to overflow.

**System Action:** A machine instruction assembles as zero. An assembler instruction is ignored.

**Programmer Response:** Reduce the number of terms, levels of expressions, or references to complex relocatable EQU names.

**Severity:** 8

**ASMA077E Circular definition**

**Explanation:** The value of a symbol in an expression is dependent on itself, either directly or indirectly, via one or more EQU statements. In the following example:

```
A EQU B
B EQU C
C EQU A
```

A is circularly defined.

**System Action:** The value of the EQU statement defaults to the current value of the location counter. All other EQU statements involved in the circularity are defaulted in terms of this one.

**Programmer Response:** Supply a correct definition.

**Severity:** 8

**ASMA078E Operand *op* expression complexly relocatable - *expr***

**Explanation:** The expression specified is complexly relocatable, but an absolute or simply relocatable expression is required.

**System Action:** The instruction assembles as zero.

**Programmer Response:** Correct the expression.

**Severity:** 8

**ASMA079E Illegal PUSH-POP**

**Explanation:** More POP assembler instructions than PUSH instructions have been encountered.

**System Action:** This POP instruction is ignored.

**Programmer Response:** Eliminate a POP statement, or add another PUSH statement.

**Severity:** 8

**ASMA080E Statement is unresolvable**

**Explanation:** A statement cannot be resolved, because it contains a complex relocatable expression or because the location counter has been circularly defined.

**System Action:** The statement is ignored.

**Programmer Response:** Untangle the forward references or check the complex relocatable EQU statements.

**Severity:** 8

**ASMA081E Created SET symbol exceeds 63 characters - xxxxxxxx**

**Explanation:** A SET symbol created by variable symbol substitution is longer than 63 characters (including the ampersand as the first character).

**System Action:** If the symbol is in the operand field of a SET, AIF, or AGO statement, its value is set to zero or null, and the type attribute is set to undefined (U). If the symbol is in the operand field of a GBL, or LCL statement or the name field of a SET statement, processing of the macro stops.

**Programmer Response:** Shorten the symbol.

**Severity:** 8

**ASMA082E Created SET symbol is null - xxxxxxxx**

**Explanation:** A SET symbol created by variable symbol substitution is null (empty string).

**System Action:** If the symbol is in the operand field of a SET, AIF, or AGO statement, its value is set to zero or null, and the type attribute is set to undefined (U). If the symbol is in the operand field of a GBL, or LCL statement or the name field of a SET statement, processing of the macro stops.

**Programmer Response:** Supply a valid symbol.

**Severity:** 8

**ASMA083E Created SET symbol is not a valid symbol - xxxxxxxx**

**Explanation:** A SET symbol created by variable symbol substitution or concatenation does not consist of an ampersand followed by up to 62 alphanumeric characters, the first of which is alphabetic.

**System Action:** If the symbol is in the operand field of a SET, AIF, or AGO statement, its value is set to zero or null, and the type attribute is set to undefined (U). If the symbol is in the operand field of a GBL or LCL statement or the name field of a SET statement, processing of the macro stops.

**Programmer Response:** Supply a valid symbol.

**Severity:** 8

**ASMA084S Generated name field exceeds 63 characters; discarded - xxxxxxxx**

**Explanation:** The name field on a generated statement is longer than 63 characters.

**System Action:** The name field is not generated. The rest of the statement assembles normally.

**Programmer Response:** Shorten the generated name to 63 characters or fewer.

**Severity:** 12

**ASMA085I Generated operand field is null - xxxxxxxx**

**Explanation:** The operand field of a generated statement is null (empty).

**System Action:** The statement assembles as though no operand were specified.

**Programmer Response:** Provide a non-empty operand field. If you want the statement assembled with no operand, substitute a comma rather than leave the operand blank.

**Severity:** 0

**ASMA086S Missing MEND generated - xxxxxxxx**

**Explanation:** A macro definition, appearing in the source program or being read from a library by a macro call or a COPY statement, ends before a MEND statement is encountered to end it.

**System Action:** A MEND statement is generated. The portion of the macro definition read in is processed.

**Programmer Response:** Insert the MEND statement if it was omitted. Otherwise, check if all the macro definition is on the library.

**Severity:** 12

---

**ASMA087S**    **Generated operation code is null - xxxxxxxx**  
**Explanation:** The operation code of a generated statement is null (blank).  
**System Action:** The generated statement is printed but not assembled.  
**Programmer Response:** Provide a valid operation code.  
**Severity:** 12

---

**ASMA088E**    **Unbalanced parentheses in macro call operand - xxxxxxxx**  
**Explanation:** Excess left or too few right parentheses occur in an operand (parameter) of a macro call statement.  
**System Action:** The parameter corresponding to the operand in error is given a null (empty) value.  
**Programmer Response:** Balance the parentheses.  
**Severity:** 8

---

**ASMA089E**    **Arithmetic expression contains illegal delimiter or ends prematurely - xxxxxxxx**  
**Explanation:** An arithmetic expression contains an incorrect character or an arithmetic subscript ends without enough right parentheses.  
**System Action:** The statement is ignored.  
**Programmer Response:** Supply a valid expression.  
**Severity:** 8

---

**ASMA090E**    **Excess right parenthesis in macro call operand - xxxxxxxx**  
**Explanation:** A right parenthesis without a corresponding left parenthesis was detected in an operand of a macro instruction.  
**System Action:** The excess right parenthesis is ignored. The macro expansion might be incorrect.  
**Programmer Response:** Insert the correct parenthesis.  
**Severity:** 8

---

**ASMA091E**    **SETC or character relocatable operand over 255 characters; truncated to 255 characters - xxxxxxxx**  
**Explanation:** The value of the operand of a SETC statement or the character relational operand of an AIF statement is longer than 255 characters. This might occur before substrings are evaluated.  
**System Action:** The first 255 characters are used.  
**Programmer Response:** Shorten the SETC expression value or the operand value.  
**Severity:** 8

---

**ASMA092E**    **Substring expression 1 points past string end; default=null - xxxxxxxx**  
**Explanation:** The first arithmetic expression of a SETC substring points beyond the end of the expression character string.  
**System Action:** The substring is given a null value.  
**Programmer Response:** Supply a valid expression.  
**Severity:** 8

---

**ASMA093E**    **Substring expression 1 less than 1; default=null - xxxxxxxx**  
**Explanation:** The first arithmetic expression of a SETC substring is less than one; that is, it points before the expression character string.  
**System Action:** The substring expression defaults to null.

**Programmer Response:** Supply a valid expression.  
**Severity:** 8

---

**ASMA094I**    **Substring goes past string end; default=remainder**  
**Explanation:** The second expression of a substring notation specifies a length that extends beyond the end of the string.  
**System Action:** The result of the substring operation is a string that ends with the last character in the character string.  
**Programmer Response:** Make sure the arithmetic expression used to specify the length does not specify characters beyond the end of the string. Either change the first or the second expression in the substring notation. You can use the assembler option FLAG(NOSUBSTR) to suppress this message.  
**Severity:** 0

---

**ASMA095W**    **Substring expression 2 less than 0; default=null - xxxxxxxx**  
**Explanation:** The second arithmetic expression of a SETC substring is less than or equal to zero.  
**System Action:** No characters (a null string) from the substring character expression are used.  
**Programmer Response:** Supply a valid expression.  
**Severity:** 4

---

**ASMA096E**    **Unsubscripted SYSLIST; default=SYSLIST(1) - xxxxxxxx**  
**Explanation:** The system variable symbol, &SYSLIST, is not subscripted. &SYSLIST(n) refers to the *n*th positional parameter in a macro instruction. N'&SYSLIST does not have to be subscripted.  
**System Action:** The subscript defaults to one so that it refers to the first positional parameter.  
**Programmer Response:** Supply the correct subscript.  
**Severity:** 8

---

**ASMA097E**    **Invalid attribute reference to SETA or SETB symbol; default=U or 0 - xxxxxxxx**  
**Explanation:** A length (L), scaling (S), integer (I), or defined (D) attribute refers to a SETA or SETB symbol.  
**System Action:** The attributes are set to default values: L'=0, S'=0, I'=0, and D'=0.  
**Programmer Response:** Change or remove the attribute reference.  
**Severity:** 8

---

**ASMA098E**    **Attribute reference to invalid symbol; default=U or 0 - xxxxxxxx**  
**Explanation:** An attribute attempted to reference a symbol that is not correct or has a null value. (A valid symbol is 1 to 63 alphanumeric characters, the first of which is alphabetic.)  
**System Action:** For a type (T) attribute, defaults to U. For all other attributes, defaults to 0.  
**Programmer Response:** Supply a valid symbol.  
**Severity:** 8

---

**ASMA099W**    **Wrong type of constant for S or I attribute reference; default=0 - xxxxxxxx**  
**Explanation:** An integer (I) or scaling (S) attribute references a symbol whose type is other than floating-point (E,D,L), decimal (P,Z), or fixed-point (H,F).  
**System Action:** The integer or scaling attribute defaults to zero.

## ASMA100E • ASMA110S

**Programmer Response:** Remove the integer or scaling attribute reference or change the constant type.

**Severity:** 4

---

**ASMA100E Subscript less than 1; default to subscript=1 - xxxxxxxx**

**Explanation:** The subscript of a subscripted SET symbol in the name field of a SET statement, the operand field of a GBL or LCL statement, or an &SYSLIST statement is less than 1.

**System Action:** The subscript defaults to 1.

**Programmer Response:** Supply the correct subscript.

**Severity:** 8

---

**ASMA101E Subscript less than 1; default to value=0 or null - xxxxxxxx**

**Explanation:** The subscript of a SET symbol in the operand field is less than 1.

**System Action:** The value is set to zero or null.

**Programmer Response:** Supply a valid subscript.

**Severity:** 8

---

**ASMA102E Arithmetic term is not self-defining term; default=0 - xxxxxxxx**

**Explanation:** A SETC term or expression used as an arithmetic term is not a valid self-defining term.

**System Action:** The value of the SETC term or expression is set to zero.

**Programmer Response:** Make the SETC a self-defining term, such as C'A', X'1EC', B'1101', or 27. The C, X, or B and the quotation marks must be part of the SETC value.

**Severity:** 8

---

**ASMA103E Multiplication overflow; default product=1 - xxxxxxxx**

**Explanation:** A multiplication overflow occurred in a macro definition statement.

**System Action:** The value of the expression up to the point of overflow is set to one; evaluation continues.

**Programmer Response:** Change the expression so that overflow does not occur; break it into two or more operations, or regroup the terms by parentheses.

**Severity:** 8

---

**ASMA104W Statement processing incomplete**

**Explanation:** This indicates that a previously-flagged error has terminated processing for this statement.

**System Action:** The assembly continues.

**Programmer Response:** Correct previous errors.

**Severity:** 4

---

**ASMA105U Arithmetic expression too complex**

**Explanation:** An arithmetic expression in a macro definition statement caused an internal workarea overflow because it is too complex; that is, it has too many terms, levels, or both.

**System Action:** The assembly stops.

**Programmer Response:** Simplify the expression or break it into two or more expressions.

**Severity:** 20

---

**ASMA106E Wrong target symbol type; value left unchanged - xxxxxxxx**

**Explanation:** The SET symbol in the name field has already been declared, and is a different type to the type of SETx instruction. For example, you might have previously declared a SET symbol as arithmetic (SETA), and you are attempting to use the SET symbol as the target of a SETC instruction.

**System Action:** The statement is ignored.

**Programmer Response:** Make the declaration agree with the SET statement type. If you want to store across SET symbol types, first store into a SET symbol of matching type, and then use another SETx instruction to store the value, represented by the matching SET symbol, into the non- matching SET symbol.

**Severity:** 8

---

**ASMA107E Inconsistent dimension on target symbol; subscript ignored, or 1 used - xxxxxxxx**

**Explanation:** The SET symbol in the name field is dimensioned (subscripted), but was not declared in a GBL or LCL statement as dimensioned, or vice versa.

**System Action:** The subscript is ignored or a subscript of 1 is used, in accordance with the declaration.

**Programmer Response:** Make the declaration and the usage compatible. Note that you can declare a local SET symbol as dimensioned by using it, subscripted, in the name field of a SET statement.

**Severity:** 8

---

**ASMA108E Inconsistent dimension on SET symbol reference; default = 0, null, or type=U - xxxxxxxx**

**Explanation:** A SET symbol in the operand field is dimensioned (subscripted), but was not declared in a GBL or LCL statement as dimensioned, or vice versa.

**System Action:** A value of zero or null is used for the subscript. If the type attribute of the SET symbol is requested, it is set to U.

**Programmer Response:** Make the declaration and the usage compatible. You can declare a SET symbol as dimensioned by using it, subscripted, in the name field of a SET statement.

**Severity:** 8

---

**ASMA109E Multiple SET operands for undimensioned SET symbol; gets last operand - xxxxxxxx**

**Explanation:** Multiple operands were assigned to an undimensioned (unsubscripted) SET symbol.

**System Action:** The SET symbol is given the value of the last operand.

**Programmer Response:** Declare the SET symbol as dimensioned, or assign only one operand to it.

**Severity:** 8

---

**ASMA110S Library macro first statement not 'MACRO' or comment**

**Explanation:** A statement other than a comment statement preceded a MACRO statement in a macro definition read from a library.

**System Action:** The macro definition is not read from the library. A corresponding macro call cannot be processed.

**Programmer Response:** Ensure that the library macro definition begins with a MACRO statement preceded (optionally) by comment statements only.

**Severity:** 12



---

**ASMA111S Invalid AIF or SETB operand field - xxxxxxxx**  
**Explanation:** The operand of an AIF or SETB statement either does not begin with a left parenthesis or is missing altogether.  
**System Action:** The statement is ignored.  
**Programmer Response:** Supply a valid operand.  
**Severity:** 12

---

**ASMA112S Invalid sequence symbol - xxxxxxxx**  
**Explanation:** One of the following errors has occurred:

- A sequence symbol does not begin with a period followed by one to 62 alphanumeric characters, the first being alphabetic.
- A sequence symbol in the name field was created by substitution.
- Operand of AGO is blank or sequence symbol in AIF is blank.

**System Action:** The sequence symbol in the name field is ignored. A sequence symbol in the operand field of an AIF or AGO statement causes the whole statement to be ignored.  
**Programmer Response:** Supply a valid sequence symbol.  
**Severity:** 12

---

**ASMA113S Continue column blank**  
**Explanation:** A SET symbol declaration in a GBL or LCL statement began with an ampersand in the end column (normally column 71) of the previous record, but the continue column (normally column 16) of this record is blank.  
**System Action:** This record and any following records of the statement are ignored. Any SET symbols that completely appear on the previous record(s), are processed normally.  
**Programmer Response:** Begin this record in the continuation column.  
**Severity:** 12

---

**ASMA114S Invalid COPY operand - xxxxxxxx**  
**Explanation:** The operand of a COPY statement is not a symbol of 1 to 8 alphanumeric characters, the first being alphabetic.  
**System Action:** The COPY statement is ignored.  
**Programmer Response:** Supply a valid operand. In open code the operand can be specified as a previously defined SET symbol.  
**Severity:** 12

---

**ASMA115S COPY operand too long - xxxxxxxx**  
**Explanation:** The symbol in the operand field of a COPY statement is more than 8 characters long.  
**System Action:** The COPY statement is ignored.  
**Programmer Response:** Supply a valid operand.  
**Severity:** 12

---

**ASMA116E Illegal SET symbol - xxxxxxxx**  
**Explanation:** A SET symbol in the operand field of a GBL or LCL statement or in the name field of a SET statement does not consist of an ampersand followed by one to 62 alphanumeric characters, the first being alphabetic.  
**System Action:** For a GBL or LCL statement, the incorrect SET symbol and all following SET symbols in a GBL or LCL statement are ignored. For a SET statement, the whole SET statement is ignored.  
**Programmer Response:** Supply a SET symbol.  
**Severity:** 8

---

**ASMA117E Illegal subscript - xxxxxxxx**  
**Explanation:** The subscript following a SET symbol contained unbalanced parentheses or an incorrect arithmetic expression.  
**System Action:** This statement is ignored.  
**Programmer Response:** Supply an equal number of left and right parentheses or a valid arithmetic expression.  
**Severity:** 8

---

**ASMA118S Source macro ended by 'MEND' in COPY code**  
**Explanation:** A library member, being copied by a COPY statement within a macro definition, contained a MEND statement.  
**System Action:** The MEND statement is honored and the macro definition stops. No more COPY code is read. The statements brought in before the end of the COPY code are processed.  
**Programmer Response:** Make sure that each library member to be used as COPY code contains balanced MACRO and MEND statements.  
**Severity:** 12

---

**ASMA119S Too few MEND statements in COPY code**  
**Explanation:** A macro definition is started in a library member brought in by a COPY statement and the COPY code ends before a MEND statement is encountered.  
**System Action:** A MEND statement is generated to end the macro definition. The statements brought in before the end of the COPY code are processed.  
**Programmer Response:** Check to see if part of the macro definition was lost. Also, ensure that each macro definition to be used as COPY code contains balanced MACRO and MEND statements.  
**Severity:** 12

---

**ASMA120S EOD where continuation record expected**  
**Explanation:** An end-of-data occurred when a continuation record was expected.  
**System Action:** The portion of the statement read in is assembled. The assembly stops if the end-of-data is on the PRIMARY INPUT. If a library member is being copied, the assembly continues with the statement after the COPY statement.  
**Programmer Response:** Check to determine whether any statements were omitted from the source program or from the COPY code.  
**Severity:** 12

---

**ASMA121S Insufficient storage for editor work area**  
**Explanation:** The macro editor module of the assembler cannot get enough main storage for its work areas.  
**System Action:** The assembly stops.  
**Programmer Response:** Split the assembly into two or more parts or give the macro editor more working storage.

On MVS or CMS, this can be done by increasing the region size for the assembler, decreasing blocking factor or block size on the assembler data sets, or a combination of both.

On VSE, this can be done by decreasing the value you specify on the SIZE parameter of the JCL EXEC statement, or by running the assembly in a larger partition.  
**Severity:** 12

---

**ASMA122S    Illegal operation code format**

**Explanation:** The operation code is not followed by a blank or is missing altogether, or the first record of a continued source statement is missing.

**System Action:** The statement is ignored.

**Programmer Response:** Ensure that the statement has a valid operation code and that all records of the statement are present.

**Severity:** 12

---

**ASMA123S    Variable symbol too long - xxxxxxxx**

**Explanation:** A SET symbol, symbolic parameter, or sequence symbol contains more than 62 characters following the ampersand or period.

**System Action:** This statement is ignored.

**Programmer Response:** Shorten the SET symbol or sequence symbol.

**Severity:** 12

---

**ASMA124S    Illegal use of parameter**

**Explanation:** A symbolic parameter was used in the operand field of a GBL or LCL statement or in the name field of a SET statement. In other words, a variable symbol has been used both as a symbolic parameter and as a SET symbol.

**System Action:** The statement is ignored.

**Programmer Response:** Change the variable symbol to one that is not a symbolic parameter.

**Severity:** 12

---

**ASMA125S    Illegal macro name - macro uncallable - xxxxxxxx**

**Explanation:** The operation code of a macro prototype statement is not a valid symbol; that is, one to 63 alphanumeric characters, the first alphabetic.

**System Action:** The macro definition is edited. However, since the macro name is not correct, the macro cannot be called.

**Programmer Response:** Supply a valid macro name.

**Severity:** 12

---

**ASMA126S    Library macro name incorrect - xxxxxxxx**

**Explanation:** The operation code of the prototype statement of a library macro definition is not the same as the operation code of the macro instruction (call). Library macro definitions are located by their member names. However, the assembler compares the macro instruction with the macro prototype.

**System Action:** The macro definition is edited using the operation code of the prototype statement as the macro name. Thus, the definition cannot be called by this macro instruction.

**Programmer Response:** Ensure that the member name of the macro definition is the same as the operation code of the prototype statement. This usually requires listing the macro definition from the library, use of the LIBMAC option to cause the macro definition to be listed, or a COPY of the member name.

**Severity:** 12

---

**ASMA127S    Illegal use of ampersand**

**Explanation:** One of the following errors has occurred:

- An ampersand was found where all substitution should have already been done

- The standard value of a keyword parameter in a macro prototype statement contained a single ampersand or a string with an odd number of ampersands
- An unpaired ampersand occurred in a character (C) constant

**System Action:** In a macro prototype statement, all information following the error is ignored. In other statements, the action depends on which field the error occurred in. If the error occurred in the name field, the statement is processed without a name. If the error occurred in the operation code field, the statement is ignored. If the error occurred in the operand field, another message is issued to specify the default. However, if the error occurred in a C-type constant, the operand in error and the following operands are ignored.

**Programmer Response:** Ensure that ampersands used in keyword standard values or in C-type constant values occur in pairs. Also, avoid substituting an ampersand into a statement unless there is a double ampersand.

**Severity:** 12

---

**ASMA128S    Excess right parenthesis - xxxxxxxx**

**Explanation:** An unpaired right parenthesis has been found.

**System Action:** A machine instruction assembles as zero. An assembler instruction is ignored and an additional message relative to the statement type appears. However, if the error is in the standard value of a keyword on a macro prototype statement, only the operands in error and the following operands are ignored.

**Programmer Response:** Make sure that all parentheses are paired.

**Severity:** 12

---

**ASMA129S    Insufficient right parentheses - xxxxxxxx**

**Explanation:** An unpaired left parenthesis has been found. Parentheses must balance at each comma in a multiple operand statement.

**System Action:** A machine instruction assembles as zero. An assembler instruction is ignored and an additional message relative to the statement type appears. However, if the error is in the standard value of a keyword on a macro prototype statement, only the operands in error and the following operands are ignored.

**Programmer Response:** Make sure that all parentheses are paired.

**Severity:** 12

---

**ASMA130S    Illegal attribute reference - xxxxxxxx**

**Explanation:** One of the following errors has occurred:

- The symbol following a I, L, S, or T attribute reference is not a valid variable symbol or ordinary symbol or literal that has been previously used in a machine instruction
- The symbol following a K or N attribute reference is not a valid variable symbol
- The symbol following a D attribute reference is not a valid variable symbol or ordinary symbol
- The quotation mark is missing from a T attribute reference

**System Action:** The statement is ignored.

**Programmer Response:** Supply a valid attribute reference.

**Severity:** 12

---

---

**ASMA131S**    **Parenthesis nesting depth exceeds 255 - xxxxxxxx**

**Explanation:** There are more than 255 levels of parentheses in a SETA expression.

**System Action:** The statement is ignored.

**Programmer Response:** Rewrite the SETA statement using several statements to regroup the subexpressions in the expression.

**Severity:** 12

---

**ASMA132S**    **Invalid SETB expression - xxxxxxxx**

**Explanation:** A SETB expression in the operand field of a SETB statement or an AIF statement does not consist of valid character relational expressions, arithmetic relational expressions, and single SETB symbols, connected by logical operators.

**System Action:** The statement is ignored.

**Programmer Response:** Supply a valid SETB expression.

**Severity:** 12

---

**ASMA133S**    **Illegal substrng reference - xxxxxxxx**

**Explanation:** A substrng expression following a SETC expression does not consist of two valid SETA expressions separated by a comma and enclosed in parentheses.

**System Action:** The statement is ignored.

**Programmer Response:** Supply a valid substrng expression. The second value in the substrng expression can be \*.

**Severity:** 12

---

**ASMA134S**    **Invalid relational operator - xxxxxxxx**

**Explanation:** Characters other than EQ, NE, LT, GT, LE, or GE are used in a SETB expression where a relational operator is expected.

**System Action:** The statement is ignored.

**Programmer Response:** Supply a valid relational operator.

**Severity:** 12

---

**ASMA135S**    **Invalid logical operator - xxxxxxxx**

**Explanation:** Characters other than AND, OR, NOT, or XOR are used in a SETB expression where a logical operator is expected.

**System Action:** The statement is ignored.

**Programmer Response:** Supply a valid logical operator.

**Severity:** 12

---

**ASMA136S**    **Illegal logical/relational operator**

**Explanation:** Characters other than a valid logical or relational operator were found where a logical or relational operator was expected.

**System Action:** The statement is ignored.

**Programmer Response:** Supply a valid logical or relational operator.

**Severity:** 12

---

**ASMA137S**    **Illegal SETC expression - xxxxxxxx**

**Explanation:** The operand of a SETC statement or the character value used in a character relation is erroneous. It must be a valid type attribute (T) reference or a valid character expression enclosed in quotation marks.

**System Action:** The statement is ignored.

**Programmer Response:** Supply a valid expression.

**Severity:** 12

---

---

**ASMA138W**    **Non-empty PUSH xxxxxx stack**

**Explanation:** The number of PUSH instructions exceeds the number of POP instructions at the end of the assembly. This indicates a potential error.

**System Action:** The assembly continues.

**Programmer Response:** Change your program to issue POP instructions for all PUSHes. You can suppress this warning by specifying the NOPUSH suboption of the FLAG option.

**Severity:** 4

---

**ASMA139S**    **EOD during REPRO processing**

**Explanation:** A REPRO statement was immediately followed by an end-of-data so that no valid record could be punched. The REPRO is either the last record of source input or the last record of a COPY member.

**System Action:** The REPRO statement is ignored.

**Programmer Response:** Remove the REPRO or ensure that it is followed by a record to be punched.

**Severity:** 12

---

**ASMA140W**    **END record missing**

**Explanation:** End-of-file on the source input data set occurred before an END statement was read. One of the following has occurred:

- The END statement was omitted or misspelled.
- The END operation code was changed or deleted by OPSYN or by definition of a macro named END. The lookahead phase of the assembler marks what it thinks is the END statement. If an OPSYN statement or a macro definition redefines the END statement, premature end-of-input might occur because the assembler does not pass the original END statement.

**System Action:** An END statement is generated. It is assigned a statement number but not printed. If any literals are waiting, they are processed as usual following the END statement.

**Programmer Response:** Check for lost records. Supply a valid END statement; or, if you use OPSYN to define another symbol as END, place it *before* the possible entry into the lookahead phase.

**Severity:** 4

---

**ASMA141E**    **Bad character in operation code - xxxxxxxx**

**Explanation:** The operation code contains a non-alphanumeric character, that is, a character other than A to Z, 0 to 9, \$, #, @ or \_ . Embedded blanks are not allowed.

**System Action:** The statement is ignored.

**Programmer Response:** Supply a valid operation code. If the operation code is formed by variable symbol substitution, check the statements leading to substitution.

**Severity:** 8

---

**ASMA142E**    **Operation code not complete on first record**

**Explanation:** The whole name and operation code, including a trailing blank, is not contained on the first record (before the continue column—usually column 72) of a continued statement.

**System Action:** The statement is ignored.

**Programmer Response:** Shorten the name, operation code, or both, or simplify the statement by using a separate SETC statement to create the name or operation code by substitution.

**Severity:** 8

---

---

**ASMA143E Bad character in name field - xxxxxxxx**

**Explanation:** The name field contains a non-alphanumeric character, that is, a character other than A to Z, 0 to 9, \$, #, @ or \_.

**System Action:** If possible, the statement is processed without a name. Otherwise, it is ignored.

**Programmer Response:** Put a valid symbol in the name field.  
**Severity:** 8

---

**ASMA144E Begin-to-continue columns not blank - xxxxxxxx**

**Explanation:** On a continuation record, one or more columns between the begin column (usually column 1) and the continue column (usually column 16) are not blank.

**System Action:** The extraneous characters are ignored.

**Programmer Response:** Check whether the operand started in the wrong column or whether the preceding record contained an erroneous continuation character.

**Severity:** 8

---

**ASMA145E Operator, right parenthesis, or end-of-expression expected - xxxxxxxx**

**Explanation:** One of the following has occurred:

- A letter, number, equal sign, quotation mark, or undefined character occurred following a term where a right parenthesis, an operator, a comma, or a blank ending the expression was expected
- In an assembler instruction, a left parenthesis followed a term

**System Action:** A machine instruction assembles as zero. An assembler instruction is ignored and another message, relative to the operation code, is issued.

**Programmer Response:** Check for an omitted or misplaced operator. Subscripting is not allowed on this statement.  
**Severity:** 8

---

**ASMA146E Self-defining term too long or value too large - xxxxxxxx**

**Explanation:** A self-defining term is longer than 4 bytes, (8 hexadecimal digits, 32 bits, or 4 characters), or the value of a decimal self-defining term is greater than  $2^{31}-1$ .

**System Action:** A machine instruction assembles as zero. An assembler instruction is ignored. However, another message, relative to the operation code, is issued.

**Programmer Response:** Reduce the size of the self-defining term, or specify it in a DC statement.  
**Severity:** 8

---

**ASMA147E Symbol too long, or first character not a letter - xxxxxxxx**

**Explanation:** A symbol does not begin with a letter or an underscore (\_) or is longer than 63 characters.

**System Action:** If the symbol is in the name field, the statement is processed as unnamed. If the symbol is in the operand field, an assembler operation or a macro definition model statement is ignored and a machine operation assembles as zero.

**Programmer Response:** Supply a valid symbol.  
**Severity:** 8

---

**ASMA148E Self-defining term lacks ending quote or has bad character - xxxxxxxx**

**Explanation:** A hexadecimal or binary self-defining term contains a character that is not permitted or is missing the final quotation mark, or a pure DBCS self-defining term contains SO and SI with no double-byte data between them.

**System Action:** A machine operation assembles as zero. An assembler operation is ignored and another message, relative to the operation code, is issued.

**Programmer Response:** Correct the incorrect term.  
**Severity:** 8

---

**ASMA149E Literal length exceeds 256 characters, including = sign - xxxxxxxx**

**Explanation:** A literal is longer than 256 characters.

**System Action:** The instruction assembles as zero.

**Programmer Response:** Shorten the literal, or change it to a DC statement.  
**Severity:** 8

---

**ASMA150E Symbol has non-alphanumeric character or invalid delimiter - xxxxxxxx**

**Explanation:** The first character following a symbol is not a valid delimiter (plus sign, minus sign, asterisk, slash, left or right parenthesis, comma, or blank).

**System Action:** A machine operation assembles as zero. An assembler operation is ignored, and another message, relative to this operation code, is issued.

**Programmer Response:** Ensure that the symbol does not contain a non-alphanumeric character and that it is followed by a valid delimiter.  
**Severity:** 8

---

**ASMA151E Literal expression modifiers must be absolute and predefined - xxxxxxxx**

**Explanation:** The duplication factor or length modifier in a literal is not a self-defining term, or an expression using self-defining terms or previously defined symbols.

**System Action:** The statement assembles as zero.

**Programmer Response:** Supply a valid self-defining term or ensure that symbols appear in the name field of a *previous* statement.  
**Severity:** 8

---

**ASMA152S External symbol too long or unacceptable character - xxxxxxxx**

**Explanation:** One of the following errors has occurred:

- An external symbol is longer than 8 characters, or the limit is 63 characters when the GOFF/XOBJECT option is in effect, or contains a bad character. An external symbol might be the name of a CSECT, START, DXD, AMODE, RMODE, or COM statement, or the operand of an ENTRY, EXTRN, or WXTRN statement or a Q-type or V-type address constant.
- The operand of an ENTRY, EXTRN, or WXTRN statement or a Q-type or V-type address constant is an expression instead of a single term, or contains a bad character.
- A class name in a CATTR statement is longer than 16 characters, or contains a bad character.

**System Action:** The symbol does not appear in the external symbol dictionary. If the error is in the name field, an attempt is made to process the statement as unnamed. If the error is in the operand field, the bad operand is ignored and, if possible,



the following operands are processed. A bad constant assembles as zero.

**Programmer Response:** Supply a shorter name or replace the expression with a symbol.

**Severity:** 12

**ASMA153S    START statement illegal - CSECT already begun**

**Explanation:** A START statement occurred after the beginning of a control section.

**System Action:** The statement is processed as a CSECT statement; any operand is ignored.

**Programmer Response:** Ensure that the START precedes all machine instructions and any assembler instruction, such as EQU, that initiates a control section. If you want EQU statements before the START, place them in a dummy section (DSECT).

**Severity:** 12

**ASMA154E    Operand must be absolute, predefined symbols; set to zero - xxxxxxxx**

**Explanation:** The operand on a SETA, SETB, SETC, START or MHELP statement is not correct. If there is another message with this statement, this message is advisory. If this message appears alone, it indicates one of the following:

- There is a location counter reference (\*) in a START operand.
- An expression does not consist of absolute terms, predefined symbols, or both.
- The statement is too complex. For example, it might have too many forward references or cause arithmetic overflow during evaluation.
- The statement is circularly defined.
- A relocatable term is multiplied or divided.

**System Action:** The operand of the statement is treated as zero.

**Programmer Response:** Correct the error if it exists. Paired relocatable symbols in different LOCTRs, even though in the same CSECT or DSECT, are not valid where an absolute, predefined value is required.

**Severity:** 8

**ASMA155S    Previous use of symbol is not this section type**

**Explanation:** The name on a CSECT, DSECT, COM, CATTR or LOCTR statement has been used previously, on a different type of statement. For example, the name on a CSECT has been used before on a statement other than CSECT, such as a machine instruction or a LOCTR.

**System Action:** This name is ignored, and the statement processes as unnamed.

**Programmer Response:** Correct the misspelled name, or change the name to one that does not conflict.

**Severity:** 12

**ASMA156S    Only ordinary symbols, separated by commas, allowed**

**Explanation:** The operand field of an ENTRY, EXTRN, or WXTRN statement contains a symbol that does not consist of 1-to-8 alphanumeric characters, the first being alphabetic, or the operands are not separated by a comma.

**System Action:** The operand in error is ignored. If other operands follow, they process normally.

**Programmer Response:** Supply a correct symbol or insert the

missing comma. If you want an expression as an ENTRY statement operand (such as SYMBOL+4), use an EQU statement to define an additional symbol.

**Severity:** 12

**ASMA157S    Operand must be a simply-relocatable expression**

**Explanation:** If there is another message with this statement, this message is advisory. If this message appears alone, the operand of an ORG or END statement is not a simple relocatable expression, is too complex, or is circularly defined. The error might also be that the END operand symbol is not in a CSECT.

**System Action:** An ORG statement or the operand of an END statement is ignored.

**Programmer Response:** If an error exists, supply a correct expression. Paired relocatable symbols in different LOCTRs, even though in the same CSECT or DSECT, might cause circular definition when used in an ORG statement.

**Severity:** 12

**ASMA158E    Operand expression is defective; set to \***

**Explanation:** The first operand of an EQU statement is defective. If another message appears with this statement, this message is advisory. If this message appears alone, one of the following errors has occurred:

- The statement is too complex. For example, it has too many forward references or causes an arithmetic overflow during evaluation.
- The statement is circularly defined.
- The statement contains a relocatable term that is multiplied or divided.

**System Action:** The symbol in the name field is equated to the current value of the location counter (\*), and operands 2 and 3 of the statement, if present, are ignored.

**Programmer Response:** If an error exists, supply a correct expression for operand 1 of the statement.

**Severity:** 8

**ASMA159S    Operand must be absolute, proper multiples of 2 or 4**

**Explanation:** The combination of operands of a CNOP statement is not one of the following valid combinations:

0,4	2,4
0,8	2,8
4,8	6,8

**System Action:** The statement is ignored. However, the location counter is adjusted to a halfword boundary.

**Programmer Response:** Supply a valid combination of CNOP operands.

**Severity:** 12

**ASMA160W    Invalid BYTE function operand xxxxxxxx**

**Explanation:** The value xxxxxxxx of the operand of the BYTE built-in function is outside the expected range of 0-255.

**System Action:** The low-order eight bits of the operand's value are used.

**Programmer Response:** Supply an arithmetic expression which returns an acceptable value.

**Severity:** 4

---

**ASMA161W** Only one TITLE statement may have a name field

**Explanation:** More than one TITLE statement has a name field. The named TITLE statement need not be the first one in the assembly, but it must be the only one named.

**System Action:** The name on this TITLE statement is ignored. The name used for deck identification is taken from the first named TITLE statement encountered.

**Programmer Response:** Delete the unwanted name.  
**Severity:** 4

---

**ASMA162S** PUNCH operand exceeds 80 columns; ignored

**Explanation:** A PUNCH statement attempted to punch more than 80 characters into a record.

**System Action:** The statement is ignored. The record is not punched.

**Programmer Response:** Shorten the operand to 80 characters or fewer or use more than one PUNCH statement.

**Severity:** 12

---

**ASMA163W** Operand not properly enclosed in quotes

**Explanation:** The operand of a PUNCH or TITLE statement does not begin with a quotation mark, or the operand of a PUNCH, MNOTE, or TITLE statement does not end with a quotation mark, or the ending quotation mark is not followed by a blank.

**System Action:** The statement is ignored.

**Programmer Response:** Supply the missing quotation mark. Be sure that a quotation mark to be punched or printed as data is represented as two quotation marks.

**Severity:** 4

---

**ASMA164W** Operand is a null string - record not punched

**Explanation:** A PUNCH statement does not have any characters between its two single quotation marks, or a single quotation mark to be punched as data is not represented by two single quotation marks.

**System Action:** The statement is ignored.

**Programmer Response:** Correct the operand. If you want to "punch" a blank record, the operand of the PUNCH statement should be a blank enclosed in single quotation marks.

**Severity:** 4

---

**ASMA165W** Unexpected name field

**Explanation:** The name field on this statement is not blank and is not a sequence symbol. The name field can not be an ordinary symbol.

**System Action:** The name is equated to the current value of the location counter (\*). However, if no control section has been started, the name is equated to zero.

**Programmer Response:** Remove the name field, or ensure the name is preceded with a period if you want it to be a sequence symbol.

**Severity:** 4

---

**ASMA166S** Sequence symbol too long - xxxxxxxx

**Explanation:** A sequence symbol contains more than 62 characters following the period.

**System Action:** If the sequence symbol is in the name field, the statement is processed without a name. If it is in the operand field of an AIF or AGO statement, the whole statement is ignored.

**Programmer Response:** Shorten the sequence symbol.  
**Severity:** 12

---

**ASMA167E** Required name missing

**Explanation:** This statement requires a name and has none. The name field might be blank because an error occurred during an attempt to create the name by substitution or because a sequence symbol was used as the name.

**System Action:** The statement is ignored.

**Programmer Response:** Supply a valid name or ensure that a valid name is created by substitution. If a sequence symbol is needed, put it on an ANOP statement ahead of this one and put a name on this statement.

**Severity:** 8

---

**ASMA168C** Undefined sequence symbol - xxxxxxxx

**Explanation:** The sequence symbol in the operand field of an AIF or AGO statement outside a macro definition is not defined; that is, it does not appear in the name field of an associated statement.

**System Action:** This statement is ignored; assembly continues with the next statement.

**Programmer Response:** If the sequence symbol is misspelled or omitted, correct it. When the sequence symbol is not previously defined, the assembler looks ahead for the definitions. The lookahead stops when an END statement or an OPSYN equivalent is encountered. Be sure that OPSYN statements and macro definitions that redefine END precede possible entry into look-ahead.

**Severity:** 16

---

**ASMA169I** Implicit length of symbol *symbol* used for operand *n*

**Explanation:** A length subfield was omitted from operand *n* in an SS-format machine instruction and the implicit length of *symbol* is assembled into the object code of the instruction.

**System Action:** The instruction is assembled using an implicit length which:

- For an implicit address, is the length attribute of the first or only term in the expression representing the implicit address
- For an explicit address, is the length attribute of the first or only term in the expression representing the displacement

**Programmer Response:** Check the instruction to ensure that the operation and operands are coded correctly. You can suppress this warning by specifying the NOIMPLEN suboption of the FLAG option.

**Severity:** 0

---

**ASMA170S** Interlude error-logging capacity exceeded

**Explanation:** The table that the interlude phase of the assembler uses to keep track of the errors it detects is full. This does not stop error detection by other phases of the assembler.

**System Action:** If there are additional errors, normally detected by the interlude phase, in other statements either before or after this one, they are not flagged. Statement processing depends on the type of error.

**Programmer Response:** Correct the indicated errors, and run the assembly again to diagnose any further errors.

**Severity:** 12

---

**ASMA171S Standard value too long**

**Explanation:** The standard (default) value of a keyword parameter on a macro prototype statement is longer than 255 characters.

**System Action:** The parameter in error and the following parameters are ignored.

**Programmer Response:** Shorten the standard value.

**Severity:** 12

---

**ASMA172E Negative duplication factor; default=1 - xxxxxxxx**

**Explanation:** The duplication factor of a SETC statement is negative.

**System Action:** The duplication factor is given a default value of 1.

**Programmer Response:** Supply a positive duplication factor.

**Severity:** 8

---

**ASMA173S Delimiter error, expected blank - xxxxxxxx**

**Explanation:** The character string xxxxxxxx is found where a blank (end of operand) is required.

**System Action:** A machine instruction assembles as zero. An ORG statement is ignored. For an EQU or END statement, the incorrect delimiter is ignored and the operand processes normally. For a CNOP statement, the location counter is aligned to a halfword boundary.

**Programmer Response:** Replace the incorrect delimiter with a blank. Look for an extra operand or a missing left parenthesis.

**Severity:** 12

---

**ASMA174S Delimiter error, expected blank or comma - xxxxxxxx**

**Explanation:** The character string xxxxxxxx is found where a blank or a comma is required.

**System Action:** A machine instruction assembles as zero. For a USING or DROP statement, the incorrect delimiter is ignored and the operand is processed normally.

**Programmer Response:** Replace the incorrect delimiter with a blank or a comma. Look for an extra operand or a missing left parenthesis.

**Severity:** 12

---

**ASMA175S Delimiter error, expected comma- xxxxxxxx**

**Explanation:** The character string xxxxxxxx is used where a comma is required.

**System Action:** A machine instruction assembles as zero. For a CNOP statement, the location counter is aligned to a halfword boundary.

**Programmer Response:** Replace the incorrect delimiter with a comma. Be sure each expression is syntactically correct and that no parentheses are omitted.

**Severity:** 12

---

**ASMA178S Delimiter error, expected comma or right parenthesis - xxxxxxxx**

**Explanation:** The character string xxxxxxxx is used in a machine instruction when a comma or a right parenthesis is required.

**System Action:** The machine instruction assembles as zero.

**Programmer Response:** Replace the incorrect delimiter with a comma or a right parenthesis. Look for a missing base field.

**Severity:** 12

---

**ASMA179S Delimiter error, expected right parenthesis - xxxxxxxx**

**Explanation:** The character string xxxxxxxx is used in a machine instruction when a right parenthesis is required.

**System Action:** The machine instruction assembles as zero.

**Programmer Response:** Replace the incorrect delimiter with a right parenthesis. Look for an index field used where it is not allowed.

**Severity:** 12

---

**ASMA180S Operand must be absolute**

**Explanation:** The operand of a SPACE or CEJECT statement or the first, third, or fourth operand of a CCW statement is not an absolute term.

**System Action:** A SPACE or CEJECT statement is ignored. A CCW statement assembles as zero.

**Programmer Response:** Supply an absolute operand. Paired relocatable terms can span LOCTRs but must be in the same control section.

**Severity:** 12

---

**ASMA181S CCW operand value is outside allowable range**

**Explanation:** One or more operands of a CCW statement are not within the following limits:

- 1st operand—0 to 255
- 2nd operand—0 to 16 777 215 (CCW, CCW0); or 0 to 2 147 483 647 (CCW1)
- 3rd operand—0-255 and a multiple of 8
- 4th operand—0-65 535

**System Action:** The CCW assembles as zero.

**Programmer Response:** Supply valid operands.

**Severity:** 12

---

**ASMA182E Operand 2 must be absolute, 0-65535; ignored**

**Explanation:** If there is another message with this statement, this message is advisory. If this message appears alone, the second operand of an EQU statement contains one of the following errors:

- It is not an absolute term or expression whose value is within the range of 0 to 65,535
- It contains a symbol that is not previously defined
- It is circularly defined
- It is too complex; for example, it causes an arithmetic overflow during evaluation
- It is derived from an absolute value

**System Action:** Operand 2 is ignored, and the length attribute of the first operand is used. If the third operand is present, it processes normally.

**Programmer Response:** Correct the error if it exists. Paired relocatable symbols in different LOCTRs, even though in the same CSECT, are not valid where an absolute, predefined value is required.

**Severity:** 8

---

**ASMA183E Operand 3 must be absolute, 0-255; ignored**

**Explanation:** If there is another message with this statement, this message is advisory. If this message appears alone, the third operand of an EQU statement contains one of the following errors:

- It is not an absolute term or expression whose value is within the range of 0 to 255
- It contains a symbol that is not previously defined
- It is circularly defined

- It is too complex; for example, it causes an arithmetic overflow during evaluation.

**System Action:** The third operand is ignored, and the type attribute of the EQU statement is set to U.

**Programmer Response:** Correct the error if it exists. Note that paired relocatable symbols in different LOCTRs, even though in the same CSECT, are not valid where an absolute, predefined value is required.

**Severity:** 8

#### ASMA184C COPY disaster

**Explanation:** The assembler copied a library member (processed a COPY statement) while looking ahead for attribute references. However, when the complete text was analyzed, the COPY operation code had been changed by an OPSYN statement or read by an AREAD statement, and the COPY should not have been processed. (Lookahead phase ignores OPSYN statements.) This message follows the first record of the COPY code.

**System Action:** The library member assembles. If it included an ICTL statement, the format of that ICTL is used.

**Programmer Response:** Move COPY statements, or OPSYN statements that modify the meaning of COPY, to a point in the assembly before the entry into lookahead mode (that is, prior to ASMA006I Lookahead invoked).

**Severity:** 16

#### ASMA185W Operand 2 is erroneous - xxxxxxxx

**Explanation:** The second operand is incorrect, or two operands appear where there should be only one.

**System Action:** The second operand is ignored.

**Programmer Response:** Remove or correct the second operand.

**Severity:** 4

#### ASMA186E AMODE/RMODE already set for this ESD item

**Explanation:** A previous AMODE instruction has the same name field as this AMODE instruction, or a previous RMODE instruction has the same name field as this RMODE instruction.

**System Action:** The instruction in error is ignored.

**Programmer Response:** Remove the conflicting instruction or specify the name of another control section.

**Severity:** 8

#### ASMA187E The name field is invalid - xxxxxxxx

**Explanation:** The name field of an AMODE or RMODE instruction does not refer to a valid control section in this assembly, or the name field of an XATTR instruction does not refer to a valid external symbol.

**System Action:** The instruction in error is ignored, and the name field does not appear in the cross-reference listing.

**Programmer Response:** Specify a valid control section in the name field of the AMODE or RMODE instruction. Specify a valid external name in the name field of the XATTR instruction.

**Severity:** 8

#### ASMA188E Incompatible AMODE and RMODE attributes

**Explanation:** A previous AMODE 24 instruction has the same name field as this RMODE ANY instruction, or a previous RMODE ANY instruction has the same name field as this AMODE 24 instruction.

**System Action:** The instruction in error is ignored.

**Programmer Response:** Change the AMODE and RMODE attributes so they are no longer incompatible. All combinations except AMODE 24 and RMODE ANY are valid.

**Severity:** 8

#### ASMA189E OPSYN not permitted for REPRO

**Explanation:** REPRO is specified in either the name field or the operand field of an OPSYN instruction, but a REPRO statement has been previously encountered in the source module. Once a REPRO statement has been encountered, the REPRO symbolic operation code cannot be redefined using the OPSYN instruction.

**System Action:** The OPSYN instruction is ignored.

**Programmer Response:** Remove the OPSYN instruction, or remove the previously encountered REPRO statement.

**Severity:** 8

#### ASMA190E CATTR instruction invalid because no section started

**Explanation:** A CATTR instruction must be preceded by a CSECT, START, or RSECT instruction.

**System Action:** The CATTR instruction is ignored.

**Programmer Response:** Remove the CATTR instruction, or precede it with a CSECT, START, or RSECT instruction.

**Severity:** 8

#### ASMA191W CATTR instruction operands ignored

**Explanation:** You specified operands on a CATTR instruction which has the same class name as a previous CATTR instruction.

**System Action:** The assembler ignores the operands, and continues as if you did not specify any operands.

**Programmer Response:** You can correct this error by:

- Removing the operands from the CATTR instruction in error
- Changing the class name for the CATTR instruction in error
- Removing the CATTR instruction in error

**Severity:** 4

#### ASMA192W Lost precision - underflow to zero

**Explanation:** The value supplied is non-zero and is too small to be represented.

**System Action:** The constant assembles with an exponent and fraction of zero.

**Programmer Response:** Supply a larger value or a longer constant type.

**Severity:** 4

#### ASMA193W Lost precision - underflow to denormal

**Explanation:** The value supplied is non-zero and is too small to be represented in normalized form, but can be represented in denormalized form.

**System Action:** The constant assembles with the denormalized form.

**Programmer Response:** Supply a larger value or a longer constant type,



Severity: 4

---

**ASMA194W Nominal value too large - overflow to MAX**

**Explanation:** The value supplied is too large to be represented and the rounding mode of the constant indicates rounding towards zero. The value is represented as the signed maximum representable value.

**System Action:** The constant assembles with the signed maximum value.

**Programmer Response:** Supply a smaller value or a longer constant type.

Severity: 4

---

**ASMA195W Nominal value too large - overflow to INF**

**Explanation:** The value supplied is too large to be represented and the rounding mode of the constant indicates rounding away from zero. The value is represented as a signed infinity.

**System Action:** The constant assembles with the signed special value INF.

**Programmer Response:** Supply a smaller value or a longer constant type.

Severity: 4

---

**ASMA196W Scaling modifier ignored for binary floating-point constant**

**Explanation:** A scaling modifier has been included in the definition of a binary floating-point constant.

**System Action:** The scaling modifier has been ignored.

**Programmer Response:** Remove the scale modifier.

Severity: 4

---

**ASMA198E Exponent modifier is not permitted for special value**

**Explanation:** The exponent modifier is not permitted for a floating-point special value.

**System Action:** The constant assembles as zeroes.

**Programmer Response:** Remove the exponent modifier.

Severity: 8

---

**ASMA199E Rounding indicator invalid**

**Explanation:** The rounding indicator for the floating-point constant is not a valid value.

**System Action:** The operand in error and the following operands are ignored.

**Programmer Response:** Correct the rounding indicator.

Severity: 8

---

**ASMA201W SO or SI in continuation column - no continuation assumed**

**Explanation:** When High Level Assembler for VSE is invoked with the DBCS option, the double-byte delimiters SO and SI are treated as blanks in the continuation column, and *not* as continuation indicators.

**System Action:** The SO or SI in the continuation column assembles as a blank, and the next line is not treated as a continuation line.

**Programmer Response:** If continuation is required, then rearrange the source line so that a non-blank EBCDIC character can be used to indicate continuation. If continuation is not required, check that everything preceding the SO or SI is complete and valid data.

Severity: 4

---

**ASMA202W Shift-in not found at extended continuation; check data truncation - xxxxxxxx**

**Explanation:** The assembler has detected an extended continuation indicator that is not on a source statement containing double-byte data. The extended continuation indicator feature is provided to permit continuation of double-byte data, and single-byte data adjacent to double-byte data. If you use extended continuation indicators anywhere else, the assembler issues this message. As this situation can be caused by a coding error, the assembler might unintentionally treat the data as extended continuation indicators.

**System Action:** The extended continuation indicators do not assemble as part of the operand.

**Programmer Response:** Change the continuation indicator if unintentional truncation occurred.

Severity: 4

---

**ASMA203E Unbalanced double-byte delimiters - xxxxxxxx**

**Explanation:** A mismatched SO or SI has been found. This could be the result of truncated or nested double-byte data. This error does NOT occur because valid double-byte data is truncated to fit within the explicit length specified for C-type DC, DS, and DXD statements and literals - that condition produces error ASMA208E.

**System Action:** The operand in error, and the following operands are ignored.

**Programmer Response:** Correct the incorrect double-byte data.

Severity: 8

---

**ASMA204E Invalid double-byte data - xxxxxxxx**

**Explanation:** All data between SO and SI must be valid double-byte characters. A valid double-byte character is defined as either double-byte blank (X'4040'), or two bytes each of which must be in the range X'41' to X'FE' inclusive.

This error does not apply to the operands of macro instructions.

**System Action:** The operand in error, and the following operands are ignored.

**Programmer Response:** Correct the incorrect double-byte data.

Severity: 8

---

**ASMA205E Extended continuation end column must not extend into continue column**

**Explanation:** The extended continuation indicator extended into the continue column.

**System Action:** The extended continuation indicator is ignored. The following record or records might be treated as incorrect. The extended continuation indicators are treated as part of the source statement.

**Programmer Response:** If the data in the extended continuation is to be regarded as valid input then another non-blank character must be used in the continuation indication column to identify the data as valid and to continue to the next record. If the data is not to be part of the constant then remove the characters of the extended continuation and add the correct data to the continue record to the point where the extended continuation is needed. This message might be encountered when converting code that assembled with the NODBCS option to code that is to be assembled with the DBCS option.

Severity: 8

**ASMA206E G-type constant must not contain single-byte data - xxxxxxxx**

**Explanation:** A G-type constant or self-defining term, after substitution has occurred, must consist entirely of double-byte data, correctly delimited by SO and SI. If SO or SI are found in any byte position other than the first and last respectively (excepting redundant SI/SO pairs which are removed) then this error is reported.

**System Action:** The operand in error, and the following operands are ignored.

**Programmer Response:** Either remove the single-byte data from the operand, or change the constant to a C-type.

Severity: 8

**ASMA207E Length of G-type constant must be a multiple of 2 - xxxxxxxx**

**Explanation:** A G-type constant must contain only double-byte data. If assembled with a length modifier which is not a multiple of 2, incorrect double-byte data is created.

**System Action:** The operand in error, and the operands following are ignored.

**Programmer Response:** Either correct the length modifier, or change the constant to a C-type.

Severity: 8

**ASMA208E Truncation into double-byte data is not permitted - xxxxxxxx**

**Explanation:** The explicit length of a C-type constant in a DS, DC or DXD statement or literal must not cause the nominal value to be truncated at any point within double-byte data.

**System Action:** The operand in error, and the following operands are ignored.

**Programmer Response:** Either correct the length modifier, or change the double-byte data so that it is not truncated.

Severity: 8

**ASMA209E Symbol not name of class, DXD or DSECT**

**Explanation:** The operand of a J-type address constant is not the name of a class, DXD, or DSECT.

**System Action:** The constant assembles as zero.

**Programmer Response:** Supply a valid operand.

Severity: 8

**ASMA210E Illegal register usage**

**Explanation:** The register operands for this machine instruction must be unique.

**System Action:** The machine instruction assembles as zero.

**Programmer Response:** Correct the instruction such that the operands specified are unique.

Severity: 8

**ASMA211E Unicode conversion table not available.**

**Explanation:** The address of the UNICODE conversion table is zero in the Code Page module specified in the CODEPAGE option.

**System Action:** The constant is not converted.

**Programmer Response:** Ensure the code page module is generated according to the instructions described in *High Level Assembler for MVS & VM & VSE Programmer's Guide*, appendix 'How to Generate a Unicode Translation Table'.

Severity: 12

**ASMA253C Too many errors**

**Explanation:** No more error messages can be issued for this statement, because the assembler work area in which the errors are logged is full.

**System Action:** If more errors are detected for this statement, the messages, annotated text, or both, are discarded.

**Programmer Response:** Correct the indicated errors, and rerun the assembly. If there are more errors on this statement, they will be detected in the next assembly.

Severity: 16

**ASMA254I \*\*\* MNOTE \*\*\***

**Explanation:** The text of an MNOTE statement, which is appended to this message, has been generated by your program or by a macro definition or a library member copied into your program. An MNOTE statement enables a source program or a macro definition to signal the assembler to generate an error or informational message.

**System Action:** None.

**Programmer Response:** Investigate the reason for the MNOTE. Errors flagged by MNOTE often cause the program to fail if it is run.

**Severity:** An MNOTE is assigned a severity code of 0 to 255 by the writer of the MNOTE statement.

**ASMA300W USING overridden by a prior active USING on statement number nnnnnn**

**Explanation:** The USING instruction specifies the same base address as a previous USING instruction at statement number *nnnnnn*, and the base register specified is lower-numbered than the previously specified base register.

**System Action:** The assembler uses the higher-numbered base register for address resolution of symbolic addresses within the USING range.

**Programmer Response:** Check your USING statements to ensure that you have specified the correct base address and base register and that you have not omitted a needed DROP statement for the previous base register. You can suppress this message by reducing the value specified in the WARN sub-option of the USING option by 1.

Severity: 4

**ASMA301W Prior active USING on statement number nnnnnn overridden by this USING**

**Explanation:** The USING instruction specifies the same base address as a previous USING instruction at statement number *nnnnnn*, and the base register specified is higher-numbered than the previous base register.

**System Action:** The assembler uses the higher-numbered base register for address resolution of symbolic addresses within the USING range.

**Programmer Response:** Check your USING statements to ensure that you have specified the correct base address and base register and that you have not omitted a needed DROP statement for the previous base register. You can suppress this message by reducing the value specified in the WARN sub-option of the USING option by 1.

Severity: 4

---

**ASMA302W USING specifies register 0 with a non-zero absolute or relocatable base address**

**Explanation:** The assembler assumes that when register 0 is used as a base register, it contains zero. Therefore, regardless of the value specified for the base address, displacements are calculated from base 0.

**System Action:** The assembler calculates displacements as if the base address specified were absolute or relocatable zero.

**Programmer Response:** Check the USING statement to ensure you have specified the correct base address and base register. You can suppress this message by reducing the value specified in the WARN suboption of the USING option by 2.  
**Severity:** 4

---

**ASMA303W Multiple address resolutions may result from this USING and the USING on statement number *nnnnnn***

**Explanation:** The USING instruction specifies a base address that lies within the range of an earlier USING instruction at statement number *nnnnnn*. The assembler might use multiple base registers when resolving implicit addresses within the range overlap.

**System Action:** The assembler computes displacements from the base address that gives the smallest displacement, and uses the corresponding base register when it assembles addresses within the range overlap.

**Programmer Response:** Check your USING instructions for unintentional USING range overlaps and check that you have not omitted a needed DROP statement. You can suppress this message by reducing the value specified in the WARN suboption of the USING option by 4.

**Severity:** 4

---

**ASMA304W Displacement exceeds LIMIT value specified**

**Explanation:** The address referred to by this statement has a valid displacement that is higher than the displacement limit specified in the USING(LIMIT(*xxx*)) option.

**System Action:** The instruction assembles correctly.

**Programmer Response:** This error diagnostic message is issued at your request. You can suppress this message by reducing the value specified in the WARN suboption of the USING option by 2.

**Severity:** 4

---

**ASMA305E Operand 1 does not refer to location within reference control section**

**Explanation:** The first operand in a dependent USING statement does not refer to a location within a reference control section defined by a DSECT, DXD, or COM instruction.

**System Action:** The USING statement is ignored.

**Programmer Response:** Change the USING statement to specify a location within a reference control section.

**Severity:** 8

---

**ASMA306W USING range overlaps implicit USING 0,0**

**Explanation:** The USING range overlaps the assembler's implicit USING 0,0. This implicit USING is used to convert absolute implicit addresses in the range 0 to 4095. As a result of this USING, the assembler may not generate the expected object code.

**System Action:** The assembly continues

**Programmer Response:** Correct the USING instruction.

**Severity:** 4

---

**ASMA307E No active USING for operand *n***

**Explanation:** The operand specified occurs in a section without an active USING.

**System Action:** The instruction assembles as zero.

**Programmer Response:** Provide a USING instruction.

**Severity:** 8

---

**ASMA308E Repeated register *reg* nullifies prior USING range**

**Explanation:** The repeated register nullifies the range specified by a prior use of that register on the same USING instruction.

**System Action:** The statement is ignored.

**Programmer Response:** Correct the USING instruction.

**Severity:** 8

---

**ASMA309W Operand *xxxxxxx* resolved to a displacement with no base register**

**Explanation:** The machine instruction specifies an operand which is resolved to a baseless address when a base and displacement are expected. This might be the programmer's intent, but will usually be an error.

**System Action:** Base register zero is assembled into the object code of the instruction.

**Programmer Response:** Check the instruction to ensure that the operation and operands are coded correctly. If you want to reference *page zero* you can specify a USING for the appropriate DSECT with a zero base register. You can suppress this warning by specifying the NOPAGE0 suboption of the FLAG option.

**Severity:** 4

---

**ASMA310W Name already used in prior ALIAS - *xxxxxxx***

**Explanation:** The name specified in the ALIAS statement has already been used in a previous ALIAS statement.

**System Action:** The statement is ignored.

**Programmer Response:** Change the program so that the name is used in only one ALIAS statement.

**Severity:** 4

---

**ASMA311E Illegal ALIAS string**

**Explanation:** The ALIAS string is illegal for one of the following reasons:

- The string is null
- The string is not in the form C"ccccccc" or X'hhhhhhhh'
- The string is in the form X'hhhhhhhh' but an odd number of hexadecimal digits has been specified
- The string contains a character outside the valid range of X'42' to X'FE'
- The string has been used in the name entry on a previous CSECT, DSECT, COM or LOCTR instruction

**System Action:** The statement is ignored.

**Programmer Response:** Change the program so that the string conforms to the required syntax.

**Severity:** 8

---

**ASMA312E ALIAS name is not declared as an external symbol - *xxxxxxx***

**Explanation:** The name specified on the ALIAS statement is not declared as an external symbol, either explicitly via an EXTRN, CSECT, etc., or implicitly via a V-type constant.

**System Action:** The statement is ignored.

---

**Programmer Response:** Change the program so that the name is declared as an external symbol.

**Severity:** 8

**ASMA313E The end value specified in the USING is less than or equal to the base value**

**Explanation:** The end value specified is less than or equal to the base value which would result in a zero or negative range.

**System Action:** The end value is ignored and the default range value is used.

**Programmer Response:** Change the USING statement to specify an end value that is greater than the base value.

**Severity:** 8

**ASMA314E The base and end values have differing relocation attributes**

**Explanation:** The base and end values have differing relocation attributes; that is, they are defined in different sections.

**System Action:** The end value is ignored and the default range value is used.

**Programmer Response:** Change the USING statement to specify an end value that is in the same section as the base value.

**Severity:** 8

**ASMA400W Error in invocation parameter - xxxxxxxx**

**Explanation:** The parameter xxxxxxxx is not a recognized assembler option, or is incorrectly specified.

**System Action:** If option PESTOP is specified, the assembly stops. If option NOPESTOP is specified, the assembly continues, using the installation default value for the erroneously specified option.

**Programmer Response:** Correct the parameter error and resubmit the assembly.

**Severity:** 4

**ASMA401N Fixed option cannot be overridden by invocation parameter - xxxxxxxx**

**Explanation:** The parameter xxxxxxxx cannot be specified in the ASMAOPT file or as an invocation parameter because the option it is attempting to override was fixed when High Level Assembler for VSE was installed.

**System Action:** If option PESTOP is specified, the assembly stops. If option NOPESTOP is specified, the assembly continues, using the installation default value for the erroneously specified option.

**Programmer Response:** Correct the parameter error and resubmit the assembly.

**Severity:** 2

**ASMA402W Invalid print line length xxxxxx returned by LISTING exit; exit processing bypassed**

**Explanation:** When invoked with an OPEN request, the LISTING exit specified a print line length that was either outside the range 121 to 255 (MVS and CMS), 121 to 133 (VSE), or was not permitted for the device to which the listing file is assigned.

**System Action:** The assembler bypasses the exit when processing listing records, and writes the assembly listing to the standard listing file. The print line length is determined by the assembler.

**Programmer Response:** Correct the error in the LISTING exit.

**Severity:** 4

**ASMA403W WORK file blocksize has been set to xxxxxx**

**Explanation:** The blocksize specified in the job control language for the work file is not permitted. The valid range is 2008 bytes to 32760 bytes, or the maximum track capacity for the device on which the work file resides, whichever is lesser.

**System Action:** The blocksize for the work file has been set to the specified value.

**Programmer Response:** Supply a valid blocksize for the work file.

**Severity:** 4

**ASMA404W Invalid term line length xxxxxx returned by TERM exit; exit processing bypassed**

**Explanation:** When invoked with an OPEN request, the TERM exit specified a line length that was either zero or greater than 255 (MVS and CMS), 125 (VSE), or was not permitted for the device to which the terminal file is assigned.

**System Action:** The assembler bypasses the exit when processing terminal records, and writes the terminal records to the standard terminal file. The line length is determined by the assembler.

**Programmer Response:** Correct the error in the TERM exit.

**Severity:** 4

**ASMA409I Unable to load ASMAININFO**

**Explanation:** The assembler attempted to load the INFO option module ASMAININFO, but the load failed.

**System Action:** The assembly continues without listing the INFO requested.

**Programmer Response:** Check that ASMAININFO is in a library accessible by the assembler.

**Severity:** 0

**ASMA410W WORK file not defined to the assembler**

**Explanation:** JCL statements for the assembler work file has not been provided in the job control language for the assembly job step.

- If you are running the assembler on MVS, the DD statement for the work file is missing, or the TSO ALLOCATE command has not been issued
- If you are running the assembler on CMS, the FILEDEF command for the work file has not been issued
- If you are running the assembler on VSE, the DLBL statement for the assembler work file, IJSYS03, is missing from the assembly JCL

**System Action:** The assembler attempts to complete the assembly in virtual storage, without using the work file. However, if there is not enough virtual storage for the assembly to complete, another message is issued and the assembly ends abnormally.

**Programmer Response:** On MVS, supply valid JCL for the work file. Check whether your installation has changed the default ddname for the work file, and ensure that you are using the correct ddname.

On CMS, supply the FILEDEF command for the work file.

On VSE, supply a DLBL statement for the work file. For details of defining the work file you can refer to the table 'Assembler file characteristics'. The table can be found in the manual *High Level Assembler for MVS & VM & VSE Programmer's Guide*, chapter 'Assembling Your Program on VSE'.

**Severity:** 4



---

**ASMA411W WORK file is not on DASD**

**Explanation:** The JCL statement for the work file indicates that the work file does not reside on DASD.

**System Action:** The assembler attempts to complete the assembly in storage, without using the work file. However, if there is not enough virtual storage for the assembly to complete, another message is issued and the assembly ends abnormally.

**Programmer Response:** Assign the work file (SYSUT1 on MVS and CMS and IJSYS03 on VSE) to DASD and supply the correct JCL for the work file. On MVS and CMS check whether your installation has changed the default DDname for the work file, and ensure that you are using the correct DDname. For details of defining the work file on VSE you can refer to the table 'Assembler file characteristics'. The table can be found in the manual *High Level Assembler for MVS & VM & VSE Programmer's Guide*, chapter 'Assembling Your Program on VSE'.

**Severity:** 4

---

**ASMA412W Unable to open WORK file**

**Explanation:** The assembler encountered an error when attempting to open the assembler work file.

**System Action:** The assembler attempts to complete the assembly in storage, without using the work file. However, if there is not enough virtual storage for the assembly to complete, another message is issued and the assembly ends abnormally.

**Programmer Response:** Check the JCL for the work file. Ensure that the work file is assigned to DASD and that the DASD volume is not write-protected.

**Severity:** 4

---

**ASMA413C Unable to open INPUT file**

**Explanation:** The assembler encountered an error when attempting to open the assembler input file. This is usually caused by a job control language error.

**System Action:** The assembly stops and no listing is produced.

**Programmer Response:** Check the JCL for the input file.

**Severity:** 16

---

**ASMA414C Unable to open LISTING file**

**Explanation:** The assembler encountered an error when attempting to open the assembler listing file. This is usually caused by a job control language error.

**System Action:** The assembly stops and no listing is produced.

**Programmer Response:** Check the JCL for the listing file.

**Severity:** 16

---

**ASMA415N Unable to open TERM file**

**Explanation:** The assembler encountered an error when attempting to open the assembler terminal output file. This is usually caused by a job control language error.

**System Action:** The assembly continues and no terminal file is produced.

**Programmer Response:** Check the JCL for the terminal output file.

**Severity:** 2

---

**ASMA416C Unable to open DECK file**

**Explanation:** The assembler encountered an error when attempting to open the assembler deck output file. This is usually caused by a job control language error.

**System Action:** The assembly stops and no listing is produced.

**Programmer Response:** Check the JCL for the deck output file.

**Severity:** 16

---

**ASMA417C Unable to open OBJECT file**

**Explanation:** The assembler encountered an error when attempting to open the assembler object output file. This is usually caused by a job control language error.

**System Action:** The assembly stops and no listing is produced.

**Programmer Response:** Check the JCL for the object output file.

**Severity:** 16

---

**ASMA418C Unable to open ADATA file**

**Explanation:** The assembler encountered an error when attempting to open the associated data file. This is usually caused by a job control language error.

**System Action:** The assembly stops and no listing is produced.

**Programmer Response:** Check the JCL for the SYSADATA ddname (MVS and CMS), or the SYSADAT file (VSE).

**Severity:** 16

---

**ASMA419C Unable to open TRACE file**

**Explanation:** The assembler encountered an error when attempting to open the internal trace file. This is usually caused by a job control language error.

**System Action:** The assembly stops and no listing is produced.

**Programmer Response:** Check the JCL for the SYSTRACE ddname (MVS and CMS), or the SYSTRAC file (VSE).

**Severity:** 16

---

**ASMA420N Error in a \*PROCESS statement parameter - xxxxxxxx**

**Explanation:** The parameter xxxxxxxx is not a recognized assembler option, or is incorrectly specified.

**System Action:** If option PESTOP is specified, the assembly stops. If option NOPESTOP is specified, the assembly continues, using the installation default value or the invocation parameter value for the erroneously specified option.

**Programmer Response:** Correct the parameter error and resubmit the assembly.

**Severity:** 2

---

**ASMA421N Fixed option cannot be overridden by \*PROCESS statement parameter - xxxxxxxx**

**Explanation:** The parameter xxxxxxxx cannot be specified as a \*PROCESS statement parameter because the option it is attempting to override was fixed when High Level Assembler for VSE was installed.

**System Action:** If option PESTOP is specified, the assembly stops. If option NOPESTOP is specified, the assembly continues, using the installation default value for the erroneously specified option.

**Programmer Response:** Remove the option from the \*PROCESS statement and resubmit the assembly.

**Severity:** 2

**ASMA422N Option xxxxxxxx is not valid in a \*PROCESS statement**

**Explanation:** The following options cannot be specified on a \*PROCESS statement:

ADATA NOADATA	OBJECT NOOBJECT
ASA NOASA	OPTABLE
DECK NODECK	SIZE
EXIT NOEXIT	SYSPARM
GOFF NOGOFF	TERM NOTERM
LANGUAGE	TRANSLATE NOTRANSLATE
LINECOUNT	XOBJECT NOXOBJECT
LIST NOLIST	

**System Action:** If option PESTOP is specified, the assembly stops. If option NOPESTOP is specified, the assembly continues, using the installation default value or the invocation parameter value for the erroneously specified option.

**Programmer Response:** Remove the option from the \*PROCESS statement and resubmit the assembly.

**Severity:** 2

**ASMA423N Option yyyyyyyy in a \*PROCESS OVERRIDE statement conflicts with an invocation or default option. Option is not permitted on \*PROCESS statement and has been ignored.**

**Explanation:** The option yyyyyyyy specified on a \*PROCESS OVERRIDE statement conflicts with an invocation or default option. The option is not permit on a \*PROCESS statement and has been ignored.

**System Action:** If option PESTOP is specified, the assembler stops. If option NOPESTOP is specified, the assembly continues using the invocation or default option.

**Programmer Response:** Correct the \*PROCESS OVERRIDE statement and resubmit the assembly.

**Severity:** 2

**ASMA425N Option conflict in invocation parameters. yyyyyyyy overrides an earlier setting.**

**Explanation:** The option yyyyyyyy specified as an invocation parameter in either the ASMAOPT file or the invocation parameters overrides an earlier setting of the option in either the same ASMAOPT file or the invocation parameters.

**System Action:** If option PESTOP is specified, the assembler stops. If option NOPESTOP is specified, the assembly continues using the last specified conflicting option.

**Programmer Response:** Correct the ASMAOPT file or the invocation parameter and resubmit the assembly.

**Severity:** 2

**ASMA426N Option conflict in \*PROCESS statements. yyyyyyyy overrides an earlier setting.**

**Explanation:** The option yyyyyyyy specified on an \*PROCESS statement overrides an earlier setting of the option on the same statement or a previous \*PROCESS statement.

**System Action:** If option PESTOP is specified, the assembly stops. If option NOPESTOP is specified, the assembly continues using the last conflicting option encountered.

**Programmer Response:** Correct the \*PROCESS statement error and resubmit the assembly.

**Severity:** 2

**ASMA427N Invocation parameter option xxxxxxxx ignored. This option is not valid under VSE.**

**Explanation:** The option xxxxxxxx specified on an invocation parameter is not valid for the VSE operating system.

**System Action:** If option PESTOP is specified, the assembly stops. If option NOPESTOP is specified, the assembly continues and the option is ignored.

**Programmer Response:** Remove the option from the invocation parameter and resubmit the assembly.

**Severity:** 2

**ASMA428N \*PROCESS statement option xxxxxxxx ignored. This option is not valid under VSE.**

**Explanation:** The option xxxxxxxx specified on an \*PROCESS statement is not valid for the VSE operating system.

**System Action:** If option PESTOP is specified, the assembly stops. If option NOPESTOP is specified, the assembly continues and the option is ignored.

**Programmer Response:** Remove the option from the \*PROCESS statement and resubmit the assembly.

**Severity:** 2

**ASMA429W SYSPRINT LRECL should be at least 133 when GOFF/XOBJECT option is specified**

**Explanation:** The GOFF or XOBJECT assembler option has been specified, however the logical record length of the listing file, SYSPRINT, is less than 133.

**System Action:** If option PESTOP is specified, the assembly stops. If option NOPESTOP is specified, the assembly continues, however the lines in the *source and object* section are truncated.

**Programmer Response:** Specify a record length of at least 133 for SYSPRINT.

**Severity:** 4

**ASMA430W Continuation statement does not start in continue column.**

**Explanation:** The operand on the continued record ends with a comma and a continuation statement is present but the continue column is blank. The continue column is column 16, unless you redefined it with an ICTL instruction.

**System Action:** Any remaining continuation lines belonging to this statement are ignored.

**Programmer Response:** Check that the continuation was coded as intended.

**Severity:** 4

**ASMA431W Continuation statement may be in error - continuation indicator column is blank.**

**Explanation:** A list of one or more operands ends with a comma, but the continuation indicator column is blank. The continuation indicator column is column 72, unless you redefined it with an ICTL instruction.

**System Action:** The next statement assembles as a standard assembler source statement.

**Programmer Response:** Check that the continuation was coded as intended.

**Severity:** 4

---

**ASMA432W Continuation statement may be in error - comma omitted from continued statement.**

**Explanation:** The continuation record starts in the continue column (usually column 16) but there is no comma present following the operands on the previous record.

**System Action:** Any remaining continuation lines belonging to this statement are ignored.

**Programmer Response:** Check that the continuation was coded as intended.

**Severity:** 4

---

**ASMA433W Statement not continued - continuation statement may be in error**

**Explanation:** The continued record is full but the continuation record does not start in the continue column (usually column 16).

**System Action:** Any remaining continuation lines belonging to this statement are ignored.

**Programmer Response:** Check that the continuation was coded as intended.

**Severity:** 4

---

**ASMA434N GOFF/XOBJECT option specified, option LIST(133) will be used**

**Explanation:** You specified the GOFF or XOBJECT option, and the LIST suboption is 121.

**System Action:** The assembler sets the LIST suboption to 133. If option PESTOP is specified, the assembly stops. If option NOPESTOP is specified, the assembly continues.

**Programmer Response:** To prevent this warning message, run the assembly again specifying XOBJECT and LIST(133).

**Severity:** 2

---

**ASMA435I Record *n* in *xxxxxxx* on volume: *vvvvvv***

**Explanation:** The data set *xxxxxxx* which is located on volume serial *vvvvvv*, contains an error on record number *n*. The volume serial might not be available.

For an AINSERT instruction:

*n* The number of the statement within the AINSERT internal buffer. This number may not reflect the statement's relative statement number within the buffer at the point of retrieval, but does reflect the relative retrieval number. This is because it is possible to insert records into the buffer after statements have been retrieved from the buffer.

*xxxxxxx*

The constant AINSERT BUFFER to indicate that the statement resulted from an AINSERT instruction.

*vvvvvv*

will be null.

**System Action:** See the System Action section of the error message(s) which immediately precede this message.

**Programmer Response:** Refer to the Programmer Response section of the error messages which immediately precede this message.

**Severity:** 0

---

---

**ASMA436N Attempt to override invocation parameter in a \*PROCESS statement. Option *yyyyyyyy* ignored.**

**Explanation:** The option *yyyyyyyy* specified on a \*PROCESS statement conflicts with an option specified either in the ASMAOPT file or in an invocation parameter.

**System Action:** If option PESTOP is specified, the assembler stops. If option NOPESTOP is specified, the assembly continues using the option specified on the ASMAOPT file or the invocation parameters.

**Programmer Response:** Correct the \*PROCESS statement and resubmit the assembly.

**Severity:** 2

---

**ASMA437N Attempt to override invocation parameter in a \*PROCESS statement. Suboption *yyyyyyyy* of *xxxxxxx* option ignored.**

**Explanation:** The suboption *yyyyyyyy* of option *xxxxxxx* specified on a \*PROCESS statement conflicts with a suboption specified in either the ASMAOPT file or in the invocation parameters.

**System Action:** If option PESTOP is specified, the assembler stops. If option NOPESTOP is specified, the assembly continues using the suboption specified on the \*PROCESS OVERRIDE statement.

**Programmer Response:** Correct the \*PROCESS statement and resubmit the assembly.

**Severity:** 2

---

**ASMA438N Attempt to override ASMAOPT parameter. Option *yyyyyyyy* ignored**

**Explanation:** The option *yyyyyyyy* specified as an invocation parameter overrides the option specified in the ASMAOPT file (CMS or MVS) or Librarian member (VSE).

**System Action:** If option PESTOP is specified, the assembly stops. If option NOPESTOP is specified, the assembly continues using the option specified in the ASMAOPT file (MVS and CMS) or library member (VSE).

**Programmer Response:** Remove the option from the invocation parameters and resubmit the assembly.

**Severity:** 2

---

**ASMA439N Attempt to override ASMAOPT parameter. Suboption *yyyyyyyy* of option *xxxxxxx* ignored**

**Explanation:** The suboption *xxxxxxx* of options *yyyyyyyy* specified as an invocation parameter overrides the suboption specified in the ASMAOPT file (MVS and CMS) or library member (VSE).

**System Action:** If option PESTOP is specified, the assembly stops. If option NOPESTOP is specified, the assembly continues using the suboption specified in the ASMAOPT file (MVS and CMS) or library member (VSE).

**Programmer Response:** Remove the suboption from the invocation parameters and resubmit the assembly.

**Severity:** 2

---

**ASMA440N Attempt to override OVERRIDE parameter in \*PROCESS statement. Option *yyyyyyyy* ignored.**

**Explanation:** The option *yyyyyyyy* specified on a \*PROCESS statement conflicts with an option specified on a previous \*PROCESS OVERRIDE statement.

**System Action:** If option PESTOP is specified, the assembler

## ASMA441N • ASMA713S

stops. If option NOPESTOP is specified, the assembly continues using the option specified on the \*PROCESS OVERRIDE statement.

**Programmer Response:** Correct the \*PROCESS statement and resubmit the assembly.

**Severity:** 2

---

**ASMA441N**    **Attempt to override OVERRIDE parameter in a \*PROCESS statement. Suboption *yyyyyyyy* ignored. *yyyyyyyy* of *xxxxxxx* ignored.**

**Explanation:** The suboption *yyyyyyyy* of option *xxxxxxx* specified on a \*PROCESS statement conflicts with a suboption specified on a previous \*PR OVERRIDE statement.

**System Action:** If option PESTOP is specified, the assembler stops. If option NOPESTOP is specified, the assembly continues using the suboption specified on the \*PROCESS OVERRIDE statement.

**Programmer Response:** Correct the \*PROCESS statement and resubmit the assembly.

**Severity:** 2

---

**ASMA442N**    **ASMAOPT internal buffer full - some options ignored.**

**Explanation:** The length of the options list provided by the ASMAOPT file, including the delimiting commas inserted by the assembler, exceeds 32766 bytes.

**System Action:** The record which caused the message to be generated, together with those records following, will be ignored.

**Programmer Response:** Reduce the length of the options list provided by the ASMAOPT file.

**Severity:** 2

---

**ASMA700I**    *exit-type: exit supplied text*

**Explanation:** The user supplied exit for *exit-type* exit has requested the assembler to issue this message with the *exit supplied text*.

**System Action:** None

**Programmer Response:** Check the user exit documentation for the cause of this message and for the correct response.

**Severity:** 0

---

**ASMA701W**    *exit-type: exit supplied text*

**Explanation:** The user supplied exit for *exit-type* exit has requested the assembler to issue this message with the *exit supplied text*.

**System Action:** None

**Programmer Response:** Check the user exit documentation for the cause of this message and for the correct response.

**Severity:** 4

---

**ASMA702E**    *exit-type: exit supplied text*

**Explanation:** The user supplied exit for *exit-type* exit has requested the assembler to issue this message with the *exit supplied text*.

**System Action:** None

**Programmer Response:** Check the user exit documentation for the cause of this message and for the correct response.

**Severity:** 8

---

**ASMA703S**    *exit-type: exit supplied text*

**Explanation:** The user supplied exit for *exit-type* exit has requested the assembler to issue this message with the *exit supplied text*.

**System Action:** None

**Programmer Response:** Check the user exit documentation for the cause of this message and for the correct response.

**Severity:** 12

---

**ASMA704C**    *exit-type: exit supplied text*

**Explanation:** The user supplied exit for *exit-type* exit has requested the assembler to issue this message with the *exit supplied text*.

**System Action:** None

**Programmer Response:** Check the installation documentation for the cause of this message and for the correct response.

**Severity:** 16

---

**ASMA710I**    *function-name: function-supplied text*

**Explanation:** The user supplied function *function-name* has requested the assembler to issue this message with the *function-supplied text*.

**System Action:** None

**Programmer Response:** Check the external function documentation for the cause of this message and for the correct response.

**Severity:** 0

---

**ASMA711W**    *function-name: function-supplied text*

**Explanation:** The user supplied function *function-name* has requested the assembler to issue this message with the *function-supplied text*.

**System Action:** None

**Programmer Response:** Check the external function documentation for the cause of this message and for the correct response.

**Severity:** 4

---

**ASMA712E**    *function-name : function-supplied text*

**Explanation:** The user supplied function *function-name* has requested the assembler to issue this message with the *function-supplied text*.

**System Action:** None

**Programmer Response:** Check the external function documentation for the cause of this message and for the correct response.

**Severity:** 8

---

**ASMA713S**    *function-name : function-supplied text*

**Explanation:** The user supplied function *function-name* has requested the assembler to issue this message with the *function-supplied text*.

**System Action:** None

**Programmer Response:** Check the external function documentation for the cause of this message and for the correct response.

**Severity:** 12



---

**ASMA714C** *function-name ; function-supplied text*  
**Explanation:** The user supplied function *function-name* has requested the assembler to issue this message with the *function-supplied text*.  
**System Action:** None

**Programmer Response:** Check the external function documentation for the cause of this message and for the correct response.  
**Severity:** 16

---

## Abnormal Assembly Termination Messages

Whenever an assembly cannot complete, High Level Assembler for VSE provides a message and, in some cases, a specially formatted dump for diagnostic information. This might indicate an assembler malfunction or it might indicate a programmer error. The statement causing the error is identified and, if possible, the assembly listing up to the point of the error is printed. The messages in this book give enough information to enable you to correct the error and reassemble your program, or to determine that the error is an assembler malfunction.

---

**ASMA930U** **LOAD OF ASMA93 PHASE FAILED;  
INSUFFICIENT GETVIS STORAGE OR  
PHASE NOT FOUND**  
**Explanation:** The assembler attempted to load the phase ASMA93, but the load failed either because there was insufficient GETVIS storage available to complete the load, or the phase could not be found.

**Note:** This message is only produced in uppercase English.  
**System Action:** The assembly stops and no listing is produced.  
**Programmer Response:** Check the LIBDEF chain to ensure that the sublibrary containing High Level Assembler for VSE is correctly concatenated. If it is, you should consider increasing the partition size.  
**Severity:** 20

---

**ASMA931U** **Unable to load specified operation code table  
- xxxxxxxx**  
**Explanation:** The assembler attempted to load the named operation code table, but the load failed.  
**System Action:** The assembly stops and no listing is produced.  
**Programmer Response:** Check that the specified operation code table is in a library accessible by the assembler.  
**Severity:** 20

---

**ASMA932U** **Unable to load specified EXIT module -  
xxxxxxx**  
**Explanation:** The assembler attempted to load the named exit module, but the load failed.  
**System Action:** The assembly stops and no listing is produced.  
**Programmer Response:** Check that the specified exit module is in a library accessible by the assembler.  
**Severity:** 20

---

**ASMA933U** **UNABLE TO LOAD SPECIFIED MESSAGES  
MODULE - xxxxxxxx**  
**Explanation:** The assembler attempted to load the named messages module, but the load failed. The name of the messages module is determined from the value specified in the LANGUAGE option.

**Note:** This message is only produced in uppercase English.  
**System Action:** The assembly stops and no listing is produced.

---

**Programmer Response:** Check that you have correctly specified the correct messages module using the LANGUAGE option, and that the specified messages module is in a library accessible by the assembler.  
**Severity:** 20

---

**ASMA934U** **UNABLE TO LOAD DEFAULT OPTIONS  
MODULE - xxxxxxxx**  
**Explanation:** The assembler attempted to load the named default options module, but the load failed.

**Note:** This message is only produced in uppercase English.  
**System Action:** The assembly stops and no listing is produced.  
**Programmer Response:** Check that the default options module is in a library accessible by the assembler.  
**Severity:** 20

---

**ASMA935U** **One or more required files not available**  
**Explanation:** The assembler encountered an error when attempting to open a required file.  
**System Action:** Before this message is issued, one or more associated messages are issued that describe which file or files could not be opened. After this message is issued, the assembly stops.  
**Programmer Response:** Check the associated message or messages.  
**Severity:** 20

---

**ASMA936U** **Assembly terminated due to errors in  
invocation parameters**  
**Explanation:** The assembler detected an error in one or more of the parameters specified when the assembler was invoked, and the installation default value for the PESTOP assembler option is YES.  
**System Action:** Before this message is issued, one or more associated messages are issued that describe which parameter or parameters were in error. After this message is issued, the assembly stops.  
**Programmer Response:** Check the associated message or messages. Invoke the assembler with correct invocation parameters. Do not attempt to override the fixed installation defaults.  
**Severity:** 20

---

**ASMA937U** Unable to load specified translation table - xxxxxxxx

**Explanation:** The assembler attempted to load the translation table called xxxxxxxx, but the load failed. The name of the translation table is determined from the value specified in the TRANSLATE option.

**System Action:** The assembly stops and no listing is produced.

**Programmer Response:** Check you have correctly specified the translation table module using the TRANSLATE option, and the module is in a library accessible by the assembler.

**Severity:** 20

---

**ASMA938U** Module xxxxxxxx is not a valid translation table

**Explanation:** The translation table specified in the TRANSLATE option is not valid.

**System Action:** The assembly stops.

**Programmer Response:** Ensure the translation table is generated according to the instructions described in the manual *High Level Assembler for MVS & VM & VSE Programmer's Guide*, appendix 'How to Generate a Translation Table'.

**Severity:** 20

---

**ASMA939U** Unable to load external function module - xxxxxxxx

**Explanation:** The assembler attempted to load the external function module xxxxxxxx, but the load failed.

**System Action:** The assembly stops and no listing is produced.

**Programmer Response:** Check that the specified module is in a library accessible by the assembler, and that the external function name has been spelled correctly in the SETAF or SETCF statement.

**Severity:** 20

---

**ASMA940U** *exit-type* exit has requested termination during operation processing; exit error text: < none | error text >

**Explanation:** The user supplied exit for *exit-type* failed when processing an *operation* request. The exit might have provided *error text* to assist in determination of the failure.

**System Action:** The assembly stops.

**Programmer Response:** Check the specified exit program for the cause of failure.

**Severity:** 20

---

**ASMA941U** *external function name* has requested termination during processing.

**Explanation:** The user supplied external function *external function name* failed during processing.

**System Action:** The assembly stops.

**Programmer Response:** Check the specified external function program for the cause of failure.

**Severity:** 20

---

**ASMA942U** xxxxxxxx IS NOT IN RELEASE 4 FORMAT

**Explanation:** The default options module ASMADOPT, or an operation code table module, is not in the required format for Release 4.

**Note:** This message may be produced in uppercase English, even if you have specified a different language.

**System Action:** The assembly terminates.

**Programmer Response:** Ensure that you have the correct version of the ASMADOPT or ASMAOxxx module available. You might need to reassemble your default options module with the ASMAOPT macro provided with High Level Assembler for VSE Release 4.

**Severity:** 20

---

**ASMA943U** Unable to find listing header *mmm*

**Explanation:** The assembler tried to produce a heading line in the assembler listing but could not find the heading. This can be caused if the assembler load module has been corrupted.

**System Action:** The assembly is aborted.

**Programmer Response:** Reassemble the program; it might assemble correctly. If it does not reassemble without error, save the output from the assembly, and the input source(s), and contact IBM for support.

**Severity:** 20

---

**ASMA944U** LOAD OF ASMA93 MODULE FAILED; INSUFFICIENT MAIN STORAGE OR MODULE NOT FOUND

**Explanation:** The assembler attempted to load the module ASMA93, but the load failed either because there was insufficient main storage available to complete the load, or the module could not be found.

**Note:** This message is only produced in uppercase English.

**System Action:** The assembly stops and no listing is produced.

**Programmer Response:** On MVS, ensure that the correct High Level Assembler for VSE load library is available in the standard load module search order. If it is, consider increasing the region size.

On CMS, ensure that the correct mini disk containing the High Level Assembler for VSE modules is being accessed. If it is, consider increasing your virtual machine storage size.

**Severity:** 20

---

**ASMA945U** Unable to load code page xxxxxxxx

**Explanation:** The assembler attempted to load the Code Page module called xxxxxxxx, but the load failed. The name of the module is determined from the value specified in the CODEPAGE option.

**System Action:** The assembly stops.

**Programmer Response:** Check that you have correctly specified the Code Page module using the CODEPAGE option, and that the module is in a library accessible by the assembler.

**Severity:** 20

---

**ASMA946U** Module ASMAxxxx is not a valid code page module.

**Explanation:** The code page module specified in the CODEPAGE option is not valid.

**System Action:** The assembly stops.

**Programmer Response:** Ensure the code page module is generated according to the instructions described in *High Level Assembler for MVS & VM & VSE Programmer's Guide*, appendix 'How to Generate a Unicode Translation Table'.

**Severity:** 20

ASMA950U	End of statement flag was expected in Macro Edited Text, but was not found - MACRO EDITOR is suspect
ASMA951U	The MACRO GENERATOR has encountered untranslatable Macro Edited Text
ASMA952U	Bad SET symbol name field or LCL/GBL operand - check the Macro Edited Text
ASMA953U	Bad subscript on SET symbol - check the Macro Edited Text
ASMA954U	Character expression followed by bad subscripts - check the Macro Edited Text
ASMA955U	A right parenthesis with no matching left parenthesis was found in an expression - check the Macro Edited Text or the expression analysis work area
ASMA956U	Multiple subscripts or bad SET symbol terminator - check the Macro Edited Text
ASMA957U	Bad terminator on created SET symbol - check the Macro Edited Text
ASMA958U	Bad terminator on parameter - check the Macro Edited Text
ASMA959U	Unexpected end of data on WORK file - internal storage management suspect
ASMA960U	A bad internal file number has been passed to the xxxxxxxx internal storage management routine
ASMA961U	An invalid storage request has been made, or the free storage chain pointers have been destroyed
ASMA962U	A zero block address or bad block number has been passed to an internal storage management routine
ASMA963U	Invalid pointer at entry to utility routine
ASMA964U	Macro Edited Text Flag is not ICTL <b>Explanation:</b> The assembly stops because of one of the errors described in ASMA950U through ASMA964U. This usually is caused by an error in the assembler itself. Under certain conditions, however, the assembly can be rerun successfully. <b>System Action:</b> The assembly stops and a formatted abnormal termination dump is produced. Depending on where the error occurred, the assembly listing up to the failing statement might also be produced. The dump usually indicates which statement was being processed at the time of

abnormal termination. It also might include contents of the assembler registers and work areas and other status information for use by an IBM support representative.  
**Programmer Response:** Check the statement that was being processed at the time of abnormal termination. Correct any errors in it or, if the statement is long or complex, rewrite it. Reassemble the program; it might assemble correctly. However, even if the program assembles correctly, there might be a problem with the assembler. Save the abnormal termination dump, the assembly listing (if one was produced), and the source program, and contact IBM for support.  
**Severity:** 20

ASMA966U    **Insufficient partition GETVIS storage to load xxxxxxxx; increase the partition GETVIS size**  
**Explanation:** The assembler attempted to load the named phase, but there was not enough GETVIS storage available for the phase.  
**System Action:** The assembly stops and no listing is produced.  
**Programmer Response:** Increase the amount of GETVIS storage allocated to the partition.  
**Severity:** 20

ASMA967U    **Insufficient partition GETVIS storage for assembly initialization; increase the partition GETVIS size**  
**Explanation:** The assembler attempted to acquire an initial block of storage, but there is not enough GETVIS storage available.  
**System Action:** The assembly stops and no listing is produced.  
**Programmer Response:** Increase the amount of GETVIS storage allocated to the partition.  
**Severity:** 20

ASMA970U    **Statement complexity exceeded, break the statement into segments, and rerun the assembly**  
**Explanation:** The statement is too complex to be evaluated by the macro generator phase of the assembler. It overflowed the evaluation work area of the assembler. Normally, there is no assembler malfunction; the statement can be corrected and the program reassembled successfully.  
**System Action:** A special abnormal termination dump (High Level Assembler for VSE interrupt and diagnostic dump) follows the message. The statement causing termination is SETA, SETB, SETC, AGO, or AIF. The dump does not indicate which statement caused termination; however, it might show the last statement generated in the macro. The dump might also include contents of the assembler registers and work areas and other status information for use by IBM or your assembler maintenance programmers in determining the cause of the termination. However, it is not needed unless the error persists. This information could be helpful in diagnosing and fixing an assembler error.  
**Programmer Response:** Check the statement that caused termination. Rewrite the statement or split it into two or more statements. Reassemble the program; it should assemble correctly. However, if the error persists, there might be an assembler malfunction. Save the abnormal termination dump, the assembly listing (if one was produced), and the input source(s), and contact IBM for support.  
**Severity:** 20

---

**ASMA971U**    **Insufficient storage available for Macro Editor work area**

---

**ASMA972U**    **Virtual storage exhausted; increase the SIZE option**

**Explanation:** The size of the dynamic storage area allocated for assembler buffer areas, tables, and work areas, as specified in the SIZE option, is not enough for the assembly to complete.

**System Action:** A special abnormal termination dump (High Level Assembler for VSE interrupt and diagnostic dump) follows the message. The dump usually indicates the statement being processed when the assembler determined there was not enough dynamic storage available to continue. Depending on where the error occurred, the assembly listing up to the statement being processed might also be produced. The other information in the dump, such as register and work area contents, is not needed.

**Programmer Response:** Increase the value specified in the SIZE option, or split the assembly into two or more assemblies. Check for conditional assembly language loops in open code that could cause the symbol table to overflow.

**Severity:** 20

---

**ASMA973U**    **WORK file maximum block count exceeded**

**Explanation:** The maximum block count of 65,535 has been exceeded for SYSUT1 (MVS and CMS) or IJSYS03 (VSE).

**System Action:** The assembly stops and no listing is produced.

**Programmer Response:** Increase the work file block size, or split the assembly into two or more smaller assemblies.

**Severity:** 20

---

**ASMA974U**    **Insufficient storage available to satisfy the SIZE option**

**Explanation:** The assembler attempted to acquire the amount of storage specified in the SIZE option, but there was not enough available storage in the region (MVS), virtual machine (CMS), or partition GETVIS (VSE).

**System Action:** The assembly stops and no listing is produced.

**Programmer Response:** Increase the region size (MVS), the virtual machine size (CMS), or the partition GETVIS (VSE) size, or reduce the size requested in the SIZE option.

**Severity:** 20

---

**ASMA975U**    **SIZE option specifies insufficient storage for assembly**

**Explanation:** The SIZE option was specified as MAX-*mm*K or MAX-*mm*M, but the amount of storage available to the assembler using this formula is not enough for the assembly to continue. The assembler requires a minimum of either 200K bytes or 10 times the work file blocksize, plus 20K, of working storage in the region (MVS), virtual machine (CMS), or partition GETVIS (VSE) to proceed.

**System Action:** The assembly stops and no listing is produced.

**Programmer Response:** Increase the region size (MVS), virtual machine size (CMS), or the partition GETVIS (VSE) size, or reduce the amount of storage to be reserved in the MAX-*mm*K or MAX-*mm*M form of the SIZE option.

**Severity:** 20

---

**ASMA976U**    **Statement too complex for expression analysis**

**Explanation:** The statement is too complex to be analyzed by the expression analysis routine of the assembler. It overflowed the analysis work area. The size of the analysis work area is the same as the work file block size. Normally, there is no problem with the assembler. The statement can be rewritten to simplify it, and the program reassembled successfully.

**System Action:** The assembly stops and a formatted abnormal termination dump is produced. The dump indicates which statement was being processed at the time of abnormal termination. It also includes the contents of the assembler registers and work areas and other status information that might be required by an IBM support representative if the problem persists.

**Programmer Response:** Check the statement that was being processed at the time of abnormal termination. Rewrite the statement or split it into two or more statements. Alternatively, increase the work file block size. Reassemble the program; it should assemble correctly. However, if the problem persists, there might be a problem with the assembler. Save the abnormal termination dump, the assembly listing (if one was produced), and the input source(s), and contact IBM for support.

**Severity:** 20

---

**ASMA990U**    **Location Counter does not match symbol table value**

**Explanation:** A difference has been detected between the symbol table and the location counter. The assembly stops and a special abnormal termination dump (High Level Assembler for VSE interrupt and diagnostic dump) is taken. The listing is not completed.

**System Action:** The High Level Assembler for VSE interrupt and diagnostic dump shows the statement that was being printed when the difference between the location counter and the symbol table was detected.

**Programmer Response:** Reassemble the program using NOALIGN. If alignment is needed, use CNOP or DS to force alignment.

**Severity:** 20

---

**ASMA998U**    **The assembler could not resume reading a LIBRARY member because it could not FIND the member again**

**Explanation:** The assembly stops, because the assembler cannot find a COPY member that it has already read. This usually is caused by an error in the assembler itself or by an Operating System I/O error. Under certain conditions, however, the assembly can be rerun successfully.

**System Action:** A special abnormal termination dump (High Level Assembler for VSE interrupt and diagnostic dump) follows the message. The dump usually indicates which statement caused termination. It also might include contents of the assembler registers and work areas and other status information for use by IBM or your assembler maintenance programmers in determining the cause of the termination.

**Programmer Response:** Reassemble the program; it might assemble correctly. If it does not reassemble without error, save the abnormal termination dump, the assembly listing (if one was produced), and the input source(s), and contact IBM for support.

**Severity:** 20

---



---

**ASMA999U Assembly terminated - SYNAD Exit taken -  
Permanent I/O error on xxxxxx data set**

**Explanation:** The assembly was stopped because of a permanent I/O error on the data set indicated in the message. This is usually caused by a machine or an operating system error. The assembly usually can be rerun successfully. This message also appears on the console output device.

**System Action:** A special abnormal termination dump (High Level Assembler for VSE interrupt and diagnostic dump) follows the message. Depending on where the error occurred, the assembly listing up to the bad statement might also be produced. The dump usually indicates which statement caused termination. It also might include contents of the assembler registers and work areas and other status information for use by IBM or your assembler maintenance programmers in determining the cause of the termination.

**Programmer Response:** If the I/O error is on SYSIN or SYSLIB, you might have concatenated the input or library data sets incorrectly. Make sure that all input or library data sets have the same device class (all DASD or all tape). Please also check that file attributes such as DSORG, RECFM, LRECL, and BLKSIZE have been correctly specified.

If the I/O error is on SYSUT1, check that SYSUT1 is allocated to a single volume—the assembler does not support a multivolume work file.

Reassemble the program; it might assemble correctly. If it does not reassemble without error, save the abnormal termination dump, the assembly listing (if one was produced), and the input source(s), and contact IBM for support. Also, if the program assembles correctly, submit a copy of the listing and input source(s) of the correct assembly.

**Severity:** 20



---

## BLN-Prefix Information Analysis Messages

The BLN messages can contain the following return and reason codes:

**Return Code: Explanation:**

0	The operation was successful.
4	A problem occurred, but the operation completed.
8	The operation completed, but major functions were omitted.
12	The operation was not completed.
16	A severe error occurred, and the input data stream was discarded.

**Reason Code: Explanation:**

900 - 999	Symptom record access.
1000 - 1999	Function selection and batch control statements.
2000 - 2999	Dump management
3000 - 3999	Dump loading
4000 - 4999	Dump removal
5000 - 5999	Viewing the dump.
7000 - 7499	Analysis summary
7500 - 7999	Analysis routines
9000 - 9999	General functions

Some message descriptions contain more detailed information about the return and reason codes contained in the message.

---

## BLNxxxx=Information Analysis Messages

---

**BLN0920I SYMPTOM RECORD ACCESS CONTROL BLOCK ERROR**

**Explanation:** Info/Analysis encountered an error while processing a symptom record access request.

**System Action:** In line mode, the function is terminated.

Info/Analysis returns to the selection level and issues message BLN1005D to request the next control statement. In reader mode, Info/Analysis reads and flushes subsequent control statements to empty the reader and cancels the job. Message BLN1004I is issued for each flushed statement.

**Operator Response:** Contact your system programmer and provide the output from this session. In line mode, you may attempt to continue your session. If the message reoccurs, end your session.

**Programmer Response:** The action to take depends on the program that was interfacing with symptom record access when the error occurred. If an analysis routine was executing, locate the call to symptom record access and correct the interface error. If an analysis routine was not executing, contact IBM for programming support.

---

**BLN0921I INSUFFICIENT STORAGE FOR SYMPTOM RECORD**

**Explanation:** The Info/Analysis storage space is too small for the symptom record of the dump.

**System Action:** In line mode, the function is terminated.

Info/Analysis returns to the selection level and issues message BLN1005D to request the next control statement. In reader mode, Info/Analysis reads and flushes subsequent control statements to empty the reader and cancels the job. Message BLN1004I is issued for each flushed statement.

**Operator Response:** Contact your system programmer to increase the storage space allocated for Info/Analysis. In line mode, you may attempt to continue your session. If the message reoccurs, end your session.

**Programmer Response:** Increase the storage allocated for Info/Analysis.

---

**BLN0923I FORMAT ERROR IN SYMPTOM RECORD**

**Explanation:** While accessing the dump symptom record, Info/Analysis detected a format error in section 6. The specific type of error and the location of the error are identified in subsequent messages.

**System Action:** Processing continues. However, the data that

contained the format error is omitted from any control block displays or printed output that may be requested during Dump Viewing.

**Operator Response:** Contact your system programmer and provide output from this session.

**Programmer Response:** Identify the component that generated the section-6 records in the dump, and notify the owner. If you cannot determine the component or if you determine that an IBM component generated the section-6 records, contact IBM for programming support.

#### BLN0926I ERROR IN PARAMETER LIST FOR SYMPTOM RECORD ACCESS

**Explanation:** While accessing the dump symptom record the parameter list passed to the access routine contained an error.

**System Action:** The request for symptom data is not completed. Info/Analysis remains at the function level and waits for the next entry.

**Operator Response:** Contact your system programmer and provide the output from this session.

**Programmer Response:** Identify the component that generated the data and contact the owner; for example, IBM program support or the owner of the analysis routine.

#### BLN0927I INVALID DUMP NAME PASSED TO SYMPTOM RECORD ACCESS

**Explanation:** While accessing the dump symptom record the dump name field in the parameter list to the access routine contained an error. The request for symptom data was not completed.

**System Action:** The request for symptom data is not completed. Info/Analysis remains at the function level and waits for the next entry.

**Operator Response:** Contact your system programmer and provide the output from this session.

**Programmer Response:** Identify the component that generated the data and contact the owner; for example, IBM program support or the owner of the analysis routine.

#### BLN0928I ERROR READING SYMPTOM RECORD, REASON CODE = *code*

**Explanation:** While reading the symptom record of the dump from an external storage device, the symptom record access routine experienced an error. The reason code can be found in Message BLN9002I.

**System Action:** In line mode, the function is terminated. Info/Analysis returns to the selection level and issues message BLN1005D to request the next control statement. In reader mode, Info/Analysis reads and flushes all subsequent control statements to empty the reader and cancels the job. Message BLN1004I is issued for each flushed statement.

**Operator Response:** Contact your system programmer and provide output from this session.

**Programmer Response:** Contact IBM for programming support.

#### BLN0929I ERROR AT RECORD *record*, OFFSET *offset*

**Explanation:** While accessing the dump symptom record, symptom record access detected a format error at the specified offset and record number. Refer to the previous messages for the specific type of format error.

**System Action:** Processing continues. However, the data that contained the format error is omitted during control block formatting.

**Operator Response:** Contact your system programmer and provide output from this session. You may attempt to continue your session.

**Programmer Response:** Identify the component that generated the section 6 records in the dump and contact the owner. If you cannot determine the component or if the section 6 records were generated by an IBM component, contact IBM for programming support.

#### BLN0930I INVALID COMBINATION OF EXTENSIONS IN LBD

**Explanation:** While processing a section 6 extension of the dump symptom record, Info/Analysis encountered a locating block descriptor (LBD) with an invalid format.

**System Action:** Processing continues. However, the data that contained the format error is omitted from any control block displays or printed output.

**Operator Response:** Contact your system programmer and provide the output from this session. You may attempt to continue.

**Programmer Response:** Identify the component that generated the section 6 records in the dump and contact either IBM program support or the owner of the analysis routine.

#### BLN0931I INVALID EXTENSION FOR BLNSYMPT LBD

**Explanation:** BLNSYMPT is a reserved name for an LBD in section 6 of the dump symptom record. It is used to identify a revised version of the symptom record. The format of this LBD is restricted but the LBD was found to contain a format which is not compatible with these restrictions.

**System Action:** Processing continues. However, the data that contained the format error is omitted from control block displays or printed output.

**Operator Response:** Contact your system programmer and provide the output from this session. You may attempt to continue.

**Programmer Response:** Identify the component that generated the section 6 records in the dump and contact IBM program support or the owner of the analysis routine.

#### BLN0932I ERROR IN LBD LENGTH FIELD

**Explanation:** An LBD and/or LBD extension in section 6 of the dump symptom record contains an error in its length field.

**System Action:** Processing continues. However, the data that contained the format error is omitted from control block displays or printed output.

**Operator Response:** Contact your system programmer and provide the output from this session. You may attempt to continue.

**Programmer Response:** Identify the component that generated the section 6 records in the dump and contact IBM program support or the owner of the analysis routine.

#### BLN0933I INVALID ADDRESS FIELD IN LBD

**Explanation:** While accessing the dump Symptom record, Info/Analysis detected a control block locator (LBD) with an extension which identifies hexadecimal data. This LBD is only valid with a control block address of zero, but a non-zero address was found.

**System Action:** Processing continues. However, the data that contained the format error is omitted from control block formatting.

**Operator Response:** Contact your system programmer and provide the output from this session. You may attempt to continue.

**Programmer Response:** Identify the component that generated the section 6 records in the dump and contact IBM program support or the owner of the analysis routine.



---

**BLN0934I    INVALID EXTENSION ID FIELD IN LBD**  
**Explanation:** While accessing the dump Symptom record, Info/Analysis detected a control block locator (LBD) with an error. According to the length specified in the LBD an extension was expected, but was not found. Either the extensions ID is in error, or there is a length error in the LBD.  
**System Action:** Processing continues. However, the data that contained the format error is omitted from control block formatting.  
**Operator Response:** Contact your system programmer and provide the output from this session.  
**Programmer Response:** Identify the component that generated the section 6 records in the dump and contact IBM program support or the owner of the analysis routine.

---

**BLN1003I    DUMP NAME EXCEEDS 44 CHARACTER LIMIT**  
**Explanation:** The name entered on the DUMP NAME control statement exceeded the 44-character limit.  
**System Action:** Info/Analysis ignores the invalid control statement. In line mode, Info/Analysis issues message BLN1005D to request another control statement. In reader mode, Info/Analysis reads and flushes subsequent control statements to empty the reader and cancels the job. Message BLN1004I is issued for each flushed statement.  
**Operator Response:** In line mode, correct and reenter the control statement in response to message BLN1005D. In reader mode, correct the dump name and resubmit the job.  
**Programmer Response:** None.

---

**BLN1004I    CONTROL STATEMENT FLUSHED**  
**Explanation:** An error, described in a previous message, has occurred that caused Info/Analysis to terminate the current function or to cancel the session. Info/Analysis issues this message once for each control statement that is flushed.  
**System Action:** Info/Analysis reads and flushes the control statement. Processing continues with the next control statement.  
**Operator Response:** To perform the function, correct and resubmit the job.  
**Programmer Response:** None.

---

**BLN1005D    ENTER CONTROL STATEMENT FOR *func***  
**Explanation:** Info/Analysis is in line mode and is ready to accept a control statement for the *func* function. Possible values for *func* are SELECT LEVEL, DUMP MANAGEMENT, DUMP SYMPTOMS, DUMP VIEWING, DUMP ONLOAD, and DUMP OFFLOAD.  
**System Action:** Info/Analysis waits for a control statement.  
**Operator Response:** Enter a control statement.  
**Programmer Response:** None.

---

**BLN1006I    I/O ERROR ON READER**  
**Explanation:** An unrecoverable I/O error has occurred on the input device. Accompanying system or Info/Analysis messages indicate the error.  
**System Action:** Info/Analysis cancels the session.  
**Operator Response:** Refer to accompanying system or Info/Analysis messages to determine the cause of the error and the corrective action to be taken. Correct the error and resubmit the job. If necessary, contact your system programmer.  
**Programmer Response:** Refer to accompanying system or Info/Analysis messages to determine the cause of the error and the corrective action to be taken.

---

**BLN1007I    FUNCTION NOT SELECTED, ACTIVE DUMP NAME REQUIRED**  
**Explanation:** A function has been selected other than Dump Management but no dump name was entered prior to this selection. The selected function requires a dump name.  
**System Action:** In line mode, Info/Analysis remains at the selection level and issues message BLN1005D to request the next control statement. In reader mode, Info/Analysis flushes subsequent control statements to empty the reader and cancel the job. Message BLN1004I is issued for each flushed statement.  
**Operator Response:** In line mode, respond to message BLN1005D by entering the DUMP NAME control statement and reenter the SELECT statement for the function. In reader mode, resubmit the job and include the DUMP NAME control statement.  
**Programmer Response:** None.

---

**BLN1008I    INFORMATION/ANALYSIS READY**  
**Explanation:** Info/Analysis is initialized and ready to process control statements.  
**System Action:** In line mode, Info/Analysis issues message BLN1005D to request the first control statement. In reader mode, Info/Analysis continues by reading the first control statement in the job stream.  
**Operator Response:** In line mode, respond to message BLN1005D by entering a control statement.  
**Programmer Response:** None.

---

**BLN1013I    IMPROPER OPERATING ENVIRONMENT FOR INFORMATION/ANALYSIS**  
**Explanation:** An attempt has been made to run Info/Analysis in an improper environment.  
**System Action:** Info/Analysis cannot be initialized; the session is canceled.  
**Operator Response:** Contact your system programmer.  
**Programmer Response:** Ensure that the operating environment is appropriate for Info/Analysis.

---

**BLN2006I    DUMP MANAGEMENT FILE FULL**  
**Explanation:** Info/Analysis has tried to add a new dump name to the dump management file but there is not enough space in the file.  
**System Action:** In line mode, the function is terminated. Info/Analysis returns to the selection level and issues message BLN1005D to request the next control statement. In reader mode, Info/Analysis flushes subsequent control statements to empty the reader and cancel the job. Message BLN1004I is issued for each flushed statement.  
**Operator Response:** Use the Dump Management function to delete dump names that are no longer needed from the dump management file. If space is still needed, contact your system programmer.  
**Programmer Response:** Reallocate the dump management file with additional space. Reinitialize the file using the Info/Analysis UTILITY control statement.

---

**BLN2007I    DUMP MANAGEMENT FILE STATUS: MAXREC = *maxrec* IN USE = *userec***  
**Explanation:** This message is a warning that ten or less records are available in the dump management file. Each dump requires one record. The exact number of remaining records is the maximum number of records that the file may contain (*maxrec*) minus the number of records currently occupied (*userec*).  
**System Action:** Processing continues.  
**Operator Response:** Before the dump management file

---

becomes full, use the Dump Management delete function to delete from the file the names of any dumps that are no longer needed. If more space is needed, contact your system programmer.

**Programmer Response:** Reallocate the dump management file with additional space. Reinitialize the file using the UTILITY statement.

**BLN2008I DUMP MANAGEMENT FILE ALLOCATION ERROR**

**Explanation:** A failure occurred while allocating the Dump Management disk file. This message follows message BLX03103I.

**System Action:** Info/Analysis continues processing, but the Dump Management file is not allocated, and any later step needing that file will fail.

**Operator Response:** None.

**Programmer Response:** Be sure that the ASSIGN, DLBL, and EXTENT statements are correct for the Dump Management file (BLNDMF).

**BLN2009I DUMP *dumpid* NOT DELETED**

**Explanation:** A delete request has been made but the dump could not be deleted. Accompanying messages describe the reason for this error.

**System Action:** The dump is not deleted. In line mode, Info/Analysis issues message BLN1005D to request the next control statement. In reader mode, Info/Analysis continues by reading the next control statement in the job stream.

**Operator Response:** Refer to accompanying messages for the reason for this error. If necessary, contact your system programmer. In line mode, respond to message BLN1005D with a control statement to continue or end your session.

**Programmer Response:** Refer to accompanying system or Info/Analysis messages to determine the cause of the error and the corrective action to be taken.

**BLN2013I DUMP MANAGEMENT FILE ERROR, REASON CODE = *code***

**Explanation:** An error occurred while Info/Analysis was reading the dump management file. Accompanying messages provide information about the error. The reason code indicates the type of error as follows:

- 2004 - Error opening file
- 2008 - Unable to get storage to process file
- 2012 - Error closing file
- 2016 - Error writing to file
- 2020 - Error reading file
- 2024 - Invalid data record in file
- 2028 - Invalid control record in file

**System Action:** In line mode, Info/Analysis ends the function, returns to the selection level, and issues message BLN1005D to request the next control statement. In reader mode, Info/Analysis reads all subsequent control statements to empty the reader and cancel the job. Message BLN1004I is issued for each statement read.

**Operator Response:** Contact your system programmer and provide the output from this session. In line mode, you may attempt to continue your session unless the message reoccurs.

**Programmer Response:** Refer to prior system or Info/Analysis error messages to determine the cause of the error and the corrective action to be taken.

The previous Info/Analysis session was probably canceled while the Dump Management file was being updated. To recover from this problem, scratch the Dump Management file

and then recreate it via the Dump Management UTILITY command.

**BLN2014I NEW DUMP MANAGEMENT FILE TOO SMALL**

**Explanation:** The UTILITY control statement has been entered to copy the current dump management file to a new file. The new file is not large enough to contain the current file.

**System Action:** The dump management file is not copied; the current file remains intact. Info/Analysis reads and flushes subsequent control statements to empty and cancel the job. Message BLN1004I is issued for each flushed statement.

**Operator Response:** Reallocate the dump management file with additional space. Reinitialize this file using the UTILITY control statement.

**Programmer Response:** None.

**BLN2017I DUMP MANAGEMENT FILE IS EMPTY**

**Explanation:** A print or delete request has been made but the dump management file is empty; there is no data to delete or print.

**System Action:** Info/Analysis ignores the print or delete control statement. In line mode, Info/Analysis issues message BLN1005D to request the next control statement. In reader mode, Info/Analysis continues by reading the next control statement in the job stream.

**Operator Response:** In line mode, respond to message BLN1005D by entering a control statement.

**Programmer Response:** None.

**BLN2019I CURRENT DATE/TIME USED**

**Explanation:** The dump does not have a symptom record, or, in the case of a stand-alone dump, the symptom record does not include a date and time stamp. Consequently, the current date and time are specified as the dump's date and time stamp in the dump management file.

**System Action:** Processing continues.

**Operator Response:** None.

**Programmer Response:** None.

**BLN2020I DUMP MANAGEMENT FILE INITIALIZED**

**Explanation:** The dump management file has been successfully initialized by the UTILITY statement.

**System Action:** In line mode, Info/Analysis issues message BLN1005D to request the next control statement. In reader mode, Info/Analysis continues by reading the next control statement in the job stream.

**Operator Response:** In line mode, respond to message BLN1005D by entering a control statement.

**Programmer Response:** None.

**BLN3002I ONLOAD FAILED, REASON CODE = *code***

**Explanation:** An error occurred while Info/Analysis was unloading a dump. The reason code indicates the type of error as follows:

- 3008 - Unable to identify dump type
- 3012 - Error while writing dump to storage  
(Possibly a library full condition  
or a sublibrary does not exist)
- 3016 - Error while reading dump tape
- 3018 - Error while reading disk dump file

- 3020 - Error while opening tape file
- 3021 - Error while opening disk dump file
- 3022 - Close dump tape
- 3023 - Error while closing disk dump file
- 3024 - Error during allocation of tape drive
- 3026 - Error during allocation of disk drive
- 3028 - Unable to allocate storage for write buffer
- 3032 - Error while reading dump management file
- 3036 - Error while writing dump management file
- 3040 - Dump name not in dump management file
- 3044 - Volume id not available
- 3048 - Dump already in system
- 3052 - Onload multiple dumps not allowed
- 3060 - A dump being unloaded from a multiple file tape, was not an operator requested dump

**System Action:** The dump is not unloaded. In line mode, Info/Analysis issues message BLN1005D to request the next control statement. In reader mode, Info/Analysis disregards subsequent control statements and cancels the session. Message BLN1004I is issued for each flushed statement.

**Operator Response:** If the reason code is 3044, you may correct the volume id and either retry the request or resubmit the job. If the reason code is 3048, correct the dump name and retry the request or resubmit the job. To stop the onload in line mode, enter a control statement in response to message BLN1005D. In reader mode, correct the error and resubmit the job. For all other reason codes, refer to accompanying messages for the cause of the error. Record these messages and codes as well as other system output and give them to your system programmer.

**Programmer Response:** For reason code 3008, ensure that the correct tape was mounted for the onload. The first record of the tape identifies the system type that created the dump. For all other reason codes, refer to accompanying messages for the reason for the error. Take corrective action depending on the message.

---

#### BLN4001I    INVALID VOLUME ID ENTERED

**Explanation:** A volume identifier has been entered that is not six characters long.

**System Action:** The request is not processed. In line mode, Info/Analysis issues message BLN1005D to request the next control statement. In reader mode, Info/Analysis reads and flushes subsequent control statements and cancels the session. Message BLN1004I is issued for each flushed statement.

**Operator Response:** In line mode, respond to message BLN1005D by correcting and reentering the VOLID control statement. In reader mode, correct the VOLID control statement and resubmit the job.

**Programmer Response:** None.

---

#### BLN4002I    LOGICAL UNIT NUMBER MISSING OR INVALID

**Explanation:** The logical unit number on the VOLID statement is missing or invalid. The VOLID statement for the dump data set on disk has the format VOLID DISK SYS*nnm*. If DISK is specified as the second parameter on the VOLID statement, then the SYS*nnm* parameter is required and should be assigned to a disk drive.

**System Action:** The request is not processed. In line mode, Info/Analysis issues message BLN1005D to request the next control statement. In reader mode, Info/Analysis reads and flushes subsequent control statements and cancels the session. Message BLN1004I is issued for each flushed statement.

**Programmer Response:** None.

**Operator Response:** Provide a correct VOLID statement and

make sure that the specified logical unit SYS*nnm* is assigned to the disk device which contains the dump data set. (//ASSGN SYS*nnm*,*cuu*)

---

#### BLN4003I    BYPASS NOT ALLOWED

**Explanation:** The bypass option has been requested for a dump offload. However, the offload cannot be bypassed because an exact copy of the dump does not exist on tape. That is, there is no copy or the dump has been modified by an analysis routine since it was last offloaded.

**System Action:** Info/Analysis does not offload the dump. In line mode, Info/Analysis returns to the selection level and issues message BLN1005D to request the next control statement. In reader mode, Info/Analysis reads and flushes subsequent control statements up to the next RETURN statement. Message BLN1004I is issued for each flushed statement.

**Operator Response:** In line mode, respond to message BLN1005D by entering a control statement. To offload the dump in either case, select Dump Offload again and do not specify bypass. To offload the dump in reader mode, remove the BYPASS statement and resubmit the job.

**Programmer Response:** None.

---

#### BLN4004I    DUMP *dumpid* OFFLOADED AND ERASED, BUT NOT ERASED

**Explanation:** The indicated dump has been successfully offloaded. As indicated in the message, the dump has either been erased or not erased from the system.

**System Action:** In line mode, Info/Analysis issues message BLN1005D to request the next control statement. In reader mode, Info/Analysis continues by reading the next control statement in the job stream.

**Operator Response:** In line mode, respond to message BLN1005D by entering a control statement.

**Programmer Response:** None.

---

#### BLN4005I    OFFLOAD FAILED, REASON CODE = *code*

**Explanation:** An error occurred while Info/Analysis was offloading a dump. The reason code indicates the type of error as follows:

- 4004 - Error while deleting dump from online storage
- 4008 - Error while adding VOLID to dump management file
- 4012 - Error writing dump to tape
- 4016 - Unable to allocate storage buffer for VOLID
- 4020 - VOLID not found in dump management file
- 4024 - Entry for dump not found in dump management file
- 4028 - Error while reading dump management file
- 4030 - Bypass offload not allowed, no copy on tape
- 4032 - Bypass offload not allowed, dump altered
- 4036 - Dump not found in online storage
- 4040 - Error while allocating the tape file
- 4044 - Error while opening dump tape file
- 4048 - Error while closing dump tape file
- 4052 - Error while de-allocating dump tape file

**System Action:** The dump is not offloaded. In line mode, Info/Analysis returns to the Selection level and issues message BLN1005D to request the next control statement. In reader mode, Info/Analysis continues by reading the next control statement in the job stream.

**Operator Response:** If the reason code is 4020, enter the volume id and retry the offload request. For all other codes, call your system programmer and provide output from this

session. In line mode, respond to message BLN1005D by entering a control statement.

**Programmer Response:** The action to be taken depends on the reason code. The following actions are suggested. For reason codes 4004, 4008, 4012, and 4024, take corrective action based on accompanying Info/Analysis or system error messages. For reason code 4016, increase storage available to Info/Analysis. For reason code 4028, the dump does not exist in the system. Use utilities supplied by the system on which Info/Analysis is executing to check dump libraries for the dump file. If the dump is found, notify IBM program support. If the dump is not found, then the possibility exists that it has been deleted by prior use of Info/Analysis or other system utilities.

---

**BLN4006I 'BYPASS YES' AND 'ERASE NO' ARE MUTUALLY EXCLUSIVE**

**Explanation:** The BYPASS and ERASE NO options have both been specified for a dump offload; they cannot be specified together.

**System Action:** Info/Analysis does not offload the dump. In line mode, Info/Analysis terminates dump offload, returns to the selection level, and issues message BLN1005D to request the next control statement. In reader mode, Info/Analysis reads and flushes subsequent control statements. Message BLN1004I is issued for each flushed statement.

**Operator Response:** In line mode, respond to message BLN1005D by entering a control statement. To offload the dump in line mode, select dump offload again and specify the correct options. To offload the dump in reader mode, correct the control statements and resubmit the job.

**Programmer Response:** None.

---

**BLN4007I VOLUME ID REQUIRED**

**Explanation:** The volume id has not been specified. To offload or onload a dump for the first time, you must specify the volume id.

**System Action:** Info/Analysis does not offload or onload the dump. In line mode, Info/Analysis returns to the selection level and issues message BLN1005D to request the next control statement. In reader mode, Info/Analysis reads and flushes subsequent control statements. Message BLN1004I is issued for each flushed statement.

**Operator Response:** In line mode, respond to message BLN1005D by entering a control statement. To offload or onload the dump in line mode, reselect the function and specify a volume id. To offload or onload the dump in reader mode, resubmit the job including a VOLID statement.

**Programmer Response:** None.

---

**BLN4010I DUMP *dumpid* ERASED, OFFLOAD BYPASSED**

**Explanation:** This message confirms that, during the offload operation, the offload of a copy of the dump to tape has been bypassed, the dump has been erased, and the entry for the dump has been removed from the dump management file.

**System Action:** Processing continues.

**Operator Response:** Continue your session.

**Programmer Response:** None.

---

**BLN5011I INVALID FORM OF PRINT COMMAND**

**Explanation:** The previously read PRINT control statement contains a syntax error. command contains a syntax error.

**System Action:** The control statement is flushed. In line mode, Info/Analysis issues message BLN1005D to request the next control statement. In reader mode, Info/Analysis reads and flushes subsequent statements to empty the reader and cancels the session. Message BLN1004I is issued for each flushed statement.

**Operator Response:** In line mode, respond to message BLN1005D by entering the corrected control statement. In reader mode, correct the statement and resubmit the job.

**Programmer Response:** None.

---

**BLN5014I DATA FROM *addrx* TO *addy* NOT AVAILABLE OR ALL ZEROS**

**Explanation:** The data within the address range is not displayed or printed as requested.

**System Action:** The system displays or prints data from the beginning through the inserted address.

**Operator Response:** None.

**Programmer Response:** None.

---

**BLN5022I FROM-ADDR GREATER THAN TO-ADDR**

**Explanation:** On the PRINT control statement, the beginning of the range of data was beyond the end of the range.

**System Action:** The control statement is flushed. In line mode, Info/Analysis issues message BLN1005D to request the next control statement. In reader mode, Info/Analysis reads and flushes subsequent statements to empty the reader and cancels the session. Message BLN1004I is issued for each flushed statement.

**Operator Response:** In line mode, respond to message BLN1005D by entering the corrected control statement. In reader mode, correct the statement and resubmit the job.

**Programmer Response:** None.

---

**BLN7010I CONTROL BLOCK LOCATORS UNAVAILABLE**

**Explanation:** Section 6 of the symptom record does not contain any locating block descriptors (LBDs). Therefore, the addresses of the control blocks in the dump are unknown to Info/Analysis.

**System Action:** Info/Analysis does not provide any formatted data. In line mode, Info/Analysis issues message BLN1005D to request the next control statement. In reader mode, Info/Analysis continues processing with the next control statement.

**Operator Response:** In line mode, respond to message BLN1005D by entering a control statement.

**Programmer Response:** None.

---

**BLN7013I ERROR IN SYMPTOM RECORD FOR *block*, REASON CODE = *code***

**Explanation:** During a dump print operation, Info/Analysis detected a locating block descriptor (LBD) that was improperly constructed by the component that created the dump. The reason code *code* indicates the cause of the error as follows:

- 7401 - Unknown nbr of elements in array
- 7402 - Array ext type = B, no chain ext
- 7403 - Invalid array ext type field
- 7411 - Invalid end cond field



7412 - Invalid end cond length field  
 7413 - Invalid chain ext type field  
 7414 - Invalid chain ext address list ptr  
 7421 - Invalid hex ext length  
 7431 - Invalid text ext length  
 7441 - Keyfield length is zero  
 7442 - Invalid keyfield format field  
 7443 - Invalid keyfield type field  
 7451 - Nbr of entries in fmt descr is zero  
 7451 - Nbr of entries in lnk descr is zero  
 7452 - Length error in format descr  
 7452 - Length error in linkage descr

**System Action:** Processing continues but the corresponding data is omitted from the dump display.

**Operator Response:** Continue your session. Contact your system programmer and provide output from this session.

**Programmer Response:** Determine the dumping component or analysis routine that created the entry. Present the output of this session to the owner; for example IBM program support or the owner of the analysis routine.

---

**BLN7515I ANALYSIS ROUTINE *name* NOT FOUND IN FILE**

**Explanation:** The requested analysis routine *name* cannot be found in the external routines file.

**System Action:** The request for analysis routine execution is not processed. In line mode, Info/Analysis remains at the function level and issues message BLN1005D to request the next control statement. In reader mode, Info/Analysis reads and flushes subsequent control statements. Message BLN1004I is issued for each flushed statement.

**Operator Response:** If the routine name you entered is correct, contact your system programmer about adding that routine to the file. If the name was entered incorrectly, in line mode, respond with the correct routine name. In reader mode, correct the name and resubmit the job.

**Programmer Response:** If requested, add the routine to the external routines file.

---

**BLN7516I LOAD FAILED FOR ROUTINE *name*, REASON CODE = 7582**

**Explanation:** Info/Analysis has experienced an error while processing the selection of the indicated analysis routine. The reason code is always 7582 for this message.

**System Action:** Info/Analysis terminates the function.

**Operator Response:** Contact your system programmer and provide the output from this session.

**Programmer Response:** Check for one of the following:

1. Not enough memory was assigned.
2. No phase exists.
3. There is no BLNEXTRN file.
4. There is no LIBDEF statement for your phase.

Ensure that sufficient memory is available, a phase exists, and that the LIBDEF statements are correct.

---

**BLN7518I SYMPTOM RECORD UPDATES NOT SAVED IN DUMP**

**Explanation:** An analysis routine has updated the copy of the dump symptom record that Info/Analysis passed to it. However, the system copy has not been updated. When the analysis routine completed processing, the updated copy was erased and the changes were lost.

**System Action:** Processing continues.

**Operator Response:** If you wish to include the results of the

analysis routine in the symptom record, contact your system programmer about this problem.

**Programmer Response:** Update the analysis routine to use the call analysis symptom record update exit provided by Info/Analysis.

---

**BLN7520I VALID ROUTINE NAME REQUIRED FOR CALL STATEMENT**

**Explanation:** A CALL control statement was entered but the routine name was missing or was longer than eight characters.

**System Action:** The control statement is flushed. In line mode, message BLN1005D is issued to request the next control statement. In reader mode, all control statements are flushed and the session is canceled. Message BLN1004I is issued for each flushed statement.

**Operator Response:** In line mode, respond to message BLN1005D with the corrected CALL control statement. In reader mode, correct the CALL control statement and resubmit the job.

**Programmer Response:** None.

---

**BLN7521I OUTPUT ROUTED TO ALTERNATE DEVICE**

**Explanation:** Output has been routed to a device other than the standard printer.

**System Action:** Info/Analysis remains at the function level and waits for next entry.

**Operator Response:** Obtain the printed output for viewing.

**Programmer Response:** None.

---

**BLN7540I ANALYSIS ROUTINES LIST NOT AVAILABLE**

**Explanation:** The analysis routines list of names file is not available for use, does not exist, or the records were not in the correct format (for example, they do not start with "ANEXIT"). See the *z/VSE Diagnosis Tools* for information on correct record formats.

**System Action:** Info/Analysis remains at the function level and waits for the next entry.

**Operator Response:** The user must exit the analysis routines panel and make another selection.

**Programmer Response:** None.

---

**BLN9001I STORAGE ALLOCATION FAILED**

**Explanation:** The storage space is too small to perform the selected function or to initialize Info/Analysis.

**System Action:** If this message occurs during initialization in any mode, the session is canceled. In line mode, if a function has been selected, that function is terminated and Info/Analysis returns to the selection level. In line mode, Info/Analysis issues message BLN1005D to request the next control statement. This message will reoccur if subsequent functions require unavailable storage. In reader mode, Info/Analysis reads and flushes all subsequent control statements to empty the reader and cancels the session. Message BLN1004I is issued for each flushed statement.

**Operator Response:** Contact your system programmer to increase the storage space allocated for Info/Analysis. In line mode, if Info/Analysis is still active, you may attempt to continue your session. Any request to the same function may result in the same error. If the message reoccurs, end your session.

**Programmer Response:** Increase the storage allocated for Info/Analysis.

**BLN9002I** ERROR IN EXTERNAL ROUTINE, RETURN CODE = *retcode*, REASON CODE = *code*

**Explanation:** An error occurred during execution of an external routine, which provided no error message. The reason code defines the cause of the message. You may ignore the return codes. Possible reason codes are:

004	Invalid mode request
008	Invalid qual request
012	Invalid base request
016	Invalid request type
024	Partial data returned
028	Data not found
100	Invalid dump record
104	No storage available
109	Truncation occurred
110	Exceeds member
112	Member not found
116	Truncation occurred
120	Exceeds member
124	Get storage error
128	Invalid dump name
130	No sublibrary
134	Library full
138	Library connect error
140	Invalid length
144	Free storage error
148	Invalid length
150	Initialization failure
700-799	Get storage error
800-899	Free storage error
928	Error in dump access
7581	Unable to delete ARCB from BLX
9501	BLX allocation - invalid unit
9502	BLX allocation - extract macro error
9503	BLX allocation - device not supported
9504	BLX allocation - RECFM not supported
9505	BLX allocation - blocked records not supported
9506	BLX allocation - access mode not supported
9507	BLX allocation - DLBL statement not supported
9508	BLX allocation - open VTOC not supported
9509	BLX allocation - close VTOC not supported
9510	BLX allocation - extent VOLSER invalid
9511	BLX allocation - extent logical unit invalid
9512	BLX allocation - DDNAME not found
9519	BLX free error
9521	BLX open - permanent open error
9522	BLX open - invalid FSEQ keyword
9523	BLX open - data set already open
9531	BLX close - permanent close error
9532	BLX close - end of extent
9541	BLX read - update not allowed
9542	BLX read - wrong access type
9543	BLX read - buffer length too small
9544	BLX read - invalid relative record number
9545	BLX read - VSAM position error
9546	BLX read - invalid record length
9547	BLX read - invalid key length
9548	BLX read - VSAM MODCB verb failed
9549	BLX read - undefined request
9591	Unknown error condition

**System Action:** In line mode, Info/Analysis issues message BLN1005D to request the next control statement. In reader mode, Info/Analysis continues processing by reading the next control statement.

**Operator Response:** Contact your system programmer. In line mode, you may choose to continue or end your session according to the severity of the return code.

**Programmer Response:** Determine which external routine caused the error by referring to the last operation performed before the message was issued. If the routine was called during Dump Viewing, that routine was in error. If the routine was called either just after selecting Dump Management for the first time in the session, or when specifying a dump for the first time at the selection level in the session, BLNUSDDM caused the error. In most other cases, either the system dump access routine, the symptom record, or one of its extensions caused the error. Contact the owner for program support.

**BLN9003I** EXTERNAL ROUTINE MESSAGE

**Explanation:** This message contains a message issued by an external routine. When available, the external routine's message includes an identifier.

**System Action:** In line mode, Info/Analysis issues message BLN1005D to request the next control statement. In reader mode, Info/Analysis continues by reading the next control statement in the job stream.

**Operator Response:** In line mode, you can either continue or end your session, depending on the message. Be aware that any subsequent request to a function in error may result in another error. If the external message indicates a failure or other abnormal problem, save the output from this session, and call your programming support.

**Programmer Response:** The external routine message should define any error cause and the corrective action to take, if needed.

**BLN9004I** *control statement* NOT RECOGNIZED

**Explanation:** The indicated control statement does not apply to the current function, contains spelling or syntax errors, or cannot execute because a prerequisite function (such as dump selection) was not performed.

**System Action:** The control statement is executed as a "no-operation". In line mode, Info/Analysis issues message BLN1005D to request the next control statement. In reader mode, Info/Analysis reads and discards subsequent statements to empty the reader, then cancels the session. Message BLN1004I is issued for each discarded statement.

**Operator Response:** In line mode, correct and re-enter the control statement. In reader mode, correct the control statement and resubmit the job.

**Programmer Response:** None.

**BLN9006I** NO SYMPTOM RECORD AVAILABLE

**Explanation:** Info/Analysis has attempted to get information from the symptom record for the current dump but the symptom record does not exist.

**System Action:** In line mode, Info/Analysis issues message BLN1005D to request the next control statement. In reader mode, Info/Analysis continues by reading the next control statement in the job stream.

**Operator Response:** You may continue your session. Contact your system programmer with output from this session.

**Programmer Response:** Determine if the dump was created on the system accessing the dump or on an external source. If the system that created the dump supports the Symptom Record Architecture, contact IBM for program support.

**BLN9007I** INTERNAL ERROR, REASON CODE = *code*

**Explanation:** A logic error has occurred in Info/Analysis. The reason code indicates the cause of the error as follows:

- 1101 - Dump management control block not found
- 1102 - Dump viewing control block not found
- 1103 - Dump symptoms control block not found

6000 - Unknown subfunction or task of Dump  
Symptoms was requested.  
6004 - Suspected damage to dump symptoms control  
block.

**System Action:** A system dump is taken and the  
Info/Analysis session is canceled.

**Operator Response:** Contact IBM for programming support.

**Programmer Response:** None.

**BLN9008I ERROR IN MODULE *mod*, BLX RETURN  
CODE = *retcode***

**Explanation:** A logic error has occurred in module *mod* of the  
BLX service used by Info/Analysis or the BLX service has  
been used improperly by Info/Analysis

**System Action:** Info/Analysis terminates the function.

**Operator Response:** Contact your system programmer and  
provide the output from this session.

**Programmer Response:** Contact IBM for programming  
support.

**BLN9010I END OF DUMP**

**Explanation:** A control statement has been entered that has  
caused Info/Analysis to reach the end of the dump.

**System Action:** Processing continues. In line mode,  
Info/Analysis issues message BLN1005D to request the next  
control statement. In reader mode, Info/Analysis continues by  
reading the next control statement in the job stream.

**Operator Response:** In line mode, respond to message  
BLN1005D by entering a control statement.

**Programmer Response:** None.

**BLN9012I PRINT FUNCTION COMPLETED**

**Explanation:** The requested print function has been  
completed.

**System Action:** In line mode, Info/Analysis issues message  
BLN1005D to request the next control statement. In reader  
mode, Info/Analysis continues by reading the next control  
statement in the job stream.

**Operator Response:** In line mode, respond to message  
BLN1005D by entering a control statement.

**Programmer Response:** None.

**BLN9016I OPERANDS REQUIRED FOR THIS  
CONTROL STATEMENT**

**Explanation:** A control statement was entered without any  
associated operands.

**System Action:** In line mode, Info/Analysis issues message  
BLN1005D to request the next control statement. In reader  
mode, Info/Analysis continues by reading the next control  
statement.

**Operator Response:** In line mode, respond to message  
BLN1005D by entering a control statement.

**Programmer Response:** None.

**BLN9018I DUMP *dumpid* action**

**Explanation:** The described action was performed on the  
dump defined by *dumpid*. The possible actions are:

SELECTED - Selected for processing  
ADDED - Added to the dump management file  
DELETED - Deleted from the system  
ONLOADED - Onloaded to the system

**System Action:** Processing continues.

**Operator Response:** None.

**Programmer Response:** None.

**BLN9019I DUMP *dumpid* NOT IN SYSTEM**

**Explanation:** The current dump is identified in the dump  
management file but does not reside on the system.

**System Action:** Info/Analysis terminates the current  
function. In line mode, Info/Analysis returns to the selection  
level and issues message BLN1005D to request the next  
control statement. In reader mode, Info/Analysis reads and  
flushes subsequent control statements up to the next RETURN  
statement.

**Operator Response:** Before working with the selected dump,  
you must onload it. In line mode, respond to message  
BLN1005D by entering a control statement.

**Programmer Response:** None.

**BLN9020I LOCATOR NOT FOUND**

**Explanation:** The locator requested was not found in the  
dump.

**System Action:** Info/Analysis remains at the function level  
and waits for the next entry.

**Operator Response:** Enter a different locator.

**Programmer Response:** None.

**BLN9021I DATA IN LOCATOR NOT AVAILABLE**

**Explanation:** A control block locator (LBD) with an invalid  
address field, qual field, or mode field was detected.

**System Action:** Formatting is not done. Info/Analysis  
remains at the function level and waits for the next entry.

**Operator Response:** Contact your system programmer and  
provide output from this session.

**Programmer Response:** Identify the component that  
generated the section 6 record in the dump and contact the  
owner; for example, IBM program support of the owner of the  
analysis routine.

**BLN9022I PRINT ERROR**

**Explanation:** An error has occurred during the PRINT control  
statement execution.

**System Action:** Info/Analysis remains at the function level  
and waits for the next entry.

**Operator Response:** Contact your system programmer with  
the output from this session.

**Operator Response:** Check with the computer room operator  
and manager for possible reasons of print failure. Check the  
available space for spooling output within Info/Analysis.

**Programmer Response:** None.

**BLN9024I PRINTER FILE ALLOCATION ERROR**

**Explanation:** Printer file allocation failed. This message  
follows BLX03103L.

**System Action:** No printer file is allocated. Info/Analysis  
continues processing, but any step that uses the printer file  
will fail.

**Operator Response:** None.

**Programmer Response:** Be sure that the SYSLST device has  
been assigned.

**BLN9030I I/O ERROR FOR REQUEST TYPE *type* ON  
FILE *filename* REASON CODE = *code***

**Explanation:** An error has occurred during a file allocation  
request. The type of error, the file in which it occurred, and  
the reason code appear in the message.

**System Action:** Info/Analysis remains at the function level  
and waits for the next entry.

## BLN9031I • BLN9051I

**Operator Response:** The user must make another selection.

**Programmer Response:** Check on status of file to allocate and correct condition causing error.

---

### BLN9031I LIBRARIAN ERROR OCCURRED, RETURN CODE = *retcode*, REASON CODE = *code*

**Explanation:** A librarian service encountered an error during its execution. This service did not provide a message indicating the reason for the failure.

**System Action:** Info/Analysis remains at the function level and waits for the next entry.

**Operator Response:** Contact your system programmer with the output from this session.

**Programmer Response:** Contact your IBM Support Center and report the feedback code displayed by this message.

---

### BLN9032I DUMP *dumpid* ALREADY IN SYSTEM

**Explanation:** The current dump is identified in the dump management file and already resides on the system.

**System Action:** Info/Analysis remains at the function level and waits for the next entry.

**Operator Response:** Before selecting the requested function again, the dump must not be in the system.

**Programmer Response:** None.

---

### BLN9042I INFO/ANALYSIS ABNORMAL TERMINATION DUMP IN PROGRESS

**Explanation:** An program check or another abnormal ending (ABEND) occurred.

**System Action:** The system performs a dump, and terminates the operation in process.

**Programmer Response:** Review the dump listing with the system programmer to find and correct the error.

**Operator Response:** Record this message and the jobs being processed when the error occurred. Provide this information and the dump listing to the responsible programmer.

---

### BLN9043I PARTITION GETVIS AREA MAY NOT BE SUFFICIENT

**Explanation:** Info/Analysis needs at least 600KB of partition GETVIS area.

**System Action:** Info/Analysis continues processing, however it may terminate at a later time due to the insufficient size of the partition GETVIS area.

**Programmer Response:** Allocate a greater partition size and/or change the SIZE operand in the EXEC statement.

**Operator Response:** None.

---

### BLN9044I SYSLST AND SYSIPT MUST BE ASSIGNED TO A UNIT RECORD DEVICE

**Explanation:** SYSLST and/or SYSIPT is assigned to a disk or tape. You cannot run Info/Analysis with these assignments.

**System Action:** Info/Analysis terminates.

**Programmer Response:** None.

**Operator Response:** Check the assignments via the LISTIO command (JCL) and change them to unit record devices.

---

### BLN9050I INVALID DUMP NAME

**Explanation:** An invalid dump name was detected by Information Analysis.

**System Action:** In line mode, Info/Analysis issues message BLN1005D to request the next control statement. In reader

mode, Info/Analysis continues processing by reading the next control statement.

**Operator Response:** Contact your system programmer. In line mode, you may choose to continue or to end your session.

**Programmer Response:** Determine which external routine caused the error by referring to the last operation performed before the message was issued. If the routine was called during Dump Viewing, that routine was in error. If the routine was called either just after selecting Dump Management for the first time in the session, or when specifying a dump for the first time at the selection level in the session, BLNUSDDM caused the error. In most other cases, either the system dump access routine, the symptom record, or one of its extensions caused the error. Contact the owner for program support.

---

### BLN9051I DUMP LIBRARY IS FULL

**Explanation:** During the ONLOAD function, the dump library became full. The dump cannot be onloaded.

**System Action:** In line mode, Info/Analysis issues message BNL1005D to request the next control statement. In reader mode, Info/Analysis continues processing by reading the next control statement.

**Operator Response:** Contact your system programmer. In line mode, you may choose to continue or to end your session.

**Programmer Response:** Increase the dump library or delete dumps from the library which are no longer needed.



---

## BLX-Prefix Information Analysis Messages

The BLX component provides macros for all Info/Analysis I/O operations. The following sections describe the messages and ABEND completion codes issued by BLX.

The acronym DAS appearing in these messages means the Data Access Services function of BLX. "Application" means a program running under BLX. In an interactive environment, these messages appear on your screen, which is cleared. To restore the screen, wait for the three asterisks to appear, then press the ENTER key.

---

## BLXxxxx=Information Analysis Messages

---

### BLX03101I ERROR FREEING *dsn*

**Explanation:** During a normal ending of an application session or abnormal ending of a subtask, an error occurred either when attempting to end or while trying to free data set *dsn*. The messages following this message provide specific information about the error.

**System Action:** Processing continues to close and free any additional data sets represented on the logical name chain.

**Operator Response:** Respond appropriately to messages that follow.

**Programmer Response:** None.

---

### BLX03102I ERROR CLOSING *dsn*

**Explanation:** During a normal application session termination or an abnormal application subtask termination, an error was detected while trying to close data set *dsn*. The messages following this message indicate in more detail the nature of the error.

**System Action:** Processing continues to close and free any additional data sets represented on the logical name chain.

**Operator Response:** Respond appropriately to messages that follow.

**Programmer Response:** None.

---

### BLX03103I ALLOCATION ERROR. OPCODE=*opr*, LNAME=*lnm*, FILE NAME=*fnm*, DAS RETCODE=*rc*, DAS REASON CODE=*xxx*, SUB RETCODE=*src*, SUB REASON CODE=*yyy*, MODEL=*modelname*, DSN=*dsn*

**Explanation:** The allocation of the data set with a logical name *lnm* and a file name of *fnm* ended with a DAS return code of *rc* and a DAS reason code of *xxx*. An allocation function subroutine may have ended with a return code of *src*, and a reason code of *yyy*. The allocation model name used is *modelname*, the operation code of allocation is *opr*, and the data set name is *dsn*.

The allocation operation codes are:

- 01 - Allocation by data set name.
- 02 - Allocation by file name.

Allocation return codes are:

- 0 - Data set allocated
- 8 - Data set not allocated

Allocation reason codes are:

X'00040000' - VSE File Name not valid Logical Unit name  
X'00080000' - VSE Extract macro error

(see also SUB RETCODE below)

X'000C0000' - Device not supported  
X'00100000' - Record format not supported  
X'00140000' - Blocked Records not supported  
X'00180000' - Access mode not supported  
X'001C0000' - VSE DLBL statement not found  
X'00200000' - VSE CVH Open VTOC function error  
X'00240000' - VSE CVH Close VTOC function error  
X'00280000' - VSE extent volume serial does not match VTOC volume serial.  
X'002C0000' - VSE extent Logical Unit not valid  
X'04380000' - DDNAME not found

For reason code X'00080000':

SUB RETCODE: X'0C' - The logical unit is not assigned  
X'10' - An internal error in the Extract parameter list

The model name is the name of the default allocation parameters block contained in the application and environment dependent allocation model module that is copied into the data access services control block during allocation.

**System Action:** The Data Access Services request is terminated.

**Operator Response:** Take action indicated by the reason code contained in this message.

**Programmer Response:** None.

---

### BLX03104I LINESIZE VALUE REDUCED TO DCBLRECL-4.

**Explanation:** When BLXPRINT accessed a print data set, it found that the LINESIZE value specified or defaulted by the BLXPRDEF macro was too large to permit print service execution. This condition can only occur when the logical record length is supplied by the data set label or by allocation parameters of a pre-allocated data set.

**System Action:** Processing continues with the reduced line length.

**Operator Response:** If the shortened line size is a problem, determine the cause and correct the incompatibility.

**Programmer Response:** None.

---

**BLX03105I    INVALID BLXPRDEF PARAMETER.  
KEY=xxx, VALUE=yyy.**

**Explanation:** Info/Analysis detected an error in the value *yyy* supplied for key *xxx* while executing the BLXPRDEF service macro.

**System Action:** Processing continues until all keyword values are validated and returns to the invoker of the macro with a return code of eight.

**Operator Response:** Correct the value for the specified keyword and retry the function.

**Programmer Response:** None.

---

**BLX03106I    INVALID PRINT FILE DCB PARAMETERS.**

**Explanation:** Info/Analysis found incorrect DCB characteristics while attempting to execute the BLXPRINT function for a pre-allocated print data set.

**System Action:** BLXPRINT processing ends, and the pre-allocated data set is left in closed condition.

**Operator Response:** Correct the DCB characteristics and retry the function.

**Programmer Response:** None.

---

**BLX03107I    UNABLE TO ACCESS THE PRINT FILE.**

**Explanation:** Info/Analysis detected an allocate, connect, or open error while attempting the corresponding operation on a pre-allocated print data set during BLXPRINT execution.

**System Action:** BLXPRINT processing ends. The pre-allocated data set remains in closed condition. A data set allocated by BLXPRINT is de-allocated.

**Operator Response:** Respond appropriately to the messages that follow.

---

**BLX03108I    PRINT TEXT LINE LENGTH TOO SHORT.  
LINE SKIPPED.**

**Explanation:** While executing the BLXPRINT macro, Info/Analysis found a text record less than 5 bytes long.

**System Action:** BLXPRINT processing ends without writing data to the print data set. Processing of this data set can continue.

**Operator Response:** Correct the cause of the short record.

**Programmer Response:** None.

---

**BLX03109I    PRINT TEXT LINE LENGTH TOO LONG.  
LINE TRUNCATED.**

**Explanation:** While executing the BLXPRINT macro, Info/Analysis found a text record longer than 65 531 bytes.

**System Action:** BLXPRINT processing ends, but the data is first truncated to 65 531 bytes and written to the data set. Processing of the data set can continue.

**Operator Response:** Correct the cause of the long record.

**Programmer Response:** None.

---

**BLX03110I    PRINT FILE NO LONGER AVAILABLE.**

**Explanation:** A permanent write error occurred during execution of the BLXPRINT macro. The messages that follow describe the error in more detail.

**System Action:** Processing ends for this data set.

**Operator Response:** Find the error cause, and correct it.

**Programmer Response:** None.

---

---

**BLX03111I    MAXIMUM LINES EXCEEDED. PRINT  
TERMINATED.**

**Explanation:** While executing the BLXPRINT macro, Info/Analysis found the number of lines to be written exceeds that specified by MAXLINES on the BLXPRDEF macro.

**System Action:** Processing ends for this data set.

**Operator Response:** Correct the MAXLINES value, or revise the print data.

**Programmer Response:** None.

---

---

**BLX03116I    NON-VSAM DATA ACCESS ERROR.  
DDNAME = *ddn* OPCODE = *xxx* DAS  
RETCODE = *xxx* DAS REASON CODE = *xxx*  
ABEND CODE = *xxx* ABEND REASON  
CODE = *xxx* DSN = *dsn***

**Explanation:** A logical or physical I/O error was detected by Data Access Services (DAS) while executing the function specified by the *opr* key for the data set or file specified by the *dsn* and *ddname* keys. DAS issued return and reason codes specified by the DAS retcode and DAS reason code keys. If the abend code key is non-zero, an operating system abend occurred that was intercepted by the operating system access method or by DAS to a DAS error return code. The system abend code and the abend reason code (general purpose register 15 value) are specified by the abend code and abend reason code keys. The DAS return codes for OPEN operations are:

- 0 - Successful open.
- 4 - Open failed for a shared data set because another user is currently using the data set for update, and the user issued an attention interrupt to terminate the wait for data set availability.
- 8 - The open failed.
- 12 - The open failed and an internal BLX control block was damaged.

OPEN return code also supplies a DAS error reason code (*xxx*). The DAS error reason codes are:

- X'00000000' - Permanent Open error.
- X'00000004' - Invalid File Sequence (FSEQ) keyword value.
- X'00080004' - Data Set already open.

The DAS return codes for CLOSE operations are:

- 0 - Successful close.
- 4 - The close failed.

The possible CLOSE error reason codes are:

- X'00000000' - Permanent Close error
- X'00040004' - End of Extent error for data set open for output.

The DAS return codes (except for OPEN and CLOSE operations) are:

- 0 - Successful completion.
- 4 - Invalid request.
- 8 - End of file or record not found for GET request.
- 12 - Permanent I/O error.

Except for OPEN and CLOSE operations, DAS return code 4 also uses a DAS reason code (*xxx*). The DAS reason codes are:

- X'01000000' - Invalid request, GET for update not allowed.
- X'02000000' - Ineligible for keyed or relative record access, or wrong access type.
- X'03000000' - Buffer length supplied too small.
- X'08000000' - Invalid record length.

X'0A000000' - Invalid non-VSAM command.

No reason codes have been identified for return code 8. Zero is returned. The possible reason codes for return code 12 (except for OPEN and CLOSE operations) are:

X'00000000' - Permanent data error

X'00040000' - End of extent error (No more extents available)

**System Action:** The requested Data Access Services request was not performed. When the application program is executed under MVS and the Data Access Services return code is X'0C', message BLX03115I will follow this message. This message gives additional information as to the nature of the error. When the application program is executed and the Data Access Services return code is X'0C', the rightmost 4 hexadecimal digits of the DAS reason code contain bits 32-47 of the Channel Status Word for the I/O request that failed. The meaning of these bits is specified in *IBM System 370 Principles of Operation*

**Operator Response:** Respond as appropriate to the message that follows.

**Programmer Response:** None.

#### BLX03117I AN ERROR OCCURRED WHILE READING A CONTROL RECORD

**Explanation:** As part of "pseudo-open" or "pseudo-close" processing, an attempt was made to read the control record from a high-contention, key-sequenced VSAM data set. The VSAM GET request generated a non-zero return code.

**System Action:** If the failure occurs just after the data set is opened, or if it occurs at "pseudo-close" time, the application program issues an ABEND. Otherwise, the data set is closed and reopened, and "pseudo-open" processing is attempted again.

**Operator Response:** Notify your system programmer. Restart the application program as soon as sufficient diagnostic information has been collected.

**Programmer Response:** If possible, determine why the failure occurred and eliminate the causes of the failure.

#### BLX03118I THE CONTROL RECORD IN CLUSTER *dsn* IS NOT *nnn* BYTES LONG

**Explanation:** As part of "pseudo-open" or "pseudo-close" processing, a control record was read from a high-contention, key-sequenced VSAM data set. The length of the control record was not correct. A control record must be 37 bytes longer than the key field. The name of the data set and the required length of the control record are substituted into the message text.

**System Action:** If the failure occurs just after the data set is opened, or if it occurs at "pseudo-close" time, the application program issues an ABEND. Otherwise, the data set is closed and reopened, and "pseudo-open" processing is attempted again.

**Operator Response:** Notify your system programmer.

**Programmer Response:** If possible, determine why the failure occurred and eliminate the causes of the failure.

#### BLX03119I THE CONTROL RECORD IS MISSING FROM CLUSTER *dsn*

**Explanation:** As part of "pseudo-open" or "pseudo-close" processing, the record at relative byte address 0 (RBA 0) was read from the VSAM high-contention data set specified by the cluster name. The key field of this record does not contain binary zeros or the record identifier field is invalid, which

indicates that this record is not a control record; therefore, this data set does not have a control record.

**System Action:** If the failure occurs just after the data set is opened, or if it occurs at "pseudo-close" time, the application program issues an ABEND. Otherwise, the data set is closed and reopened, and "pseudo-open" processing is attempted again.

**Operator Response:** Notify your system programmer.

**Programmer Response:** If possible, determine why the failure occurred and eliminate the causes of the failure. Most probably, the data set has just been defined and utility BLGUT2 has not been executed to add a control record to it.

#### BLX03120I A CONTROL RECORD IN CLUSTER *dsn* WAS UPDATED WHILE THE CLUSTER WAS LOCKED

**Explanation:** As part of "pseudo-close" processing, a control record was read from a high-contention, key-sequenced data set and the data was compared to data saved at "pseudo-open" time. The comparison failed, indicating that the control record was updated by some other user while the data set was "pseudo-open." This should never occur. Only a user who has a high-contention data set "pseudo-open" for output processing is allowed to update the data set, and only one user at a time may have a data set "pseudo-open" for output.

**System Action:** The application issues an ABEND.

**Operator Response:** Notify your system programmer. Restart the application as soon as sufficient diagnostic information has been collected. However, you may discover that the data set has been corrupted. It is also possible that the data set will later become corrupted as a result of this error.

**Programmer Response:** Determine which program updated the control record. The program must never be executed against high-contention data sets while the application is active. Most probably, a non-application program inadvertently updated the control record. The control record has a key of binary zeros and should be referenced and updated only by Data Access Services.

#### BLX03121I AN ERROR OCCURRED WHILE UPDATING A CONTROL RECORD

**Explanation:** As part of "pseudo-open" or "pseudo-close" processing, an attempt was made to update the control record in a high-contention, key-sequenced VSAM data set. The VSAM PUT request generated a non-zero return code.

**System Action:** If the failure occurs just after the data set is opened, or if it occurs at "pseudo-close" time, the application issues an ABEND. Otherwise, the data set is closed and reopened, and "pseudo-open" processing is attempted again.

**Operator Response:** Notify your system programmer. Restart as soon as sufficient diagnostic information has been collected.

**Programmer Response:** If possible, determine why the failure occurred and eliminate the causes of the failure.

#### BLX03122I AN ERROR HAS BEEN DETECTED IN THE VSAM CONTROL FOR CLUSTER *dsn*

**Explanation:** As part of "pseudo-open" processing, an attempt was made to invalidate VSAM index buffers. While scanning the VSAM control block chain, an error was detected. The name of the VSAM cluster with which the control block chain is associated is substituted into the message text.

**System Action:** The application issues an ABEND.

**Operator Response:** Notify your system programmer.

**Programmer Response:** If possible, determine why the failure

## BLX03123I • BLX03127I

occurred and eliminate the causes of the failure. Most probably, a new release of VSAM has just been installed on the system where the application is running, and the application has not been upgraded with support for the new VSAM release. It is possible, as a temporary measure, to suppress the execution of the VSAM index buffer invalidation function. However, suppressing execution of the function causes a performance degradation.

---

### BLX03123I CONTROL RECORD CONTENTS IN CLUSTER *dsn* ARE INCORRECT AND WILL BE UPDATED

**Explanation:** As part of "pseudo-open" processing, a control record is read from a high-contention, key-sequenced data set just after the data set is opened, and data in the control record is compared with data from VSAM control blocks. The comparison failed, indicating that the control record does not agree with the VSAM catalog. This should never occur. The particular fields being checked should always agree with the VSAM catalog. The name of the data set from which the control record is read is substituted into the message text.

**System Action:** The application updates the control record and continues execution.

**Operator Response:** Notify your system programmer.

**Programmer Response:** Most probably, the data set has just been reorganized, copied, or restored and the control record was not updated. Once the application becomes inactive and can be allocated DISP=OLD, use a control record updating utility or tool to update the control record. This should be done, even if all users appear to be executing normally, to correct any abnormalities that may still be in the control record.

---

### BLX03124I RETRY BEING ATTEMPTED

**Explanation:** A failure occurred during "pseudo-open" processing. This message is preceded by message BLX03117I, BLX03118I, BLX03119I, or BLX03121I.

**System Action:** The application attempts to recover from the failure by closing and reopening the data set and attempting "pseudo-open" processing again.

**Operator Response:** None.

---

### BLX03125I MOUNT VOLUME *xxxxxx* ON UNIT *cuu* AND PRESS ENTER

**Explanation:** An ONLOAD or OFFLOAD job requires a tape volume.

**System Action:** The system enters the wait state and waits for an operator response.

**Operator Response:** Mount and ready the requested tape and press ENTER.

**Programmer Response:** None.

---

### BLX03127I PARTITION GETVIS STORAGE IS EXHAUSTED

**Explanation:** There is not enough partition GETVIS storage for Info/Analysis to process the requested function.

**System Action:** The requested function will not be processed. In addition, Info/Analysis may terminate.

**Programmer Response:** Allocate a greater partition size and/or change the SIZE operand in the EXEC statement.

**Operator Response:** Notify your system programmer.



---

## BLX Abend Completion Codes

### 323 (decimal 803)

**Explanation:** Message build or route error.

**Reason Code: Meaning:**

08-16	Return code from application output routing processors.
20	Message csect search error. No component table entry.
24	Message csect search error. Zero component table entry.
28	Message csect search error. No subcomponent table entry.
32	Message csect search error. Zero subcomponent table entry.
36	Message csect search error. No subsubcomponent table entry.
40	Message csect search error. Zero subsubcomponent table entry.
44	Message segment caused message to exceed maximum length.
48	Message insert caused message to exceed maximum length.
52	Message skeleton required more inserts than supplied.
56	Caller supplied more message inserts than required.
60	GETMAIN failed while getting storage for output message.
64	Decimal conversion was requested for an insert, but the insert length was greater than 4 bytes.
68	Hexadecimal conversion was requested for an insert, but the insert length was greater than 64 bytes.

### 324 (decimal 804)

**Explanation:** Explicit storage get request error.

**Reason Code: Meaning:**

04	Virtual storage not allocated. Unconditional request only.
08	Reserved storage identifier used.
12	Invalid storage identifier used.
16	Size of storage requested was too large.
20	Zero or negative storage size specified.
28	Internal logic error: input header specifies neither a get nor a free request function code. Possible macro error in constructing the interface.
40	Unable to acquire a storage cell.
44	FCQE (free cell queue element) was determined to be invalid.
48	Internal logic error. Free space in a storage cell was determined to be negative or zero.
52	Back level macro used.
804	- Virtual storage not allocated.

### 325 (decimal 805)

**Explanation:** Explicit storage free request error.

**Reason Code: Meaning:**

04	Area to be freed is not an explicit storage extent block.
08	Reserved storage identifier used.
12	Invalid storage identifier used.
16	Size of storage specified was too large.
20	Zero or negative storage size specified.
32	The SCQE containing the storage area to be freed cannot be located.
36	The CQE (cell queue element) was determined to be invalid.

## BLX Abend Codes

48	Internal logic error. Free space in a storage cell was determined to be negative or zero.
52	Back level macro used.
100	Area to be freed is already free.
805	Virtual storage not freed.

### 328 (decimal 808)

**Explanation:** Error in load module (phase) load request.

**Reason Code: Meaning:**

04	Insufficient virtual storage available.
08	Phase not found.
12	System load SVC failure.
24	Internal logic error: input macro list invalidly constructed. Potential macro error in constructing the interface.
28	Contents Directory Entry or Link Pack Directory Entry not found for load module loaded for this request.

**Explanation:** Error in load module (phase) delete request.

**Reason Code: Meaning:**

04	No virtual storage available for phase load.
08	Phase LLE block not found.
12	Failure freeing phase storage, CDE or LLE control blocks.
24	Internal logic error: input macro parameter list invalidly constructed. Potential macro error in constructing the interface.

**Explanation:** Error in date or time request.

**Reason Code: Meaning:**

04	Invalid answer area for time.
00	Invalid answer area length for time.
12	Invalid answer area for date.
16	Invalid answer area length for date.
20	Unknown request type.
32	Back level macro used.

### 32D (decimal 813)

**Explanation:** An error was detected while executing an BLXABEND macro. The invoker's abend code and error reason code remain in the abend parameter list.

**Reason Code: Meaning:**

00	The invoker supplied abend code is greater than 4095.
04	Back level macro used.

### 32D (decimal 821)

**Explanation:** Manage chain error detected.

**Reason Code: Meaning:**

04	Invalid control block chain identifier.
08	Invalid control block pointer for add or replace request.
12	Invalid control block chain manipulator request code.

### 348 (decimal 840)

**Explanation:** Control block extract error.

**Reason Code: Meaning:**

04	Invalid answer area for user ID extraction.
08	Invalid answer area length for user ID extraction.
12	Invalid answer area for environment identification extraction.
16	Invalid answer area length for environment identification extraction.
20	Unknown data set extraction request.
24	Unknown extraction request type.
28	Invalid answer area length for a data set name extraction request.
32	Invalid logical name length specified.
36	Invalid answer area for a data set extraction.
40	Invalid answer area length for a data set characteristics extraction.
44	Invalid answer area length for a data set error reason extraction.
48	Invalid answer area length for a data set message anchor extraction.
52	DMCBSTAT field does not specify data set status as OLD, MOD, NEW, or SHR.
56	Back level macro used.

### 34F (decimal 847)

**Explanation:** Set interval timer error.

**Reason Code: Meaning:**

04	Interval time invalid.
----	------------------------

### 350 (decimal 848)

**Explanation:** Dequeue error.

**Reason Code: Meaning:**

04	Invalid logical name specified - data set probably not allocated.
08	Invalid logical name length.
20	Resource was not enqueued.
24	Unknown request type.
32	Back level macro used.

### 352 (decimal 850)

**Explanation:** The print service function encountered an internal error.

**Reason Code: Meaning:**

04	Invalid parameter list length value.
08	Invalid request type (opn) code.
12	Missing or invalid print service control block (PRTCB).
16	Error building the default print service control block (PRTCB). Macro BLXPRDEF was issued internally by module BLXSPRT2.
20	The parameter list name does not match any of the PRTCB Inames.
24	Invalid BLXPRINT macro data type function code.
28	Print data set not allocated at close time.
32	The close task does not match the open task for the print data set.
36	An invocation of BLXEXTRT returned a non-zero return code.

### 353 (decimal 851)

**Explanation:** The SNAP function encountered an internal error.

**Reason Code: Meaning:**

04	Invalid operation parameter.
08	SNAP print file connect error.
12	SNAP print file open error.

## BLX Abend Codes

16	Contradictory DCB characters.
20	Missing or invalid SNAPDUMP control block.
24	Access of SNAPDUMP after close.
28	Invalid parameter list LNAME length.
32	Parameter list LNAME does not match SNAPDUMP control block LNAME.
36	Invalid parameter list FNAME length.
40	Invalid parameter list FNAME.
44	No data access services LNAME found for print.
48	Close task not equal to open task.
52	Invalid identifier or field parameter list.
56	No valid dump request entries.

### 358 (decimal 856)

**Explanation:** Enqueue error.

**Reason Code: Meaning:**

04	Invalid logical name specified - data set probably not allocated.
08	Invalid logical name length.
20	Resource is already enqueued.
24	Unknown request type.
32	Back level macro used.

### 35C (decimal 860)

**Explanation:** BLXESTAE Add or Cancel request error.

**Reason Code: Meaning:**

04	A request to delete an application exit added by a BLX module was made by a non-BLX module.
16	The STIXIT control block for the application exit routine to be deleted, cannot be located.
24	The Active Task Block (ATB) address is invalid.
28	The BLXESTAE function code supplied is invalid.

### 378 (decimal 888)

**Explanation:** Vector table manipulation error.

**Reason Code: Meaning:**

04	Unknown request.
08	Invalid request to add, delete, or replace a BLX function matrix code.
12	Invalid function matrix code.
16	Invalid vector table.
20	Anchor control block name is unknown at the requested scope of reference.
24	STIB (service table interface block) already contains maximum supported number of function matrix codes.
28	Function matrix code already in use.
32	Function matrix code not in use.
36	Unable to change anchor control block use count.
40	STIB does not exist for an alter (delete or replace) request.
44	Vector table pointers do not match an alter (delete or replace) request.
48	Anchor control block pointers, obtained via the supplied anchor control block names, do not match for an alter (replace or delete) request.



52	Internal logic error: master STIB does not exist.
56	Internal logic error: no STIB slot is available in the STIB slot mask.
60	Internal logic error: STIB slot value changed during a replace request.
64	Internal logic error: input parameter list deemed to be invalidly constructed. Potential macro error in constructing the interface.
68	Old and new FMC do not match for replace.
72	Back level macro used.
76	Invalid anchor name length for an ADD or DELETE request.
80	Invalid anchor name length for a REPLACE request.

### 379 (decimal 889)

**Explanation:** Anchor manipulation error.

**Reason Code: Meaning:**

04	Decrement request caused the anchor control use count to become negative.
08	Anchor pointer did not match the one contained in the ANC (anchor control block) entry for an alter (delete or replace) request.
12	Invalid find request.
16	Invalid delete request.
20	Invalid replace request.
24	Internal logic error: input parameter list invalidly constructed. Potential macro error in constructing the interface.
32	Increment request not issued from a BLX service routine.
36	Decrement request not issued from a BLX service routine.
40	Back level macro used.
44	Invalid anchor control block name length.
48	Invalid anchor control block name length for a REPLACE request.

### 37A (decimal 890)

**Explanation:** Service router detected error.

**Reason Code: Meaning:**

04	Bad function matrix code.
08	STIB (service table interface block) function matrix code field is zero; function set not defined.
12	Vector table function code entry contains zeros; requested function not available.
16	Bad function code.
20	Zero vector table pointer.
24	No STIB exists.
28	ATB (Active Task Block) pointer in save area is zeros.
32	ATB pointer does not point to an ATB.

### 37D (decimal 893)

**Explanation:** BLX Services termination error.

**Reason Code: Meaning:**

04	Data sets remain allocated and open to another task.
08	Error occurred during close and free data sets operation.
12	Call was made to terminate BLX services from a subtask of the master BLX task.
16	Unable to free storage for BLXCDAS0.
20	Unable to free storage for BLXSSERV.
24	Unable to free storage for STIB.

## BLX Abend Codes

28	Unable to free storage for the MCB.
32	Unable to free storage for the ATB.
36	Unable to free area containing a phase loaded by BLXLOAD.
40	Unable to free area containing the CDE.
44	Unable to free area containing the LLE.
48	Unable to free a storage cell for a user storage identifier.
52	Unable to free a storage cell for a BLX system storage identifier.
56	GETVIS error.
60	Locate directory error.
64	Load of BLXSTERM failed.
68	FREEVIS error.
72	Sub-task not detached by application.

### 37F (decimal 895)

**Explanation:** The message text split internal function (BLXSPLIT) detected an error.

**Reason Code: Meaning:**

04	Message length is less than one.
08	Maximum line length is less than one.
12	Character string count is less than one.
16	Text pointer is invalid.

### 380 (decimal 896)

**Explanation:** BLX Services initialization error.

**Reason Code: Meaning:**

08	GETVIS failure.
12	FREEVIS failure.
16	Locate directory error.
20	Load of BLXSSERV failed.
24	Unable to add the anchor control block for the MCB (master control block).
28	Unable to set the anchor control block for the MCB in use and cannot be deleted.
32	Unable to add the anchor control block for the ATB (active task block).
36	Unable to set the anchor control block for the ATB in use and cannot be deleted.
40	DAS initialization failed.
44	Invalid system identifier specified by the caller.
48	Invalid sub-environment identifier specified by the caller.
52	Sub-environment major control block was not specified by caller.
56	Invalid user identifier length specified by the caller.
60	GETVIS failure.
64	Locate directory error.
68	Load of DAS module failed.
72	GETVIS error.
76	Get directory entry for BLXSINIT error.
80	Load of BLXSINIT error.
84	FREEVIS error.

### 381 (decimal 897)

**Explanation:** Lockword control error.

**Reason Code: Meaning:**

04	Lockword is already locked or unlocked for an initialization request.
08	Lockword is not locked for a free request.
12	Lockword is damaged.

**382 (decimal 898)**

**Explanation:** Automatic storage error.

**Reason Code: Meaning:**

04	Unable to obtain an automatic storage block.
08	Unable to free an automatic storage block.

**383 (decimal 899)**

**Explanation:** Data access services error.

**Reason Code: Meaning:**

04	Invalid logical name length in parameter list.
08	Invalid DMCB ID or DMCB (data access services control block) pointer for conditional allocation.
12	Invalid parameter list file entry.
16	Invalid chain identifier.
20	Invalid chain anchor pointer.
24	Invalid chain request code.
28	Parameter list file name does not match allocated ddname for conditional allocation candidate.
32	Error from logical name chain add request.
36	Error from DAS vector table add request.
40	Invalid model block ID in MODELS module.
44	Invalid parameter list model name length.
48	Parameter list model name not found in MODELS module.
52	Invalid allocation model override parameter key code.
56	Invalid allocation model override keyname parameter value.
60	Invalid allocation model override parameter length.
64	More than maximum of 32 allocation override parameters.
68	Allocation parameter text unit space (1024 bytes) exceeded.
72	Invalid allocation model text unit key code.
76	DYNALLOC error analysis failed.
80	Logical name not found on logical name chain.
84	Invalid data access services free override parameter key code.
88	Invalid data access services free override indirect displacement parameter value.
92	Invalid data access services function request code.
100	Record format not defined or not supported.
104	Label type not defined or not supported.
108	VSAMFAIL error analysis failed.
112	IKJEFF02 TSO message build failed.
116	VSAM SHOWCB request error.
120	DAS error caused VSAM logic error.
125	Close request failed.
128	Control record read failed just after open or prior to close.
132	Control record update failed just after open or prior to close.
136	Verify request failed just after open.
140	End request failed in BLXCVSCL.
144	RPL GENCB request failed.
148	RPL MODCB request failed.
152	SHOWCB request failed.

## BLX Abend Codes

164	POINT to control record failed.
168	Buffers can not be invalidated in the current VSAM environment (as defined by the ACB).
172	Error detected in VSAM control block chain.
176	An application program has updated the data set after having opened it for read-only processing - this exposes other applications to read integrity problems.
180	Task requesting pseudo-open, pseudo-close, or shutdown is different than the task which first requested pseudo-open.
184	Open for output requested to a data set allocated as read-only.
188	Access requested to a data set not open or not open for output.
192	Put requested for key equal zero to a high contention VSAM key-sequenced data set.
196	Error return code from VSE label macro format function.
200	Invalid module entry point.
204	BLXDDEQ0 passed a non-zero system DEQ return code.
208	Invalid DAS function for non-VSAM data set.
212	Invalid RPL handle (does not point to a RPL handle control block).
216	Invalid RPL handle (points to an inactive RPL handle control block).

### 3E8 (decimal 1000)

**Explanation:** SDB chain format error.

**Reason Code: Meaning:**

04	Length of SDB does not correspond to accumulated lengths of SDEs.
08	Panel name not alphameric.
12	Panel type flag not set.
16	SDEXREFI reserved flags not zero.
20	Length of correlated word greater than key of SDIDS.
24	Correlated prefixed word contains no slash.
28	Correlated encoded word is not first SDEXRFI in SDE.
32	Correlated encoded word found but SDEZWRDE flag not set on.
36	Length of SDE does not correspond to accumulated lengths of variable sections. Register 4 points to the expected end of the SDE.



## BSS-Prefix Common Security Functions Messages

The BSS-Prefix messages are issued by the Common Security Functions:

BSS0xxx	issued during initialization of the System Authorization Facility (SAF)
BSS1xxx	
BSS3xxx	issued by the common initialization routine BSSINIT

---

**BSS001D ICHSF100 NOT LOADED. REPLY U TO CONTINUE WITHOUT SAF**  
**Explanation:** The System Authorization Facility (SAF) initialization phase ICHSF100 could not be loaded because the GETVIS or the LOAD request failed. SAF is not available. No security manager can be started.  
**System Action:** System initialization stops until the operator replies.  
**Operator Response:** Reply U to continue initialization without SAF. Otherwise, correct the problem and re-IPL the system, so that SAF can be included.  
**Programmer Response:** None.

---

**BSS101E SAF IS NOT ACTIVE**  
**Explanation:** The System Authorization Facility (SAF) is not available due to previous problem. No security manager can be started.  
**System Action:** The SAF error exit issues message BSS106D.  
**Operator Response:** None.  
**Programmer Response:** None.

---

**BSS102I UNABLE TO OBTAIN STORAGE FOR SAF INITIALIZATION**  
**Explanation:** There is not enough SVA space available for the required SAF parts.  
**System Action:** The SAF error exit issues message BSS101E.  
**Operator Response:** Inform your System Programmer.  
**System Programmer Response:** Increase SVA storage.

---

**BSS103I UNABLE TO LOCATE SAF ROUTER (ICHSFR00) IN SVA**  
**Explanation:** The System Authorization Facility (SAF) router phase ICHSFR00 was not found in SVA and could not be loaded from IJSYSRS.SYSLIB. SAF is not available. No security manager can be started.  
**System Action:** The SAF error exit issues message BSS101E.  
**Operator Response:** None.  
**Programmer Response:** None.

---

**BSS104I SYSTEM ERROR DURING SAF INITIALIZATION**  
**Explanation:** During initialization of the System Authorization Facility (SAF), a program check occurred. The SAF error exit was invoked.  
**System Action:** The SAF error exit issues message BSS101E.  
**Operator Response:** None.  
**Programmer Response:** None.

---

**BSS105I ACTIVE SAF EXIT: ICHRTX00**  
**Explanation:** The System Authorization Facility (SAF) installation exit, module ICHRTX00, is in use.  
**System Action:** System initialization proceeds.  
**Operator Response:** None.  
**Programmer Response:** None.

---

**BSS106D RE-IPL OR REPLY U TO CONTINUE WITHOUT SAF**  
**Explanation:** The System Authorization Facility (SAF) error exit issues this message after BSS101E to let the operator decide whether to continue without SAF or to re-IPL.  
**System Action:** System initialization stops until the operator replies.  
**Operator Response:** Reply U to continue initialization without SAF. Otherwise, correct the problem and re-IPL the system, so that SAF can be included.  
**Programmer Response:** None.

---

**BSS108I ACTIVE SAF EXIT: IRRSXT00**  
**Explanation:** The System Authorization Facility (SAF) installation exit, module IRRSXT00, is in use.  
**System Action:** System initialization proceeds.  
**Operator Response:** None.  
**Programmer Response:** None.

---

**BSS109I UNABLE TO LOCATE SAF ROUTER IRRSFR10 IN SVA**  
**Explanation:** The System Authorization Facility (SAF) router phase IRRSFR10 was not found in SVA and could not be loaded from IJSYSRS.SYSLIB. SAF is not available. No security manager can be started.  
**System Action:** The SAF error exit issues message BSS101E.  
**Operator Response:** None.  
**Programmer Response:** None.

---

**BSS110I UNABLE TO OBTAIN STORAGE FOR SECURITY INITIALIZATION**  
**Explanation:** The System Authorization Facility (SAF) issued a GETVIS macro for storage in SVA, to load security parts. The GETVIS failed.  
**System Action:** The SAF issues message BSS111I or BSS112I.  
**Operator Response:** None.  
**Programmer Response:** None.

---

**BSS111I NO SVC-APPENDAGE ROUTINE LOADED. SEC=NO ASSUMED**  
**Explanation:** During IPL, SYS SEC=YES was specified but the security SVC appendage routine DTSECSVC could not be loaded.

**System Action:** SYS SEC=NO is assumed.  
**Operator Response:** None.  
**Programmer Response:** None.

**BSS112I NO SECURITY CLEANUP ROUTINE LOADED**

**Explanation:** The cleanup routine BSSCLEAN could not be loaded.

**Programmer Response:** If the this message follows BSS110I ensure that there is enough system GETVIS storage. Otherwise ensure that the phase BSSCLEAN is in IJSYSRS.SYSLIB .

**BSS113I UNABLE TO LOCATE BSM ROUTER BSSRFR10 IN SVA**

**Explanation:** The Basic Security Manager router phase BSSRFR10 could not be loaded.

**System Action:** System continues processing. Client certificates (as used by CICS CWS with SSL and client authentication) cannot get the assigned user IDs.

**Operator Response:** None.

**Programmer Response:** Make sure that all security phases required for the access control function are catalogued into the system library.

**BSS301I WRONG PARTITION USED FOR SECURITY MANAGER INITIALIZATION**

**Explanation:** The security initialization routine BSSINIT was used outside of BGINIT to start the initialization of the security manager.

**System Action:** BSSINIT issues message BSS313D.

**Operator Response:** None.

**Programmer Response:** Ensure that the security initialization routine BSSINIT is called from \$0JCL (BGINIT) first before other partitions are started. In unattended nodes it is accepted that the OCCF partition has been started earlier.

**BSS302I OTHER PARTITIONS ARE ACTIVE BEFORE SECURITY IS INITIALIZED**

**Explanation:** The security initialization with BSSINIT must be done before other partitions are active.

**System Action:** BSSINIT issues message BSS313D.

**Operator Response:** None.

**Programmer Response:** Ensure that the security initialization routine BSSINIT is called from \$0JCL (BGINIT) first before other partitions are started. In unattended nodes it is accepted that the OCCF partition is active in parrallel.

**BSS303I INITIALIZATION OF EXTERNAL SECURITY MANAGER FAILED**

**Explanation:** The initialization of External Security Manager (ESM) failed. For more information see previous messages.

**System Action:** BSSINIT issues message BSS313D.

**Operator Response:** None.

**Programmer Response:** None.

**BSS304I RC rc FROM SECURITY MANAGER INITIALIZATION**

**Explanation:** The initialization routine BSSINIT has invoked the security manager provided initialization routine and got the return code *rc*.

**System Action:** BSSINIT issues message BSS313D.

**Operator Response:** None.

**Programmer Response:** Review your security manager documentation for this return code.

**BSS305D SERVER NOT RESPONDING. REPLY R TO RETRY OR C TO CANCEL WAIT**

**Explanation:** The initialization routine BSSINIT issued this message after waiting a certain time for the response from the security server partition to let the operator decide whether to continue without security server, wait again for the server, or re-IPL.

Possible reasons are:

- A procedure other than the ESM provided one for the server partition was used.
- The start of the phases BSSINIT and/or ESM server phase are not in the procedure of the server partition.
- The ESM server phase is not conform with the IBM provided interface.

If you reply C and SYS SEC=YES was specified, the startup protection of VSE files, libraries, sublibraries, and members continues. Only userids from DTSECTAB might be available.

**System Action:** System initialization stops until the operator replies.

**Operator Response:** Reply R to go on waiting for the server or reply C to continue without server.

**Note:** To continue without server may result in subsequent errors. If the failing security does not allow to solve the problem, a re-IPL with SYS SEC=RECOVER might be required. After the problem is fixed a re-IPL without SYS SEC=RECOVER is required to leave the recovery mode.

**Programmer Response:** None.

**BSS306I SVC-APPENDAGE ROUTINE NOT SWITCHED FOR ESM**

**Explanation:** BSSINIT could not establish security SVC appendage routine DTSECEM. For more information see previous messages.

**System Action:** BSSINIT issues message BSS313D.

**Operator Response:** None.

**Programmer Response:** None.

**BSS307I PARTITION STATUS (r15 / r1)**

**Explanation:** The security initialization routine BSSINIT has verified the status of the specified partition for the security server. An unexpected status was returned from internal service GETFLD FIELD=PSTAT in register 15 (*r15*) or register 1 (*r1*). The partition has probably not been allocated.

**System Action:** The system issues message BSS311I.

**Operator Response:** None.

**Programmer Response:** Ensure that the specified partition is allocated. If the problem persists, it might be a system error. Contact IBM for a search of its known-problems data base.

**BSS308I GET PIK FAILED.**

**Explanation:** The Basic Security Manager initialization routine could not get the Partition Identification Key (PIK) for the specified server partition.

**System Action:** The system issues message BSS311I.

**Operator Response:** None.

**Programmer Response:** This is probably a system error. Contact IBM for a search of its known-problems data base.

---

**BSS309I** PHASE *name* NOT LOADED

**Explanation:** The BSSINIT could not load the phase *name*.

**System Action:** BSSINIT issues message BSS310I.

**Operator Response:** None.

**Programmer Response:** None.

---

**BSS310I** THE FUNCTION *fn* FAILED WITH RETURN CODE *rc*

**Explanation:** The function *fn* invoked by BSSINIT failed with return code *rc*.

**System Action:** BSSINIT issues message BSS313D.

**Operator Response:** None.

**Programmer Response:** Analyze the meaning of the return code.

---

**BSS311I** SERVER PARTITION *fn* CANNOT BE STARTED

**Explanation:** The partition *fn* was specified as the server partition. This partition could not be started due to a severe error (see previous message).

**System Action:** The system issues message BSS313D.

**Operator Response:** Inform your system programmer.

**Programmer Response:** Ensure that the partition, which was specified via SYS SERVPART= , is correct.

---

**BSS312I** INITIALIZATION OF BSM WITH SERVER PARTITION FAILED

**Explanation:** The initialization of Basic Security Manager (BSM) failed.

**System Action:** BSSINIT issues message BSS313D.

**Operator Response:** None.

**Programmer Response:** None.

---

**BSS313D** RE-IPL OR REPLY U TO CONTINUE WITHOUT SECURITY MANAGER

**Explanation:** The common security initialization routine issues this message after an error has occurred to let the operator decide whether to continue without any security manager or to re-IPL.

If you reply U and SYS SEC=YES was specified, the startup protection of VSE files, libraries, sublibraries, and members continues. Only userids from DTSECTAB might be available

**System Action:** Security initialization stops until the operator replies.

**Operator Response:** Reply U to continue initialization without any security manager. Otherwise, correct the problem and re-IPL the system, so that security manager can be included.

**Note:** To continue without a successfully initialized security manager may result in subsequent errors. If the failing security does not allow to solve the problem, a re-IPL with SYS SEC=RECOVER might be required. After the problem is fixed a re-IPL without SYS SEC=RECOVER is required to leave the recovery mode.

**Programmer Response:** None.

---





---

## BSSD-Prefix BSSDCERT Messages

The BSSD-Prefix messages are issued by the BSSDCERT program. BSSDCERT is used for SSL client authentication together with the callable service initACEE to get the defined user Id for a certificate. The purpose of BSSDCERT is to administrate a list of client certificates and the assigned user IDs (called mapping list).

---

### BSSD01I      TABLE OF DIGITAL CERTIFICATES                   ACTIVATED

**Explanation:** The table of digital certificates and the assigned user IDs have been loaded into storage. It is now available for client authentication.

**System Action:** System continues processing.

**System Programmer Response:** None.

**Operator Response:** None.

---

### BSSD02I      DC SERVICE FAILED AT COMMAND *cmd*

**Explanation:** The digital certificate service failed to process the command *cmd*.

For more information about the reason for the failure see preceding messages.

**System Action:** Processing of the service program is terminated.

**System Programmer Response:** Correct the problem and rerun the program.

**Operator Response:** None.

---

### BSSD03I      THE FUNCTION *fn* FAILED WITH RETURN                   CODE *rc*

**Explanation:** The function *fn* invoked by BSSDCERT failed with return code *rc*.

**System Action:** BSSDCERT terminates.

**System Programmer Response:** Analyze the meaning of the return code, correct the problem, and rerun the program.

**Operator Response:** None.

---

### BSSD04I      BSSDCERT CALLED WITH WRONG                   PARAM= SPECIFICATION

**Explanation:** BSSDCERT was called without specifying PARAM= or PARAM= was specified without data.

**System Action:** BSSDCERT terminates.

**System Programmer Response:** Correct the problem and rerun the program.

**Operator Response:** None.

---

### BSSD05I      UNKNOWN COMMAND *cmd*

**Explanation:** *cmd* is not a valid BSSDCERT command.

**System Action:** BSSDCERT terminates.

**System Programmer Response:** Correct the problem and rerun the program.

**Operator Response:** None.

---

### BSSD06I      INVALID COMMAND *cmd* RC = *rc*.

**Explanation:** The BSSDCERT command *cmd* is invalid. The reason is indicated by the *rc* value:

RC      Meaning

1      The first parameter (= command name) has more than 3 characters.

2      The second parameter (= first command parameter) has more than 8 characters.

3      The third parameter (= second command parameter) has more than 8 characters.

4      The fourth parameter (= third command parameter) has more than 7 characters.

**System Action:** BSSDCERT terminates.

**System Programmer Response:** Correct the problem and rerun the program.

**Operator Response:** None.

---

### BSSD07I      REQUIRED PARAMETER MISSING OR                   INVALID

**Explanation:** A command was specified with BSSDCERT but not all required parameters were provided.

**System Action:** BSSDCERT terminates.

**System Programmer Response:** Correct the problem and rerun the program.

**Operator Response:** None.

---

### BSSD10I      ERROR PROCESSING MEMBER                   *library.sublibrary.member.type*

**Explanation:** A command specified with BSSDCERT failed to use a VSE library member. The reason is described in the subsequent message.

**System Action:** BSSDCERT terminates.

**System Programmer Response:** Correct the problem and rerun the program.

**Operator Response:** None.

---

### BSSD11I      OPEN FAILED. MEMBER DOES NOT EXIST

**Explanation:** BSSDCERT tries to open a VSE library member which does not exist. For the member name see message BSSD10I.

**Note:** An ACT or LST command will fail with this message, if there was no ADD command issued before. The first ADD command allocates the VSE library member for the mapping list.

**System Action:** BSSDCERT terminates.

**System Programmer Response:** Correct the problem and rerun the program.

**Operator Response:** None.

---

### BSSD12I      OPEN FAILED. SUBLIBRARY DOES NOT                   EXIST

**Explanation:** BSSDCERT tries to open a VSE library member but the requested sublibrary does not exist. For the sublibrary name see message BSSD10I.

**System Action:** BSSDCERT terminates.

**System Programmer Response:** Correct the problem and rerun the program.

**Operator Response:** None.

**BSSD13I OPEN FAILED. LIBRARY DOES NOT EXIST**

**Explanation:** BSSDCERT tries to open a VSE library member but the requested library does not exist. For the library name see message BSSD10I.

**System Action:** BSSDCERT terminates.

**System Programmer Response:** Correct the problem and rerun the program.

**Operator Response:** None.

**BSSD14I LIBRM OPEN FAILED WITH RC = rc  
REASON = rs**

**Explanation:** BSSDCERT tries to open a VSE library member but got an unexpected return code *rc* with reason code *rs* from LIBRM macro invocation. For the member name see message BSSD10I.

**System Action:** BSSDCERT terminates.

**System Programmer Response:** See the System Macro Reference for the meaning of the return code. Correct the problem and rerun the program.

**Operator Response:** None.

**BSSD15I LIBRM GET FAILED WITH RC = rc  
REASON = rs**

**Explanation:** BSSDCERT tries to read data from a VSE library member and got an unexpected return code *rc* with reason code *rs* from LIBRM macro GET invocation. For the member name see message BSSD10I.

**System Action:** BSSDCERT terminates.

**System Programmer Response:** See the System Macro Reference for the meaning of the return code. Correct the problem and rerun the program.

**Operator Response:** None.

**BSSD16I MEMBER DOES NOT CONTAIN A  
MAPPING LIST**

**Explanation:** BSSDCERT reads data from a provided mapping member but the data is not a mapping list. For the member name see message BSSD10I.

**System Action:** BSSDCERT terminates.

**System Programmer Response:** Correct the problem and rerun the program.

**Operator Response:** None.

**BSSD17I BAD IO REQUEST CODE: iorc**

**Explanation:** BSSDCERT got an error on an internal IO service request.

**System Action:** BSSDCERT terminates.

**System Programmer Response:** Rerun the program. If it still fails, save the bad IO request code *iorc* and contact IBM for help.

**Operator Response:** None.

**BSSD18I SSL SERVICE FAILED: service RC = rc**

**Explanation:** BSSDCERT uses the service *service* to process a SSL certificate and got an unexpected return code *rc*.

**System Action:** BSSDCERT terminates.

**System Programmer Response:** See SSL for VSE User's Guide for the meaning of the return code. Correct the problem and rerun the program.

**Operator Response:** None.

**BSSD19I LIBRM PUT FAILED. LIBRARY IS FULL**

**Explanation:** BSSDCERT failed to write a member to a VSE library. There was not enough space available in this library. For the library name see message BSSD10I.

**System Action:** BSSDCERT terminates.

**System Programmer Response:** Correct the problem and rerun the program.

**Operator Response:** None.

**BSSD20I LIBRM PUT FAILED WITH RC = rc  
REASON = rs**

**Explanation:** BSSDCERT tries to write data to a VSE library member and got an unexpected return code *rc* with reason code *rs* from LIBRM macro PUT invocation. For the member name see message BSSD10I.

**System Action:** BSSDCERT terminates.

**System Programmer Response:** See the System Macro Reference for the meaning of the return code. Correct the problem and rerun the program.

**Operator Response:** None.

**BSSD21I RECORD FORMAT OR RECORD LENGTH  
INVALID ON INPUT MEMBER**

**Explanation:** BSSDCERT failed to add a certificate. The member that should contain a Base64-formatted certificate does not have a fixed record format or does not have a record length greater than 63.

**System Action:** BSSDCERT terminates.

**System Programmer Response:** Correct the problem and rerun the program.

**Operator Response:** None.

**BSSD22I ACCESS CONTROL FAILED. MEMBER  
NOT OPENED**

**Explanation:** BSSDCERT is used with a user ID which is not authorized to access the required member. For the member name see message BSSD10I.

**System Action:** BSSDCERT terminates.

**System Programmer Response:** Correct the security definition and rerun the program.

**Operator Response:** None.

**BSSD23I INVALID CERTIFICATE**

**Explanation:** BSSDCERT failed to add a certificate. For more information about the reason see the subsequent message.

**System Action:** BSSDCERT terminates.

**System Programmer Response:** Correct the problem and rerun the program.

**Operator Response:** None.

**BSSD24I SERIAL NUMBER AND ISSUER'S NAME  
TOO LONG**

**Explanation:** BSSDCERT failed to add a certificate. The length of the serial number plus the length of the issuer's name exceeds 245.

**System Action:** BSSDCERT terminates.

**System Programmer Response:** Correct the problem and rerun the program.

**Operator Response:** None.

---

**BSSD25I      MAPPING MEMBER IS EMPTY**

**Explanation:** BSSDCERT failed to change or delete an entry in the certificate mapping list. The mapping member does not exist or is empty. For the member name see message BSSD10I.

**System Action:** BSSDCERT terminates.

**System Programmer Response:** Correct the problem and rerun the program.

**Operator Response:** None.

---

**BSSD26I      ENTRY *entry* NOT FOUND**

**Explanation:** BSSDCERT failed to delete or change an entry in the certificate mapping list. The entry *entry* was not found in the mapping list.

**System Action:** BSSDCERT terminates.

**System Programmer Response:** Correct the problem and rerun the program.

**Operator Response:** None.

---

**BSSD27I      MEMBER NAME ALREADY DEFINED**

**Explanation:** BSSDCERT failed to add a new certificate entry in the certificate mapping list because an entry with this certificate member name already exists.

**System Action:** BSSDCERT terminates.

**System Programmer Response:** Correct the problem and rerun the program.

**Operator Response:** None.



---

## BSST-Prefix User Authentication - Access control for TCP/IP

The BSST-Prefix messages are issued by the VSE provided security exit routine of TCP/IP. This exit routine is not part of the BSM (Basic Security Manager) and it does not belong to the common security functions which are always used during startup. The exit routine is based on the TCP/IP security exit interface. It's purpose is to exploit the BSM signon security and VSE file / library protection. It also provides a basic protection of POWER spool files. The user can activate and stop this exit routine via TCP/IP commands.

---

### BSST01E NOT ENOUGH DYNAMIC STORAGE AVAILABLE. SECURITY EXIT TERMINATES

**Explanation:** The TCP/IP security exit could not allocate storage for its dynamic variables.

**System Action:** The security exit terminates with return code 4. TCP/IP may continue processing.

**System Programmer Response:** Increase partition size.

**Operator Response:** Inform your System Programmer.

---

### BSST02E TCP/IP SECURITY EXIT DOES NOT SUPPORT THIS VSE RELEASE

**Explanation:** The TCP/IP security exit was started on an unsupported VSE release. This exit supports only VSE/ESA 2.4.0 and above.

**System Action:** The security exit terminates with return code 4. TCP/IP may continue processing.

**System Programmer Response:** Use another security exit (TCP/IP sample exit) or upgrade your VSE to VSE/ESA 2.4 or higher.

**Operator Response:** Inform your System Programmer.

---

### BSST03E SERVICE *service* FAILED WITH RC = *rc*

**Explanation:** The service *service* failed with return code *rc*.

**System Action:** The security exit terminates with return code 4. TCP/IP may continue processing.

**System Programmer Response:** See the VSE documentation for the meaning of the return code for this service.

**Operator Response:** Inform your System Programmer.

---

### BSST04E ERROR IN PARAMETER *position* SPECIFIED AT DATA=

**Explanation:** The TCP/IP command DEFINED SECURITY,DRIVER=BSSTISX,DATA=... was specified. With DATA= a list of positional parameters was passed to the security exit. The parameter at position *position* was in error.

**System Action:** The security exit terminates with return code 4. TCP/IP may continue processing.

**System Programmer Response:** See the documentation of this TCP/IP security exit.

**Operator Response:** Inform your System Programmer.

---

### BSST05I PARTS OF THE SECURITY EXIT ARE MISSING. ALL ACCESS REQUESTS WILL BE REJECTED

**Explanation:** The phase BSSTIX might be missing or VSE control blocks are overlaid.

**System Action:** The security exit terminates with return code 4. TCP/IP may continue processing.

**System Programmer Response:** Ensure that BSSTIX.PHASE is available.

**Operator Response:** Inform your System Programmer.

---

### BSST06I SECURITY EXIT USES THE LIST OF EXCEPTIONS

**Explanation:** TCP/IP for VSE/ESA is using the security exit BSSTISX. This exit has located the exception list BSSTIXE and will use it to skip security checks as specified in this exception list.

**System Action:** System continues processing.

**System Programmer Response:** None.

**Operator Response:** None.

---

### BSST10E THE FUNCTION *function* FAILED WITH RC = *rc*

**Explanation:** A function used to start the TCP/IP security exit failed. The reason is shown by the return code.

**System Action:** This is the first line of a two lines message.

For the system action see the second line of message BSST10E.

**System Programmer Response:** See the VSE documentation for the meaning of the return code for this function.

**Operator Response:** Inform your System Programmer.

---

### BSST10E PHASE *phase* NOT LOADED

**Explanation:** This is the 2nd line of message BSST10E. As result of a failing function (see line 1), the phase *phase* was not loaded.

**System Action:** The security exit terminates with return code 4. TCP/IP may continue processing.

**System Programmer Response:** See first message line.

**Operator Response:** Inform your System Programmer.

---

### BSST20I INVALID USER ID *user-id* IP ADDRESS = *ip-address*

**Explanation:** A logon attempt was made from IP address *ip-address* with a user id which is not defined to the security manager.

**System Action:** The security exit terminates with return code 4. TCP/IP indicates a security violation and rejects the logon request.

**System Programmer Response:** None.

**Operator Response:** If this message occurs frequently, inform your security administrator.

---

### BSST21I INVALID PASSWORD FOR USER *user-id* IP ADDRESS = *ip-address*

**Explanation:** A logon attempt was made from IP address *ip-address* with the user id *user-id*. The provided password was invalid.

**System Action:** The security exit terminates with return code



4. TCP/IP indicates a security violation and rejects the logon request.

**System Programmer Response:** None.

**Operator Response:** If this message occurs frequently, inform your security administrator.

**BSST22I**      **PASSWORD EXPIRED FOR USER** *user-id* **IP ADDRESS =** *ip-address*

**Explanation:** A logon attempt was made from IP address *ip-address* with the user id *user-id*. The provided password was expired.

**System Action:** The security exit terminates with return code 4. TCP/IP indicates a security violation and rejects the logon request.

**System Programmer Response:** None.

**Operator Response:** If this message occurs frequently, inform your security administrator.

**BSST23I**      **USER ID** *user-id* **REVOKED IP ADDRESS =** *ip-address*

**Explanation:** A logon attempt was made from IP address *ip-address* with the user id *user-id*. This user id is revoked.

**System Action:** The security exit terminates with return code 4. TCP/IP indicates a security violation and rejects the logon request.

**System Programmer Response:** None.

**Operator Response:** If this message occurs frequently, inform your security administrator.

**BSST24I**      **ACCESS DENIED DUE TO UNSUPPORTED REQUEST. TYPE =** *sxtype* **FTYPE =** *sxfstype*

**Explanation:** TCP/IP received a request which is not supported by the security exit. The values for *sxtype* and *sxfstype* are hexadecimal numbers.

For details see SXBLOK.A of the TCP/IP material.

**System Action:** The security exit terminates with return code 4. TCP/IP indicates a security violation and rejects the request from client.

**System Programmer Response:** None.

**Operator Response:** If this message occurs frequently, inform your security administrator.

**BSST25I**      **ACCESS DENIED DUE TO SPECIFIED OPTIONS**

**Explanation:** The TCP/IP security exit has denied the access request according to the options specified at DEFINE SECURITY, DRIVER=BSSTISX, DATA=options.

**System Action:** The security exit terminates with return code 4. TCP/IP may continue processing.

**System Programmer Response:** None.

**Operator Response:** If this message occurs frequently, inform your security administrator.

**BSST26E**      **FUNCTION** *function* **FAILED WITH R15 =** *r15* **[RC =** *rc* **] [RS =** *rs* **]**

**Explanation:** The processing of an internally used function *function* failed and returned *r15* in register 15. If the function provides an additional return code and reason code, the message contains it as *rc* and *rs*.

**System Action:** The security exit terminates with return code 4. TCP/IP may continue processing.

**System Programmer Response:** See the VSE documentation for the meaning of the return code for this function.

**Operator Response:** Inform your System Programmer.

**BSST27E**      **RACROUTE** *request* **RETURNS** *saf-rc / sm-rc / sm-rs*

**Explanation:** The security exit has issued the RACROUTE request *request* and got unexpected return codes.

**System Action:** The security exit terminates with return code 4. TCP/IP indicates a security violation and rejects the request.

**System Programmer Response:** Check the documentation of the installed security manager for the meaning of the return codes.

**Operator Response:** Inform your System Programmer.

**BSST30I**      **USER** *user-id* **IP ADDRESS =** *ip-address* **[resource-name] [CL(class-name)] [VOL(volume-serial-number)] [ACCESS INTENT(intent)]**

**Explanation:** This message is issued when security exit detects an unauthorized request (violation) made by a client. The user indicated in the first line of the BSST30I message is the execution user id under which the unauthorized request was made. The *ip-address* specifies the IP address of the client.

For further explanations of this message, check the message line that indicates what request was made. This is usually line 2 or 3. For example, it could be INSUFFICIENT ACCESS AUTHORITY. Find this message line among the explanations that follow the message BSST30I, and read the explanation for that message line.

**System Action:** If not described differently in the subsequent BSST30I messages, the security exit terminates with return code 4. TCP/IP indicates a security violation and rejects the request.

**System Programmer Response:** None.

**Operator Response:** If this message occurs frequently, inform your security administrator.

**BSST30I**      **INSUFFICIENT ACCESS AUTHORITY**

**Explanation:** This error occurs when the security exit detects an unauthorized attempt to access a protected resource.

**System Action:** The security exit terminates with return code 4. TCP/IP indicates a security violation and rejects the request from client.

**System Programmer Response:** None.

**Operator Response:** If this message occurs frequently, inform your security administrator.

**BSST30I**      **RESOURCE NOT PROTECTED - ACCESS ALLOWED**

**Explanation:** This error occurs when the security exit detects an unauthorized attempt to access a resource, but the resource is not protected.

**System Action:** The security exit allows the requested access and terminates with a return code of zero.

**BSST30I**      **RESOURCE NOT FOUND - ACCESS DENIED**

**Explanation:** This error occurs when the security exit could not find the specified resource to evaluate the access right.

**System Action:** The security exit terminates with return code 4. TCP/IP indicates a security violation and rejects the request from the client.

**System Programmer Response:** None.

**Operator Response:** If this message occurs frequently, inform your security administrator.

## BST-Prefix Basic Security Manager Messages

The BST-Prefix messages are issued by the following sections of the Basic Security Manager:

BST0xxx	BSM Initialization
BST1xxx	BSM common part
BST2xxx	BSM Security Server
BST3xxx	

---

### BST001I BASIC SECURITY MANAGER INITIALIZED

**Explanation:** Basic Security Manager initialization completed successfully.

**System Action:** System continues processing.

**Operator Response:** None.

**Programmer Response:** None.

---

### BST002I BASIC SECURITY INITIALIZATION FAILED

**Explanation:** The Basic Security Manager could not be initialized.

**System Action:** System returns to caller of the BSM initialization routine.

**Operator Response:** None.

**Programmer Response:** None.

---

### BST003I PHASE *name* NOT LOADED

**Explanation:** The Basic Security Manager initialization could not load the phase *name*.

**System Action:** The BSM initialization terminates.

**Operator Response:** None.

**Programmer Response:** None.

---

### BST004I THE FUNCTION *fn* FAILED WITH RETURN CODE *rc*

**Explanation:** The function *fn* invoked by Basic Security Manager initialization failed with return code *rc*.

**System Action:** The BSM initialization terminates.

**Operator Response:** None.

**Programmer Response:** Analyse the meaning of the return code.

---

### BST005I RCVT NOT BUILD

**Explanation:** The Basic Security Manager initialization routine could not build the RACF Communication Vector Table (RCVT).

**System Action:** The BSM initialization terminates.

**Operator Response:** None.

**Programmer Response:** None.

---

### BST006I GET PIK FAILED

**Explanation:** The Basic Security Manager initialization routine could not get the Partition Identification Key (PIK) for the specified server partition.

**System Action:** The system issues message BST010I.

**Operator Response:** None.

**Programmer Response:** This is probably a system error. Contact IBM for a search of its known-problems database.

---

### BST007I SERVER PHASE NOT FOUND. SERVER PARTITION NOT STARTED

**Explanation:** The Basic Security Manager initialization routine could not find the server routine BSTPSTS.

**System Action:** System does not start the server partition.

**Operator Response:** None.

**Programmer Response:** None.

---

### BST008D SERVER NOT RESPONDING. REPLY R TO RETRY OR C TO CANCEL WAIT

**Explanation:** The Basic Security Manager (BSM) initialization routine issues this message after waiting a certain time for the response from the server partition to let the operator decide whether to continue without server and BSM, wait again for the server, or re-IPL.

Possible reasons are:

- A procedure other than the IBM provided one for the server partition was used.
- The start of the phases BSSINIT or/and BSTPSTS are not in the procedure of the server.

If you reply C and SYS SEC=YES was specified, the startup protection of VSE files, libraries, sublibraries, and members continues. Only userids from DTSECTAB might be available.

**System Action:** System initialization stops until the operator replies.

**Operator Response:** Reply R to go on waiting for the server or reply C to continue without server and BSM.

**Note:** To continue without a successfully initialized security manager may result in subsequent errors. If the failing security does not allow to solve the problem, a re-IPL with SYS SEC=RECOVER might be required. After the problem is fixed a re-IPL without SYS SEC=RECOVER is required to leave the recovery mode.

**Programmer Response:** None.

---

### BST009I PARTITION STATUS ( *r15* / *r1* )

**Explanation:** The security initialization routine BSSINIT has verified the status of the specified partition for the security server. An unexpected status was returned from internal service GETFLD FIELD=PSTAT in register 15 (*r15*) or register 1 (*r1*). The partition has probably not been allocated.

**System Action:** The system issues message BST010I.

**Operator Response:** None.

**Programmer Response:** Ensure that specified partition is allocated. If the problem persists, it might be a system error. Contact IBM for a search of its known-problems database.

**BST010I**      **SERVER PARTITION *fn* CANNOT BE STARTED**

**Explanation:** The partition *fn* was specified as the server partition. This partition could not be started due to a severe error (see previous message).

**System Action:** The system issues message BSS313D.

**Operator Response:** Inform your system programmer.

**Programmer Response:** Ensure that the partition, which was specified via SYS SERVPART= , is correct.

**BST011I**      **BSM INSTALLATION EXIT *name* IS ACTIVE**

**Explanation:** The customer has provided an installation exit for the Basic Security Manager (BSM). The name of the phase is *name*. The BSM has loaded this phase and will use it for the subsequent requests.

**System Action:** System continues processing.

**Operator Response:** Inform your system programmer.

**Programmer Response:** Ensure that the partition, which was specified via SYS SERVPART= , is correct.

**BST012E**      **CANNOT CDLOAD PHASE CLSVXPCC IN MODULE CLSBXPCC**

**Explanation:** This message is issued when a CDLOAD fails in module CLSBXPCC. Most likely, the reason is not enough partition GETVIS.

**System Action:** Processing terminates.

**Operator Response:** Correct the GETVIS problem.

**Programmer Response:** Inform your system administrator.

**BST100E**      *abend-code* **ABEND DURING *request***  
**{PROCESSING | PARAMETER VALIDATION}**

**Explanation:** An failure occurred during Basic Security Manager (BSM) processing of the indicated request.

**System Action:** The BSM processing is terminated.

**Operator Response:** Report the exact text of this message to your system programmer or security administrator, or both.

**Programmer Response:** Try to determine who causes the abend. The abend description in *Messages and Codes* will provide additional assistance. If the issuer of the RACROUTE request is a user routine (such as an installation exit), correct the parameter list. If the issuer is an IBM routine, report the abend problem to IBM.

**BST120I**      **USER(*userid*)**  
**[GROUP(*group-name*)] [*resource-name*]**  
**[CL(*class-name*)]**  
**[VOL(*volume-serial-number*)]**  
**[FROM *profile-name*][(G)]**  
**[ACCESS INTENT(*intent*)]**  
**[ACCESS ALLOWED(*allowed*)]**

**Explanation:** This message is issued when Basic Security Manager (BSM) detects an unauthorized user request (violation).

**Note on message BST120I:**

The first line of the message BST120I identifies the user that

had an authorization problem. A group name is also shown in the first line, if the allowed access right is taken from a group entry of the access list. The other lines of the message describe the request the user was issuing and the reason for the failure.

See the following example:

```
BST120I USER(HUGO ) GROUP(GROUP01 )
BST120I HHXY CL(TCICSTRN)
BST120I INSUFFICIENT ACCESS AUTHORITY
BST120I FROM HHXY
BST120I ACCESS INTENT(READ ) ACCESS ALLOWED(NONE )
```

The message can be interpreted as:

A user with the userid HUGO, a member of group GROUP01, had insufficient access authority to resource HHXY, which is in class TCICSTRN. The BSM profile protecting the resource is HHXY, and it is not a generic profile. The access attempted by HUGO was READ. The access allowed by BSM was NONE, because the group GROUP01 was defined on the access list of the resource HHXY with access authority NONE.

**System Action:** If the phrase INSUFFICIENT ACCESS AUTHORITY appears in the message, the BSM fails the request. For the phrase RESOURCE NOT PROTECTED the BSM allows the request, but the resource managers issuing this request may decide differently.

**Operator Response:** Check the second and third message line. These lines indicate the request and the issued failure. For example, the third line could be INSUFFICIENT ACCESS AUTHORITY. Check all the BST120I message texts and explanations. Follow the security procedures established for your installation. If no such procedures have been established, report the complete text of this message to your security administrator.

**Programmer Response:** None.

**BST120I**      **INSUFFICIENT ACCESS AUTHORITY**

**Explanation:** This error occurs when BSM detects an unauthorized attempt to access a BSM-protected resource.

**System Action:** The BSM denies the requested access.

**BST120I**      **RESOURCE NOT PROTECTED**

**Explanation:** This error occurs when BSM detects an unauthorized attempt to access a resource, but the resource is not protected.

**System Action:** The BSM allows the requested access.

**BST130E**      **XPCC IDENTIFY FAILED WITH RC = *rc***

**Explanation:** The application could not identify itself to the Security Server running in FB. The Basic Security Manager issues a XPCC IDENTIFY which fails with the internal return code *rc*.

For possible return codes see the following list:

RC	Explanation
0	OK
2	Reply required
3	Timeout occurred
4	Partner purged data
5	Partner cleared data
6	Connection is released

RC	Explanation
7	Maintask terminated
8	Invalid task
9	Invalid input address
10	Invalid input length
11	Invalid XPCC control block
12	Invalid request sequence

**System Action:** The indicated request to the Basic Security Manager failed. Processing of the request is terminated.

**Operator Response:** Inform your system programmer.

**System Programmer Response:**

1. Check the system load. End CPU consuming programs or increase the priority of the server partition.
2. If message BST131E occurs again, do an IPL.

---

**BST131E      XPCC CONNECT TO SERVER FAILED WITH RC = rc**

**Explanation:** The application could not connect to the Security Server running in FB through XPCC. The Basic Security Manager issues a XPCC CONNECT to the server partition which fails with the internal return code rc.

For possible return codes, see message BST130E on page 430.

**System Action:** The indicated request to the Basic Security Manager failed. Processing of the request is terminated.

**Operator Response:** Inform your system programmer.

**System Programmer Response:**

1. Check the system load. End CPU consuming programs or increase the priority of the server partition.
2. If message BST131E occurs again, do an IPL.

---

**BST132E      XPCC SEND TO SERVER FAILED WITH RC = rc**

**Explanation:** The application could not send data to the Security Server running in FB through XPCC. The Basic Security Manager issues a XPCC SENDR to the server partition which fails with the internal return code rc.

For possible return codes, see message BST130E on page 430.

**System Action:** The indicated request to the Basic Security Manager failed. Processing of the request is terminated.

**Operator Response:** Inform your system programmer.

**System Programmer Response:**

1. Check the system load. End CPU consuming programs or increase the priority of the server partition.
2. If message BST131E occurs again, do an IPL.

---

**BST201E      COULD NOT CREATE STACK. EXITING.**

**Explanation:** An internal error occurred in the Security Server running in the selected server partition. Stack storage could not be allocated.

**System Action:** The server startup terminates.

**Operator Response:** Check GETVIS for the selected server partition.

**Programmer Response:** None.

---

**BST202E      XPCC IDENTIFY FAILED. EXITING.**

**Explanation:** An internal error occurred in the Security Server running in the selected server partition. The server could not identify itself to other applications using the XPCC service IDENTIFY.

**System Action:** The server terminates.

**Operator Response:** Keep information about this incident. Contact IBM.

**Programmer Response:** None.

---

**BST203E      XPCC CONNECT FAILED. RC = .....**

**Explanation:** An internal error occurred in the Security Server running in the selected server partition. The XPCC connection ECB was posted, but it was impossible to complete the request. RC indicates the XPCC return code.

For possible return codes, see message BST130E on page 430.

**System Action:** The server terminates.

**Operator Response:** Check XPCC return code.

**Programmer Response:** None.

---

**BST204E      XPCC CONNECT TO CLIENT(S) FAILED. EXITING.**

**Explanation:** An internal error occurred in the Security Server running in the selected server partition. The server could not connect to other applications using the XPCC service CONNECT ANY.

**System Action:** The server terminates.

**Operator Response:** Keep information about this incident. Contact IBM.

**Programmer Response:** None.

---

**BST205E      XPCC REPLY FAILED. PARTNER BUFFER TOO SMALL. CONT...**

**Explanation:** An error occurred in the Security Server running in the selected server partition. An application sent a security request to the STS but the provided reply buffer was too small.

**System Action:** The related request is not completed. Processing continues.

**Operator Response:** Keep console information about this incident. Contact IBM.

**Programmer Response:** None.

---

**BST206E      XPCC REPLY FAILED. CONTINUING.**

**Explanation:** An error occurred in the Security Server running in the selected server partition. The service XPCC SENDR failed.

**System Action:** System continues processing.

**Operator Response:** Keep console information about this incident. Contact IBM.

**Programmer Response:** None.

---

**BST207E      XPCC RECEIVE FAILED. BUFFER TOO SMALL. CONTINUING.**

**Explanation:** An error occurred in the Security Server running in the selected server partition. The service XPCC RECEIVE failed because the receive buffer provided by the server is too small.

**System Action:** System continues processing.

**Operator Response:** Keep console information about this incident. Contact IBM.

**Programmer Response:** None.







---

**BST219E      SERVER MAINTASK TERMINATED  
UNEXPECTEDLY.**

**Explanation:** The STS server maintask terminated unexpectedly.  
**System Action:** STS server terminated.  
**Operator Response:** Restart the server. See message BST210 on page 432 for restart possibilities.  
**Programmer Response:** None.

---

**BST220I      POSSIBLE VALUES FOR LOGTIME ARE  
1...9 MINUTES**

**Explanation:** This message is issued by the STS, when an attempt was made to set the LOGTIME interval to an invalid value.  
**System Action:** LOGTIME is set to the default value of 5 minutes  
**Operator Response:** None.  
**Programmer Response:** None.

---

**BST221I      POSSIBLE SECURITY SERVER  
COMMANDS ARE:**

**Explanation:** This message is issued either when an invalid command has been entered, or when the user requested syntax help by issuing the HELP command. You can use the HELP command in one of these ways: (xx indicates the selected server partition).

MSG xx,DATA=?

MSG xx,DATA=HELP

MSG xx,DATA=

**System Action:** The message is followed by several lines showing a list of possible server commands.

**Operator Response:** None.  
**Programmer Response:** None

---

**BST223I      CURRENT STATUS OF THE SECURITY  
TRANSACTION SERVER:**

**Explanation:** This message is issued when the user entered the STATUS command. Issue 'HELP' or '?' to get information about how to enter the STATUS command.

**System Action:** The message is followed by several lines showing information about the server's internal state.

**Operator Response:** None.  
**Programmer Response:** None.

---

**BST224I      GOT RESET REQUEST VIA XPCC.  
RESETTING SERVER.**

**Explanation:** This message is issued when the server got a RESET request via XPCC from another application. The message is intended only to show this fact on the system console.

**System Action:** The server performs the RESET request.  
**Operator Response:** None.  
**Programmer Response:** None.

---

**BST225W      GOT STOP REQUEST VIA XPCC.  
STOPPING SERVER.**

**Explanation:** This message is issued when the server got a STOP request via XPCC from another application. The message is intended only to show this fact on the system console.

**System Action:** The server performs the STOP request, i.e. it terminates.

**Operator Response:** Restart the server. See message BST210 on page 432 for restart possibilities.

**Programmer Response:** None.

---

**BST226W      DO YOU REALLY WANT TO STOP THE  
SECURITY SERVER? (Y/N)**

**Explanation:** This message is issued when the server got a STOP request from the console. The user can reply 'Y' to stop the server, or anything else to resume processing.

**System Action:** If the reply is 'Y', the server terminates. Otherwise the system will continue processing.

**Operator Response:** Reply 'Y' to stop, or anything else to continue.

**Programmer Response:** None.

---

**BST227I      II CONTROL FILE OPENED  
SUCCESSFULLY.**

**Explanation:** The II Control File could be opened successfully through the Security Server command OPENCNTL.

**Programmer Response:** None.

**System Programmer Response:** None.

---

**BST228I      II CONTROL FILE ALREADY OPEN.**

**Explanation:** An attempt to open the II Control File through the Security Server command OPENCNTL failed, because the file is already open.

**Programmer Response:** None.

**System Programmer Response:** None.

---

**BST229W      THE SECURITY SERVER HAS ALLOCATED  
nnnn REQUEST BLOCKS.**

**Explanation:** This is a warning message issued by the Security Server. The server has allocated *nnnn* blocks of storage to hold security requests. This value exceeds a certain limit.

The message is intended to inform the system programmer about a possible problem related to the Security Server. A problem may occur when:

- not all requests which are reaching the server can be processed immediately
- replies can not be sent back to the requesting clients. (The server keeps a request as long as the client does not disconnect). In this case the server has to allocate new storage for each new request.

The server reuses the storage of already processed requests. So the number of allocated request blocks will not increase if the server can reuse already allocated storage.

**Programmer Response:** Inform your system programmer.

**System Programmer Response:** Enter the Security Server STATUS command to get information about the current state of the server. For example, you will get the information about the size of one request block, so that you can calculate the overall allocated storage.

Try to reduce the system load if you think that too much storage is currently allocated by the server.

The server RESET command can be used to decrease the number of free (reusable) storage blocks. Enter the STATUS command to get the number of free request blocks.

---

**BST231I      SERVER ACCEPTED CANCEL. CLEANING UP AND EXITING.**

**Explanation:** The Security Server partition has been cancelled. The server does some cleanup and terminates processing.

**Programmer Response:** None.

**System Programmer Response:** None.

---

**BST234I      SERVER FREED *nnnn* REQUEST BLOCKS**

**Explanation:** The server executed a RESET command. The number of allocated storage blocks for security requests has been decreased. This happens to balance this number between the number of initially allocated blocks and the number of currently allocated blocks.

Use the STATUS command to view the new number of allocated storage blocks.

**Programmer Response:** None.

**System Programmer Response:** None.

---

**BST299I      INTERNAL ERROR IN BSTPSTSM:  
INVALID MESSAGE ID GIVEN.**

**Explanation:** An application tried to issue a message with an unknown message number through module BSTPSTSM.

**System Action:** System continues processing.

**Operator Response:** None

**Programmer Response:** None

---

**BST300E      THE II CONTROL FILE COULD NOT BE OPENED.**

**Explanation:** The II Control File could not be opened during the server startup.

**System Action:** System continues processing, but any subsequent database requests may fail.

**Operator Response:** The OPENCNTL command can be used to open the file.

**Programmer Response:** None.

---

**BST302E      VSAM GET FAILED.**

**Explanation:** The requested VSAM record could not be retrieved from the II Control File. The record file probably exists, but the VSAM GET failed.

**System Action:** System continues processing.

**Operator Response:** Check the II Control File for correctness.

**Programmer Response:** None.

---

**BST303E      VSAM PUT FAILED.**

**Explanation:** The requested VSAM record could not be written to the II Control File. The record file probably exists but the VSAM PUT failed.

**System Action:** System continues processing.

**Operator Response:** Check the II Control File for correctness.

**Programmer Response:** None.

---

**BST304E      VSAM UPDATE FAILED.**

**Explanation:** The related VSAM record could not be updated in the II Control File. The record file probably exists, but the VSAM UPDATE failed.

**System Action:** System continues processing.

**Operator Response:** Check the II Control File for correctness.

**Programmer Response:** None.

---

**BST305E      CACHE PUT FAILURE. RC = .....**

**Explanation:** Internal service CACHEput failed with rc=xxxx

**System Action:** System continues processing.

**Operator Response:** Keep information about this incident. If the problem persists, contact IBM.

**Programmer Response:** None.

---

**BST306I      REQUEST IGNORED. II CONTROL FILE NOT OPEN.**

**Explanation:** The related database service request was ignored because the II Control File is not open.

**System Action:** System continues processing.

**Operator Response:** The OPENCNTL command can be used to open the file.

**Programmer Response:** None.

---

**BST308E      CACHE INITIALIZATION FAILURE.  
RC=xxxx**

**Explanation:** Internal service CACHEinit failed with return code xxxx.

RC = 38: This error can occur when there is not enough DSPACE storage available. The DSPACE size can be checked with QUERY DSPACE. It can be changed via SYSDEF DSPACE... .

**System Action:** System continues processing.

**Operator Response:** For RC = 38 correct the DSPACE definitions. If the problem persists, keep information about the incident and contact IBM.

**Programmer Response:** None.

---

**BST309I      DATABASE CACHING ENDED.**

**Explanation:** A request to stop database caching was received and accepted.

**System Action:** Database caching is stopped.

**Operator Response:** None.

**Programmer Response:** None.

---

**BST310I      DATABASE CACHING STARTED.**

**Explanation:** A request to start database caching was received and accepted.

**System Action:** Database caching is started.

**Operator Response:** None.

**Programmer Response:** None.

---

**BST311I      OPEN FOR BSM CONTROL FILE FAILED,  
INVALID FILE.**

**Explanation:** During server startup the BSM file was opened and contained invalid contents. GET could not find the control record. Wrong file opened or file not initialized.

**System Action:** The server startup terminates.

**Operator Response:** Inform your system programmer.

**Programmer Response:** Check that the correct file is assigned to BSTCNTL. If a newly allocated BSM control file is used, make sure that this control file was initialized via program BSTVINIT. To initialize the BSM control file, IPL the system in recovery mode (SYS SEC=RECOVER).

---

**BST312I** INTERNAL ERROR. *function* FAILED WITH RC = *rc*, *rs*

**Explanation:** During security server startup an internally called function failed with return code *rc*. *rs* shows a reason code, if the failing function provides it.

**System Action:** If a recovery is possible, subsequent reply messages are issued. Otherwise the server startup terminates.

**Operator Response:** Look for additional BST messages and inform your system programmer.

**Programmer Response:** Look for outstanding replies on BST messages and check the message description of these messages. Normally the failing function is a VSE system macro. For details of the failure reason refer to the manual *z/VSE System Macros Reference*. If the failing function is not a system macro, an unexpected internal error occurred. In this case contact your IBM support center and report this message.

---

**BST313W** DSPSERV FAILED WITH R15=08, R0=X"xx0005xx". RETRY? (Y/N)

**Explanation:** During security server startup the DSPSERV CREATE failed to create the data space because of the defined installation criteria.

**System Action:** The server startup waits for reply.

**Operator Response:** Inform your system programmer.

**Programmer Response:** The installation criteria is defined with SYSDEF DSPACE... and can be displayed with QUERY DSPACE (see manuals *z/VSE System Macros Reference* and *z/VSE System Control Statements*). After you have changed the DSPACE values you should reply Y for retry. Otherwise enter N to terminate security server startup.

---

**BST314I** CURRENT DATA SPACE SIZE IS *n* KB

**Explanation:** This message shows the size of the current data space for the BSM control file information.

**System Action:** System continues processing.

**Operator Response:** None.

**Programmer Response:** None.

---

**BST315W** DATA SPACE IS TOO SMALL FOR BSM. ENTER NEW SIZE IN KB.

**Explanation:** During security server startup, the system detects that the defined data space is too small to keep all the information from the BSM control file.

**System Action:** The server startup waits for reply.

**Operator Response:** Inform your system programmer.

**Programmer Response:** Enter a new larger size in KB for the data space. To get the current data space size, look for message BST314I preceding this message.

---

**BST316W** WRONG SIZE VALUE, REENTER. (nnnnnnn)

**Explanation:** The new size specified as a reply for message BST315W was invalid. The value contains other characters than digits.

**System Action:** The server startup waits for reply.

**Operator Response:** Inform your system programmer.

**Programmer Response:** Enter only up to 7 digits for the new size value.

---

**BST317I** RACLIST FAILED, *reason*.

**Explanation:** A RACROUTE LIST request was issued to refresh the data space contents. The refresh failed. Changes to the BSM control file are not active. The reason can be:

- NO BSM DATA SPACE - There is no data space.
- BSM DATA SPACE SIZE TOO SMALL - The data space is too small to keep the refresh data.
- BSM DATA SPACE ALREADY LOCKED - The data space can not be locked for this refresh because it is locked by another task.

**System Action:** The BSM fails the request. The resource managers issuing this request will decide how to continue.

**Operator Response:** None.

**Programmer Response:** If the data space size was too small, use the BSTADMIN command PERFORM DATASPACE SIZE to define a new data space size which will be active with the next IPL. The current data space values can be listed via BSTADMIN command STATUS. The new data space size could also be specified during the next IPL in response to message BST315W. If DATA SPACE ALREADY LOCKED was the problem, ensure that no parallel refreshes are started, and refreshes are not abnormally terminated. An IPL will also clear the lock.

---

**BST800I** BSM CONTROL FILE SUCCESSFULLY INITIALIZED

**Explanation:** This information message occurs as confirmation that the BSM control file was successfully initialized.

**System Action:** System continues processing.

**Operator Response:** None.

**Programmer Response:** None.

---

**BST801I** THE FUNCTION *function* FAILED WITH RC *rc*

**Explanation:** A function used to initialize the BSM VSAM control file failed. The reason is shown by the return code.

**System Action:** The program BSTVINIT terminates with message BST802I.

**Operator Response:** Inform your System Programmer.

**Programmer Response:** See the VSE documentation for the meaning of the return code for this function.

---

**BST802I** BSM CONTROL FILE INITIALIZATION TERMINATES WITH ERRORS

**Explanation:** BSTVINIT failed to initialize the BSM VSAM control file. For details see message BST801I.

**System Action:** BSTVINIT terminates.

**Operator Response:** Inform your System Programmer.

**Programmer Response:** Correct the problem and rerun the program.

---

**BST901A** ENTER COMMAND OR END

**Explanation:** The BSM administration routine is executed from SYSLOG.

**System Action:** Waits for next command or termination request.

**Operator Response:** None.

**Programmer Response:** None.

---

**BST902A CONTINUE**

**Explanation:** A command with the continuation sign is entered from SYSLOG.

**System Action:** Waits for next input line.

**Operator Response:** None.

**Programmer Response:** None.

---

**BST903I END OF INPUT BEFORE END OF COMMAND CONTINUATION**

**Explanation:** For SYSIPT input only: end of file occurs and the last input line has a continuation sign.

**System Action:** The command is not executed.

**Operator Response:** None.

**Programmer Response:** Correct the command input and resubmit the job.

---

**BST904I RETURN CODE OF *function* IS *return-code***

**Explanation:** This message is issued after each command execution or syntax error.

**System Action:** Processing continues.

**Operator Response:** None.

**Programmer Response:** None.

---

**BST905I INTERNAL ERROR. *function* FAILED WITH RC = *rc, rs***

**Explanation:** An internally called function failed with return code *rc*. *rs* shows a reason code, if the failing function provides it.

**System Action:** BSTADMIN terminates.

**Operator Response:** None.

**Programmer Response:** Normally the failing function is a VSE system macro. For details of the failure reason refer to the manual *z/VSE System Macros Reference*. If the failing function is not a system macro, an unexpected internal error occurred. In this case contact your IBM support center and report this message.

---

**BST906I THE REQUIRED BASIC SECURITY MANAGER (BSM) IS NOT ACTIVE**

**Explanation:** Most of the BSTADMIN commands require that the BSM is active. The BSM is not active and the specified command failed.

**System Action:** BSTADMIN terminates. If the system was IPLed in recovery mode (SYS SEC=RECOVER), BSTADMIN treats it as a syntax error.

**Operator Response:** None.

**Programmer Response:** None.

---

**BST907I INVALID INPUT PARAMETER**

**Explanation:** BSTADMIN was called with invalid input parameter (e.g. PARM=...).

**System Action:** BSTADMIN terminates.

**Operator Response:** Retry with correct program specification.

**Programmer Response:** None.

---

**BST910I INVALID COMMAND NAME**

**Explanation:** The input is not a valid BSTADMIN command.

**System Action:** The syntax check is terminated.

**Operator Response:** Retry with correct command name.

**Programmer Response:** Correct the command input and resubmit the job.

---



---

**BST911I INVALID SYNTAX**

**Explanation:** Command syntax error.

**System Action:** The message displays up to 19 bytes of the incorrect command and the command is not executed.

**Operator Response:** Retry with correct command specification.

**Programmer Response:** Correct the command input and resubmit the job.

---

**BST912I MANDATORY OPERAND MISSING**

**Explanation:** A requested operand is not specified.

**System Action:** The command is not executed.

**Operator Response:** Retry with correct command specification.

**Programmer Response:** Correct the command input and resubmit the job.

---

**BST913I THE CLASS IS NOT DEFINED TO BSM**

**Explanation:** The specified resource class is not defined to BSM and can not be processed by the BSM.

**System Action:** The command is not executed.

**Operator Response:** Retry with correct resource class name.

**Programmer Response:** Correct the command input and resubmit the job.

---

**BST914I THE CLASS CAN NOT BE ADMINISTRATED WITH BSTADMIN**

**Explanation:** The specified resource class is defined to BSM but it can not be administrated by BSTADMIN (e.g. classes USER, DATASET, VSELIB, VSESLIB, or VSEMEM).

**System Action:** The command is not executed.

**Operator Response:** None.

**Programmer Response:** Use the class related administration service instead of BSTADMIN.

---

**BST915I THE SPECIFIED DATA SPACE SIZE EXCEEDS THE 2GB LIMIT**

**Explanation:** The specified SIZE value exceeds the VSE system limit.

**System Action:** The command is not executed.

**Operator Response:** Retry with correct size specification.

**Programmer Response:** Correct the command input and resubmit the job.

---

**BST920I OPEN FOR BSM CONTROL FILE FAILED, INVALID FILE**

**Explanation:** The BSM control file was opened and contained invalid contents. Wrong file opened or file not initialized.

**System Action:** The command is not executed.

**Operator Response:** Inform your system programmer.

**Programmer Response:** Check that the correct file is assigned to BSTCNTL. If a newly allocated BSM control file is used, make sure that this control file was initialized via program BSTVINIT. To initialize the BSM control file, IPL the system in recovery mode (SYS SEC=RECOVER).

---

**BST921I COMMAND FAILED, DUPLICATE ENTRY**

**Explanation:** The specified entry was already defined to BSM.

**System Action:** The command is not executed.

**Operator Response:** None.

**Programmer Response:** None.

---

---

**BST922I**      **COMMAND FAILED, NO SUCH ENTRY**  
**Explanation:** The BSM control file has no entry matching the specifications in the command.  
**System Action:** The command terminates.  
**Operator Response:** None.  
**Programmer Response:** None.

---

**BST923I**      *id* **NOT ON ACCESS LIST, DELETE  
IGNORED**  
**Explanation:** The specified group ID or user ID was not found on the access list of this resource.  
**System Action:** The command terminates.  
**Operator Response:** None.  
**Programmer Response:** None.

---

**BST924I**      **MAXIMUM ENTRY SIZE EXCEEDED,  
ENTRY NOT ALTERED**  
**Explanation:** Adding this ID to the access list, the record length of this resource entry would exceed the maximum defined for BSM.  
**System Action:** The command is not executed.  
**Operator Response:** None.  
**Programmer Response:** Reduce the number of access list entries for this resource, i.e. build groups of user IDs and add them to the access list instead of adding single user IDs.

---

**BST925I**      **WARNING, SPECIFIED SIZE IS LESS THAN  
THE LAST SIZE USED**  
**Explanation:** The specified size value is less than the size of the data space used before the last IPL.  
**System Action:** The command is executed.  
**Operator Response:** None.  
**Programmer Response:** Make sure that a data space with the new size can keep the BSM control file contents and the related index information. Use the STATUS command for more details.

---

**BST926I**      **DATA SPACE UPDATE FAILED, *reason***  
**Explanation:** The requested data space refresh failed. Changes to the BSM control file are not active. The reason can be:

- NOT ENOUGH SPACE - The current data space is too small to keep the refresh data.
- LOCKED BY ANOTHER UPDATE - The data space can not be locked for this refresh because it is already locked by another update task.
- NO DATA SPACE FOUND - There is no data space.

**System Action:** The command terminates.  
**Operator Response:** None.  
**Programmer Response:** If the data space size was too small, use the BSTADMIN command PERFORM DATASPACE SIZE to define a new data space size which will be active with the next IPL. The current data space values can be listed via BSTADMIN command STATUS. The new data space size could also be specified during the next IPL in response to message BST315W. If DATA SPACE ALREADY LOCKED was the problem, ensure that no parallel refreshes are started and refreshes are not abnormally terminated. An IPL will also clear this lock.





---

## DFH-Prefix CICS/VSE Messages

---

### Prefix DFH Messages

While CICS/VSE is running, it can produce a variety of different types of messages:

- Console messages advise the system operator of execution progress, or request that decisions be made.
- Messages issued by certain support programs supplied by CICS/VSE that communicate directly with terminal operators.
- Significant events and error occurrences logged by CICS/VSE management modules and support programs and sent to transient data destinations such as the control system master terminal (CSMT).
- Message switching responses generated by the CICS/VSE message switching program (DFHMSP) (described in the *CICS System Definition and Operations Guide*).
- Information macro notes (MNOTEs) directed to programmers; these are informational and no reference documentation is required.

CICS/VSE transaction abend codes are documented under “CICS/VSE Transaction Abend Codes” on page 661 in alphameric sequence.

The failure analysis structure tables (FAST) for some of the more common CICS/VSE transaction abends and operating system abends are contained in the *CICS Problem Determination Guide*.

### Message Identifiers

The first three types of messages mentioned above are usually termed **DFH** messages because they are identified by the characters **DFHccmmn**, where:

**DFH** The identifier assigned by IBM for CICS/VSE modules.

**cc** The CICS/VSE module reference code as follows:

03 – DFHKCP  
04 – DFHPCP  
05 – DFHSCP  
06 – DFHSRP  
07 – DFHDCP  
08 – DFHTAJP  
09 – File control  
10 – DFHTCP  
11 – DFHSKP  
12 – DFHTDP  
13 – DFHTSP  
14 – DFHTRP, DFHTUP  
15 – DFHSIP  
16 – DFHDUP, DFHSTUP  
17 – DFHSTP  
18 – DFHSTKC  
19 – DFHSIP  
20 – DFHACP  
21 – DFHZNAC  
22 – DFHACP  
23 – DFHZCP  
24 – DFHZNAC  
25 – DFHTACP  
26 – DFHZEMW  
28 – DFHRUP  
29 – DFHTEOF

## Prefix DFH

30 – DFHMTPA  
31 – DFHCPP  
32 – DFHLFO  
33 – DFHFEP  
34 – DFHZNAC  
35 – DFHSNP  
36 – DFHXSP  
37 – IRC modules  
39 – DL/I Support  
40 – DFHMCP  
41 – DFHTPR  
42 – DFHZCNR  
43 – DFHCRS (DFHCRQ)  
44 – DFHRTE  
45 – Journaling  
46 – DFHDBP  
47 – DFHVCP  
48 – DFHAMP  
49 – APPC modules  
50 – DFHFDP  
51 – DFHCSDUP  
52 – DFHCSDUP  
53 – DFHPSP  
54 – Report controller  
55 – DFHCSDUP  
56 – DFHCMP  
57 – Emergency restart  
58 – DFHAKP  
59 – DFHBSS  
60 – DFHTOR  
61 – DFHFTAP  
62 – DFHTBS  
63 – DFHBSTZ  
64 – XRF general and active  
    messages  
65 – CICS alternate messages  
66 – CAVM messages  
67 – Overseer messages  
69 – DFHZATD  
70 – DFHECP  
71 – DFHERP  
84 – DFHSIP  
85 – DFHQRY  
99 – National language  
    support

**nn** A two-digit code assigned by CICS/VSE to identify the message within an assembled program.

## Format of Information

Information about a message is presented in the following format:

### Message identifier

The characters that uniquely identify the message in the form DFHccnn

**Severity code** A single character immediately following certain message identifiers to indicate the severity of the message. These codes are:

**A** Action  
**D** Decision  
**E** Error  
**I** Information

**S** Severe error

**W** Warning

**Message text** The words and inserts which make up the text of the message as displayed by CICS/VSE.

**Explanation** The events leading to or following the production of the message.

**System action** The action that has been or will be taken by CICS/VSE.

**User response** The action recommended for the user (the console or terminal operator).

**Destination** The device or log to which the message is sent. This can be one of the following:

- Console
- Terminal end user (terminal operator)
- CICS security (signon) log
- CSMT error log
- CSML signoff log
- CSPW report controller log
- CSTL terminal log
- SYSLST.

**Modules** The names of the modules that determine that the message should be sent. (This is not necessarily the modules that issue the macro to write the message.)

Some messages include a terminal identifier in the message text. This is normally shown as a 4-character terminal identifier. However, when CICS/VSE cannot completely identify a terminal, for example, when intersystem communication is taking place, the terminal identifier is prefixed by the application identification of the system owning the terminal, for example:

applid.termid.

In some messages, the transaction abend code is displayed as "?????" if the EXEC CICS ABEND command or DFHPC TYPE=ABEND macro does not specify an abend code.

A dump is generally available for printing when a CICS/VSE system abend or abnormal termination occurs if the relevant data set has been specified. The dump can be used for problem determination.

Throughout this chapter, the terms "abnormally terminates" and "abnormal termination" are frequently used in a general sense to refer, as applicable, to one of the following:

- The termination of CICS/VSE as a result of either a VSE DUMP macro or, possibly, a VSE EOJ (end-of-job) macro.
- The termination of a transaction or task as a result of a CICS/VSE transaction ABEND macro.

## DFH03xx (DFHKCP) Messages

---

### DFH0301I PROGRAM DFHKCRP CANNOT BE FOUND

**Explanation:** The task control recovery program is not available. CICS/VSE cannot find DFHKCRP in any of the libraries defined in the LIBDEF SEARCH sequence in the CICS/VSE startup job stream.

**System Action:** CICS/VSE terminates abnormally with a dump.

**User Response:** To correct this error, make DFHKCRP available in one of the libraries.

**Destination:** Console

**Module:** DFHKCQ

---

### DFH0302I TASK CONTROL INITIALIZATION FAILED. REASON – xx.

**Explanation:** During task control initialization, CICS/VSE does the steps listed below in the order shown. *xx* in the message is a number indicating which step did not complete successfully. Subsequent steps have not been attempted.

1. Builds the program control table directory.
2. Processes a program control table load module (if any).
3. Purges transaction definitions from the RSD catalog (using DFHCCP) (a **COLD** start after a previous run)
4. Purges transaction definitions from the recovery file (using DFHRCP) (a **COLD** start after a run that used the system log)
5. Restores transaction definitions from the RSD catalog (using DFHCCP) (a **WARM** or **EMERGENCY** restart)
6. Recovers transaction definitions from the recovery file (using DFHRCP) (**EMERGENCY** restart)
7. Processes a profile table load module (if any).
8. Purges profile definitions from the RSD catalog (using DFHCCP) (**COLD** start after a previous run)
9. Purges profile definitions from the recovery file (using DFHRCP) (**COLD** start after a run that used the system log)
10. Restores profile definitions from the catalog (using DFHCCP) (**WARM** or **EMERGENCY** restart)
11. Recovers profile definitions from the recovery file (using DFHRCP) (**EMERGENCY** restart)

**System Action:** CICS/VSE terminates the task under which DFHKCRP is running with an AKCB abend code, and issues message DFH1522.

**User Response:** Use the reason code *xx* to decide which step failed. Examine the trace in the CICS/VSE AKCB transaction dump to see the history of the task that DFHKCRP is running under for further information on the precise cause of the failure.

**Destination:** Console

**Module:** DFHKCRP

---

### DFH0305I A SUSPEND HAS BEEN ISSUED BY xxx TASK

**Explanation:** The CICS/VSE task control program (KCP) has received a request to suspend an internal CICS/VSE system

task (for example, terminal control or task control).

**System Action:** CICS/VSE terminates with a dump, because it depends on the continued processing of its internal system tasks.

**User Response:** Review the dump to determine the cause of the suspend request.

See Part 4 of the *CICS Problem Determination Guide* for guidance on how to get more help with this problem.

**Destination:** Console

**Module:** DFHKCP

---

### DFH0306I AN ATTACH HAS BEEN ISSUED BY PROGRAM *progname* WHEN CICS WAS TERMINATING

**Explanation:** CICS/VSE is in final termination phase and a program invoked during PLT processing has attempted to attach a new task. *progname* appears as '???????' when there is no appropriate name for the ATTACH.

**System Action:** CICS/VSE terminates abnormally with a dump.

**User Response:** Review the relevant PLT program for violation of restriction.

**Destination:** Console

**Module:** DFHKCP

---

### DFH0307 T-O-D CLOCK INOPERATIVE

**Explanation:** CICS/VSE has made 256 attempts to store the current time-of-day, but the clock is still not running.

**System Action:** CICS/VSE terminates abnormally with a dump.

**User Response:** Repair or enable the System/370 system clock and restart CICS/VSE.

**Destination:** Console

**Module:** DFHKCP

---

### DFH0310I UNABLE TO ATTACH TRANSACTION - *transid* TO TERMINAL - *termid*

**Explanation:** When a schedule for terminal *termid* was issued by DFHICP in response to an interval control element (ICE), the terminal was found to be unavailable.

**System Action:** The ICE is freed and CICS/VSE continues without attaching transaction *transid*.

**User Response:** Ensure that, if the terminal was autoinstalled, it has not been logged off.

**Destination:** Console

**Module:** DFHICP

## DFH04xx (DFHPCP) Messages

---

### DFH0401 ABEND *abcode* ISSUED BY *yyy* TASK

**Explanation:** A CICS/VSE task has abended with CICS/VSE transaction abend code *abcode*. *yyy* identifies the task, for example KCP (task control) or TCP (terminal control).

**System Action:** CICS/VSE terminates abnormally with a dump.

**User Response:** For the meaning of *abcode*, see "CICS/VSE Transaction Abend Codes" on page 661.

**Destination:** Console

**Module:** DFHPCP



---

**DFH0402 I/O ERROR ATTEMPTING TO LOAD DFHACP**

**Explanation:** An I/O error was encountered while an attempt was being made to load the abnormal condition program (DFHACP).

**System Action:** CICS/VSE is abnormally terminated.

**User Response:** Correct the cause of the I/O error, and initiate CICS/VSE again.

**Destination:** Console

**Module:** DFHPCP

---

**DFH0403 LOGIC ERROR IN PCP LOAD ROUTINE**

**Explanation:** A program has been loaded, but its processing program table (PPT) entry address cannot be found on the work chain.

**System Action:** CICS/VSE is abnormally terminated and a dump is supplied for examination.

**User Response:** Supply DFHPCP and the system initialization program (DFHSIP) listings for problem determination.

**Destination:** Console

**Module:** DFHPCP

---

**DFH0405 ABEND *abcode2* HAS BEEN ISSUED WHILE PROCESSING ABEND *abcode1* FOR THE SAME TASK, TRANSACTION *tranid***

**Explanation:** Transaction *tranid* abended with abend code *abcode1*. While CICS/VSE was backing out transaction *tranid*, another abend (namely *abcode2*) occurred. CICS/VSE was unable to process the original *abcode1* abend correctly.

**System Action:** CICS/VSE is terminated with a dump.

**User Response:** Investigate why abend *abcode1* occurred. It may be due to an error in the program control program.

**Destination:** Console

**Module:** DFHPCP

---

**DFH0406 PROGRAM DFHPCRP CANNOT BE FOUND**

**Explanation:** The program control recovery program, DFHPCRP, is not available. CICS/VSE cannot find DFHPCRP in any of the libraries in the partition's search sequence.

**System Action:** CICS/VSE terminates abnormally with an IDUMP.

**User Response:** Ensure that the libraries containing the CICS/VSE modules are named explicitly using LIBDEF statements.

**Destination:** Console

**Module:** DFHPCP

---

**DFH04071 PROGRAM CONTROL RESTART FAILED**

**Explanation:** The program control restart task failed to complete. The task has done some essential recovery operations and abended itself with abend code APCA.

**System Action:** CICS/VSE issues message DFH1521, and terminates abnormally. CICS/VSE should have issued a previous message indicating the error that caused the program control restart failure. Depending on the reason for the failure, you may see messages from some other system component (for example, the operating system).

**User Response:** Use the messages to determine why program control restart failed.

**Destination:** Console

**Module:** DFHPCP

---

**DFH0408 ABEND *abcode* HAS BEEN ISSUED DURING POST COMMIT PROCESSING, TRANSACTION *tranid***

**Explanation:** During post commit processing for transaction *tranid*, the transaction issued abend *abcode* (see "CICS/VSE Transaction Abend Codes" on page 661 for an explanation of CICS/VSE Transaction Abend Codes.) An abend during transaction postcommit processing implies that a resource manager cannot syncpoint correctly, and thus that data integrity is at risk.

**System Action:** CICS/VSE terminates abnormally with an IDUMP.

**User Response:** Investigate why the abend occurred.

**Destination:** Console

**Module:** DFHPCP

---

**DFH0409 ABENDS *abcode2* AND *abcode3* HAVE BEEN ISSUED WHILE PROCESSING ABEND *abcode1* FOR THE SAME TASK, TRANSACTION *tranid***

**Explanation:** A task has abended with abend code *abcode1*. While processing this abend, the task abended twice more (in CICS/VSE code) with abends *abcode2* and *abcode3* in that sequence. This may be a permanent abend loop.

**System Action:** CICS/VSE terminates abnormally with an IDUMP.

**User Response:** See "CICS/VSE Transaction Abend Codes" on page 661 for an explanation of the abend codes.

See Part 4 of the *CICS Problem Determination Guide* for guidance on how to get more help with this problem.

**Destination:** Console

**Module:** DFHPCP

---

**DFH0410 UNABLE TO EXECUTE A C PROGRAM AS C/370 SUPPORT IS NOT PRESENT**

**Explanation:** An application has attempted to execute a C program, but C/370 support is not present in the current system. Either the C/370 support module, EDCCICS, has not been loaded correctly, or C/370 initialization has failed.

**System Action:** All transactions attempting to use C/370 will be abended with abend code, APCK, and their programs will be disabled. This message will appear only on the first occasion of the error.

**User Response:** Check that you have installed C/370 successfully, and carried out the necessary steps to enable CICS/VSE support for C. In particular, ensure that you have placed the CICS-C/370 interface module, EDCCICS, in a library concatenated to the PHASE sublibrary search chain statement of the CICS/VSE startup job stream.

**Destination:** Console

**Module:** DFHPCP

---

## DFH05xx (DFHSCP) Messages

---

**DFH0501** CICS ABEND: STORAGE ERROR IN CALL  
IN *progname* {AT OFFSET *yyyyyy* | A COBOL  
PROGRAM | A PL/I PROGRAM | A C/370  
PROGRAM | A RPG PROGRAM}  
RECOVERY {NOT POSSIBLE | NOT  
SPECIFIED | FAILED}

**Explanation:** The offset *yyyyyy* is a hexadecimal value (*X'yyyyyy'*). As a result of a call made in program *progname*, the CICS/VSE storage control program (DFHSCP) detected an error. The error may be one of the following:

1. A program check in DFHSCP (in this case the program status word (PSW) is in the page allocation map (PAM)).
2. The address of a task control area (TCA), held in register 12, is outside the CICS/VSE dynamic storage area.
3. The page allocation map (PAM) is corrupted.
4. Nonmatching duplicate storage accounting areas.
5. Overlapping free area queue elements (FAQEs).
6. The LESTG control area is corrupted.

Recovery either failed or was not attempted, as stated in the message.

**System Action:** CICS/VSE terminates abnormally with a dump.

When the storage control program detects an error, the action taken depends on the error detected and the value of the SVD system initialization parameter.

If **SVD=YES** | *nm*, CICS/VSE tries to recover, unless prevented by the error condition. If recovery succeeds, CICS/VSE continues and no message is issued. If recovery fails, the message says RECOVERY FAILED. If recovery cannot be attempted, the message says RECOVERY NOT POSSIBLE.

If **SVD=NO**, CICS/VSE does not try to recover, and the message says RECOVERY NOT SPECIFIED.

**User Response:** The interrupt code in the PSW indicates the cause of the error.

For further guidance on dealing with storage errors, see the *CICS Problem Determination Guide*.

**Destination:** Console

**Module:** DFHSCR

---

**DFH0504** CICS ABEND: ATTEMPT TO FREE  
STORAGE AT *xxxxxx* BY CALL IN *progname*  
{AT OFFSET *yyyyyy* | A COBOL  
PROGRAM | A PL/I PROGRAM | A C/370  
PROGRAM | A RPG PROGRAM}

**Explanation:** The address specified as *X'xxxxxx'* in a FREEMAIN request is invalid for one of the following reasons:

1. The address is outside the CICS/VSE dynamic storage area.
2. The address is in a page that is currently unallocated.
3. The address does not point to the start of a storage area.
4. The address is not on the TCA storage chain.
5. The address is not on the terminal storage chain.

*progname* is the program name (if the program is not in the PPT, *progname=PROGNAME*). The offset *yyyyyy* is a hexadecimal value (*yyyyyy*).

**System Action:** CICS/VSE terminates abnormally with a dump. No attempt was made to correct the error because **SVD=NO** was included in the system initialization table (SIT).

That is, there is no recovery option in the storage control program (SCP).

**User Response:** If the storage request is issued by a loaded program, the message gives the name of the program, and for an assembler-language program, the offset of the request within it. Alternatively, determine from the trace table which module or program issued the invalid request, or use the return address saved by DFHSCP at TCASCRS. Check the address of the storage to be freed. Check whether the storage has been freed before. Ensure that the storage chains from the TCA or TCTTE are correct and complete.

For further guidance on dealing with storage errors, see the *CICS Problem Determination Guide*.

**Destination:** Console

**Module:** DFHSCR

---

**DFH0505** CICS IS SHORT OF EXTENDED STORAGE

**Explanation:** An unconditional request for storage above the 16MB line has failed, indicating a shortage of VSE storage above the line.

**System Action:** No new tasks will be attached until the unconditional request has been satisfied.

**User Response:** None.

**Destination:** Console

**Module:** DFHSCP

---

**DFH0506** CICS IS UNDER STRESS –  
SHORT-ON-STORAGE

**Explanation:** The storage control program has had to release the storage cushion in order to satisfy a GETMAIN request.

**System Action:** No new tasks will be attached until the cushion has been reacquired.

**User Response:** None.

**Destination:** Console

**Module:** DFHSCP

---

**DFH0507** CICS IS NO LONGER SHORT-ON-  
STORAGE

**Explanation:** The storage cushion has been reacquired.

**System Action:** New tasks may now be attached.

**User Response:** None.

**Destination:** Console

**Module:** DFHSCP

---

**DFH0508** A STORAGE VIOLATION HAS OCCURRED

**Explanation:** Either there has been a program check in the storage control program, or an error has been discovered in a storage chain.

This message is associated with the FFS call label FFS0508 for global user exit XFFDSUP.

**System Action:** The action taken will depend on the value of the SVD parameter specified in the system initialization table or as an operator override. A storage violation dump will be taken if **SVD=YES** was specified, or if **SVD=nm** was specified and fewer than *nm* storage violation dumps have been taken so far. The storage recovery program will attempt to recover from the error unless **SVD=NO** was specified.

**User Response:** For guidance on dealing with storage violations, see the *CICS Problem Determination Guide*.

**Destination:** Console

**Module:** DFHSCR

---

**DFH0509 STORAGE VIOLATION DETECTED BY  
FAQE TRAP, ERROR CODE X'02mm' – FAQE  
TRAP NOW INACTIVE**

**Explanation:** The CICS/VSE storage violation trap (also known as the FAQE trap) has detected a storage violation.  
**System Action:** CICS/VSE writes a storage violation dump and switches off the trap.  
**User Response:** The type of storage violation is indicated by

the error code X'02mm', which is the interrupt code in the PSW in the storage violation dump.

For guidance on dealing with storage violations, see the *CICS Problem Determination Guide*.

**Destination:** Console  
**Module:** DFHTRP

## DFH06xx (DFHSRP) Messages

---

**DFH0601 PROGRAM INTERRUPT OCCURRED WITH  
SYSTEM TASK *taskid* IN CONTROL**

**Explanation:** A program interrupt has been detected in a task running under the terminal control TCA, task dispatcher TCA, or journal control TCA. *taskid* is the system task identifier (for example, TCP, KCP, JJJ). Register 12 contains the address of the current task's TCA.  
**System Action:** The CICS/VSE system recovery program (DFHSRP) invokes an IDUMP and issues an end of job (EOJ) macro.  
**User Response:** See the *CICS Problem Determination Guide* for guidance on dealing with program checks.  
**Destination:** Console  
**Module:** DFHSRP

---

**DFH0607 UNRECOVERABLE INTRAPARTITION  
ERROR**

**Explanation:** The error recovery routine supplied by CICS/VSE has detected an operating system abnormal termination that occurred while a task was accessing an intrapartition destination.  
**System Action:** CICS/VSE abnormally terminates. The code for the original abnormal termination is given in the task control area (TCA) at TCAPCLA.  
**User Response:** Use the supplied dump to determine the cause of the original abnormal termination.  
**Destination:** Console  
**Module:** DFHSRT

---

**DFH0602 PROGRAM INTERRUPT ROUTINE  
REENTERED WHILE PROCESSING  
PROGRAM INTERRUPT FOR THE SAME  
TASK, TRANSACTION *transid***

**Explanation:** The system recovery program (SRP) has detected that a user task has encountered a second program interrupt and is in a potentially recursive situation.  
**System Action:** CICS/VSE is abnormally terminated.  
**User Response:** Give the message to system programmer for review. TCAPCPSW in the task's TCA contains the PSW for the first interrupt. See the *CICS Problem Determination Guide* for further guidance.  
**Destination:** Console  
**Module:** DFHSRP

---

**DFH0608 ERROR HAS OCCURRED IN *programe***

**Explanation:** The error recovery routine supplied by CICS/VSE has detected an operating system abnormal termination while a task was executing in dump control or temporary storage. *programe* will indicate either the dump control or temporary storage program.  
**System Action:** The task is abnormally terminated with a CICS/VSE ASRB abend code. The original abnormal termination code is found in the TCA at TCAATAC.  
**User Response:** Use the supplied dump to determine in which program the original abend occurred.

See the *CICS Problem Determination Guide* for guidance on dealing with the ASRB abend.

**Destination:** Console  
**Module:** DFHSRT

---

**DFH0603 PROGRAM INTERRUPT HAS OCCURRED**

**Explanation:** The system recovery program has detected an unexpected program interrupt. SRT=NO was specified in the system initialization table (SIT) and CICS/VSE does not attempt to recover.

This message is associated with the call label SRP0603D for global user exit XFFDSUP.

**System Action:** CICS/VSE terminates abnormally.  
**User Response:** See the *CICS Problem Determination Guide*.  
**Destination:** Console  
**Module:** DFHSRP

---

**DFH0609 RECOVERY PROGRAM *programe*  
DISABLED OR NOT IN PPT**

**Explanation:** The entry in the system recovery table (SRT) corresponding to the abnormal termination that has occurred, specifies a program (*programe*) that either cannot be located in the processing program table (PPT) or can be located but is disabled.  
**System Action:** CICS/VSE is abnormally terminated.  
**User Response:** If the program cannot be located in the PPT, insert an entry in the PPT or change the SRT entry. If the program can be located but is disabled, enable the PPT entry, or take steps to prevent its disablement.  
**Destination:** Console  
**Module:** DFHSRP

---

**DFH0606 ABEND *abcode* HAS BEEN DETECTED**

**Explanation:** The CICS/VSE partition is about to be abnormally terminated. *abcode* is the VSE cancel code in the format *mm*. For information on the cancel codes, see "VSE/Advanced Functions Cancel Codes" on page 733.  
**System Action:** For system abends and user abends that specify the dump option, CICS/VSE is abnormally terminated with a dump.  
**User Response:** None.  
**Destination:** Console  
**Module:** DFHSRP

---

**DFH0610 ERROR HAS OCCURRED IN JOURNAL  
CONTROL PRGM**

**Explanation:** The CICS/VSE-supplied error recovery routine has detected an operating system abnormal termination while a user task was processing in the journal control program.  
**System Action:** CICS/VSE is abnormally terminated. The original abnormal termination code is given in the task control area (TCA) at TCAATAC. A CICS/VSE dump is provided.  
**User Response:** Determine the cause of the abnormal termination.

**Destination:** Console  
**Module:** DFHSRT

---

**DFH0611 ABNORMAL TERMINATION COMPLETE**

**Explanation:** An abnormal termination has occurred that caused the STXIT AB exit to be entered. This message indicates that the STXIT AB exit has finished all of its processing and is about to return control to VSE for a dump prior to termination of the CICS/VSE job. VSE prints the cause of the original entry into STXIT AB as the reason for the dump.

**System Action:** CICS/VSE is abnormally terminated with a dump.

**User Response:** Use the supplied dump to determine the cause of abnormal termination and correct.

**Destination:** Console  
**Module:** DFHSRP

---

**DFH0612 ABEND RECOVERY HAS BEEN REENTERED BY SAME TASK**

**Explanation:** The system recovery program (SRP) has detected that a user task has encountered a second operating system abnormal termination and is in a potentially recursive situation.

**System Action:** CICS/VSE terminates abnormally, and provides a dump.

**User Response:** The program status word (PSW) and registers for the second abnormal termination are in the SRP save area.

**Destination:** Console  
**Module:** DFHSRP

---

**DFH0613 ABEND HAS OCCURRED WITH SYSTEM TASK IN CONTROL**

**Explanation:** An abend is detected in a task running under the terminal control TCA, task dispatcher TCA, or journal control TCA.

**System Action:** CICS/VSE is terminated with a dump.

**User Response:** Use the supplied dump to determine the cause of the abend, and take the necessary action to correct it.

**Destination:** Console  
**Module:** DFHSRP

---

**DFH0615 PROGRAM INTERRUPT HAS OCCURRED IN RECOVERY TASK**

**Explanation:** A VSE abend was interrupted by the CICS system recovery program, DFHSRP. A program interrupt has occurred while executing the recovery logic specified in the system recovery table (SRT).

This message is associated with the call label SRP0615D for global user exit XFFDSUP.

**System Action:** CICS terminates abnormally with a dump.

**User Response:** Review the CICS 0615 abend dump.

Determine the PSW and registers at the time of the initial ABEND from the STAE save area in DFHSRP. The same information about the program interrupt can be found in the SPIE save area in DFHSRP.

**Destination:** Console  
**Module:** DFHSRP

---

**DFH0616 PROGRAM DFHJCSDJ CANNOT BE FOUND. JOURNAL FILES CANNOT BE CLOSED**

**Explanation:** DFHJCSDJ is not in the program library. Therefore CICS/VSE cannot close the journal files.

**System Action:** CICS/VSE terminates abnormally with a dump.

**User Response:** Ensure DFHJCSDJ is available.

Before restarting CICS/VSE, the operator may need to write tape marks.

**Destination:** Console  
**Module:** DFHTCRP

---

**DFH0617 LOADER SUBTASK CANNOT BE REATTACHED**

**Explanation:** The CICS/VSE STXIT AB exit has been entered during abnormal termination processing. The exit issued a VSE ATTACH macro to reattach the CICS/VSE loader subtask. The ATTACH failed because the maximum number of VSE tasks had been reached.

**System Action:** CICS/VSE STXIT AB processing continues as normal except that the user exit code defined in the system recovery table (SRT) is not given control.

**User Response:** Ensure that there are sufficient VSE subtasks available if it is vital that user exit code gets control during STXIT AB processing. Otherwise ignore the message.

**Destination:** Console  
**Module:** DFHSRP

---

**DFH0618 JOURNAL CONTROL SUBTASK CANNOT BE REATTACHED**

**Explanation:** The CICS/VSE STXIT AB exit has been entered during abnormal termination processing. The exit issued a VSE ATTACH macro to reattach the journal control subtask. The ATTACH failed because the maximum number of VSE tasks had been reached.

**System Action:** STXIT AB processing continues normally, except that a LINK is not made to DFHJCSDJ to shutdown journal control. Any journal control activity currently in progress is not completed, and the journal control files are not closed.

**User Response:** Ensure that sufficient VSE subtasks are available when CICS/VSE is running.

**Destination:** Console  
**Module:** DFHSRP

---

**DFH0621 CICS WILL DUMP, THEN ATTEMPT TO RESUME**

**Explanation:** CICS/VSE has intercepted a VSE abend, and has run a recovery routine.

This message is associated with the call label SRPDMP2 for global user exit XFFDSUP.

**System Action:** The failing task abends with code ASRB. CICS/VSE processing continues normally. Depending on the VSE abend intercepted, CICS/VSE may take a dump.

**User Response:** None  
**Destination:** Console  
**Module:** DFHSRP

---

**DFH0623 - THE SYSTEM RECOVERY PROGRAM HAS DETECTED A TCA CORRUPTION**

**Explanation:** Recovery processing started for a task that has a corrupted task control area (TCA). In particular, either TCASYAA or TCACSOAD is invalid.

**System Action:** CICS terminates abnormally with a dump.



**User Response:** Use the dump to determine the cause of the TCA corruption and take the necessary action to correct it. Additional debug information is contained in the system recovery program static storage area (addressed by SSASRP). Immediately following the eyecatcher 'CORRUPT TCA INFO' there are four consecutive 4-byte addresses as follows:

- TCASYAA (possibly corrupted)

- Corrected value of TCASYAA (established from the address of the user TCA minus the length of the system TCA)
- TCACSOAD (possibly corrupted)
- Corrected value of TCACSOAD (established from CSAOPFLA)

**Destination:** Console  
**Module:** DFHSRP

## DFH07xx (DFHDCP) Messages

---

**DFH0710**     *applid* : DUMP DATA SET  
{DFHDMPA | DFHDMPB} IS BEING  
OPENED

**Explanation:** CICS/VSE issues this message during startup to tell you which dump data set is being opened. *applid* is the VTAM application identifier for the CICS/VSE system, as specified in the APPLID operand of the system initialization table (SIT).

**System Action:** CICS/VSE opens the dump data set named in the message.

**User Response:** No action necessary, unless you wish to keep a manual record of the dump data set being used.

**Destination:** Console  
**Module:** DFHDCP

---

**DFH0711**     *applid* : DUMP DATA SET  
{DFHDMPA | DFHDMPB} IS FULL

**Explanation:** CICS/VSE has detected an end-of-data-set condition in a dump data set and has closed the data set. *applid* is the VTAM application identifier for the CICS/VSE system, as specified in the APPLID operand of the system initialization table (SIT).

**System Action:** CICS/VSE closes the dump data set named in the message.

**User Response:** The master terminal program can be used to switch dump data sets if a second data set is available.

**Destination:** Console  
**Module:** DFHDCP

---

**DFH0712**     *applid* : SWITCHING TO DUMP DATA SET  
{DFHDMPA | DFHDMPB}

**Explanation:** The operator has requested that an automatic switch of the dump data set should occur when the current data set is full. *applid* is the VTAM application identifier for the CICS/VSE system, as specified in the APPLID operand of the system initialization table (SIT).

**System Action:** The dump data set named in the message will now receive dump output.

**User Response:** None  
**Destination:** Console  
**Module:** DFHDCP

---

**DFH0713**     *applid* : UNABLE TO OPEN DUMP DATA  
SET {DFHDMPA | DFHDMPB}. DUMP  
INOPERATIVE

**Explanation:** CICS/VSE cannot open the dump data set named in the message. The data set named was derived from the DUMPDS operand of the system initialization table. *applid* is the VTAM application identifier for the CICS/VSE system, as specified in the APPLID operand of the system initialization table (SIT).

**System Action:** CICS/VSE initialization continues. Dump requests will be ignored.

**User Response:** Provide DD statements for DFHDMPA and (if required) DFHDMPB in the CICS/VSE startup JCL.

**Destination:** Console  
**Module:** DFHDCP

---

**DFH0714**     *applid* : DUMP DATA SET DFHDMPA WILL  
BE USED. DUMPDS=AUTO CAN NOT BE  
RESOLVED; ERRORS ON RESTART DATA  
SET

**Explanation:** You specified DUMPDS=AUTO in the system initialization table; however CICS/VSE cannot read the dump data set control record from the restart data set. CICS/VSE therefore does not know which dump data set was used for the last run and has to make an arbitrary decision on which to use this time. *applid* is the VTAM application identifier for the CICS/VSE system, as specified in the APPLID operand of the system initialization table (SIT).

**System Action:** CICS/VSE opens the DFHDMPA dump data set.

**User Response:** If you want to use the DFHDMPB dump data set for this run use the master terminal transaction CEMT to switch dump data sets. Investigate the failure to read the restart data set and correct the problem.

**Destination:** Console  
**Module:** DFHDCP

---

**DFH0715**     *applid* : DUMP DATA SET DFHDMPA WILL  
BE USED. DUMPDS=AUTO CAN NOT BE  
RESOLVED; CICS IS IN STANDBY MODE

**Explanation:** You specified DUMPDS=AUTO in the system initialization table; however you also specified XRF=YES and START=STANDBY. Standby CICS/VSE cannot read the dump data set control record from the restart data set because this identifies the current dump data set used by active CICS/VSE. Standby CICS/VSE therefore has to make an arbitrary decision on which dump data set to use. *applid* is the VTAM application identifier for the CICS/VSE system, as specified in the APPLID operand of the system initialization table (SIT).

**System Action:** CICS/VSE opens the DFHDMPA dump data set.

**User Response:** If you want to use the DFHDMPB dump data set for this run use the master terminal transaction CEBT to switch dump data sets.

**Destination:** Console  
**Module:** DFHDCP

---

**DFH0716**     *applid* : THE ACTIVE DUMP DATA SET  
CAN NOT BE NOTED; ERRORS ON  
RESTART DATA SET

**Explanation:** CICS/VSE has opened a dump data set, but was unable to (re)write the dump data set control record to the restart data set. *applid* is the VTAM application identifier for the CICS/VSE system, as specified in the APPLID operand of the system initialization table (SIT).

**System Action:** If you specify DUMPDS=AUTO in the system initialization table for the next run, CICS/VSE may open the wrong dump data set.

**User Response:** When you restart CICS/VSE use either DUMPDS=A or DUMPDS=B as a system initialization override to specify explicitly the dump data set that was NOT in use when this run terminates. The probable cause of this problem is an I/O error in which case this message will have been preceded by a VSAM message.



**Destination:** Console  
**Module:** DFHDCCP

---

**DFH0717**     *applid* : THE ACTIVE DUMP DATA SET  
 CAN NOT BE NOTED; CICS IS IN  
 STANDBY MODE

**Explanation:** Standby CICS/VSE has opened a dump data set but cannot (re)write the dump data set control record to the restart data set because this identifies the current dump data set being used by active CICS/VSE. *applid* is the VTAM application identifier for the CICS/VSE system, as specified in

the APPLID operand of the system initialization table (SIT).  
**System Action:** If you use specify DUMPDS=AUTO in the system initialization table for the next run then CICS/VSE may open the wrong dump data set.

**User Response:** When you restart CICS/VSE use either DUMPDS=A or DUMPDS=B as a system initialization override to specify explicitly the dump data set that was NOT in use when this run terminates.

**Destination:** Console  
**Module:** DFHDCCP

## DFH08xx (DFHTAJP) Messages

---

**DFH0801**     C.I.C.S TIME ALTERED FROM *hh.mm.sss* TO  
*hh.mm.sss*

**Explanation:** This console message is printed when the operating system-maintained time of day has been rolled back (for example, when the operating system clock is reset to zero at midnight). *hh* is hours, *mm* is minutes, and *sss* is tenths of seconds.

**System Action:** CICS/VSE has recognized the condition and adjusted its own time of day to agree with that of the operating system.

**User Response:** None.

**Destination:** Console  
**Module:** DFHTAJP

warning message is sent to the console operator during the execution of the time adjustment program if the system detects a processor clock failure at that time. Immediate corrective action (if possible) must be taken by the console operator, if the clock has been disabled for any reason.

**System Action:** CICS/VSE abnormally terminates itself after the condition is detected.

**User Response:** The ability to enable or disable the time-of-day clock is under the control of the console operator. If the clock is disabled, it must be enabled immediately.

**Destination:** Console  
**Module:** DFHTAJP

---

**DFH0802**     S/370 CLOCK INOPERATIVE ... EXTERNAL  
 ACTION REQUIRED

**Explanation:** CICS/VSE execution is dependent on the continued operation of the processor time-of-day clock. This

## DFH09xx (DFHFCEP) Messages

---

**DFH0903I**     PROGRAM DFHFCEP CANNOT BE  
 FOUND

**Explanation:** During emergency restart, CICS/VSE was unable to attach the file control restart program, which was needed to back out incomplete file changes.

This message is associated with the FFS call label FLCB85 for global user exit XFFDSUP.

**System Action:** CICS/VSE restart continues, but file control is not available.

**User Response:** If you want to run transactions that access files, you must terminate CICS/VSE and restart it successfully. To do this, ensure that DFHFCEP is available in a library accessible by CICS/VSE.

**Destination:** Console  
**Module:** DFHFCEP

some other system component (for example, an access method).

**User Response:** First, if CICS/VSE has requested a response, you must reply. If you reply GO, CICS/VSE continues processing, but without file control. If you reply CANCEL, CICS/VSE terminates abnormally with a dump.

Use the messages and dumps to find out the cause of the failure.

**Destination:** Console  
**Module:** DFHFCEP

---

**DFH0909I**     PROGRAM DFHFCS NOT AVAILABLE –  
 UNABLE TO OPERATE ON FILE STATES

**Explanation:** During system initialization, CICS/VSE could not find DFHFCS, the file control module that sets the state of each data set resource.

CICS/VSE cannot find DFHFCS in any of the libraries defined in the LIBDEF SEARCH sequence in the CICS/VSE startup job stream.

**System Action:** CICS/VSE terminates abnormally.

**User Response:** To correct this error, make DFHFCS available in one of the libraries.

**Destination:** Console  
**Module:** DFHFCEP

---

**DFH0904I**     FILE CONTROL RESTART FAILED

**Explanation:** The CICS/VSE file control restart task could not complete because a necessary step failed. The task has done some essential recovery operations and abended with code AFCB.

**System Action:** CICS/VSE writes a transaction dump for the file control restart task.

CICS/VSE sends two messages to the console, one to identify the error detected by the file control restart task, and DFH0904, to say that the task has failed. A third message follows to say that CICS/VSE has terminated abnormally with a dump, or to ask you to reply GO or CANCEL. Depending on the nature of the original error, you may see messages from

---

**DFH0910I**     USER INITIALIZATION PROGRAM  
*progname* NOT AVAILABLE. CICS WILL BE  
 TERMINATED

**Explanation:** During system initialization, CICS/VSE could not find *progname* a user-written exit program, in any of the

libraries defined in the LIBDEF SEARCH sequence in the CICS/VSE startup job stream.

**System Action:** CICS/VSE terminates abnormally.

**User Response:** To correct this error, make *progrname* available in one of the libraries.

**Destination:** Console

**Module:** DFHFICRP

**DFH0914I UNABLE TO INITIATE TRANSACTION CSFU. FILES WILL NOT BE OPENED AT INITIALIZATION**

**Explanation:** Module DFHSIJ1 could not start transaction CSFU. Execution of the DFHIC TYPE=INITIATE macro failed. Probably, the PCT has no definition of CSFU, or the PPT has no definition of DFHFUCU.

**System Action:** CICS/VSE does not open any files at initialization time. If a file is defined in the file control table (FCT) to be opened at initialization time, CICS/VSE will open it on first reference.

**User Response:** Make transaction CSFU and program DFHFUCU available for execution. FN=OPENCLSE, in the DFHPCT and DFHPPT, macros generates all the table entries needed for file opening and closing (dynamically as well as at initialization time).

**Destination:** Console

**Module:** DFHSIJ1

**DFH0915I PROGRAM DFHFBCBP NOT AVAILABLE – UNABLE TO BACKOUT FILE CONTROL DATA SETS**

**Explanation:** The CICS/VSE file control backout program, DFHFBCBP, is unavailable.

CICS/VSE cannot find DFHFBCBP in any of the libraries defined in the LIBDEF SEARCH sequence in the CICS/VSE startup job stream.

**System Action:** CICS/VSE does not back out any files during emergency restart. CICS/VSE issues another message asking you to reply GO or CANCEL. If you reply GO, CICS/VSE continues processing, but without file control, and transactions that attempt to use files will abend.

**User Response:** You must decide whether to bring down CICS/VSE immediately or wait until you are ready to retry the emergency restart.

To correct this error, make DFHFBCBP available in one of the libraries.

**Destination:** Console

**Module:** DFHFICRP

**DFH0931E OPEN OF DATA TABLE *tablename* FAILED FOR REASON *n*.**

**Explanation:** CICS/VSE was unable to open the user-maintained data table *tablename* for reason *n*, where *n* is one of the following:

- 1 The data table support initialization module DFHDTINT could not be loaded.
- 2 Some data table support module other than DFHDTINT could not be loaded.
- 3 The source data set for the data table is not a KSDS base data set.
- 4 The data table open module DFHDTOC failed.
- 5 VSE must be IPLed in ESA mode to make use of data tables. This has not been done.

**System Action:** The data table remains closed and is disabled.

**User Response:** The appropriate action depends on the reason as follows:

- 1 Ensure that the data table feature has been installed in your system and that DFHDTINT is present in the library.
- 2 Look for the appropriate VSE console messages indicating failure to load module DFHDTxxx. Make sure this module is present as a library in your LIBDEF search chain.
- 3 Check whether the data table has been associated with a valid source data set.
- 4 Check whether the storage needed for data tables, and any other item, can be obtained from within the CICS address space.
- 5 IPL VSE in ESA mode.

**Destination:** Console and CSMT

**Module:** DFHFCS

**DFH0932E OPEN OF DATA TABLE *tablename* WAS INCOMPLETE FOR REASON *n*.**

**Explanation:** CICS/VSE was unable to treat *tablename* as a CICS-maintained data table for the reason *n*. Possible reasons are the same as those listed for message DFH0931.

**System Action:** The data table's source data set is opened for access as a normal VSAM data set, and no main-storage table built.

**User Response:** The appropriate action depends on the reason number as described for message DFH0931. The need for action may however be less urgent in this case as no function is lost, and only read performance suffers.

**Destination:** Console and CSMT

**Module:** DFHFCS

**DFH0933E VSE FREEVIS FAILURE DETECTED DURING CLOSE OF DATA TABLE *tablename*.**

**Explanation:** An error response (register 15=4) has been returned by a VSE FREEVIS request issued while attempting to release the storage associated with the data table *tablename*. Some storage in the CICS address space was not freed. The error is probably the result of some earlier overwriting of data table control areas.

**System Action:** The data table is closed.

**User Response:** If the problem persists, take a system dump. See Part 4 of the *CICS Problem Determination Guide* for guidance on how to get more help with this problem.

**Destination:** Console and CSMT

**Module:** DFHFCS

**DFH0934E OPEN OF DATA TABLE *table1* WAS INCOMPLETE. DATA TABLE *table2* ALREADY OPEN WITH THE SAME SOURCE.**

**Explanation:** CICS/VSE is unable to treat *table1* as a data table maintained by CICS because the data set to be used as its source is already in use as the source of the data table *table2* which is maintained by CICS.

**System Action:** The data table's source data set is opened for access as a normal VSAM data set, but no main-storage table is built.

**User Response:** Investigate possible reasons for the clash. Perhaps a name was misspelled, or the tables should not be open concurrently, or one table was associated with the wrong data set using the DLBL statement in the JCL.

**Destination:** Console and CSMT

**Module:** DFHFCS

---

**DFH0940I CICS DATA TABLE LOAD HAS STARTED FOR DATA TABLE *tablename*.**

**Explanation:** CICS/VSE file control has detected that an open request has been issued for a data table, and a task has been attached to load the data table.

**System Action:** CICS/VSE continues.

**User Response:** None.

**Destination:** CSMT

**Module:** DFHDTLD1

---

**DFH0941I CICS DATA TABLE LOAD HAS COMPLETED SUCCESSFULLY FOR DATA TABLE *tablename*.**

**Explanation:** The task that was attached to load the data set *tablename* has completed loading.

**System Action:** CICS/VSE continues.

**User Response:** None.

**Destination:** CSMT

**Module:** DFHDTLD1

---

**DFH0942E CICS DATA TABLE LOAD HAS TERMINATED ABNORMALLY FOR DATA TABLE *tablename*, REASON CODE *nn***

**Explanation:** The CICS/VSE task that is loading data table *tablename* has received a reason code of *nn*, where *nn* is one of the following values:

**X'FE'** A shortage of virtual storage has been detected

**X'FD'** An attempt has been made to add more entries to the data table than the maximum specified in the SIZE operand in the FCT entry.

**X'FB'** CICS/VSE file control has requested that the data table load be abandoned, for example a close request to the data table has been made against the data table.

**System Action:**

- The loading transaction that drives the user exit XDTLC indicates that loading completed abnormally. No more records can be added to the data table.
- If this is a data table maintained by CICS/VSE, any records not added to the data table are retrieved from the source data set to satisfy API requests.
- If this is a user-maintained data table, requests to access entries that were not added because of the abnormal completion, result in a 'not found' response code.

**User Response:** The appropriate action depends on the reason code as follows:

**X'FE'** Increase the available virtual storage above the 16 megabyte line.

**X'FD'** Increase the SIZE value in the FCT

**X'FB'** None.

**Destination:** Console and CSMT

**Module:** DFHDTLD1

---

**DFH0943E CICS DATA TABLE LOAD HAS TERMINATED ABNORMALLY FOR DATA TABLE *tablename*, REASON CODE *n***

**Explanation:** The CICS/VSE task that is loading the data table *tablename* has received an unexpected return code from CICS/VSE file control while reading the source data set. *n* is the response code from file control which is documented as an

EIBRCODE value in the *CICS Application Programming Reference* manual.

**System Action:**

- The loading transaction that drives the user exit XDTLC, indicates that loading completed abnormally. No more records can be added to the data table.
- If this is a data table maintained by CICS/VSE, any records not added to the data table are retrieved from the source data set to satisfy API requests.
- If this is a user-maintained data table then requests to access entries that were not added because of the abnormal completion, result in a 'not found' response code.

**User Response:** Investigate the reason for the unexpected return code from CICS/VSE file control.

**Destination:** Console and CSMT

**Module:** DFHDTLD1

---

**DFH0944E UNABLE TO ATTACH CICS DATA TABLE LOAD TASK**

**Explanation:** An attempt to attach the data table loading transaction has failed.

**System Action:** The data table is left in a loading state. CICS/VSE processing continues.

**User Response:** Ensure that the program DFHDTLD1 is in the LIBRARY SEARCH concatenation.

**Destination:** Console

**Module:** DFHDTLD1

---

**DFH0945E CICS DATA TABLE LOAD HAS TERMINATED ABNORMALLY FOR DATA TABLE *tablename*.**

**Explanation:** The special CICS/VSE transaction that was loading data table *tablename* has detected an abnormal termination.

**System Action:** Depending on the cause of this abnormal termination, CICS might produce either a system dump or a transaction dump.

The user exit XDTLC is invoked, if enabled, with the parameter UEPDTORC set to indicate that loading completed normally. CICS then terminates the loading transaction with an abend code of AFCM. No more records can be added to the data table.

If the data table is maintained by CICS, those records which were not added may be retrieved from the source data set to satisfy API requests.

If the data table is user-maintained, requests to access any record which was not added will result in a 'not found' response code.

CICS/VSE processing continues.

**User Response:** Look at the system log for related CICS/VSE messages to determine the original abend detected by the loading transaction. See abend code AFCM in "CICS/VSE Transaction Abend Codes" on page 661 for further information about the cause of the original termination.

**Destination:** Console

**Module:** DFHDTLD1

---

**DFH0950 WARNING. FILE *filename* OPENED WITH VSAM SHROPT 3 OR 4. CICS CANNOT PREVENT CONCURRENT UPDATES.**

**Explanation:** While opening the VSAM file *filename*, CICS/VSE has detected that it is defined with SHAREOPTION 3 or 4. These options allow updating from

multiple partitions. CICS/VSE issues this message as a warning that it cannot prevent concurrent updates to the file.

**System Action:** CICS/VSE opens file *filename* and continues processing.

**User Response:** None, if this exposure is acceptable. If this exposure is unplanned and unacceptable, cancel CICS/VSE, redefine file *filename* with a different SHAREOPTION, and restart CICS/VSE.

**Destination:** Console and CSMT

**Module:** DFHFCS

**DFH0951 OPEN OF FILE *filename* FAILED. JCL NOT AVAILABLE**

**Explanation:** A CICS/VSE attempt to open file *filename* failed because no JCL was supplied for the file.

CICS/VSE file control did not open file *filename* because at initialization, the startup JCL did not include DLBL and EXTENT statements.

**System Action:** CICS/VSE continues processing with file *filename* closed and disabled. Any transaction attempting to use this file will be sent a NOTOPEN condition.

**User Response:** Before resubmitting the transaction, you must allocate the file by supplying the name in JCL or in the FCT. It may be set in the FCT either at FCT assembly time or dynamically via the CEMT transaction or EXEC CICS SET command.

**Destination:** Console and CSMT

**Module:** DFHFCS

**DFH0953 OPEN OR CLOSE OF FILE *filename* FAILED. CICS LOGIC ERROR *eeee cccc***

**Explanation:** While processing a request to open or close file *filename*, CICS/VSE detected an internal logic error in the file control services program. The value of *eeee* identifies the error as follows:

- 8105** The DFHFCS set base dsname block failed. *cccc* is the return code from DFHFCS.
- 8302** Request to DFHFCS for a pool that is not in the FCT.
- 8701** Request to DFHFCS is not OPEN or CLOSE.
- 8704** Request to DFHFCL is not BUILD or DELETE.
- 8705** Request to DFHFCL is for invalid pool number *cccc*.
- 8706** Request to DFHFCL is for pool number *cccc* that is not in the FCT.
- 8707** DFHFCL failed to build BLDVRP parameters. *cccc* is the pool number.
- 8798** Logic error at OPEN detected in DFHFCSFN at offset *cccc*.

**System Action:** CICS/VSE terminates the task with an AFCEI abend, takes an IDUMP, and continues processing with the status of file *filename* unchanged.

**User Response:** This is a CICS/VSE logic error. You should however note that terminating CICS/VSE with an immediate shutdown while opening or closing files can cause such logic errors to occur. This is because CICS/VSE terminates immediately without regard to running tasks.

It is also possible for this error to occur if CICS/VSE has to calculate parameters for the BLDVRP macro (which happens if you do not supply an LSR pool definition by DFHFCT TYPE=SHRCTL), and all attempts to access the VSAM catalog for files in the LSR pool fail.

See the description of abend AFCEI for further guidance.

**Destination:** Console and CSMT

**Module:** DFHFCS

**DFH0955 DYNAMIC ALLOCATION OF FILE *filename* NOT RECORDED ON DESTINATION CSFL - *retcode***

**Explanation:** When CICS/VSE dynamically allocates a file as part of the process of opening it, the data set name is written to the transient data (TD) destination CSFL. If the TD PUT fails, this message is written to the console. *retcode* is the CICS/VSE TD return code.

This message is associated with the FFS call label FCS0955 for global user exit XFFDSUP.

**System Action:** CICS/VSE allocates and opens file *filename*.

**User Response:** Determine the reason for the failure from *retcode*. The *retcode* values are documented as EIBRCODE values in the the *CICS Application Programming Reference*.

**Destination:** Console

**Module:** DFHFCS

**DFH0956 OPEN OF FILE *filename* FAILED. VSAM CATALOG ERROR. RETURN CODE - *rrrr cccc***

**Explanation:** While reading the VSAM catalog to open the VSAM data set *filename*, CICS/VSE file control received the return code *cccc* from a SHOWCAT macro. *rrrr* is an internal code for use by the IBM Support Center.

**System Action:** CICS/VSE writes an IDUMP, and continues processing, with file *filename* closed and disabled. Any transaction attempting to use this file will be sent a NOTOPEN condition.

**User Response:** For the meaning of the return code, see the *VSE/VSAM Commands* book.

If you cannot solve the problem, obtain a VSAM LISTCAT listing for file *filename*. See Part 4 of the *CICS Problem Determination Guide* for guidance on how to get more help with this problem.

**Destination:** Console and CSMT

**Module:** DFHFCS

**DFH0958 OPEN OF FILE *filename* FAILED. VSAM RESOURCE USAGE CONFLICT WITH OPEN FILE**

**Explanation:** CICS/VSE did not open file *filename*, because it found that its ACB specified a different buffer or string resource (NSR or LSR) from that specified by another ACB already open for the same base cluster.

This message is associated with the FFS call label FCS0958 for global user exit XFFDSUP. The FFS call specifies that a partial dump is taken. You cannot use DFHDAP to analyze the dump.

**System Action:** CICS/VSE writes an IDUMP, and continues processing, with file *filename* closed and disabled. Any transaction attempting to use this file is sent a NOTOPEN condition.

**User Response:** Determine the correct buffer or string resource and change the FCT.

**Destination:** Console and CSMT

**Module:** DFHFCS

**DFH0959 OPEN OR CLOSE OF FILE *filename* FAILED. CICS DETECTED ERROR - *eeee***

**Explanation:** CICS/VSE did not open or close file *filename* because the open or close VSE subtask failed. Possible causes of the failure are:



- VSE attempted to abend the task due to a failure in VSAM or VSE code
- A CICS/VSE logic failure in subtask code
- A transaction attempted to open or close a file during CICS/VSE shutdown, after the subtask had terminated.

*eeee* identifies where, within CICS/VSE file control, the error was detected.

**System Action:** CICS/VSE terminates the task with an AFCEI abend, takes an IDUMP, and continues processing with the status of file *filename* unchanged.

**User Response:** This is a probably a logic error in CICS/VSE or another IBM program. See the description of abend code AFCEI in "CICS/VSE Transaction Abend Codes" on page 661 for further guidance.

**Destination:** Console and CSMT

**Module:** DFHFCS

**DFH0960**      **OPEN OF FILE *filename* FAILED. UNABLE TO BUILD LSR POOL. CODE – *code***

**Explanation:** CICS/VSE has requested VSAM to build the LSR pool, but VSAM was unable to complete the request. *code* is the VSAM BLDVRP return code.

**System Action:** CICS/VSE continues processing, with file *filename* closed and disabled. Any transaction attempting to use this file will be sent a NOTOPEN condition.

**Note:** The first time this error occurs, CICS/VSE writes an IDUMP before continuing.

**User Response:** For the meaning of the BLDVRP return code, see the *VSE/VSAM Commands* book.

See Part 4 of the *CICS Problem Determination Guide* for guidance on how to get more help with this problem.

**Destination:** Console and CSMT

**Module:** DFHFCS

**DFH0962**      **LSR POOL *poolname* PARAMETERS INCOMPLETE – FILE *filename*. CATALOG ACCESS ERROR. CODE – *code***

**Explanation:** While CICS/VSE was dynamically calculating the parameters for a local shared resource (LSR) pool, a VSAM SHOWCAT or a VSAM LOCATE failed with return code *code*. Parameters for file *filename* are incomplete.

**System Action:** CICS/VSE retains the accumulated LSR parameters for file *filename*, and continues processing, but attempts no further LSR parameter calculation for file *filename*.

**User Response:** For the meaning of the return code, see the *VSE/VSAM Commands* book. This error indicates a corrupted VSAM catalog. Try to restore the catalog.

See Part 4 of the *CICS Problem Determination Guide* for guidance on how to get more help with this problem.

**Destination:** Console and CSMT

**Module:** DFHFCL

**DFH0963**      **LSR POOL *poolname* NOT DELETED. CODE – *code***

**Explanation:** CICS/VSE requested VSAM to delete the local shared pool (LSR). During processing of the request, a VSAM DLVRP macro failed with return code *code*.

**System Action:** CICS/VSE processing continues with the pool still in existence.

**User Response:** For the meaning of the DLVRP return code, see the *VSE/VSAM Commands* book.

See Part 4 of the *CICS Problem Determination Guide* for guidance on how to get more help with this problem.

**Destination:** Console and CSMT

**Module:** DFHFCS

**DFH0964**      **OPEN OF FILE *filename* FAILED. VSAM CODES – *rrrr cccc***

**Explanation:** CICS/VSE file control issued an open for a VSAM file, *filename*. The open failed with VSAM return code, *cccc*. *rrrr* is the return code in register 15.

**System Action:** CICS/VSE continues processing, with file *filename* closed and disabled. Any transaction attempting to use this file will be sent a NOTOPEN condition.

**User Response:** VSAM will have issued a console error message. Use the VSAM message and the VSAM return code in the CICS/VSE message to solve the problem.

For the meaning of the VSAM return code, see *VSE/VSAM Return and Error Codes* in *z/VSE Messages and Codes, Volume 2*.

**Destination:** Console and CSMT

**Module:** DFHFCS

**DFH0965**      **OPEN OF DAM FILE *filename* FAILED.**

**Explanation:** CICS/VSE file control issued an open for a DAM file, *filename*. The open failed.

This can be caused by an attempt to open a DAM file whose device is assigned IGNORE.

This message is associated with the FFS call label FCS0965 for global user exit XFFDSUP.

**System Action:** CICS/VSE continues processing, with file *filename* closed and disabled. DAM issues a console error message. Any transaction attempting to use this file is sent a NOTOPEN condition.

**User Response:** Ensure that the device of the BDAM file is not assigned IGNORE.

Refer to the DAM console error message for more guidance.

**Destination:** Console and CSMT

**Module:** DFHFCS

**DFH0966**      **OPEN OF FILE *filename* FAILED. UNABLE TO POSITION ESDS. ERROR CODES: *cccc rrrr eeee***

**Explanation:** Before opening the VSAM ESDS file (*filename*) for output, CICS/VSE file control could not determine the end-of-data relative byte address (RBA) correctly. During the positioning process, CICS/VSE may perform any of the following steps, each of which can fail:

1. Determine which VSAM catalog owns the file
2. Open the base cluster (using filename DFHESDS for the base cluster, if it is a path being opened)
3. Read the last record in the file
4. Determine the end-of-data in the file
5. Close the base cluster.

The value of *cccc* in the message indicates the error or the failing function as follows:

- |             |  |
|-------------|--|
| <b>8503</b> | Open base cluster                        |
| <b>8504</b> | Read last record in file                 |
| <b>8506</b> | Close base cluster                       |
| <b>8507</b> | Insufficient storage to get last record  |
| <b>8508</b> | Determine VSAM catalog using LABEL macro |
| <b>8509</b> | Internal processing associated with read |
| <b>8511</b> | Last record in file.                     |



The value of *rrrr* in the message is the return code placed in register 15 by VSAM (for 8503, 8504, 8506, 8509, and 8511) and by VSE/VSAM (for 8508).

The value of *eeee* in the message is:

for 8503 and 8506, the ERROR field in the VSAM ACB for 8504, 8509, and 8511, the FDBK field in the VSAM RPL.

**System Action:** CICS/VSE continues processing, with file *filename* closed and disabled. Any transaction attempting to use this file will be sent a NOTOPEN condition.

**User Response:** For the meaning of the VSAM return codes, see *VSE/VSAM Return and Error Codes* in *z/VSE Messages and Codes, Volume 2*.

**Destination:** Console and CSMT

**Module:** DFHFCS

**DFH0967 ERROR DETECTED WHILE CLOSING FILE *filename* – VSAM CODES *rrrr cccc***

**Explanation:** CICS/VSE file control issued a close for a VSAM file, but the close failed with VSAM return code, *cccc*. *rrrr* is the return code in register 15.

**System Action:** CICS/VSE completes the logical close of file *filename*, leaves the file in CLOSED, UNENABLED state, and continues processing. VSAM closes the ACB.

**User Response:** Use the VSAM return code, *cccc*, and the preceding VSAM console message to determine the cause of the problem.

For the meaning of the VSAM return code, see *VSE/VSAM Return and Error Codes* in *z/VSE Messages and Codes, Volume 2*.

**Destination:** Console and CSMT

**Module:** DFHFCS

**DFH0968 CLOSE OF DAM FILE *filename* FAILED.**

**Explanation:** CICS/VSE file control issued a close for a DAM file, *filename*. The close failed.

This message is associated with the FFS call label FCS0968 for global user exit XFDSUP. The FFS call specifies that a partial dump is taken. You cannot use DFHDAP to analyze the dump.

**System Action:** CICS/VSE continues with file *filename* still open.

**User Response:** DAM has issued a console error message. See the DAM message for further guidance.

**Destination:** Console and CSMT

**Module:** DFHFCS

**DFH0969 CLOSE OF FILE *filename* FAILED. CICS LOGIC ERROR – 8799 *cccc***

**Explanation:** While attempting to close file *filename*, CICS/VSE detected an internal logic error in the file control services program. *cccc* is the offset in DFHFCSN at which the error occurred.

**System Action:** CICS/VSE terminates the task with an AFCEI abend, takes a system dump, and continues processing with the status of the file *filename* unchanged.

**User Response:** See Part 4 of the *CICS Problem Determination Guide* for guidance on how to get more help with this problem.

**Destination:** Console and CSMT

**Module:** DFHFCS

**DFH0970 WARNING. RECOVERABLE FILE, *filename*, OPENED WITH VSAM SHROPT 3 OR 4. CICS CANNOT ENSURE INTEGRITY.**

**Explanation:** While opening the recoverable VSAM file (*filename*) for update, CICS/VSE detected that it was defined with SHAREOPTION 3 or 4, which allows updating from multiple partitions. CICS/VSE issues this message to warn you that it cannot ensure data integrity.

**System Action:** CICS/VSE opens file *filename*, and continues processing.

**User Response:** None, if this integrity exposure is acceptable.

If this integrity exposure is unplanned and unacceptable, cancel CICS/VSE, redefine file *filename* with a different SHAREOPTION, and restart.

**Destination:** Console and CSMT

**DFH0971 OPEN OF FILE *filename* WARNING. IN POSITIONING ESDS. ERROR CODES *rrrr, cccc***

**Explanation:** Before opening the VSAM ESDS file *filename* for output, CICS/VSE file control had to determine the end-of-data relative byte address (RBA). The positioning process involved the dynamic allocation and deallocation of the base cluster to ddname DFHESDS. The deallocation failed.

The S99 return code is *cccc*. *rrrr* is the additional return code in register 15.

**System Action:** CICS/VSE opens the file *filename* and continues processing.

**User Response:**

See Part 4 of the *CICS Problem Determination Guide* for guidance on how to get more help with this problem.

**Destination:** Console

**Module:** DFHFCS

**DFH0972 OPEN OF FILE *filename* FAILED. VSAM CATALOG ENTRY NOT FOUND, RETURN CODE – *rrrr cccc***

**Explanation:** While opening a VSAM file, CICS/VSE file control attempted to retrieve information from the VSAM catalog, using the filename name given in the JCL or FCT. This initial retrieval failed with VSAM return code *cccc* from the SHOWCAT macro.

**System Action:** CICS/VSE continues processing, with file *filename* closed and disabled. Any transaction attempting to use this file will be sent a NOTOPEN condition.

**User Response:** You have probably specified DSNNAME incorrectly in the FCT. If DSNNAME is correctly specified, see the explanation of the SHOWCAT return code in the *VSE/VSAM User's Guide and Application Programming* book.

**Destination:** Console and CSMT

**Module:** DFHFCS

**DFH0974 LSR POOL PARAMETERS INCOMPLETE – FILE *filename*. CATALOG INCONSISTENT – *oooo***

**Explanation:** While dynamically calculating local shared resource (LSR) parameters for file *filename*, CICS/VSE found that a VSAM SHOWCAT macro gave a normal return code, but the object retrieved was logically incorrect. *oooo* is the VSAM object type in error.

**System Action:** CICS/VSE retains the accumulated LSR parameters for file *filename*, and continues processing, but attempts no further LSR parameter calculation for file *filename*.

**User Response:** This error indicates a corrupted VSAM catalog. Try to restore the catalog.

See Part 4 of the *CICS Problem Determination Guide* for guidance on how to get more help with this problem.

**Destination:** Console and CSMT

**Module:** DFHFCL

#### DFH0975 LSR POOL ALREADY EXISTS

**Explanation:** CICS/VSE requested VSAM to build the local shared resource (LSR) pool, but the pool already exists.

**System Action:** CICS/VSE continues processing. If the existing pool is unsuitable, subsequent file OPENS may fail.

**User Response:** Examine the system console log and the LSR statistical data for pool creation and deletion times, and, in the case of the log, for possible pool delete failures. (The simplest and most likely reason for this error is the failure of a previous attempt to delete the pool.)

See Part 4 of the *CICS Problem Determination Guide* for guidance on how to get more help with this problem.

**Destination:** Console and CSMT

**Module:** DFHFCL

#### DFH0977 OPEN OF FILE *filename* FAILED. VSAM CATALOG ERROR. Return code - *eeee,cccc*

**Explanation:** While CICS/VSE was opening file *filename* and retrieving information from the VSAM catalog, an SVC 26 (LOCATE macro) failed with return code *cccc*. *eeee* is the DFHFCL return code, as follows:

**8114** SVC 26 failed on index or data.

**8115** SVC 26 failed on base cluster.

**System Action:** CICS/VSE continues processing with file *filename* closed and its state UNENABLED. Any transaction attempting to use this file is sent a NOTOPEN condition.

**User Response:** If you cannot solve the problem, obtain a VSAM LISTCAT listing for file *filename*. See Part 4 of the *CICS Problem Determination Guide* for guidance on how to get more help with this problem.

**Destination:** Console and CSMT

**Module:** DFHFCL

#### DFH0978 OPEN OF FILE *filename* FAILED. VSAM CATALOG ERROR. RETURN CODE - *rrrr cccc*

**Explanation:** While CICS/VSE was opening file *filename* and retrieving information from the VSAM catalog, the CICS/VSE file control open/close routine (DFHFCL) detected a CICS/VSE logic error. *rrrr* and *cccc* are internal codes for use by the IBM Support Center.

**System Action:** CICS/VSE continues processing, with file *filename* closed and disabled. Any transaction attempting to use this file will be sent a NOTOPEN condition.

**User Response:** Obtain a VSAM LISTCAT listing for file *filename*. Keep this listing and the dump. See Part 4 of the *CICS Problem Determination Guide* for guidance on how to get more help with this problem.

**Destination:** Console and CSMT

**Module:** DFHFCL

#### DFH0979 LSR POOL *poolname* PARAMETERS INCOMPLETE FOR FILE *filename*. ENTRY NOT FOUND. RC - *rrrr*

**Explanation:** While dynamically calculating VSAM LSR parameters, CICS/VSE attempted to retrieve information from the VSAM catalog, using the dataset name in the FCT entry for file *filename*. The catalog access failed with the VSAM return code, *rrrr*, from the SHOWCAT macro.

**System Action:** CICS/VSE continues processing, but will not use any parameters for file *filename* in calculations for the LSR pool.

**User Response:** Ensure that you have correctly specified the JCL for the file, and that the catalog containing the file is included in the JCL. If these checks do not reveal the error, see the meaning of the SHOWCAT return code, *rrrr*, in the *VSE/VSAM Commands* book.

If you cannot solve the problem, obtain a VSAM LISTCAT listing for file *filename*. Keep this listing and the dump. See Part 4 of the *CICS Problem Determination Guide* for guidance on how to get more help with this problem.

**Destination:** Console and CSMT

**Module:** DFHFCL

#### DFH0980 OPEN OF BASE FOR FILE *filename* FAILED. CICS LOGIC ERROR *eeee cccc*

**Explanation:** While trying to open the VSAM KSDS base of a path through which a record insert has been requested for file *filename*, CICS/VSE has detected an internal logic error. The value of *eeee* is one of the following:

**8E01** Request to DFHFCL is not OPEN or CLOSE.

**8E99** Logic error during DFHFCL processing at offset *cccc*.

**System Action:** CICS/VSE takes an IDUMP and terminates the transaction with transaction abend AFCL.

**User Response:** Keep the dump. See Part 4 of the *CICS Problem Determination Guide* for guidance on how to get more help with this problem.

**Destination:** Console and CSMT

**Module:** DFHFCL

#### DFH0982 OPEN OF BASE OF FILE *filename* FAILED. VSAM CODES - *rrrr cccc*

**Explanation:** While trying to open the VSAM KSDS base of a path through which a record insert has been requested for file *filename*, CICS/VSE file control issued an OPEN which failed with the VSAM error code *cccc* from the ACB. *rrrr* is the VSAM return code in register 15.

**System Action:** CICS/VSE takes an IDUMP and terminates the transaction with transaction abend AFCL. VSAM issues a console error message.

**User Response:** Use the VSAM message and the VSAM return code in the CICS/VSE message to solve the problem.

For the meaning of the VSAM return code, see the *VSE/VSAM Commands* manual.

**Destination:** Console and CSMT

**Module:** DFHFCL

#### DFH0983 CLOSE OF BASE FOR FILE *filename* FAILED. CICS LOGIC ERROR - *rrrr cccc*

**Explanation:** While trying to close the VSAM KSDS base of a path through which a record insert has been requested for file *filename*, CICS/VSE file control issued a CLOSE which failed with the VSAM error code *cccc* from the ACB. *rrrr* is the

VSAM return code in register 15.

**System Action:** CICS/VSE takes an IDUMP and continues processing, with base left open.

**User Response:** See Part 4 of the *CICS Problem Determination Guide* for guidance on how to get more help with this problem.

**Destination:** Console and CSMT

**Module:** DFHFCM

**DFH0986 OPEN OF BASE FOR FILE *filename* FAILED. CICS DETECTED ERROR – *eeee cccc***

**Explanation:** CICS/VSE did not open/close the base for file *filename*, because the open/close VSE subtask failed while opening or closing the KSDS (VSAM key-sequenced data set) base of a path through which a record insert had been requested.

Possible causes of the failure include:

- VSE attempted to abend the task due to a failure in VSAM or VSE code.
- A CICS/VSE logic failure in subtask code.
- A transaction attempted to open or close a file during CICS/VSE shutdown, after the subtask had terminated.

*cccc* is the return code from DFHSKP. The value of *eeee* is as follows:

- 8E12** DFHSKP failure on DFHFCM OPEN call.
- 8E13** DFHSKP failure on DFHFCM CLOSE call.
- 8E15** DFHSKP failure on DFHFCM GETLBL for file call.
- 8E16** DFHSKP failure on DFHFCM GETLBL for catalog call.

**System Action:** CICS/VSE terminates the task with an AFCI abend, takes an IDUMP, and continues processing.

**User Response:** This is a probably a logic error in CICS/VSE or another IBM program. See Part 4 of the *CICS Problem Determination Guide* for guidance on how to get more help with this problem.

**Destination:** Console and CSMT

**Module:** DFHFCM

**DFH0987 OPEN OF FILE *filename* FAILED: NOT AVAILABLE FOR TYPE OF PROCESSING VSAM CODES – *eeee, cccc***

**Explanation:** When CICS/VSE attempted to open the VSAM file *filename*, the OPEN failed with the VSAM return codes shown. The probable reason is that the data set is in use by another partition or another ACB in the CICS/VSE partition, and that the VSAM share options prohibit the level of sharing needed to permit the OPEN.

This message is associated with the FFS call label FCS0987 for global user exit XFFDSUP. The FFS call specifies that a partial dump is taken. You cannot use DFHDAP to analyze the dump.

**System Action:** CICS/VSE continues processing, with the file left closed and unenabled.

**User Response:** If the data set is in use by another user, wait until it is free, and retry the OPEN.

**Destination:** Console and CSMT

**Module:** DFHFCS

**DFH0988 LSR POOL PARAMETERS INCOMPLETE – FILE *filename*. CATALOG ACCESS ERROR. CODES – *rrrr, cccc***

**Explanation:** While CICS/VSE was dynamically calculating the parameters for the local shared resource (LSR) pool, a VSAM catalog management request failed. Parameters for file

*filename* are incomplete. *rrrr* is the VSAM return code, and *cccc* is the VSAM reason code.

**System Action:** CICS/VSE retains the accumulated LSR parameters for file *filename* and continues processing, but attempts no further LSR parameter calculation for file *filename*.

**User Response:** See the *VSE/VSAM Commands* book for the meaning of the VSAM codes. This error indicates a corrupted VSAM catalog. See Part 4 of the *CICS Problem Determination Guide* for guidance on how to get more help with this problem.

**Destination:** Console and CSMT

**Module:** DFHFCL

**DFH0989 OPEN OF FILE *filename* FAILED. CATALOG ACCESS ERROR. CODES – *rrrr, cccc, eeee***

**Explanation:** While CICS/VSE was opening file *filename* and retrieving information from the VSAM catalog, a catalog management request failed. *rrrr* identifies where, within CICS/VSE file control, the error was detected; *cccc* is the VSAM return code; and *eeee* is the VSAM reason code.

**System Action:** CICS/VSE continues processing, with file *filename* closed and disabled. Any transaction attempting to use this file will be sent a NOTOPEN condition.

**User Response:** See the *VSE/VSAM Commands* book for the meaning of the VSAM codes. Obtain a VSAM LISTCAT listing for file *filename*. See Part 4 of the *CICS Problem Determination Guide* for guidance on how to get more help with this problem.

**Destination:** Console and CSMT

**Module:** DFHFCS

**DFH0990 OPEN OF BASE FOR FILE *filename* FAILED. ERROR CODES *cccc rrrr***

**Explanation:** CICS/VSE did not open the base for file *filename*, because it was unable to determine the catalog information for the file.

*cccc* indicates the failing function as follows:

- 8E03** Failure of LABEL macro request (GETLBL for file)
- 8E06** Failure of LABEL macro request (GETLBL for catalog)

*rrrr* is the LABEL macro return code in register 15.

**System Action:** CICS/VSE terminates the task with an AFCI abend, takes an IDUMP, and continues processing.

**User Response:** Note the LABEL macro return code. See the description of abend AFCI for further guidance.

**Destination:** Console and CSMT

**Module:** DFHFCM

**DFH0991 OPEN OR CLOSE OF FILE *filename* FAILED. VSE ACCESS AUTHORITY ERROR - *nnnn***

**Explanation:** A failure occurred during execution of the internal subtask while opening or closing a file. VSE has canceled the subtask because the VSE security table has denied access authority. The insert *nnnn* identifies where within file control the condition was detected.

**System Action:** CICS takes an IDUMP.

**User Response:** Contact your security administrator to arrange the necessary access authority.

**Destination:** Console and CSMT

**Module:** DFHFCS

**DFH0996**     *request* OF FILE *filename* SUPPRESSED DUE TO INTERVENTION OF USER EXIT.

**Explanation:** An open, close, enable, or disable request has been issued against the specified file. An exit program enabled at the global user exit point XFCSREQ in CICS/VSE file control has directed CICS/VSE not to carry out the request.

**System Action:** If the request being issued is an enable, disable, or close request, the file state remains unchanged, that is, it remains in the state it was in before the request was issued.

If the request is an open request, the state remains unchanged

unless the file was in a closed, enabled state. In this state, the open request could be an implicit open request (that is, the file is being opened as part of a file API request). If it is an implicit open request, the file state is changed to closed unenabled to ensure the file API request is halted, and a NOTOPEN condition is returned to the application.

**User Response:** Examine the reason for the command being suppressed. This is installation specific.

**Destination:** Console and CSMT

**Module:** DFHFCFS

---

## DFH10xx (DFHTCP) Messages

---

**DFH1001I**     **TERMINAL CONTROL INITIALISATION FAILED**

**Explanation:** The CICS/VSE terminal control restart task could not complete because a necessary step failed. The task has done some essential recovery operations and abended itself with code ATC1.

**System Action:** CICS/VSE writes a transaction dump for the terminal control restart task. CICS/VSE sends two messages to the console, one to identify the error detected by the terminal control restart task, and one, DFH1001, to say that the task has failed. A third message follows, either to say that CICS/VSE has terminated abnormally with a dump or to ask you to reply GO or CANCEL. Depending on the nature of the original error, you may see messages from some other system component (for example, an access method).

**User Response:** First, if CICS/VSE has requested a response, you must reply. If you reply GO, CICS/VSE continues processing, but without terminal control. If you reply CANCEL, CICS/VSE terminates abnormally with a dump. Use the messages and dumps to find out the cause of the failure. See Part 4 of the *CICS Problem Determination Guide* for guidance on how to get more help with this problem.

**Destination:** Console

**Module:** DFHTCRP

**DFH1004E**     **REQUIRED TYPETERM NOT NEXT** *typeterm*

**Explanation:** During a CICS/VSE cold start, an internal error occurred reading the module DFHRDT $xx$  (where  $xx$  is the DFHTCT suffix). The DEFINE TERMINAL command starting with *typeterm* was not followed by a DEFINE TYPETERM command with the name specified in the TYPETERM operand of the DEFINE TERMINAL command.

**System Action:** CICS/VSE does not process the DEFINE TERMINAL command, but initialization continues.

**User Response:** If the unprocessed terminal definition is essential, cancel CICS/VSE. The most likely reasons for this message are:

1. The output of the DFHTCT assembly was corrupted, **or**
2. CICS/VSE code contains a logic error.

This problem can also be caused by a CICS/VSE logic error. See Part 4 in the *CICS Problem Determination Guide* for guidance on how to get more help with this problem.

**Destination:** Console

**Module:** DFHTCRPT

**DFH1005E**     **UNKNOWN DEFINE COMMAND RETURNED BY CUCA.** *command*

**Explanation:** During a CICS/VSE cold start, an internal error occurred reading the module DFHRDT $xx$  (where  $xx$  is the DFHTCT suffix). The CICS/VSE command analyzer returned the command code *command* which is unknown to CICS/VSE.

**System Action:** CICS/VSE does not process the DEFINE command being analyzed, but initialization continues.

**User Response:** If the unprocessed definition is essential, cancel CICS/VSE. The most likely reasons for this message are:

1. The TCT was assembled at a different level of CICS/VSE from that of the system being initialized, **or**
2. The output of the DFHTCT assembly was corrupted, **or**
3. CICS/VSE code contains a logic error.

This problem can also be caused by a CICS/VSE logic error. See Part 4 in the *CICS Problem Determination Guide* for guidance on how to get more help with this problem.

**Destination:** Console

**Module:** DFHTCRPT

**DFH1002I**     **UNABLE TO LINK TO PROGRAM DFHTCRP**

**Explanation:** The CICS/VSE task control recovery program, DFHTCRP, is unavailable. CICS/VSE cannot find DFHTCRP in any of the libraries defined in the LIBDEF SEARCH sequence in the CICS/VSE startup job stream.

**System Action:** CICS/VSE terminates abnormally with a dump.

**User Response:** To correct this error, make DFHTCRP available in one of the libraries.

**Destination:** Console

**Module:** DFHSIII

**DFH1003I**     **PROGRAM DFHTCBP CANNOT BE FOUND – MESSAGE RECOVERY CANNOT BE PERFORMED**

**Explanation:** The CICS/VSE task control backout program, DFHTCBP, is not available. CICS/VSE cannot find DFHTCBP in any of the libraries defined in the LIBDEF SEARCH sequence in the CICS/VSE startup job stream.

**System Action:** CICS/VSE terminates abnormally with a dump.

**User Response:** To correct this error, make DFHTCBP available in one of the libraries.

**Destination:** Console

**Module:** DFHTCRP

**DFH1006E**     **DFHRDT STRING IS BAD:** *string*

**Explanation:** During a CICS/VSE cold start, an internal error occurred reading the module DFHRDT $xx$  (where  $xx$  is the DFHTCT suffix). CICS/VSE cannot interpret the string *string*.

**System Action:** CICS/VSE does not process the RDT (resource definition table), but initialization continues. No VTAM resources defined with macros will be available.



**User Response:** If unavailable resources are essential, use RDO to make them available, or cancel CICS/VSE. The most likely reasons for this message are:

1. The output of the DFHTCT assembly was corrupted, or
2. CICS/VSE code contains a logic error.

See Part 4 in the *CICS Problem Determination Guide* for guidance on how to get more help with this problem.

**Destination:** Console

**Module:** DFHTCRPT

**DFH1007E ERROR IN ANALYZING RDT COMMAND:**  
*command*

**Explanation:** During a CICS/VSE cold start, an internal error occurred reading the module DFHRDTxx (where xx is the DFHTCT suffix). The CICS/VSE command analyzer cannot interpret a DEFINE command. The message gives the start of the command and the analyzer report.

**System Action:** CICS/VSE does not process the DEFINE command, but initialization continues.

**User Response:** If the uninstalled resource is essential, use RDO to make it available, or cancel CICS/VSE. The most likely reasons for this message are:

1. The output of the DFHTCT assembly was corrupted, or
2. CICS/VSE code contains a logic error.

See Part 4 in the *CICS Problem Determination Guide* for guidance on how to get more help with this problem.

**Destination:** Console

**Module:** DFHTCRPT

**DFH1008E ERRORS IN APPLYING DEFAULTS TO RDT COMMAND:** *command*

**Explanation:** During a CICS/VSE cold start, an internal error occurred reading the module DFHRDTxx (where xx is the DFHTCT suffix). The CICS/VSE command analyzer cannot apply defaults to a DEFINE command. The message gives the start of the command and the analyzer report.

**System Action:** CICS/VSE does not process the DEFINE command, but initialization continues.

**User Response:** If the undefined resource is essential, use RDO to make it available, or cancel CICS/VSE. The most likely reasons for this message are:

1. The output of the DFHTCT assembly was corrupted, or
2. CICS/VSE code contains a logic error.

See Part 4 in the *CICS Problem Determination Guide* for guidance on how to get more help with this problem.

**Destination:** Console

**Module:** DFHTCRPT

**DFH1009E RDT COMMAND DISCARDED:** *command*

**Explanation:** During a CICS/VSE cold start, an internal error occurred reading the module DFHRDTxx (where xx is the DFHTCT suffix). The CICS/VSE command analyzer has successfully interpreted the DEFINE command quoted in the message, but has had to discard it because of an error in another command.

**System Action:** CICS/VSE does not process the DEFINE command, but initialization continues.

**User Response:** If the uninstalled resource is essential, use RDO to make it available, or cancel CICS/VSE. The most likely reasons for this message are:

1. The output of the DFHTCT assembly was corrupted, or

2. CICS/VSE code contains a logic error.

See Part 4 in the *CICS Problem Determination Guide* for guidance on how to get more help with this problem.

**Destination:** Console

**Module:** DFHTCRPT

**DFH1010E INSTALL FAILED FOR RDT COMMAND:**  
*command*

**Explanation:** During a CICS/VSE cold or warm start, an internal error occurred reading the module DFHRDTxx (where xx is the DFHTCT suffix). CICS/VSE has failed to install the resource defined in the DEFINE command quoted in the message.

This message is often followed by messages with the format: DFHnnnn INSERTS(mmm,nnnn,...). The relevant numbered message will have "variable" information in it, and the information after the word "INSERTS" is the variable information for that message.

**System Action:** CICS/VSE initialization continues.

**User Response:** If the resource, which is uninstalled because of this failure, is essential, use RDO to make it available, or cancel CICS/VSE. The most likely reasons for this message are:

1. The output of the DFHTCT assembly was corrupted, or
2. CICS/VSE code contains a logic error.

See Part 4 in the *CICS Problem Determination Guide* for guidance on how to get more help with this problem.

**Destination:** Console

**Module:** DFHTCRP

**DFH1011E UNABLE TO LOAD DFHxxxx**

**Explanation:** During a CICS/VSE cold start, CICS/VSE could not load the CICS/VSE module, DFHxxxx, because it is missing from the library or because of insufficient storage.

**System Action:** CICS/VSE initialization continues, but, even if it completes, VTAM resource initialization will be incorrect in some respect, depending on the function of module DFHxxxx.

**User Response:** If CICS/VSE completes initialization, processing of VTAM resources is invalid. Ensure that the CICS/VSE region is large enough. Ensure that module DFHxxxx is available, and restart CICS/VSE.

**Destination:** Console

**Module:** DFHTCRPT, DFHXRP

**DFH1012E FAILURE IN INSTALLING VTAM RESOURCES**

**Explanation:** During a cold start, CICS/VSE could not install all the VTAM resources defined by TCT macros. CICS/VSE has issued other message(s) identifying the uninstalled resources.

**System Action:** CICS/VSE initialization continues.

**User Response:** If any of the uninstalled resources is essential, use RDO to make it available, or cancel CICS/VSE. The most likely reasons for this message are:

1. The output of the DFHTCT assembly was corrupted, or
2. A previous CICS/VSE message such as DFH1011E, or
3. CICS/VSE code contains a logic error.

See Part 4 in the *CICS Problem Determination Guide* for guidance on how to get more help with this problem.

**Destination:** Console



Module: DFHTCRPT, DFHXRP

---

**DFH1013E RESTORE FAILED FOR xxxxxxxx**

**Explanation:** During a warm or emergency restart, CICS/VSE could not restore the named resource.

**System Action:** CICS/VSE continues initialization. If the resource is defined in a DFHTCT macro, CICS/VSE will try to cold start it when processing DFHRDTxx.

**User Response:** If the named resource is not cold started, and is essential to your system, cancel CICS/VSE. This problem is probably caused by a CICS/VSE logic error.

See Part 4 in the *CICS Problem Determination Guide* for guidance on how to get more help with this problem.

**Destination:** Console

**Module:** DFHTCRP

---

**DFH1014E RECOVER FAILED FOR xxxxxxxx**

**Explanation:** During an emergency restart, CICS/VSE could not recover committed in-flight changes to resource xxxxxxxx.

**System Action:** CICS/VSE continues restart. The resource xxxxxxxx is in the state that it was before the start of the in-flight transaction that was interrupted when CICS/VSE terminated abnormally.

**User Response:** If your data integrity is affected by this failure, cancel CICS/VSE to allow recovery. This problem is probably caused by a CICS/VSE logic error.

See Part 4 in the *CICS Problem Determination Guide* for guidance on how to get more help with this problem.

**Destination:** Console

**Module:** DFHTCRP

---

**DFH1015E TCT LOAD MODULE CONTAINS OBSOLETE ENTRIES**

**Explanation:** During CICS/VSE initialization, the TCT load module DFHTCTxx (xx being the suffix) was found to contain entries not generated by the assembly macros for this release of CICS/VSE. This table cannot be used.

**System Action:** The bring-up is abandoned.

**User Response:** Either the incorrect TCT suffix was specified or implied, or the TCT has been assembled against the wrong level of CICS/VSE macros. Retry the bring-up, specifying a different suffix, or using a TCT assembled against the correct macros, as appropriate.

**Destination:** Console

**Module:** DFHTXRPT

---

**DFH1016E ERROR DISCONNECTING CICS CATALOG**

**Explanation:** During CICS/VSE restart, there was an error in disconnecting the CICS/VSE catalog.

**System Action:** CICS/VSE continues with the restart. One of DFH1019 or DFH1018 will be associated with this message.

**User Response:** Perform the restart with auxiliary trace running, and investigate the response given by CCP to the DISCONNECT request (marked "ZCP") that failed.

**Destination:** Console

**Module:** DFHTXRPR

---

**DFH1017E ERROR CONNECTING TO CICS CATALOG**

**Explanation:** During CICS/VSE restart, there was an error in connecting to the CICS/VSE catalog.

**System Action:** CICS/VSE continues with the restart. One of DFH1019 or DFH1018 will be associated with this message.

**User Response:** Perform the restart with auxiliary trace running, and investigate the response given by CCP to the CONNECT request (marked "ZCP") that failed.

**Destination:** Console

**Module:** DFHTXRPR

---

**DFH1018E ERROR WRITING ZCP CONTROL RECORD**

**Explanation:** During CICS/VSE initialization, there was an error in writing the ZCP control record.

**System Action:** CICS/VSE continues to initialize. However, on a subsequent restart, the part of the TCT containing nonmigrated VTAM resources will be read even if it has not changed since this execution of CICS/VSE. The time taken to do this will depend upon the number of those resources.

**User Response:** Perform the restart with auxiliary trace running, and investigate the response given by CCP to the WRITE request that failed.

**Destination:** Console

**Module:** DFHTXRPR

---

**DFH1019E ERROR READING ZCP CONTROL RECORD**

**Explanation:** During CICS/VSE restart, there was an error in reading the ZCP control record.

**System Action:** CICS/VSE continues with the restart. However, the part of the TCT containing nonmigrated VTAM resources will be read even if it has not changed since the last execution of CICS/VSE. The time taken to do this depends upon the number of those resources.

**User Response:** Perform the restart with auxiliary trace running, and investigate the response given by CCP to the READ request that failed.

**Destination:** Console

**Module:** DFHTXRPR

---

**DFH1020E LAST POOL TERMINAL IN A POOL HAD NO TASKLIMIT: DFHRDTxx**

**Explanation:** The definition of a pool of pipeline terminals found in DFHRDTxx (where xx is the suffix that was applied to DFHTCT) is incomplete.

**System Action:** The pool and all its terminals are not created.

**User Response:** See Part 4 in the *CICS Problem Determination Guide* for guidance on how to get more help with this problem.

**Destination:** Console

**Module:** DFHTCRPT

---

**DFH1021E TRACKING ERROR FOR UNKNOWN RESOURCE.**

**Explanation:** During XRF tracking, an error prevented a change to an indeterminate resource from being tracked.

**System Action:** If this resource is defined in TCT macros, an attempt will be made to cold start this resource. Otherwise, the resource will be missing at the end of takeover, unless subsequent tracking succeeds.

**User Response:** See Part 4 in the *CICS Problem Determination Guide* for guidance on how to get more help with this problem.

**Destination:** Console

**Module:** DFHTCRP

---

---

**DFH1022E ERROR FOR XRF TRACKING RECORD -**  
**TYPE: type - KEY: key**

**Explanation:** During XRF tracking, an error prevented a change to a resource from being tracked. The resource is of type *type* and is associated with key *key*.

*type* is the tracking record type. This is one of the following:

TCT CONTENTS  
ZCP SESSIONS

*key* is the location of an object in the TCTTE hierarchy.

**System Action:** The associated resource remains either in an incorrect state, missing, or not deleted at the end of takeover.

**User Response:** Decide whether the named resource is critical.

See Part 4 in the *CICS Problem Determination Guide* for guidance on how to get more help with this problem.

**Destination:** Console

**Module:** DFHTCRP

---

**DFH1023E LOGIC ERROR IN TRACKING number**

**Explanation:** During XRF tracking, a condition was detected which is not possible within the intended design. The insert indicates which of the checked conditions has been detected :-

1. No broadcast message accepted outside tracking. The GETMSG routine in DFHTCRP should only accept broadcast messages and those whose id matches that in field GETMSPEC. This field should only be set during tracking.
2. Broadcast message with null key. A null-key record indicates that the catch-up stream that it arrives in is complete. This can only happen to the broadcast tracking stream if the active has just done a normal (warm) shut-down.

**System Action:** The message in question is ignored

**User Response:** See Part 4 in the *CICS Problem Determination Guide* for guidance on how to get more help with this problem.

**Destination:** Console

**Module:** DFHTCRP

---

**DFH1024E XRF TAKEOVER WHILE CATCHING UP**

**Explanation:** This system is an XRF alternate that has only just started, and the active has apparently failed before the alternate had obtained all the information about the TCT resource in the active. Following messages DFH1034-6 give more detail.

**System Action:** Takeover continues.

**User Response:** Look for following messages.

**Destination:** Console

**Module:** DFHTCRP

---

**DFH1025 READY**

**Explanation:** (Applicable only to switched lines with terminal answerback.) This message is the response to a correct terminal identification when the terminal operator has keyed the 1- to 4-character terminal identification as the first entry of data after establishing the line connection.

**System Action:** A line event is initiated by the terminal control program (TCP).

**User Response:** Start keying a transaction.

**Destination:** Terminal end user

**Module:** DFHTCP

---

**DFH1026 TERM IN USE**

**Explanation:** (Applicable only to switched lines with terminal answerback.) This message indicates that, although the terminal identification keyed by the terminal operator is valid, the terminal entry in the terminal pool is logically connected to another line or is in use by another operator.

**System Action:** The line is disconnected.

**User Response:** Determine the proper terminal identification and retry the line connection.

**Destination:** Terminal end user

**Module:** DFHTCP

---

**DFH1027 INVALID TERM IDENT**

**Explanation:** (Applicable only to switched lines with terminal answerback.) This message indicates that the terminal identification code keyed by the terminal operator does not match a terminal identification entry in the terminal pool associated with the line.

**System Action:** The line is disconnected.

**User Response:** Key the 1- to 4-character terminal identification as the first data entry after establishing the terminal connection.

**Destination:** Terminal end user

**Module:** DFHTCP

---

**DFH1028 TERM OUT OF SERVICE**

**Explanation:** (Applicable only to switched lines with terminal answerback.) This message indicates that, although the terminal identification keyed by the terminal operator is valid, the terminal entry in the terminal pool is out of service and cannot be used to initiate transactions or receive output.

**System Action:** The line is disconnected.

**User Response:** After the terminal is placed back in service, the operator can retry the line connection.

**Destination:** Terminal end user

**Module:** DFHTCP

---

**DFH1029 PLEASE RE-ENTER**

**Explanation:** This message is sent to 2980 terminal operators when the system is under stress or the input is unsolicited (the active task associated with the terminal has not issued a read).

**System Action:** The input is not processed.

**User Response:** Resubmit data.

**Destination:** Terminal end user

**Module:** DFHTCP

---

**DFH1030 START SYMBOL MISSING**

**Explanation:** (Applicable to 2260 terminals.) Either the start symbol was not present on the screen when ENTER was pressed, or the cursor was immediately behind or under the start symbol when ENTER was pressed.

**System Action:** The input is not processed.

**User Response:** Place the start symbol in the proper position and reenter the message.

**Destination:** Terminal end user

**Module:** DFHTCP

---

---

**DFH1031 ERROR IN PROCEDURE, CLEAR AND RE-ENTER**

**Explanation:** Applicable only to 3270 terminals running a transaction under 3270/2260 compatibility. This message is sent if the data received from the 3270 cannot be converted to a 2260-like data stream. This can be caused by:

- The use of the ERASE EOF key or ERASE INPUT key when the transaction is running in FULBUF mode
- The pressing of a program attention key
- A hardware malfunction
- Multiple start-of-message (SMI) characters encountered in a single read from a screen.

**System Action:** System waits for operator to reenter the data.

**User Response:** Press the CLEAR key and reenter the data.

**Destination:** Terminal end user

**Module:** DFHTCP

---

**DFH1032 TERM IN RECEIVE STATUS**

**Explanation:** At 3275 DIAL connection time the terminal was found to be in Receive status (no input accepted from terminal).

**System Action:** This message is written to the terminal and the terminal is disconnected.

**User Response:** Determine why the terminal is in Receive status. It can be generated in Receive status in the terminal control table (TCT) or can be placed in this status by the CSMT, CSST or CSOT function.

**Destination:** Terminal end user

**Module:** DFHTCP

---

**DFH1033 RE-ENTER xxxxxxxx**

**Explanation:** This message is sent to a 3600 binary synchronous logical unit operator in response to transaction input when the system is under stress or the input is unsolicited. (The active task associated with the station has not issued a read.) RE-ENTER is followed by X'15' (a new-line character) and xxxxxxxx (the first 8 bytes of the input received by CICS/VSE). It is up to the 3600 application program to determine how much of the message is displayed to the logical unit operator.

**System Action:** The input is not processed.

**User Response:** Resubmit the data.

**Destination:** Terminal end user (3600)

**Module:** DFHTCP

---

**DFH1034 TCT CONTENTS INCOMPLETE. WILL READ CATALOG**

**Explanation:** See DFH1024 for background. The alternate does not have the definitions for all the trackable resources in the primary's TCT; definitions may be missing at this point. However, the CICS/VSE catalog (in the restart dataset) from the active may contain a more complete set of definitions, and will now be read as for a warm or emergency restart.

**System Action:** Takeover continues.

**User Response:** Look out for any errors while reading the CICS/VSE catalog.

**Destination:** Console

**Module:** DFHTCRP

---

**DFH1035E SESSION STATES MAY BE INCORRECT**

**Explanation:** See DFH1024 for background. The alternate does not have the session-state for all the trackable resources in the primary's TCT; states may be incorrect at this point.

**System Action:** Takeover continues.

**User Response:** Some LUs, that were in ACQUIRED status in the old active, may no longer be so after the takeover.

**Destination:** Console

**Module:** DFHTCRP

---

**DFH1036I UNIMPLEMENTED TRACKING-TYPE INCOMPLETE**

**Explanation:** See DFH1024 for background. The alternate has not been sent all the information for an unimplemented type of resource. There can be no serious consequences in this case, as such information would have been thrown away. However, it does indicate a level incompatibility between the old active and this system.

**System Action:** Takeover continues.

**User Response:** Decide whether the implied level incompatibility exists and is expected.

**Explanation:** console

**Module:** DFHTCRP

---

**DFH1040I TERMINAL CONTROL TRACKING RECORDS RECEIVED**

**Explanation:** An XRF alternate CICS/VSE system is standing by, and has received the given total number of terminal control tracking messages from the active CICS/VSE system.

**System Action:** Tracking continues.

**User Response:** None.

**Destination:** Console

**Module:** DFHTCRP

---

**DFH1041I TERMINAL CONTROL TRACKING STARTED**

**Explanation:** An XRF alternate CICS/VSE system is initializing, and is now about to start accepting messages from the active CICS/VSE system. Message DFH1044 should shortly follow this message.

**System Action:** Initialization continues.

**User Response:** None

**Destination:** Console

**Module:** DFHTCRP

---

**DFH1042I WAITING FOR TERMINAL CONTROL TRACKING TO DRAIN**

**Explanation:** An XRF alternate CICS/VSE system is taking over, and is processing the remaining few tracking records from the active CICS/VSE system. This message is issued every 15 seconds while the takeover is held up for this to complete, and is potentially an error, especially if it is repeated an unusual number of times. The likely causes include a delay in STANDBY BIND or UNBIND processing in VTAM, or a CICS/VSE logic error.

**System Action:** CICS/VSE issues this message twice and then flushes the outstanding tracking activity. During the flushing process, CICS/VSE issues message DFH1046.

**User Response:** Look for message DFH1046.

**Destination:** Console

**Module:** DFHZXQO

---

---

**DFH1043I      TERMINAL CONTROL TRACKING ENDED  
- *nnn* RECORDS RECEIVED**

**Explanation:** An XRF alternate system is taking over. The last of the terminal control tracking records from the failing active system has been received, and is being processed. *nnn* is the total number of records received.

**System Action:** Takeover continues.

**User Response:** None

**Destination:** Console

**Module:** DFHTCRP

---

**DFH1044I      TERMINAL CONTROL CATCH-UP  
STARTED**

**Explanation:** An XRF alternate system is preparing to standby and has received the first message from the active CICS/VSE system containing information about terminal control resources installed and/or bound before this alternate was started.

**System Action:** Initialization continues.

**User Response:** None

**Destination:** Console

**Module:** DFHTCRP

---

**DFH1045I      *specificid* TERMINAL CONTROL CATCH-UP  
COMPLETE**

**Explanation:** An XRF alternate system is standing by, and has now received all the terminal control information it needs about terminal control resources installed or bound in the active CICS/VSE system before this alternate was started.

**System Action:** Normal tracking continues.

**User Response:** None

**Destination:** Console

**Module:** DFHTCRP

---

**DFH1046I      FLUSHING TERMINAL CONTROL  
TRACKING**

**Explanation:** An XRF alternate CICS/VSE system is taking over, and is processing the remaining few tracking records

## DFH11xx (DFHSKP) Messages

---

**DFH1101I      GENERAL PURPOSE SUBTASK WAS  
TERMINATED ABNORMALLY - SYSTEM  
CODE = *xxxx***

**Explanation:** A subtask attached by DFHSKP has completed abnormally.

**System Action:** CICS/VSE continues in degraded mode.

**User Response:** Find out why the subtask failed.

**Destination:** Console

**Module:** DFHSKP

---

**DFH1102I      A GENERAL PURPOSE SUBTASK WAS  
NOT ATTACHED *xxxx***

**Explanation:** DFHSKP has attempted to attach an operating system subtask, and the attach request has failed.

**System Action:** CICS/VSE continues in degraded mode.

**User Response:** Find out why the attach request failed.

**Destination:** Console

**Module:** DFHSKP

---

from the active CICS/VSE system. Message DFH1042 has been issued twice, and DFHZXQO is now doing a controlled flush of the outstanding activity.

**System Action:** CICS/VSE posts one outstanding action every 2 seconds, in an attempt to free the hold-up

**User Response:** This processing only occurs when an error or unforeseen circumstance arises.

If the problem is reproducible, collect a CICS/VSE trace of the tracking activity. See Part 4 of the *CICS Problem Determination Guide* for guidance on how to get more help with this problem.

**Destination:** Console

**Module:** DFHZXQO

---

**DFH1047E      HIGHER NODE MISSING RECORD  
DROPPED FOR *key***

**Explanation:** An XRF alternate has received a tracking message from the active CICS/VSE system. But either the associated system entry for this terminal is not present, or the ordering of terminal catalog records on the restart data set is incorrect (the terminal in error comes before the associated system entry).

*key* is the location of an object in the TCTTE hierarchy. This situation occurs if the active CICS/VSE system was unable to send all of its tracking messages. This sometimes results in the system entry not being sent.

**System Action:** The tracking message is discarded and so the associated action (an INSTALL or LOGON) is not performed.

**User Response:** Ensure the CAVM message data set is large enough, and restart the alternate. Check that the active CICS/VSE system is referring to the correct restart data set.

**Destination:** Console

**Module:** DFHTCRP

---

---

**DFH1104I      GENERAL PURPOSE SUBTASK WAS  
TERMINATED BECAUSE THE ERROR  
THRESHOLD HAS BEEN REACHED**

**Explanation:** A general purpose subtask has failed several times while executing its own code. CICS/VSE has terminated the task.

**System Action:** CICS/VSE continues in degraded mode.

**User Response:** Find out why the subtask failed.

**Destination:** Console

**Module:** DFHSKP

---

**DFH1105I      STXIT AB MACRO FAILED IN A GENERAL  
PURPOSE SUBTASK - RC=*xxxx* DECIMAL**

**Explanation:** A general-purpose subtask issued a VSE STXIT AB macro. VSE returned a nonzero response.

**System Action:** CICS/VSE continues in degraded mode.

**User Response:** Find out why the subtask failed.

**Destination:** Console

**Module:** DFHSKP

---

## DFH12xx (DFHTDP) Messages



---

**DFH1200 UNRECOVERABLE ERROR, INTRA QUEUE (nnnn) DISABLED DUE TO {VSAM ERROR, R15=xx, EC=yy | VSAM/BSAM SUBTASK ERROR}.**

**Explanation:** An unrecoverable error has been detected after a VSAM request has been issued by transient data. If the request was terminated by an unrecoverable error on the intrapartition data set, the VSAM return code *xx* and the VSAM error code *yy* from the VSAM work area (VSWA) are returned. But if the VSAM request was not completed because of a failure of the VSAM/BSAM subtask, no return code can be sent and the alternative ending, 'VSAM/BSAM SUBTASK ERROR', is sent with this message.

**System Action:** In either of the cases above, intrapartition destination *nnnn* is disabled.

If this message has been caused by an I/O error, a transaction dump with the dump code of ATDV is produced and processing continues.

**User Response:** In the case of a VSAM error, the most likely cause is a permanent I/O error in the intrapartition data set. If this is the case, there will be a console message from the operating system. If this is not the cause and CICS/VSE is still running, determine the cause of the error from the dump.

**Destination:** CSMT

**Module:** DFHTDR

---

**DFH1210 DCT INDEX IN ERROR, xxxx FAILED**

**Explanation:** While carrying out operation *xxxx* (CREATEINDEX, ADD, LOCATE, or GETNEXT), CICS/VSE found an error in the DCT index. The most likely reasons for this error are:

1. Storage violation – an application program has overwritten the index, **or**
2. CICS/VSE logic error – the CICS/VSE table mapping program, DFHTMP, created the index incorrectly.

**System Action:** CICS/VSE writes a dump and terminates abnormally.

**User Response:** The *CICS Data Areas* manual gives the format of the DCT index entries. Find these entries in the dump and find the invalid data, which may help you to decide if the problem is caused by a storage violation or a CICS/VSE error.

Assuming that the error is a storage violation, and that you have activated the trace facility, find in the trace the unsuccessful attempt to access the DCT by DFHTDP. Then find the last preceding successful access. You have now narrowed the search to programs that were running between these two accesses. Examine these programs for an error that could cause a storage violation.

If you have not activated trace, but you can recreate the error, then activate trace, recreate the error, and proceed as in the previous paragraph.

See Part 4 of the *CICS Problem Determination Guide* for guidance on how to get more help with this problem.

**Destination:** Console

**Module:** DFHTDRP

---

**DFH1211 DCT IN ERROR**

**Explanation:** CICS/VSE found corrupted data in the DCT.

At CICS/VSE initialization, the table management program (DFHTMP) set up index links to the DCT which was then validly formatted. Since initialization, the DCT has been overwritten, almost certainly by an application program (storage violation).

**System Action:** CICS/VSE writes a dump and terminates abnormally.

**User Response:** Assuming that you have activated the trace facility, find in the trace the unsuccessful attempt to access the DCT by DFHTDP. Then find the last preceding successful access. You have now narrowed the search to programs that were running between these two accesses.

If you have not activated trace, but you can recreate the error, then activate trace, recreate the error, and proceed as in the previous paragraph.

If you cannot solve the problem yourself, keep the dump and contact your IBM Support Center.

**Destination:** Console

**Module:** DFHTDRP

---

**DFH1212 UNRECOGNISABLE ENTRY FOUND IN THE DCT**

**Explanation:** During initialization, CICS/VSE found an unrecognizable entry in the DCT. This means that the loaded DCT is in error – either a DFHDCT macro was coded incorrectly, or the output of the macro assembly was corrupted.

This message is associated with the FFS call label TDRPFPS for global user exit XFFDSUP.

**System Action:** CICS/VSE ignores the unrecognizable DCT entry **and all subsequent DCT entries**, and continues initialization.

**User Response:** Depending on how many DCT entries CICS/VSE has ignored, you may have almost all or very few transient data destinations available in the initialized run. You must decide whether or not to terminate CICS/VSE. To solve the problem permanently, remove or replace the invalid DCT entry.

**Destination:** Console

**Module:** DFHTDRP

---

**DFH1213 DUPLICATE ENTRY FOR xxxx FOUND IN THE DCT**

**Explanation:** During initialization, CICS/VSE found a duplicate entry in the DCT for destination *xxxx*. Either the entries are true duplicates, or one entry contains an incorrect destination name.

**System Action:** CICS/VSE ignores the duplicate DCT entry, and continues initialization.

**User Response:** First, decide whether you want CICS/VSE to continue without the ignored entry (if the entry is not a true duplicate, you may be running without an important destination). To solve the problem permanently, either remove the duplicate entry from the DCT, or correct its destination name.

**Destination:** Console

**Module:** DFHTDRP

---

**DFH1214 NO ENTRY FOR xxxx FOUND IN THE DCT**

**Explanation:** During emergency restart, the transient data recovery program (DFHTDRP) read a catalog or recovery record for destination *xxxx*, but the DCT contains no entry for destination *xxxx*. Almost certainly, you are using a different DCT from that in use when CICS/VSE terminated abnormally.

**System Action:** CICS/VSE ignores the record and continues initialization.

**User Response:** First, decide whether you want CICS/VSE to continue without the missing transient data destination which



will not be recovered and cannot be accessed in this run. The safest action is to cancel CICS/VSE, and do another emergency restart with the correct DCT.

**Destination:** Console  
**Module:** DFHTDRP

**DFH1215 CONFLICTING ENTRY FOR *xxxx* FOUND IN THE DCT**

**Explanation:** During a warm start, the transient data recovery program (DFHTDRP) has read a catalog or recovery record for destination *xxxx*, but the DCT entry for destination *xxxx* conflicts with the destination definition in the record.

Almost certainly, you are using a different DCT from that in use when CICS/VSE terminated.

**System Action:** CICS/VSE ignores the record, and continues initialization.

**User Response:** First, decide whether you want CICS/VSE to continue without the ignored record. If not, cancel CICS/VSE, and restart with the correct DCT.

**Destination:** Console  
**Module:** DFHTDRP

**DFH1216 LOOP, STARTING WITH INDIRECT ENTRY *xxxx* FOUND IN THE DCT**

**Explanation:** During initialization, the transient data recovery program (DFHTDRP) has followed a chain of indirection pointers beginning with DCT entry *xxxx*, and found the chain to be endless.

**System Action:** CICS/VSE sets the indirection pointer in entry *xxxx* to zero, and continues initialization.

**User Response:** Check all DCT entries defined as TYPE=INDIRECT, and correct the entry (or entries) in error.

**Destination:** Console  
**Module:** DFHTDRP

**DFH1220 UNRECOGNISABLE ENTRY FOUND IN A DCT CATALOG RECORD**

**Explanation:** During a warm start, the transient data recovery program (DFHTDRP) has read a transient data catalog record containing an unrecognizable entry. You may have specified an incorrect data set in the startup job stream.

**System Action:** CICS/VSE writes a dump and terminates abnormally.

**User Response:** There may be a simple explanation for this problem, such as as incorrect JCL.

See Part 4 of the *CICS Problem Determination Guide* for guidance on how to get more help with this problem.

**Destination:** Console  
**Module:** DFHTDRP

**DFH1221 DCT NOT RESTORED, *xxxx* FAILED**

**Explanation:** During a warm start, while carrying out operation *xxxx* (CONNECT, STARTBROWSE, GETNEXT, ENDBROWSE, or DISCONNECT), the transient data recovery program (DFHTDRP) has found an error in the DCT catalog.

The most likely reasons for this error are I/O errors in the catalog data set, or a logic error in the CICS/VSE module, DFHCCP.

**System Action:** CICS/VSE writes a dump and terminates abnormally.

**User Response:** If you cannot restore the catalog data set, there could be a logic error in CICS/VSE See Part 4 of the

*CICS Problem Determination Guide* for guidance on how to get more help with this problem.

**Destination:** Console  
**Module:** DFHTDRP

**DFH1222 UNRECOGNISABLE ENTRY FOUND IN A CSM CATALOG RECORD**

**Explanation:** CICS/VSE has found an unrecognizable entry in an RSD catalog record for the CSM (control interval state map or transient data bit map). An error may have occurred during the last CICS/VSE shutdown, resulting in the overwriting of the CSM.

**System Action:** CICS/VSE writes a dump and terminates abnormally.

**User Response:** See Part 4 of the *CICS Problem Determination Guide* for guidance on how to get more help with this problem.

**Destination:** Console  
**Module:** DFHTDRP

**DFH1223 CSM NOT RESTORED, *xxxx* FAILED**

**Explanation:** While carrying out operation *xxxx* (CONNECT, STARTBROWSE, GETNEXT, ENDBROWSE, or DISCONNECT), the transient data recovery program (DFHTDRP) has found an error in a catalog record for the control interval state map (transient data bit map).

The most likely reasons for this error are I/O errors in the catalog data set, or a logic error in the CICS/VSE module, DFHCCP.

**System Action:** CICS/VSE writes a dump and terminates abnormally.

**User Response:** If you cannot restore the catalog data set, there could be a logic error in CICS/VSE See Part 4 of the *CICS Problem Determination Guide* for guidance on how to get more help with this problem.

**Destination:** Console  
**Module:** DFHTDRP

**DFH1230 UNRECOGNISABLE ENTRY FOUND IN A DCT RECOVERY RECORD**

**Explanation:** CICS/VSE has found an unrecognizable entry in a recovery record for the DCT.

**System Action:** CICS/VSE writes a dump and terminates abnormally.

**User Response:** See Part 4 of the *CICS Problem Determination Guide* for guidance on how to get more help with this problem.

**Destination:** Console  
**Module:** DFHTDRP

**DFH1231 DCT NOT RECOVERED, *xxxx* FAILED**

**Explanation:** While carrying out operation *xxxx* (CONNECT, STARTBROWSE, GETNEXT, ENDBROWSE, or DISCONNECT), the transient data recovery program (DFHTDRP) has found an error in a recovery record for the DCT.

The most likely reasons for this error are I/O errors in the recovery data set, or a logic error in the CICS/VSE module, DFHRCF.

**System Action:** CICS/VSE writes a dump and terminates abnormally.

**User Response:** If you cannot restore the recovery data set, there could be a logic error in CICS/VSE See Part 4 of the

*CICS Problem Determination Guide* for guidance on how to get more help with this problem.

**Destination:** Console

**Module:** DFHTDRP

**DFH1232 CSM NOT RECOVERED, xxxx IN ERROR FOR xxxx**

**Explanation:** While carrying out operation xxxx (CONNECT, STARTBROWSE, GETNEXT, ENDBROWSE, or DISCONNECT), the transient data recovery program (DFHTDRP) has found an error in a recovery record for the DCT.

The most likely reasons for this error are I/O errors in the recovery data set, or a logic error in the CICS/VSE module, DFHRCF.

**System Action:** CICS/VSE writes a dump and terminates abnormally.

**User Response:** If you cannot restore the recovery data set, there could be a logic error in CICS/VSE. See Part 4 of the *CICS Problem Determination Guide* for guidance on how to get more help with this problem.

**Destination:** Console

**Module:** DFHTDRP

**DFH1240 INTRAPARTITION DATA SET DFHNTRA REQUIRED BUT NOT OPEN, INVALID DEFINITION**

**Explanation:** The DCT contains an entry for at least one intrapartition destination, CICS/VSE has failed to open the intrapartition data set for the reason given in the message.

The intrapartition data set should be a VSAM entry-sequenced data set (ESDS) without an index.

**System Action:** CICS/VSE writes a dump and terminates abnormally.

**User Response:** Supply the missing DLBL statement or correct the invalid definition, and restart CICS/VSE.

**Destination:** Console

**Module:** DFHTDRP

**DFH1241 INTRAPARTITION DATA SET DFHNTRA REQUIRED BUT INITIAL LOADED**

**Explanation:** The CICS/VSE module, DFHTDRP, has restored/recovered the DCT, which contains at least one entry defining an intrapartition destination that has records written but not read.

The intrapartition data set was initial loaded and therefore does not contain the unread records.

The most likely explanation is that your JCL specifies the wrong data set.

**System Action:** CICS/VSE writes a dump and terminates abnormally.

**User Response:** Correct the error and restart CICS/VSE.

**Destination:** Console

**Module:** DFHTDRP

**DFH1242 INTRAPARTITION DATA SET DFHNTRA REQUIRED BUT CONTROL RECORD INVALID**

**Explanation:** The DCT contains at least one entry defining an intrapartition destination, but the control record of the data set shows that it was not initialized for intrapartition transient

data. The most likely explanation is that your JCL specifies the wrong data set.

**System Action:** CICS/VSE writes a dump and terminates abnormally.

**User Response:** Correct the error and restart CICS/VSE.

**Destination:** Console

**Module:** DFHTDRP

**DFH1250 VSAM ERROR PROCESSING SHOWCAT FOR INTRAPARTITION DATA SET DFHNTRA R15=xxxx**

**Explanation:** During SHOWCAT processing for the intrapartition data set, VSAM detected an error and issued return code xxxx.

**System Action:** CICS/VSE writes a dump and terminates abnormally.

**User Response:** Check the return code in the *VSE/VSAM Commandsmanual*, and restart CICS/VSE.

See Part 4 of the *CICS Problem Determination Guide* for guidance on how to get more help with this problem.

**Destination:** Console

**Module:** DFHSID1

**DFH1251 VSAM ERROR PROCESSING SHOWCB FOR INTRAPARTITION DATA SET DFHNTRA R15=xxxx**

**Explanation:** During SHOWCB processing for the intrapartition data set, VSAM detected an error and issued return code xxxx.

**System Action:** CICS/VSE writes a dump and terminates abnormally.

**User Response:** Check the return code in *VSE/VSAM Return and Error Codes in z/VSE Messages and Codes, Volume 2* and restart CICS/VSE.

See Part 4 of the *CICS Problem Determination Guide* for guidance on how to get more help with this problem.

**Destination:** Console

**Module:** DFHSID1

**DFH1252 VSAM ERROR PROCESSING OPEN FOR INTRAPARTITION DATA SET DFHNTRA R15=xx, RC=yyy**

**Explanation:** During OPEN processing for the intrapartition data set, VSAM detected an error and issued return code xx (normally 8) in register 15. The ERROR field in the access-method control block for the data set contained the code yyy.

**System Action:** CICS/VSE writes a dump and terminates abnormally.

**User Response:** Check the two return codes in *VSE/VSAM Return and Error Codes in z/VSE Messages and Codes, Volume 2*.

See Part 4 of the *CICS Problem Determination Guide* for guidance on how to get more help with this problem.

**Destination:** Console

**Module:** DFHSID1

**DFH1253 VSAM ERROR PROCESSING CLOSE FOR INTRAPARTITION DATA SET DFHNTRA R15=xx, RC=yyy**

**Explanation:** During CLOSE processing for the intrapartition data set, VSAM detected an error and issued return code xx (normally 8) in register 15. The ERROR field in the

access-method control block for the data set contained the code *yyy*.

**System Action:** CICS/VSE writes a dump and terminates abnormally.

**User Response:** Check the two return codes in *VSE/VSAM Return and Error Codes in z/VSE Messages and Codes, Volume 2*.

See Part 4 of the *CICS Problem Determination Guide* for guidance on how to get more help with this problem.

**Destination:** Console

**Module:** DFHSD1

---

**DFH1254 VSAM ERROR PROCESSING PUT FOR INTRAPARTITION DATA SET DFHNTRA R15=*xx*, RC=*yyy***

**Explanation:** During PUT processing for the intrapartition data set, VSAM detected an error and issued return code *xx* (normally 8) in register 15. The ERROR field in the access-method control block for the data set contained the code *yyy*.

**System Action:** CICS/VSE writes dump and terminates abnormally.

**User Response:** Check the two return codes in *VSE/VSAM Return and Error Codes in z/VSE Messages and Codes, Volume 2*.

See Part 4 of the *CICS Problem Determination Guide* for guidance on how to get more help with this problem.

**Destination:** Console

**Module:** DFHSD1

---

**DFH1255 VSAM ERROR PROCESSING GET FOR INTRAPARTITION DATA SET DFHNTRA R15=*xx*, RC=*yyy***

**Explanation:** During GET processing for the intrapartition data set, VSAM detected an error and issued return code *xx* (normally 8) in register 15. The ERROR field in the access-method control block for the data set contained the code *yyy*.

**System Action:** CICS/VSE writes a dump and terminates abnormally.

**User Response:** Check the two return codes in *VSE/VSAM Return and Error Codes in z/VSE Messages and Codes, Volume 2*.

See Part 4 of the *CICS Problem Determination Guide* for guidance on how to get more help with this problem.

**Destination:** Console

**Module:** DFHSD1

---

**DFH1256S VSAM ERROR PROCESSING SHOWCAT FOR INTRAPARTITION DATA SET DFHNTRA, R15=*xxxx*.**

**Explanation:** During SHOWCAT processing for the intrapartition data set, VSAM detected an error and issued return code *xxxx*. This is probably caused by a missing DLBL.

**System Action:** CICS/VSE terminates abnormally with a dump.

**User Response:** Add the DLBL for intrapartition transient data to your job. If already present, check the return code in the *VSE/VSAM Commands* manual, and restart CICS/VSE.

See Part 4 of the *CICS Problem Determination Guide* for guidance on how to get more help with this problem.

**Destination:** Console

**Module:** DFHSD1

---

**DFH1260E applid: NO DLBL STATEMENT FOR INTRAPARTITION DATA SET *ddname***

**Explanation:** CICS/VSE is unable to open the intrapartition data set *ddname* because no DD statement has been provided for it.

**System Action:** CICS/VSE writes a dump and terminates abnormally.

**User Response:** Correct the error and restart CICS/VSE.

**Destination:** Console

**Module:** DFHTDRP

---

**DFH1261 applid: INTRAPARTITION DATA SET *ddname* NOT DEFINED AS VSAM ESDS**

**Explanation:** CICS/VSE is unable to open the intrapartition data set *ddname* because it is not defined as a VSAM ESDS.

**System Action:** A dump is provided and CICS/VSE is terminated.

**User Response:** Correct the error and restart CICS/VSE.

**Destination:** Console

**Module:** DFHTDRP

---

**DFH1262 applid: INTRAPARTITION DATA SET *ddname* NOT FORMATTED**

**Explanation:** The intrapartition data set *ddname* is not formatted (it is empty). Initial formatting will be done (if necessary) when transient data is cold started.

**System Action:** A dump is provided and CICS/VSE is terminated.

**User Response:** Correct the error and restart CICS/VSE.

**Destination:** Console

**Module:** DFHTDRP

---

**DFH1263 applid: INVALID CONTROL RECORD FOR INTRAPARTITION DATA SET *ddname***

**Explanation:** The intrapartition data set *ddname* was not initialized for intrapartition transient data.

**System Action:** A dump is provided and CICS/VSE is terminated.

**User Response:** Correct the error and restart CICS/VSE.

**Destination:** Console

**Module:** DFHTDRP

---

**DFH1270 VSAM ERROR PROCESSING SHOWCAT FOR INTRAPARTITION DATA SET *ddname*, R15=*retcode***

**Explanation:** VSAM has detected an error during SHOWCAT processing for the intrapartition data set *ddname*. *retcode* is the VSAM return code.

**System Action:** A dump is provided and CICS/VSE is terminated.

**User Response:** Check the return code in *VSE/VSAM Commands*.

See Part 4 of the *CICS Problem Determination Guide* for guidance on how to get more help with this problem.

**Destination:** Console

**Module:** DFHTDRP

---

**DFH1271 VSAM ERROR PROCESSING SHOWCB FOR INTRAPARTITION DATA SET *ddname*, R15=*retcode***

**Explanation:** VSAM has detected an error during SHOWCB processing for the intrapartition data set *ddname*. *retcode* is the VSAM return code.

**System Action:** A dump is provided and CICS/VSE is terminated.

**User Response:** Check the return code in *VSE/VSAM Return and Error Codes* in *z/VSE Messages and Codes, Volume 2*.

See Part 4 of the *CICS Problem Determination Guide* for guidance on how to get more help with this problem.

**Destination:** Console

**Module:** DFHTDRP

**DFH1272 VSAM ERROR PROCESSING OPEN FOR INTRAPARTITION DATA SET *ddname*, R15=*retcode*, RC=*errorcode***

**Explanation:** VSAM has detected an error during OPEN processing for the intrapartition data set *ddname*. *retcode* and *errorcode* are the VSAM return code and error code, respectively.

**System Action:** A dump is provided and CICS/VSE is terminated.

**User Response:** Check the return code and error code in *VSE/VSAM Return and Error Codes* in *z/VSE Messages and Codes, Volume 2*.

See Part 4 of the *CICS Problem Determination Guide* for guidance on how to get more help with this problem.

**Destination:** Console

**Module:** DFHTDRP

**DFH1273 VSAM ERROR PROCESSING CLOSE FOR INTRAPARTITION DATA SET *ddname*, R15=*retcode***

**Explanation:** VSAM has detected an error during CLOSE processing for the intrapartition data set *ddname*. *retcode* and *errorcode* are the VSAM return code and error code, respectively.

**System Action:** CICS/VSE writes a dump and terminates abnormally.

**User Response:** Check the return code and error code in *VSE/VSAM Return and Error Codes* in *z/VSE Messages and Codes, Volume 2*.

See Part 4 of the *CICS Problem Determination Guide* for guidance on how to get more help with this problem.

**Destination:** Console

**Module:** DFHTDRP

**DFH1274 VSAM ERROR PROCESSING PUT FOR INTRAPARTITION DATA SET *ddname*, R15=*retcode*, RC=*errorcode***

**Explanation:** VSAM has detected an error during PUT processing for the intrapartition data set *ddname*. *retcode* and *errorcode* are the VSAM return code and error code, respectively.

**System Action:** A dump is provided and CICS/VSE is terminated.

**User Response:** Check the return code and error code in *VSE/VSAM Return and Error Codes* in *z/VSE Messages and Codes, Volume 2*.

See Part 4 of the *CICS Problem Determination Guide* for guidance on how to get more help with this problem.

**Destination:** Console

**Module:** DFHTDRP

**DFH1275 VSAM ERROR PROCESSING GET FOR INTRAPARTITION DATA SET *ddname*, R15=*retcode*, RC=*errorcode***

**Explanation:** VSAM has detected an error during GET processing for the intrapartition data set *ddname*. *retcode* and *errorcode* are the VSAM return code and error code, respectively.

**System Action:** A dump is provided and CICS/VSE is terminated.

**User Response:** Check the return code and error code in *VSE/VSAM Return and Error Codes* in *z/VSE Messages and Codes, Volume 2*.

See Part 4 of the *CICS Problem Determination Guide* for guidance on how to get more help with this problem.

**Destination:** Console

**Module:** DFHTDRP

**DFH1280 *applid*: TRANSIENT DATA INITIALIZATION STARTED**

**Explanation:** This is an informational message indicating that transient data initialization has started.

**System Action:** System initialization continues.

**User Response:** You can suppress this message with the SIT parameter MSGLVL=0.

**Destination:** Console

**Module:** DFHTDRP

**DFH1281 *applid*: TRANSIENT DATA INITIALIZATION ENDED**

**Explanation:** This is an informational message indicating that transient data initialization has ended.

**System Action:** System initialization continues.

**User Response:** You can suppress this message with the SIT parameter MSGLVL=0.

**Destination:** Console

**Module:** DFHTDRP

**DFH1282 *applid*: TRANSIENT DATA INITIALIZATION SUSPENDED**

**Explanation:** This is an informational message from a standby CICS/VSE system indicating that transient data initialization has been suspended. Some transient data initialization can be done while CICS/VSE is operating in standby mode. The remaining initialization can not be performed until takeover is complete because the transient data sets (extrapartition data sets as well as the intrapartition data set) are assumed to be used by active CICS/VSE.

**System Action:** System initialization continues.

**User Response:** You can suppress this message with the SIT parameter MSGLVL=0.

**Destination:** Console

**Module:** DFHTDRP

**DFH1283 *applid*: TRANSIENT DATA INITIALIZATION RESUMED**

**Explanation:** This is an informational message indicating that transient data initialization has been resumed.

**System Action:** System initialization continues.

**User Response:** You can suppress this message with the SIT parameter MSGLVL=0.

**Destination:** Console

**Module:** DFHTDRP



---

**DFH1290 PROGRAM DFHTDRP CANNOT BE FOUND**

**Explanation:** CICS/VSE cannot link to the transient data recovery program (DFHTDRP).

CICS/VSE cannot find DFHTDRP in any of the libraries defined in the LIBDEF SEARCH sequence in the CICS/VSE startup job stream.

**System Action:** Transient data initialization terminates abnormally. CICS/VSE continues initialization, and, unless canceled, will run without support for transient data.

**User Response:** To correct this error, make DFHTDRP available in one of the libraries.

**Destination:** Console

**Module:** DFHTDX

---

**DFH1291 TRANSIENT DATA RESTART HAS FAILED**

**Explanation:** Transient data initialization terminated abnormally.

**System Action:** CICS/VSE issues a second message asking the operator whether CICS/VSE is to continue initialization without transient data.

**User Response:** Reply GO or CANCEL to the second message. Check previous console messages, one of which should explain why transient data initialization failed.

**Destination:** Console

**Module:** DFHTDRP

---

**DFH1292 ILLEGAL ATTEMPT TO READ CONTROL INTERVAL ZERO DURING TRANSIENT DATA PROCESSING**

**Explanation:** Control interval (CI) 0 in the intrapartition dataset is reserved for transient data control information. The remaining CIs are allocated to hold data for queues as determined by transient data processing on behalf of application requests. An attempt has been made to read CI 0 instead of the appropriate CI for the queue being processed.

**System Action:** CICS/VSE is terminated abnormally.

**User Response:** CICS/VSE should be emergency restarted. It may prove necessary to cold start transient data.

The following may aid in the diagnosis of the problem:

1. The resulting CICS/VSE dump.
2. A copy of the intrapartition dataset.
3. After a warm start, a copy of the restart dataset.
4. After emergency restart, a copy of the system journal, and, if possible, a copy of the CICS/VSE dump which gave rise to the emergency restart.

**Destination:** Console

**Module:** DFHTDP

---

**DFH1293 ILLEGAL ATTEMPT TO WRITE CONTROL INTERVAL ZERO DURING TRANSIENT DATA PROCESSING**

**Explanation:** Control interval (CI) 0 in the intrapartition dataset is reserved for transient data control information. The remaining CIs are allocated to hold data for queues as determined by transient data processing on behalf of application requests. An attempt has been made to write CI 0 instead of the appropriate CI for the queue being processed.

**System Action:** CICS/VSE is terminated abnormally.

**User Response:** CICS/VSE should be emergency restarted. It may prove necessary to cold start transient data.

The following may aid in the diagnosis of the problem:

1. The resulting CICS/VSE dump.

2. A copy of the intrapartition dataset.
3. After a warm start, a copy of the restart dataset.
4. After emergency restart, a copy of the system journal, and, if possible, a copy of the CICS/VSE dump which gave rise to the emergency restart.

**Destination:** Console

**Module:** DFHTDP

---

**DFH1294 MISMATCH DETECTED BETWEEN A TD QUEUE OUTPUT POINTER AND THE CONTENTS OF THE INTRAPARTITION DATASET**

**Explanation:** The output RBA value (TDDCTODA) in the queue's DCT entry does not correspond with a record boundary in the associated control interval

**System Action:** CICS/VSE terminates abnormally.

**User Response:** CICS/VSE should be emergency restarted. It may also prove necessary to cold start transient data.

The following may aid in the diagnosis of the problem:

1. The resulting CICS/VSE dump.
2. A copy of the intrapartition dataset.
3. After a warm start, a copy of the restart dataset.
4. After emergency restart, a copy of the system journal, and, if possible, a copy of the CICS/VSE dump which gave rise to the emergency restart.

**Destination:** Console

**Module:** DFHTDP

---

**DFH1295 MISMATCH DETECTED BETWEEN A TD QUEUE INPUT POINTER AND THE CONTENTS OF THE INTRAPARTITION DATASET**

**Explanation:** The input RBA value (TDDCTIDA) in the queue's DCT entry does not correspond with a record boundary in the associated control interval.

**System Action:** CICS/VSE terminates abnormally.

**User Response:** CICS/VSE should be emergency restarted. It may also prove necessary to cold start transient data.

The following may aid in the diagnosis of the problem:

1. The resulting CICS/VSE dump.
2. A copy of the intrapartition dataset.
3. After a warm start, a copy of the restart dataset.
4. After emergency restart, a copy of the system journal, and, if possible, a copy of the CICS/VSE dump which gave rise to the emergency restart.

**Destination:** Console

**Module:** DFHTDP

---

**DFH1296 THE TRANSIENT DATA CI STATE MAP HAS BEEN CORRUPTED**

**Explanation:** The transient data control interval map has been overlaid.

**System Action:** CICS/VSE terminates abnormally.

**User Response:** The corruption of the transient data control interval (CI) state map is probably due to an overlay, caused either by an application program or by an internal CICS/VSE logic error. The transient data CI state map is checked every time a new control interval is allocated against a master copy of the CI state map.

It may not be possible to identify the cause of the overlay if there has been a large amount of activity since the last time the state map was verified.

In this case a specific trap may be required. See Part 4 of the



*CICS Problem Determination Guide* for guidance on how to get more help with this problem.

**Destination:** Console  
**Module:** DFHTDP

## DFH13xx (DFHTSP) Messages

---

**DFH1301**      *xxxxx* ERROR DETECTED BY TEMPORARY STORAGE. RPL FEEDBACK AREA IS *yyyyyy*

**Explanation:** An I/O error has been detected by temporary storage. Either:

- A hardware error occurred while a task was accessing the temporary storage data set, **or**
- VSAM has detected a logic error in the request (data set incorrectly defined). Depending on the circumstances, *xxxxx* as shown above will be either READ or WRITE in the actual message.

This message is associated with the FFS call label TSPFFS for global user exit XFFDSUP.

**System Action:** I/O ERROR return code returned to application program.

**User Response:** Ensure that the definition of the temporary storage data set is correct.

See Part 4 of the *CICS Problem Determination Guide* for guidance on how to get more help with this problem.

**Destination:** Console

**Module:** DFHTSP

---

**DFH1302**      I/O ERROR ON TEMPORARY STORAGE DATA SET ATTEMPTING TO EMERGENCY RESTART

**Explanation:** An unrecoverable I/O error has occurred on the temporary storage data set.

**System Action:** The emergency restart process is abnormally terminated with a system dump.

**User Response:** Correct the problem and retry emergency restart, or initialize CICS/VSE with a cold start of temporary storage.

**Destination:** Console

**Module:** DFHTSRP

---

**DFH1303**      NO STORAGE AVAILABLE FOR TEMPORARY STORAGE CONTROL BLOCKS

**Explanation:** An attempt to allocate storage during emergency restart failed, because insufficient storage was available.

**System Action:** The emergency restart process is abnormally terminated with a dump.

**User Response:** Allocate a larger partition and retry emergency restart.

**Destination:** Console

**Module:** DFHTSRP

---

**DFH1304**      (*DFH1304-1*)  
CURRENT STCK VALUE LESS THAN  
KEYPOINTED STCK VALUE  
(*DFH1304-2*)  
CLOCK IS NOT IN SET STATE  
(*DFH1304*)  
REPLY RETRY, GO OR CANCEL

**Explanation:** The processor store clock (STCK) value is currently less than the value keypointed during the previous execution, or the clock is disabled or not set.

**System Action:** The system waits for operator response.

**User Response:** Set the clock and continue or cancel. A GO response, as a result of message DFH1304, initializes CICS/VSE with a cold start of temporary storage.

**Destination:** Console

**Module:** DFHTSRP

---

**DFH1305**      CURRENT STCK VALUE LESS THAN TEMPORARY STORAGE RECORD STCK VALUE. REPLY GO OR CANCEL

**Explanation:** The processor store clock (STCK) value is currently less than the value recorded during the previous execution.

**System Action:** CICS/VSE either cold-starts temporary storage (response of GO), or the emergency restart process is terminated (response of CANCEL) with a dump.

**User Response:** Set the clock and continue or cancel. A GO response initializes CICS/VSE with a cold start of temporary storage.

**Destination:** Console

**Module:** DFHTSRP

---

**DFH1306S**      – RESTART HAS BEEN TERMINATED BY REQUEST FROM OPERATOR

**Explanation:** Issued in response to a CANCEL reply from one of the messages, DFH1304, DFH1305, and DFH1308.

**System Action:** CICS/VSE is abnormally terminated with a dump.

**User Response:** None.

**Destination:** Console

**Module:** DFHTSRP

---

**DFH1307**      INTERVAL CONTROL ELEMENT NOT RECOVERABLE.

**Explanation:** An attempt to schedule an interval control element (ICE) during restart of temporary storage failed.

**System Action:** Temporary storage restart continues.

**User Response:** No response is required; you can cancel the emergency restart to determine the cause of the failure, or allow the processing to continue without the ICE being scheduled.

**Destination:** Console

**Module:** DFHTSRP

---

**DFH1308**      TEMPORARY STORAGE DATA ADDRESS NOT RECOVERABLE. REPLY GO OR CANCEL

**Explanation:** During emergency restart of temporary storage, the data associated with a recoverable data identification (DATAID) could not be found on the data set.

**System Action:** If GO is replied, data that cannot be located is not restored; all other data is restored. The DATAID(s) for data not restored are written to transient data destination CSSL. (For each DATAID, a message line is written quoting the actual identification.) If CANCEL is replied, the system abnormally terminates with message DFH1306.

**User Response:**

1. Cancel to determine the cause of the error, **or**
2. Allow CICS/VSE to initialize without the data, **or**
3. Initialize CICS/VSE with temporary storage cold-started.

**Destination:** Console

Module: DFHTSRP

---

**DFH1309      TEMPORARY STORAGE IS BEING COLD STARTED**

**Explanation:** Issued in response to a GO reply from message DFH1304 or DFH1305.

**System Action:** CICS/VSE cold-starts temporary storage.

**User Response:** None.

**Destination:** Console

**Module:** DFHTSRP

---

**DFH1310      TEMPORARY STORAGE DATASET DOES NOT MATCH BIT MAP**

**Explanation:** During compression to reacquire the unused space within a control interval in the data set, an incompatibility was discovered between the data set, the unit tables, and the bit map.

The temporary storage program, DFHTSP, tries to move all the valid records in a control interval to the left in order to leave a contiguous space for new temporary storage records. It first checks, using the temporary storage common area (TSMAP), whether the control interval would have enough room for the record it is trying to write. If there is room, but there is insufficient contiguous space at the end of the CI, it scans the control interval from left to right to determine whether each record is still valid.

During its first pass of the buffer, if it finds a record to be valid, DFHTSP sets the flag TSCIREQD to one in the record. If the record is no longer required, DFHTSP sets TSCIREQD to zero. Also during its first pass, DFHTSP updates the disk addresses of the records still required to reflect where they will be after compression has been performed.

During the second pass of the buffer, DFHTSP moves records to the left, leaving contiguous free space to the right.

**Diagnostics:** When the abend occurs:

Register 10	addresses the current LIFO stack
Register 12	addresses the TCA
Register 13	addresses the CSA

**Analysis:** From the CSA, CSATSATA addresses the TS common area (TSMAP), and from this, TSMACAP addresses the temporary storage auxiliary control area (TSACA).

TSASPCI in the TSACA holds the maximum number of free segments in a control interval.

TSABPSEG in the TSACA holds the number of bytes per segment (64 or 128 depending on the CISIZE).

TSACSZ in the TSACA holds the length of a control interval and you add this to TSBUFP to obtain the end address of the buffer.

TSABCAP, in the TSA, holds the address of the buffer control area for the buffer being compressed.

TSAASEGS, in the TSA, holds the number of segments allocated in the control interval, as calculated during the buffer scan.

TSABSEGS, in the TSA, holds the number of segments allocated in the control interval, as obtained from the byte map.

The TSAERRTY field in TSAERRTY indicates the reason for the 1310 abend.

If TSAERRTY=1, a record length appears to extend beyond the end of the buffer. If TSAERRTY=2, the records in the buffer and the TSUTs indicate that the number of segments used differs from the number indicated in the byte map.

TSBCIN, in the buffer control area (TSBCA) addressed by TSABCAP holds the number of the CI in the buffer.

TSBUFP, in the buffer control area (TSBCA) addressed by TSABCAP, addresses the buffer being compressed.

TSBCINR, in the control information at the end of the buffer contains the number of temporary storage records (valid or invalid) in the CI.

**System Action:** CICS/VSE is abnormally terminated with a dump.

**User Response:** To determine the cause of the error, check that:

- The correct data set was used.
- The CISIZE of DFHTEMP was not altered between CICS/VSE runs (if CISIZE **was** altered, temporary storage should have been cold started). TSAMAPP in the TSACA addresses the start of the byte map. Add this to TSBCIN to obtain the address of the corresponding byte for this CI in the byte map. The value of TSABSEGS was calculated from the value in TSASPCI less the value found in the byte map. Look at successive records in the control interval. The first 20 bytes of a record are the temporary storage record prefix (TSCI), followed by 4 bytes, "llbb" where "ll" is the length of the data. "ll" includes the "llbb" bytes but not the first 20 bytes.

Note the temporary storage name (TSCID in the TSCI) and the record number (TSCIRN in the TSCI), if any.

Note whether the record was marked required or not (TSCIREQD).

Calculate the offset of the record in the control interval and divide this by the segment size.

Add 20 to the record size (TSCILL in the TSCI) and round up to the next multiple of the segment size. Because each record begins at the start of a segment, this gives the space that the record occupies in the control interval.

You now have for each record:

- Whether the record was marked required or not.
- The temporary storage name.
- The control interval number.
- The offset in the record in the control interval expressed in segments.
- The length of the record in segments.
- The record number, if any (applicable only if the record is part of a temporary storage queue).

Find the position of the next record by adding the number of bytes found for the length of the current record to the current address.

Continue this process until the number of records found is equal to TSBCINR, or you find something that is not a record. In the latter case, it is possible that a record has been overwritten.

You can check the setting of TSCIREQD in the following way.

Find the temporary storage unit table entry (TSUTE) corresponding to the queue name in the record. CSATSMTA in the CSA points to the first temporary storage unit table (TSUT). The first entry in the TSUT is addressed by TSUTAHI and the last by TSUTALI. Look at each entry.

Chain through the TSUTs using the address contained in TSUTFCD until TSUTFCD is zero.

If the name of the record is not found in a TSUTE, TSCIREQD should be zero for that record.

If the TSUTEASI flag is off, auxiliary storage is not being used and therefore TSCIREQD should be zero.

If the TSUTEGID flag is off, TSUTEPTR contains the CI number, record offset (in segments) and length (in segments) of the record. If the TSCIREQD flag is on for the record then the disk address in the TSUTE corresponds to the disk address of the record **after compression is done** (that is, valid records have been moved to the left).

If the TSUTEGID flag is on, TSUTEPTR addresses the first temporary storage group identification table (TSGID) for that queue. TSGIDs are chained using the address contained in TSGIDFC until TSGIDFC is zero. The number of entries per TSGID is in TSAGIDNE in the TSACA.

Following TSGIDEBA in the TSGID is a set of fullword locations containing the control interval number, record offset, and record length. If there is a record number N in the record, then if the Nth slot contains a disk address which matches that of the record in the buffer (after compression) then the TSCIREQD flag should be on.

If the record number in the record is zero, then TSGIDPCQ ("put-created queue") in the first TSGID should be on and you should check all the disk addresses in all TSGIDs. If any one does match then TSCIREQD should be on.

Finally, you may need to check whether the record is still valid because there is an update DWE for the record which is being kept in case backout is required.

- If TSUTEQEA is nonzero, this 3-byte address points to a temporary storage Queue Element (TSQE).
- If TSQEQA in the TSQE is nonzero, it contains the address of the TCA for the transaction which currently owns this recoverable queue. TCADWLBA contains the address of the first DWE on the DWE chain. This chain should be followed.
- If the DWE is a temporary storage one, DWESVMID contains MODIDTS, indicating that this is a temporary storage DWE.
- If DWEMODFN contains FIDTSUPD, this is an update DWE.

- If DWETSID matches the queue name being checked for and the disk address in DWETSCI matches, in this case also, TSCIREQD is set on.

All the DWEs on the chain may be checked in this way.

If you want to check the setting of TSCIREQD in each record, repeat the above steps for all records in the CI.

The total length of the segments for all the valid records found in the buffer should equal the value found in TSAASEGS. At the end of the first buffer scan, if TSAASEGS does not equal TSABSEGS, the DFH1310 abend is issued. Where TSAASEGS is less than TSABSEGS, the difference is the number of segments TSP failed to find during the scan. This may correspond to a single record in the buffer which has not been marked as valid because of a possible corruption of the TSUT control blocks. Similarly, if TSAASEGS is greater than TSABSEGS, the difference corresponds to the number of segments assumed to be valid.

Note that CICS also abends with a DFH1310 message if a record length is such that the record seems to extend beyond the end of the buffer.

Also consider the possibility that the byte map has been corrupted (for example, TSAASEGS is valid but TSABSEGS is incorrect). TSABSEGS should never contain a value greater than TSASPCI in the TSACA. If it does, the byte map has certainly been corrupted.

If overwriting has occurred, you will need assistance. See Part 4 of the *CICS Problem Determination Guide* for guidance on how to get more help with this problem.

Whatever the cause of the error, temporary storage must now be cold-started.

**Destination:** Console

**Module:** DFHTSRP

---

#### DFH1311      TEMPORARY STORAGE DATA SET IS FULL AND CANNOT BE EXTENDED

**Explanation:** The temporary storage data set is full. CICS/VSE has failed in an attempt to extend it.

**System Action:** Processing continues.

**User Response:** Consider whether you need to increase the space allocation for the temporary storage data set.

**Destination:** Console.

**Module:** DFHTSP

---

#### DFH1312I      PROGRAM DFHTSRP CANNOT BE FOUND

**Explanation:** The temporary storage restart program, DFHTSRP, is not available. CICS/VSE cannot find DFHTSRP in any of the libraries defined in the LIBDEF SEARCH sequence in the CICS/VSE startup job stream.

**System Action:** CICS/VSE abnormally terminates the temporary storage restart task. CICS/VSE issues another message asking you to reply GO or CANCEL.

**User Response:** If you reply GO to the second message, CICS/VSE continues processing, but without support for temporary storage. If you reply CANCEL, CICS/VSE terminates abnormally with a dump. To correct this error,

make DFHTSRP available in one of the libraries.

**Destination:** Console

**Module:** DFHTSP

**DFH1313I      TEMPORARY STORAGE RESTART FAILED**

**Explanation:** The CICS/VSE temporary storage restart task could not complete because a necessary step failed. The task has done some essential recovery operations and abended itself with code ATSA.

**System Action:** CICS/VSE writes a transaction dump for the temporary storage restart task. CICS/VSE sends two messages to the console, one to identify the error detected by the temporary storage restart task, and one, DFH1313, to say that temporary storage restart has failed. A third message follows either to say that CICS/VSE has terminated abnormally with a dump or to ask you to reply GO or CANCEL. Depending on the nature of the original error, you may see messages from some other system component (for example, VSE/VSAM).

**User Response:** First, if CICS/VSE has requested a response, you must reply. If you reply GO, CICS/VSE continues processing, but without support for temporary storage. If you reply CANCEL, CICS/VSE terminates abnormally with a dump. Use the messages and dumps to find out the cause of the failure.

See Part 4 of the *CICS Problem Determination Guide* for guidance on how to get more help with this problem.

**Destination:** Console

**Module:** DFHTSRP

**DFH1320      VSAM OPEN ERROR WHILE PROCESSING  
TEMPORARY STORAGE DATA SET**

**Explanation:** A VSAM OPEN failure occurred while CICS/VSE was attempting to open the temporary storage data set during a warm start or emergency restart.

**System Action:** CICS/VSE terminates abnormally with a dump.

**User Response:** If VSAM has issued a prior message, see IDC-Prefix IDCAMS Messages in the *z/VSE Messages and Codes, Volume 2*.

If VSAM has not issued a message, find the error code in the VSAM access control block (ACB) for the temporary storage data set. The ACB is in DFHTSP. For the format of the ACB and the meanings of the values of ACB fields, see the *VSE/VSAM Access Method Services Logic* manual. To help in identifying the ACB, note that it contains the character string 'DFHTEMP'. When you find the error code, see *VSE/VSAM Return and Error Codes* in *z/VSE Messages and Codes, Volume 2* for its meaning.

**Destination:** Console

**Module:** DFHSIG1

**DFH1321      VSAM MODCB ERROR WHILE  
PROCESSING TEMPORARY STORAGE RPL**

**Explanation:** A MODCB error occurred while VSAM was trying to modify a request parameter list (RPL) for the temporary storage data set.

**System Action:** CICS/VSE terminates abnormally with a dump.

**User Response:** Usually, VSAM has issued a prior message. See IDC-Prefix IDCAMS Messages in *z/VSE Messages and Codes, Volume 2*.

If VSAM has not issued a message, find the error code in the VSAM RPL for the temporary storage data set. The RPL is in

DFHSIG1. For the format of the RPL, consult the manual *CICS Data Areas*. For the meanings of the values in the RPL fields see the *VSE/VSAM Access Method Services Logic* manual. When you find the error code, see *VSE/VSAM Return and Error Codes* in *z/VSE Messages and Codes, Volume 2* for its meaning.

**Destination:** Console

**Module:** DFHSIG1

**DFH1322      VSAM ERROR WHILE READING  
TEMPORARY STORAGE DATA SET  
CONTROL RECORD**

**Explanation:** A VSAM GET failure occurred while CICS/VSE was reading the temporary storage data set control record.

**System Action:** CICS/VSE terminates abnormally with a dump.

**User Response:** Usually, VSAM has issued a prior message. See IDC-Prefix IDCAMS Messages in *z/VSE Messages and Codes, Volume 2*. If VSAM has not issued a message, find the error code in the VSAM RPL for the temporary storage data set. The RPL is in DFHSIG1. For the format of the RPL, consult the manual *CICS Data Areas*. For the meanings of the values in the RPL fields see the *VSE/VSAM Access Method Services Logic* manual. When you find the error code, see *VSE/VSAM Return and Error Codes* in *z/VSE Messages and Codes, Volume 2* for its meaning. A possible cause of this error is an insufficient GETVIS area.

**Destination:** Console

**Module:** DFHSIG1

**DFH1323      TEMPORARY STORAGE DATA SET  
CONTROL RECORD IS INVALID**

**Explanation:** CICS/VSE has found that the temporary storage control record is invalid.

**System Action:** CICS/VSE terminates abnormally with a dump.

**User Response:** Check that the CICS/VSE startup JCL specifies the correct temporary storage data set.

**Destination:** Console

**Module:** DFHSIG1

**DFH1324      TEMPORARY STORAGE BYTE MAP CAN  
NOT BE RESTORED, RC=rc**

**Explanation:** An error occurred while the temporary storage byte map was being restored. *rc* is the return code from DFHCCP.

**System Action:** The temporary storage initialization task is abnormally terminated. This causes message DFH1313 to be sent to the console.

**User Response:** Refer to DFH1313.

Use the return code from DFHCCP to determine the cause of the problem.

See Part 4 of the *CICS Problem Determination Guide* for guidance on how to get more help with this problem.

**Destination:** Console

**Module:** DFHTSRP

**DFH1326      VSAM OPEN ERROR WHILE PROCESSING  
TEMPORARY STORAGE DATA SET**

**Explanation:** A VSAM OPEN error occurred while CICS/VSE was attempting to re-open the temporary storage data set after it had been formatted.

**System Action:** CICS/VSE terminates abnormally with a dump.



**User Response:** Usually, VSAM has issued a prior message. See IDC-Prefix IDCAMS Messages in *z/VSE Messages and Codes, Volume 2*. If VSAM has not issued a message, find the error code in the VSAM ACB for the temporary storage data set. The ACB is in DFHTSP. To help in identifying the ACB, note that it contains the character string 'DFHTEMP'. For the format of the ACB and the meanings of the values of ACB fields, see the *VSE/VSAM Access Method Services Logic* manual. When you find the error code, see *VSE/VSAM Return and Error Codes* in *z/VSE Messages and Codes, Volume 2* for its meaning. A possible cause of this error is an insufficient GETVIS area.

**Destination:** Console

**Module:** DFHSIG1

---

**DFH1327 VSAM SHOWCB ERROR WHILE PROCESSING TEMPORARY STORAGE DATA SET**

**Explanation:** A VSAM SHOWCB error occurred while CICS/VSE was attempting to read the ACB of the temporary storage data set.

**System Action:** CICS/VSE terminates abnormally with a dump.

**User Response:** Usually, VSAM has issued a prior message. See IDC-Prefix IDCAMS Messages in *z/VSE Messages and Codes, Volume 2*. If VSAM has not issued a message, find the error code in the VSAM ACB for the temporary storage data set. The ACB is in DFHTSP or DFHSIG1, depending on which ACB is being read. For the format of the ACB and the meanings of the values of ACB fields, see the *VSE/VSAM Access Method Services Logic* manual. When you find the error code, see *VSE/VSAM Return and Error Codes* in *z/VSE Messages and Codes, Volume 2* for its meaning. A possible cause of this error is an insufficient GETVIS area.

**Destination:** Console

**Module:** DFHSIG1

---

**DFH1328 VSAM OPEN ERROR WHILE PROCESSING TEMPORARY STORAGE DATA SET**

**Explanation:** A VSAM OPEN error occurred while CICS/VSE was attempting to open the temporary storage data set for load mode in order to format it.

**System Action:** CICS/VSE terminates abnormally with a dump.

**User Response:** Usually, VSAM has issued a prior message. See IDC-Prefix IDCAMS Messages in *z/VSE Messages and Codes, Volume 2*. If VSAM has not issued a message, find the error code in the VSAM ACB for the temporary storage data set. The ACB is in DFHSIG1. For the format of the ACB and the meanings of the values of ACB fields, see the *VSE/VSAM Access Method Services Logic* manual. When you find the error code, see *VSE/VSAM Return and Error Codes* in *z/VSE Messages and Codes, Volume 2* for its meaning. A possible cause of this error is an insufficient GETVIS area.

**Destination:** Console

**Module:** DFHSIG1

---

**DFH1329 VSAM PUT ERROR WHILE WRITING TEMPORARY STORAGE DATA SET CONTROL RECORD**

**Explanation:** A VSAM PUT failure occurred while CICS/VSE was attempting to write the temporary storage data set control record.

**System Action:** CICS/VSE terminates abnormally with a dump.

**User Response:** Usually, VSAM has issued a prior message.

See IDC-Prefix IDCAMS Messages in *z/VSE Messages and Codes, Volume 2*. If VSAM has not issued a message, find the error code in the VSAM RPL for the temporary storage data set. The RPL is in DFHSIG1. For the format of the RPL, see the *CICS Data Areas* manual. For the meanings of the values in the RPL fields see the *VSE/VSAM Access Method Services Logic* manual. When you find the error code, see *VSE/VSAM Return and Error Codes* in *z/VSE Messages and Codes, Volume 2* for its meaning. A possible cause of this error is an insufficient GETVIS area.

**Destination:** Console

**Module:** DFHSIG1

---

**DFH1330 VSAM MODCB ERROR WHILE PROCESSING TEMPORARY STORAGE DATA SET**

**Explanation:** A VSAM MODCB failure occurred while CICS/VSE was attempting to modify the number of strings in the ACB for the temporary storage data set.

**System Action:** CICS/VSE terminates abnormally with a dump.

**User Response:** Usually, VSAM has issued a prior message. See IDC-Prefix IDCAMS Messages in *z/VSE Messages and Codes, Volume 2*. If VSAM has not issued a message, find the error code in the VSAM ACB for the temporary storage data set. The ACB is in DFHTSP. For the format of the ACB and the meanings of the values of ACB fields, see the *VSE/VSAM Access Method Services Logic* manual. When you find the error code, see *VSE/VSAM Return and Error Codes* in *z/VSE Messages and Codes, Volume 2* for its meaning. A possible cause of this error is an insufficient GETVIS area.

**Destination:** Console

**Module:** DFHSIG1

---

**DFH1332 VSAM SHOWCAT ERROR WHILE PROCESSING TEMPORARY STORAGE DATA SET**

**Explanation:** A VSAM failure occurred while CICS/VSE was attempting to issue a SHOWCAT for the temporary storage data.

**System Action:** CICS/VSE terminates abnormally with a dump.

**User Response:** Usually, VSAM has issued a prior message. See IDC-Prefix IDCAMS Messages in *z/VSE Messages and Codes, Volume 2*. If VSAM has not issued a message, find the reason code in the VSAM ACB for the temporary storage data set. The ACB is in DFHSIG1. For the format of the ACB and the meanings of the values of ACB fields, see the *VSE/VSAM Access Method Services Logic* manual. When you find the reason code, see *IDCAMS Return and Reason Codes* for its meaning. A possible cause of this error is an insufficient GETVIS area.

**Destination:** Console

**Module:** DFHSIG1

---

**DFH1333 TEMPORARY STORAGE DATA SET CANNOT BE OPENED. MAIN-ONLY TEMPORARY STORAGE WILL BE AVAILABLE**

**Explanation:** A VSAM OPEN failure occurred while CICS/VSE was attempting to open the temporary storage data during a cold start.

**System Action:** CICS/VSE continues initialization with temporary storage available only in the CICS/VSE partition.

**User Response:** Usually, VSAM has issued a previous



message. See IDC-Prefix IDCAMS Messages in *z/VSE Messages and Codes, Volume 2*.

**Destination:** Console

**Module:** DFHSIG1

**DFH1334      TEMPORARY STORAGE DATA SET IS  
EMPTY, TEMPORARY STORAGE COLD  
START FORCED**

**Explanation:** During a warm start or emergency restart, CICS/VSE found that the temporary storage data set was empty.

**System Action:** System initialization continues.

**User Response:** Check that you are using the correct temporary storage data set. If not, restart with the correct data set. If you are using the correct temporary storage data set, confirm that it should be empty.

**Destination:** Console

**Module:** DFHSIG1

**DFH1335I      ERROR READING TEMPORARY STORAGE  
WARM START CONTROL DATA**

**Explanation:** CICS/VSE was unable to read the temporary storage warm start control information from the restart data set.

**System Action:** CICS/VSE terminates abnormally with a dump.

**User Response:** See Part 4 of the *CICS Problem Determination Guide* for guidance on how to get more help with this problem.

**Destination:** Console

**Module:** DFHSIG1

**DFH1340I      *applid:* NO DLBL STATEMENT PROVIDED  
FOR TEMPORARY STORAGE DATA SET**

**Explanation:** CICS/VSE is unable to open the auxiliary temporary storage data set because no DLBL statement has been provided.

**System Action:** A dump is provided and CICS/VSE is terminated.

**User Response:** Correct the error and restart CICS/VSE.

**Destination:** Console

**Module:** DFHSIG1

**DFH1341      *applid:* VSAM ERROR PROCESSING  
SHOWCAT FOR TEMPORARY STORAGE  
DATA SET**

**Explanation:** VSAM has detected an error during SHOWCAT processing for the auxiliary temporary storage data set.

**System Action:** A dump is provided and CICS/VSE is terminated.

**User Response:** Correct the error and restart CICS/VSE.

**Destination:** Console

**Module:** DFHSIG1

**DFH1342      *applid:* INVALID VSAM DEFINITION FOR  
TEMPORARY STORAGE DATA SET**

**Explanation:** CICS/VSE is unable to open the auxiliary temporary storage data set because it is not defined as VSAM ESDS.

**System Action:** A dump is provided and CICS/VSE is terminated.

**User Response:** Correct the error and restart CICS/VSE.

**Destination:** Console

**Module:** DFHSIG1

**DFH1362      - TEMPORARY STORAGE DATA SET NOT  
FORMATTED**

**Explanation:** The auxiliary temporary storage data set is not formatted (it is empty). Initial formatting will be done (if necessary) when temporary storage is cold started.

**System Action:** The temporary storage initialization task is abnormally terminated; this causes message DFH1313 to be sent to the console.

**User Response:** Correct the error and restart CICS/VSE.

**Destination:** Console

**Module:** DFHTSRP

**DFH1363      : INVALID CONTROL RECORD FOR  
TEMPORARY STORAGE DATA SET**

**Explanation:** The auxiliary temporary storage data set was not, in fact, initialized for temporary storage.

**System Action:** The temporary storage initialization task is abnormally terminated; this causes message DFH1313 to be sent to the console.

**User Response:** Correct the error and restart CICS/VSE.

**Destination:** Console

**Module:** DFHTSRP

**DFH1371      VSAM ERROR PROCESSING SHOWCB  
FOR TEMPORARY STORAGE DATA SET,  
R15=*retcode***

**Explanation:** VSAM has detected an error during SHOWCB processing for the auxiliary temporary storage data set. *retcode* is the VSAM return code.

**System Action:** The temporary storage initialization task is abnormally terminated; this causes message DFH1313 to be sent to the console.

**User Response:** Check the return code in *VSE/VSAM Commands*.

See Part 4 of the *CICS Problem Determination Guide* for guidance on how to get more help with this problem.

**Destination:** Console

**Module:** DFHTSRP

**DFH1372      VSAM ERROR PROCESSING OPEN FOR  
TEMPORARY STORAGE DATA SET,  
R15=*retcode*, RC=*errorcode***

**Explanation:** VSAM has detected an error during OPEN processing for the auxiliary temporary storage data set. The inserts identify the return code and the error code.

**System Action:** The temporary storage initialization task is abnormally terminated; this causes message DFH1313 to be sent to the console.

**User Response:** Check the return code and error code in *VSE/VSAM Commands*.

See Part 4 of the *CICS Problem Determination Guide* for guidance on how to get more help with this problem.

**Destination:** Console

**Module:** DFHTSRP

**DFH1373      VSAM ERROR PROCESSING CLOSE FOR  
TEMPORARY STORAGE DATA SET,  
R15=*retcode*, RC=*errorcode***

**Explanation:** VSAM has detected an error during CLOSE processing for the auxiliary temporary storage data set. The inserts identify the return code and the error code.

**System Action:** The temporary storage initialization task is

abnormally terminated; this causes message DFH1313 to be sent to the console.

**User Response:** Check the return code and error code in *VSE/VSAM Commands*.

See Part 4 of the *CICS Problem Determination Guide* for guidance on how to get more help with this problem.

**Destination:** Console

**Module:** DFHTSRP

**DFH1374** VSAM ERROR PROCESSING PUT FOR TEMPORARY STORAGE DATA SET,  
R15=*retcode*, RC=*errorcode*

**Explanation:** VSAM has detected an error during PUT processing for the auxiliary temporary storage data set. The inserts identify the return code and the error code.

**System Action:** The temporary storage initialization task is abnormally terminated; this causes message DFH1313 to be sent to the console.

**User Response:** Check the return code and error code in *VSE/VSAM Commands*.

See Part 4 of the *CICS Problem Determination Guide* for guidance on how to get more help with this problem.

**Destination:** Console

**Module:** DFHTSRP

**DFH1375** VSAM ERROR PROCESSING GET FOR TEMPORARY STORAGE DATA SET,  
R15=*retcode*, RC=*errorcode*

**Explanation:** VSAM has detected an error during GET processing for the auxiliary temporary storage data set. The

## DFH14xx (DFHTRP) Messages

**DFH1401** AUXILIARY TRACE FILE *filename* IS FULL  
**Explanation:** An attempt was made to write to the auxiliary trace data set *filename* but there was no room left in the data set.

**System Action:** The current auxiliary trace data set is closed, auxiliary trace is turned off, and message DFH1402 is issued.

**User Response:** See message DFH1402.

**Destination:** Console

**Module:** DFHTRP

**DFH1402** AUXILIARY TRACE FILE *filename* IS CLOSED

**Explanation:** This message is issued as additional information after messages DFH1401, and DFH1403. *filename* is the name of the auxiliary trace data set on which an error has occurred, and which is now closed.

**System Action:** None.

**User Response:** Run the trace utility program to print the contents of the current auxiliary trace data set. If two auxiliary trace data sets are defined, you can use the CEMT transaction to switch to the second trace data set, which is opened automatically. Then, to reactivate auxiliary trace, use the CEMT SET AUXTRACE ON command.

**Destination:** Console

**Module:** DFHTRP

**DFH1403** AUXILIARY TRACE FILE *filename* I/O ERROR

**Explanation:** An attempt to write to the auxiliary trace data set *filename* resulted in an I/O error.

**System Action:** The auxiliary trace data set is closed,

inserts identify the return code and the error code.

**System Action:** The temporary storage initialization task is abnormally terminated; this causes message DFH1313 to be sent to the console.

**User Response:** Check the return code and error code in *VSE/VSAM Commands*.

See Part 4 of the *CICS Problem Determination Guide* for guidance on how to get more help with this problem.

**Destination:** Console

**Module:** DFHTSRP

**DFH1376** VSAM ERROR PROCESSING MODCB FOR TEMPORARY STORAGE DATA SET,  
R15=*retcode*

**Explanation:** VSAM has detected an error during MODCB processing for the auxiliary temporary storage data set. The insert identifies the return code.

**System Action:** The temporary storage initialization task is abnormally terminated; this causes message DFH1313 to be sent to the console.

**User Response:** Check the return code in *VSE/VSAM Commands*.

See Part 4 of the *CICS Problem Determination Guide* for guidance on how to get more help with this problem.

**Destination:** Console

**Module:** DFHTSRP

auxiliary trace is turned off, and message DFH1402 is issued.  
**User Response:** Determine the cause of the I/O error and correct the problem prior to the next CICS/VSE execution. See also message DFH1402.

**Destination:** Console

**Module:** DFHTRP

**DFH1405** ASSIGNMENT OF AUXILIARY TRACE TAPE FAILED RC=*nn*

**Explanation:** An attempt was made to assign the trace tape dynamically, and this resulted in the return code *nn* that is described under the DOS ASSIGN macro.

**System Action:** The open of the auxiliary trace tape will fail.

**User Response:** None.

**Destination:** Console

**Module:** DFHTRP

**DFH1406** AUXILIARY TRACE TAPE ASSIGNED TO *cuu*

**Explanation:** The auxiliary trace tape has been successfully assigned to device *cuu*.

**System Action:** The tape is made available to the trace program.

**User Response:** None.

**Destination:** Console

**Module:** DFHTRP

**DFH1407** INSUFFICIENT STORAGE FOR AUXILIARY TRACE BUFFERS

**Explanation:** Before opening the auxiliary trace data set, CICS/VSE issued an operating system GETVIS macro to

allocate the buffers, but insufficient storage was available.

This happened:

1. During system initialization (AUXTR=ON specified in the SIT or as a system initialization override), or
2. While processing a CEMT request to open the auxiliary trace data set or to set auxiliary trace ON.

**System Action:** CICS/VSE continues with the auxiliary trace data set closed. If this error occurs during system initialization, CICS/VSE issues the additional message DFH1902.

**User Response:** If you want to use the auxiliary trace data set, ensure that the private GETVIS area includes 8KB for the two auxiliary trace buffers (4KB each).

**Destination:** Console

**Module:** DFHTRP

#### DFH1408 CICS/VSE ABEND REQUESTED BY GLOBAL TRAP EXIT DFHTRAP

**Explanation:** The field engineering global trap exit program (DFHTRAP) requested abnormal termination of CICS/VSE, while the currently active task was not the task dispatcher.

**System Action:** CICS/VSE disables the trap exit so that it will not be reentered, and terminates abnormally with a dump.

**User Response:** If necessary, use the dump to determine the cause of the original problem. **You should use the global trap exit only in consultation with an IBM support representative.**

**Destination:** Console

**Module:** DFHTRP

#### DFH1409 PROGRAM CHECK OCCURRED WITHIN GLOBAL TRAP EXIT - DFHTRAP NOW MARKED UNUSABLE

**Explanation:** After making a trace entry, the CICS/VSE trace program (DFHTRP) called the field engineering global trap exit program (DFHTRAP). A program check occurred during execution of DFHTRAP.

This message is associated with the call label TRPDMP1 for global user exit XFFDSUP.

**System Action:** CICS/VSE marks the currently active version of DFHTRAP unusable, and ignores it on future calls to DFHTRP. CICS/VSE then takes a dump showing the registers and PSW at the time of the program check, and continues.

**User Response:** Use the dump to find the cause of the program check. To replace the currently active but unusable DFHTRAP by a new version in the CICS/VSE program library, issue the following commands in the sequence shown:

```
CSFE DEBUG,TRAP=OFF
    (to deactivate the current trap)
CEMT SET PROGRAM(DFHTRAP) NEWCOPY
    (to update the trap disk address known to CICS/VSE)
CSFE DEBUG,TRAP=ON
    (to activate the new version of the trap).
```

**You should use the global trap exit only in consultation with an IBM support representative.**

**Destination:** Console

**Module:** DFHTRP

#### DFH1411 ERROR IN OPENING DFHAXPRM FILE

**Explanation:** An attempt to open the parameter file for the auxiliary trace utility program resulted in an error.

**System Action:** The job step is terminated.

**User Response:** Correct the problem and rerun the utility program.

**Destination:** Console

**Module:** DFHTUP

#### DFH1412 ERRORS FOUND IN PARM FILE

**Explanation:** The auxiliary trace program found one or more errors in the input from the parameter file. The utility lists the records in error, with an asterisk under the location on each record where an error was encountered.

**System Action:** The job step is terminated.

**User Response:** Correct the errors on the input parameter records and rerun the utility program.

**Destination:** Console

**Module:** DFHTUP

#### DFH1413 ERROR IN OPENING DFHAUXT FILE

**Explanation:** An attempt to open the auxiliary trace data set resulted in an error.

**System Action:** The job step is terminated.

**User Response:** Correct the error and rerun the utility program.

**Destination:** Console

**Module:** DFHTUP

#### DFH1414 ASSIGNMENT OF TRACE TAPE FAILED RC=*mm*

**Explanation:** An attempt was made to assign the trace tape dynamically, and this resulted in the return code *mm* that is described under the DOS ASSIGN macro.

**System Action:** The trace tape is not available for processing.

**User Response:** None.

**Destination:** Console

**Module:** DFHTUP

#### DFH1415 TRACE TAPE ASSIGNED TO *cuu*

**Explanation:** The trace utility program has assigned a tape to unit *cuu*.

**System Action:** The trace tape is available for processing.

**User Response:** None.

**Destination:** Console

**Module:** DFHTUP

#### DFH1416 INSUFFICIENT SPACE FOR PARAMETERS

**Explanation:** A GETVIS call failed to acquire sufficient storage for the parameters.

**System Action:** The task is terminated.

**User Response:** Allocate more storage and rerun the job.

**Destination:** Console

**Module:** DFHTUP

#### DFH1417 INVALID PARAMETER ADDRESS

**Explanation:** The storage chain required to hold the parameters is corrupt. Probable error in DFHTUP.

**System Action:** The task is abended.

**User Response:** Supply the operating system dump to the system programmer.

**Destination:** Console

Module: DFHTUP

---

**DFH1418 ERROR FOUND IN PARM OPERAND OF  
JOBSTEP EXEC STATEMENT**

**Explanation:** The auxiliary trace program found an error in the PARM operand of the job step EXEC statement. The utility program lists the entire PARM operand, with an asterisk

under the location where the error was encountered.

**System Action:** The job step is terminated.

**User Response:** Correct the error in the PARM operand and rerun the utility program.

**Destination:** Console

**Module:** DFHTUP

---

## DFH15xx (DFHSIP) Messages

---

**DFH1500 applid : CONTROL IS BEING GIVEN TO  
CICS**

**Explanation:** Informatory message indicating that control is being given to CICS/VSE. *applid* is the VTAM APPLID of the CICS/VSE system issuing the message.

**System Action:** System initialization continues.

**User Response:** The system programmer cannot suppress this message.

**Destination:** Console

**Module:** DFHSIJ1

---

**DFH1501 DFHSIT:xx IS BEING LOADED**

**Explanation:** This is an informatory message displayed during system initialization. *xx*, if present, represents the 1- or 2-character suffix specified for the SIT being used.

**System Action:** System initialization continues.

**User Response:** The system programmer may not suppress this message.

**Destination:** Console

**Module:** DFHSIP

---

**DFH1502 INVALID DATA FOR KEYWORD xxxxxx**

**Explanation:** This message is displayed if an override value for system initialization parameter *xxxxxx* is invalid or is likely to have undesired effects.

**System Action:** If the override data is invalid, it is ignored. If the data is valid, though considered likely to have undesired effects, the override is accepted. For example, if an AKPFREQ value less than 200 is specified, this message is issued and the value is used.

**User Response:** Check all input for the given keyword, from SYSIN, PARM, or console overrides. Check whether the data specified is correct. If the data specified appears to be valid, supply the following for problem determination:

1. A CANCEL dump at time of failure.
2. The system console log for the execution.
3. System initialization table (SIT) specified as MSGLVL=1.
4. All JCL submitted for execution.

**Destination:** Console

**Module:** DFHSIA1, DFHSIP

---

**DFH1503 INVALID KEYWORD SPECIFIED xxxxxx**

**Explanation:** This message is displayed if the keyword specified in the parameter field is invalid. *xxxxxx* is the keyword specified.

**System Action:** The keyword is ignored.

**User Response:** Ensure the keyword specified is correct and can be overridden. If the keyword is valid, request the following:

1. CANCEL dump.
2. The system console log for the execution.
3. System initialization table (SIT) specified as MSGLVL=1.
4. All JCL submitted for execution.

**Destination:** Console

**Module:** DFHSIA1

---

**DFH1504 UNABLE TO ESTABLISH DATE/TIME  
STAMP FOR TCT LOAD MODULE**

**Explanation:** During initialization, CICS/VSE was unable to place the date and time that the TCT was last cataloged into the fields provided at the start of the TCT. This may be because:

1. The TCT name originally specified was overridden by a console operator who entered an alternative name in response to message DFH1596; or
2. The routine that issues VSE Librarian macros to find the time/date stamp has failed, possibly due to insufficient partition GETVIS storage being available for the building of librarian control blocks and work areas.

**System Action:** System initialization continues with the date and time fields remaining blank in the TCT. Subsequent warm and emergency restart times may be degraded.

**User Response:** Determine why CICS/VSE was unable to establish the date and time stamp for the TCT used. In cases where warm and emergency restart times are critical, correct the error and restart CICS/VSE. If the second of the explanations given above applies, attempt to allocate more available partition GETVIS storage and retry.

See Part 4 of the *CICS Problem Determination Guide* for guidance on how to get more help with this problem.

**Destination:** Console

**Module:** DFHSIB1

---

**DFH1505 REPLY GO OR CANCEL**

**Explanation:** This message allows the user to continue the system initialization process by responding GO, or terminate by responding CANCEL. This message may appear at any time during system initialization.

**System Action:** If you reply CANCEL, CICS/VSE terminates. If you reply GO, CICS/VSE initialization continues.

**User Response:** Reply GO or CANCEL.

**Destination:** Console

**Module:** DFHSII1, DFHSIJ1

---

**DFH1506 UNABLE TO OPEN ACB FOR RESTART  
DATA SET**

**Explanation:** During initialization, CICS/VSE issued an OPEN for the restart data set, but the OPEN failed.

**System Action:** CICS/VSE terminates abnormally with a dump.

**User Response:** Examine the preceding VSAM message for the reason for the OPEN failure. Note that if you specify START=AUTO or START=EMER, or if you define your system with journal support, you must supply a restart data set in the JCL.

**Destination:** Console

**Module:** DFHSIC1, DFHSII1



---

**DFH1507I      ERROR READING CSA WARM START CONTROL DATA**

**Explanation:** CICS/VSE was unable to read the CSA warm start control information in the restart data set (DFHRSD). A message giving VSAM return codes usually precedes this message.

**System Action:** CICS/VSE terminates abnormally with a dump.

**User Response:** Correct the problem in the restart data set. If you cannot correct the problem, you must do a cold start or an emergency restart.

**Destination:** Console

**Module:** DFHSIII

---

**DFH1508I      ERROR READING AID WARM START CONTROL DATA**

**Explanation:** CICS/VSE was unable to read the AID (auto initiate descriptors) warm start control information in the restart data set (DFHRSD). A message giving VSAM return codes usually precedes this message.

**System Action:** CICS/VSE terminates abnormally with a dump.

**User Response:** Correct the problem in the restart data set. If you cannot correct the problem, you must do a cold start or an emergency restart.

**Destination:** Console

**Module:** DFHSIII

---

**DFH1509I      ERROR READING ICE WARM START CONTROL DATA**

**Explanation:** CICS/VSE was unable to read the ICE (interval control elements) warm start control information in the restart data set (DFHRSD). A message giving VSAM return codes usually precedes this message.

**System Action:** CICS/VSE terminates abnormally with a dump.

**User Response:** Correct the problem in the restart data set. If you cannot correct the problem, you must do a cold start or an emergency restart.

**Destination:** Console

**Module:** DFHSIII

---

**DFH1511      NO PPT ENTRY FOR *progrname***

**Explanation:** This message is displayed if a warm start of the processing program table (PPT) was requested and a warm start record is found for which the PPT has no matching entry. *progrname* is the name of the program that could not be found.

**System Action:** The record is ignored.

**User Response:** If you want program *progrname* to be available, cancel system initialization.

**Destination:** Console

**Module:** DFHPCR

---

**DFH1512      NO PCT ENTRY FOR *transid***

**Explanation:** This message is displayed if a warm start of the program control table (PCT) was requested and a warm start record is read for which there is no matching PCT entry. *transid* is the transaction identification.

**System Action:** The record is ignored.

**User Response:** If you want transaction *transid* to be available, cancel system initialization.

**Destination:** Console

**Module:** DFHKCRP

---

---

**DFH1513      THE FOLLOWING RESIDENT PROGRAMS CANNOT BE FOUND**

**Explanation:** The programs specified in the application load table (ALT) could not be loaded. Conditions that prevent program load are:

1. No entry could be located in the processing program table (PPT).
2. The entry in the PPT was disabled.
3. The library where the program resides is not in the search chain.

This message is followed by the name(s) of application programs that were not loaded.

**System Action:** After writing the message, system initialization continues with the next entry in the ALT.

**User Response:** For each named program, do either of the following:

- remove its entry from the ALT, or
- create and/or enable its entry in the PPT, or
- add the library where the program resides to the search chain.

**Destination:** Console

**Module:** DFHSIII

---

**DFH1518I      NO CONTROL RECORD ON RESTART DATA SET. COLD START FORCED**

**Explanation:** The restart data set had no control record. This should happen only on the first use of the restart data set.

**System Action:** CICS/VSE continues initialization for a cold start.

**User Response:** If you are using the restart data set for the first time, no action is necessary. Otherwise, the restart data set should contain a control record, therefore you should cancel CICS/VSE and investigate the problem.

**Destination:** Console

**Module:** DFHSIC1

---

**DFH1519      REMOTE TERMINALS DEFINED, BUT ISC IS NOT SUPPORTED**

**Explanation:** The terminal control table (TCT) contains terminals that are attached to another CICS/VSE system, but intersystems communication has not been included. Consequently, any programs attempting to use those terminals will fail.

**System Action:** Initialization continues.

**User Response:** Do not run any programs that require the affected terminals. If it is essential to have the terminals available, terminate CICS/VSE and restart with the necessary SIT overrides to enable ISC (see *CICS Intercommunication Guide*).

**Destination:** Console

**Module:** DFHSIF1

---

**DFH1521I      CICS UNABLE TO CONTINUE FOR REASONS GIVEN ABOVE**

**Explanation:** Because of one or more serious errors, CICS/VSE initialization cannot continue. One or more preceding messages describe the errors.

**System Action:** CICS/VSE terminates with a dump.

**User Response:** Correct the errors and restart CICS/VSE.

**Destination:** Console

**Module:** DFHSIII

---



---

**DFH1522A    RESTART ERRORS REPORTED ABOVE,  
REPLY GO OR CANCEL**

**Explanation:** One or more error messages precede this message. CICS/VSE can continue initialization but only in degraded mode.

**System Action:** Depending on your response to this message, CICS/VSE terminates with a dump, or continues initialization in degraded mode.

**User Response:** Consider the reported errors and their effects, and decide if you want CICS/VSE to continue in degraded mode. If you do, reply GO, otherwise reply CANCEL, correct the errors, and restart CICS/VSE.

**Destination:** Console

**Module:** DFHSIII

---

**DFH1523    *progname* IS ZERO LENGTH OR NOT  
EXECUTABLE**

**Explanation:** *progname* represents the name of a member in the program library that is either:

1. **Null** – only the directory entry exists (no input was given to the linkage editor), **or**
2. **Nonexecutable** – the linkage editor has flagged the module as nonexecutable due to an error.

**System Action:** If the error is detected during initialization, the PPT entry for the program is disabled, and CICS/VSE initialization continues. If the error is detected during CICS/VSE execution, the task requesting the program receives a “program identification error” response code.

**User Response:** Re-create the failed load module.

**Destination:** Console

**Module:** DFHSIP

---

**DFH1524    C/370 IS BEING INITIALIZED**

**Explanation:** CICS/VSE is initializing support for C/370.

**System Action:** System initialization continues.

**User Response:** None.

**Destination:** Console

**Module:** DFHSIJ1

---

**DFH1525    CONTROL RECORD ON RESTART DATA  
SET INVALID**

**Explanation:** During a CICS/VSE emergency restart, the restart control record has been found to be invalid. This can be because:

- the record has been corrupted, or
- in the previous CICS/VSE run, activity keypointing was not active (AKPFREQ system initialization operand/override omitted), and:
  - CICS/VSE terminated abnormally, or
  - CICS/VSE was shut down with the IMMEDIATE option.

**System Action:** CICS/VSE terminates with a dump.

**User Response:** Perform a cold start.

**Destination:** Console

**Module:** DFHSIC1

---

**DFH1526    EMERGENCY RESTART. JCL GIVES TAPE  
*valid* AS SYSLOG - REPLY GO OR VOLID**

**Explanation:** For an explicit emergency restart, the JCL specified the volume *valid*.

**System Action:** Use the given volume as the latest log tape.

**User Response:** If this is the correct volume, reply 'GO', otherwise type the correct volume serial number and, if necessary, mount the correct tape.

**Destination:** Console

---

**Module:** DFHSIB1

---

**DFH1527I    CANNOT OPEN RESTART DATA SET.  
COLD START WILL BE FORCED WHEN  
CICS RESTARTED**

**Explanation:** During a cold start, CICS/VSE could not open the restart data set. This may be because no restart data set is defined in the startup job stream, or because of a VSAM error (see preceding VSAM error message). Because CICS/VSE cannot write to the restart data set, only a cold start will be possible when you next bring up CICS/VSE.

**System Action:** CICS/VSE initialization continues.

**User Response:** If this CICS/VSE run terminates abnormally, you will not be able to do an emergency restart. If this is an acceptable risk, allow CICS/VSE to continue, otherwise cancel CICS/VSE and restart with a usable restart data set defined in the job stream.

**Destination:** Console

**Module:** DFHSIC1

---

**DFH1528    CSA RECORD ON RESTART DATA SET  
INVALID**

**Explanation:** CICS/VSE attempted to read the common system area (CSA) warm start control record from the global catalog but has found it to be invalid.

**System Action:** CICS/VSE terminates with a dump.

**User Response:** Perform an emergency restart.

**Destination:** Console

**Module:** DFHSIJ1

---

**DFH1529    DUPLICATE SERIES DFHJ*ddbb* IGNORED**

**Explanation:** The journal control table (JCT) contains two or more entries with the same JFILEID value for standard-labelled tapes. DFHJ*ddbb* shows the name of the series; *dd* is the journal number of the JCT entry giving rise to it.

**System Action:** Initialization continues, but only the first of the duplicated entries is acted on by volume management.

**User Response:** correct the error in the JCT.

**Destination:** Console

**Module:** DFHRCRP

---

**DFH1530    PURGE OF NON-EXECUTABLE ATI  
REQUEST INOPERATIVE**

**Explanation:** CICS/VSE is unable to initiate the CRSQ task to delete automatic transaction initiation requests from the system when those requests are not honored for longer than the ATI purge delay interval.

**System Action:** System initialization continues.

**User Response:** If ATI purge is required, ensure that the CRSQ task is available next time CICS/VSE is initialized.

**Destination:** Console

**Module:** DFHSIJ1

---

**DFH1532A    DUPLICATE ENTRY FOR *xxxx* IN *yyyy*  
IGNORED**

**Explanation:** A duplicate entry for *xxxx* was found in the table specified (*yyyy*). The duplicate entry was ignored.

**System Action:** System initialization continues.

**User Response:** Confirm that the duplicate entry was in error and remove it from the table.

**Destination:** Console

**Module:** DFHPCRP, DFHKCRP

---

---

**DFH1533 – A BAD RETURN CODE X'code' HAS BEEN RECEIVED FROM C/370**

**Explanation:** During system initialization, CICS/VSE could not initialize C/370 correctly. The C/370 support module, EDCCICS, has been loaded correctly, but the necessary setup is not complete.

**System Action:** CICS/VSE continues initialization, but transactions invoking C programs will abend.

**User Response:** Ensure that you have installed C/370 successfully and have carried out the necessary steps to enable CICS/VSE support for C. For the meaning of return code X'code', see the IBM C/370 Programming Guide for VSE (SC09-1399).

**Destination:** Console  
**Module:** DFHSIJ1

---

**DFH1534 UNABLE TO LINK TO PROGRAM DFHAMP –****GRPLIST PARAMETER IGNORED**

**Explanation:** The DFHAMP program cannot be found on the load library. The GRPLIST parameter cannot be processed and so is ignored.

**System Action:** System initialization continues

**User Response:** Ensure that the program DFHAMP is on the load library.

**Destination:** Console  
**Module:** DFHSIII

---

**DFH1535 SEVERE ERROR DETECTED IN DFHAMP**

**Explanation:** A severe error was detected while the GRPLIST parameter was being processed.

**System Action:** A dump is provided and CICS/VSE is terminated.

**User Response:** This is probably a logic error in DFHAMP. See Part 4 of the *CICS Problem Determination Guide* for guidance on how to get more help with this problem.

**Destination:** Console  
**Module:** DFHSIII

---

**DFH1536 ERROR PROCESSING RESIDENT PROGRAMS**

**Explanation:** An error was detected while resident programs were being processed.

**System Action:** A dump is provided and CICS/VSE is terminated.

**User Response:** This is probably due to an internal logic error in DFHTMP. See Part 4 of the *CICS Problem Determination Guide* for guidance on how to get more help with this problem.

**Destination:** Console  
**Module:** DFHSIII

---

**DFH1538I DFHCSA CONTAINS INCORRECT LIFO STACK**

**Explanation:** When initializing the TCP task LIFO stack, CICS/VSE detected an error. The number of stack elements was less than the required minimum.

**System Action:** Continue with initialization.

**User Response:** Ignore this message unless, subsequently, the TCP task is found to enter a WAIT state or to program check. In either case, examine the TCP task LIFO stack and decide why this message has been issued.

**Destination:** Console

---

**Module:** DFHSIF1 (DFHZAIT)

---

**DFH1539 PL/I SUPPORT IS NOT AVAILABLE**

**Explanation:** PL/I programs cannot be executed correctly because the PL/I module DFHSAP could not be located. The PL/I libraries have probably been omitted from the library search chain.

**System Action:** Continue with initialization.

**User Response:** Ignore this message unless PL/I support is required. In this case, reinitialize CICS/VSE with the correct libraries.

**Destination:** Console  
**Module:** DFHSIJ1

---

**DFH1541 UNABLE TO SET UP A SUBSYSTEM FACILITY CONTROL BLOCK**

**Explanation:**

- Not enough storage was available for a subsystem control block, **or**
- The VSE SUBSID macro (which places the address of the block into COMREG) was unsuccessful.

**System Action:** A CICS/VSE 1541 abend dump is produced.

**User Response:** If the problem persists, obtain a complete system dump.

**Destination:** Console  
**Module:** DFHSIB1

---

**DFH1543 TIME-OF-DAY CLOCK INOPERATIVE**

**Explanation:** System initialization was unable to establish the time-of-day clock values for CICS/VSE.

**System Action:** CICS/VSE is abnormally terminated and a dump is provided.

**User Response:** The time-of-day clock is external to CICS/VSE execution and may have been disabled. Enable the time-of-day clock and restart CICS/VSE.

**Destination:** Console  
**Module:** DFHSIII

---

**DFH1544 INCOMPATIBLE CLOCK VALUES, REPLY GO OR CANCEL**

**Explanation:** The current time of day was not greater than or equal to the last shutdown time. This message expects a response of GO or CANCEL.

**System Action:** If the reply is GO, system initialization sets temporary storage facilities to cold start and continues startup. If the reply is CANCEL, CICS/VSE is terminated.

**User Response:** The user should check that the processor clock has been set to the proper time of day. Reply GO if system initialization is to continue. Reply CANCEL if CICS/VSE is to be terminated.

**Destination:** Console  
**Module:** DFHSIII

---

**DFH1545 UNABLE TO OPEN ACB FOR RESTART DATA SET**

**Explanation:** CICS/VSE issued an OPEN for the restart data set but the OPEN has failed.

**System Action:** CICS/VSE abnormally terminates with a dump.

**User Response:** Perform a cold start

**Destination:** Console  
**Module:** DFHSIJ1

---

**DFH1546 CONTROL RECORD ON RESTART DATA SET INVALID**

**Explanation:** During CICS/VSE emergency restart, the restart control record has been found to be invalid. This can be because:

- The record has been corrupted, *or*
- In the previous CICS/VSE run, activity keypointing was not active (AKPFREQ system initialization operand/override omitted) and:
  - CICS/VSE terminated abnormally *or*
  - CICS/VSE was shut down with the IMMEDIATE option.

**System Action:** CICS/VSE terminates with a dump.

**User Response:** Perform a cold start.

**Destination:** Console

**Module:** DFHSI1

**DFH1549 LOGIC ERROR WHEN BUILDING TCT MODULE LIST**

**Explanation:** Either the format of the modules DFHZCA, ZCB, ZCP, ZCX, ZCY, and ZCZ was not as expected, or the TCT was generated incorrectly.

**System Action:** CICS/VSE is abnormally terminated and a dump is provided.

**User Response:** Possible reasons for this message are:

1. The modules mentioned in the Explanation were generated without VTAM facilities, but the system initialization table (SIT) specifies VTAM=YES.
2. The TCT does not include ACCMETH=VTAM, but the system initialization table (SIT) specifies VTAM=YES.
3. The entry points of the modules mentioned in the Explanation are incorrect.
4. The module list in each of the modules mentioned in the Explanation is incorrect.

If either of the first two reasons above applies, correct the error.

See Part 4 of the *CICS Problem Determination Guide* for guidance on how to get more help with this problem.

**Destination:** Console

**Module:** DFHSIF1

**DFH1555 – A BAD RETURN CODE X'rc' HAS BEEN RECEIVED FROM COBOLII**

**Explanation:** During system initialization, CICS/VSE could not correctly initialize VS COBOL II support. The system initialization table (SIT) contains the COBOL2=YES parameter, but the necessary setup is not complete.

**System Action:** CICS/VSE continues initialization, but transactions invoking VS COBOL II programsabend.

**User Response:** For details of the VS COBOL II return code *rc*, refer to the *VS COBOL II Application Debugging* manual.

Ensure that you have installed VS COBOL II successfully, and carried out the necessary steps to enable CICS/VSE support for VS COBOL II, as listed in the *VS COBOL II Application Debugging* manual. In particular, ensure that you have placed the COBOL-CICS/VSE interface module, IGZECIC, in the PHASE sublibrary search chain of the CICS/VSE startup job stream.

**Destination:** Console

**Module:** DFHSIJ1

**DFH1556 SKRP {Ax|Fy} DISABLED DUE TO EXTENSION OF PGRET VALUE**

**Explanation:** The new PGRET value supplied as an initialization option, has caused all the single-key retrieval values to be rebuilt, and the value shown in the message exceeds 16 bytes. *x* can be a value 1 through 3, and *y* can be a value 1 through 12.

**System Action:** The key given in the message (PA1-PA3, PF1-PF12) is disabled.

**User Response:** If it has been specified (by PARM or UPSI) that initialization overrides can be entered by means of the console, the opportunity will be given to reenter the PGRET and/or SKRxxxxx initialization option.

**Destination:** Console

**Module:** DFHSIA1

**DFH1557 TRANSACTION CSAC CANNOT BE FOUND**

**Explanation:** No definition of transaction CSAC was found either in the PCT or the group list specified. This transaction is essential for CICS/VSE to initialize correctly.

**System Action:** A dump is provided and CICS/VSE is terminated.

**User Response:** Ensure that the CSAC transaction is defined either in the PCT or the specified group list.

**Destination:** Console

**Module:** DFHKCP, DFHSIJ1

**DFH1558 PROGRAM *progrname* CANNOT BE FOUND**

**Explanation:** The specified program is essential for CICS/VSE to initialize correctly, but was not defined in the PPT or the group list specified in the startup job stream.

**System Action:** A dump is provided and CICS/VSE is terminated.

**User Response:** Ensure that the program is defined either in the PPT or the group list specified in the startup job stream.

**Destination:** Console

**Module:** DFHSIJ1

**DFH1559 PROFILE DFHCICSE CANNOT BE FOUND**

**Explanation:** The DFHCICSE profile is essential for CICS/VSE to initialize correctly, but was not defined in the PCT or the group list specified in the startup job stream.

**System Action:** A dump is provided and CICS/VSE is terminated.

**User Response:** Ensure that the DFHCICSE profile is defined either in the PCT or the group list specified in the startup job stream. A definition of DFHCICSE is provided in the DFHSTAND group on the CSD file, and in the PCT FN=STANDARD function group.

**Destination:** Console

**Module:** DFHKCP, DFHSIJ1

**DFH1560 TIME-OF-DAY CLOCK INOPERATIVE**

**Explanation:** System initialization was unable to establish the time-of-day clock values for CICS/VSE.

**System Action:** CICS/VSE terminates abnormally with a dump.

**User Response:** The time-of-day clock is external to CICS/VSE execution and may have been disabled. Enable the time-of-day clock and restart CICS/VSE.

**Destination:** Console

**Module:** DFHSIC1

---

**DFH1561      STARTUP TIME EARLIER THAN SHUTDOWN TIME. REPLY WAIT OR CANCEL**

**Explanation:** CICS/VSE is being warm started. The time-of-day clock value for startup is compared with the time-of-day clock value recorded for (the previous) warm shutdown and the two values differ by more than 15 seconds.  
Note:

1. Various resources managers rely on the time-of-day clock value being non decreasing
2. The problem can only occur if CICS/VSE has been running on one processor and is being restarted on a different processor.

**System Action:** If the response is CANCEL, CICS/VSE is abnormally terminated and a dump is provided. If the response is WAIT, CICS/VSE startup will be delayed for up to 15 seconds after which the time-of-clock values will be compared again.

**User Response:** The time-of-day clocks must be synchronized across all processors that can be used for CICS/VSE. If this is not done then the effect on CICS/VSE is that:

1. Takeover may be delayed if START=STANDBY is specified in the SIT.
2. Unpredictable errors may occur if CICS/VSE is emergency restarted.

**Destination:** Console

**Module:** DFHSIC1

---

**DFH1562      Language Environment for VSE/ESA is being initialized.**

**Explanation:** CICS is initializing support for LE for VSE/ESA.

**System Action:** System initialization continues.

**User Response:** None.

**Destination:** Console

**Module:** DFHSIJ1

---

**DFH1563      SYSTEM LOG ENTRY NOT PRESENT IN JCT**

**Explanation:** During emergency restart, no system log entry was found in the journal control table (JCT), or JCT=NO has been specified.

**System Action:** A dump is provided, and CICS/VSE is terminated.

**User Response:** Supply a system log entry in the JCT, or supply a JCT.

**Destination:** Console

**Module:** DFHSIC1

---

**DFH1564I      PROGRAM DFHSTP FAILED**

**Explanation:** During emergency restart, a CANCEL reply was entered to message DFH1588. The CICS/VSE system initialization program linked to the system termination program, which should have terminated CICS/VSE, but, instead, returned control to the system initialization program.

**System Action:** CICS/VSE terminates abnormally with a dump.

**User Response:** This is an internal CICS/VSE error.

See Part 4 of the *CICS Problem Determination Guide* for guidance on how to get more help with this problem.

**Destination:** Console

**Module:** DFHSIII

---

**DFH1565I      UNABLE TO LINK TO PROGRAM DFHSTP**

**Explanation:** During CICS/VSE initialization, a user CANCEL request was issued, but the CICS/VSE system termination program could not be found.

CICS/VSE cannot find DFHSTP in any of the libraries defined in the LIBDEF SEARCH sequence in the CICS/VSE startup job stream.

**System Action:** CICS/VSE terminates abnormally with a dump.

**User Response:** To correct this error, make DFHSTP available in one of the libraries.

**Destination:** Console

**Module:** DFHSIII

---

**DFH1566E      UNABLE TO ESTABLISH JCT ENTRIES**

**Explanation:** During system initialization, CICS/VSE has detected errors when trying to establish the JCT entries from the CICS/VSE catalog in the restart data set.

**System Action:** CICS/VSE terminates abnormally with a VSE abend code of 1566.

**User Response:** Check the CICS/VSE catalog and the journal control table (JCT).

**Destination:** Console

**Module:** DFHSIC1

---

**DFH1567      TCT ASSEMBLY TIME DIFFERENT**

**Explanation:** During system initialization, CICS/VSE has detected a difference between the assembly time of the TCT being used and the assembly time of the TCT used in the previous run of CICS/VSE

**System Action:** CICS/VSE will create new warm-start entries for any changed TCT entries.

**User Response:** Check that the correct TCT is being used, and that the changes made by CICS/VSE are what you intended.

**Destination:** Console

**Module:** DFHTCRP

---

**DFH1568      A CICS REQUEST TO LE FOR VSE/ESA HAS FAILED. REASON CODE *rc*.**

**Explanation:** CICS/VSE has attempted to communicate with LE for VSE/ESA but, due to an error, the function requested by CICS could not be performed.

**System Action:** If the error occurs during system initialization, initialization continues but without support for LE for VSE/ESA. If the error occurs in a user application program, the transaction is abnormally terminated.

**User Response:** For an explanation of the LE for VSE/ESA reason code *rc*, refer to the LE for VSE/ESA *Debugging and Runtime Messages Guide*

If the error occurs during system initialization, check that the LE for VSE/ESA modules and the modules required for the languages supported by that environment have been correctly installed.

**Destination:** Console

**Module:** DFHLIP

---

**DFH1570A      WAITING FOR TIMER**

**Explanation:** CICS/VSE requires "interval timer" interrupts for proper operation. When tested during system initialization, an interval of 1 second was not signaled complete after 5 seconds.

**System Action:** CICS/VSE initialization waits for the correct



## DFH1571 • DFH1578

time interval to expire. When the timer signals completion of the interval, execution resumes.

**User Response:** Ensure the interval timer is turned on.

**Note:** If your operating system uses the clock comparator or processor timer for timing intervals, ensure they are working properly.

**Destination:** Console

**Module:** DFHSA1

---

**DFH1571**      **TERMINAL CONTROL INCOMPATIBILITY.**  
**RC=retcode. REPLY GO OR CANCEL**

**Note:** Message DFH1571 is issued in two forms.

---

**DFH1571**      **TERMINAL CONTROL INCOMPATIBILITY,**  
**CICS HAS BEEN CANCELLED**

**Explanation:** CICS/VSE system initialization found an incompatibility during the initialization of the terminal control facility, for a reason indicated by the value of the return code *retcode*, as follows:

**X'04'**      BTAM lines were generated but DFHTCP was not loaded.

**X'08'**      BTAM lines were not generated but DFHTCP was loaded.

**X'0C'**      VTAM=YES was specified (perhaps by default) in the SIT, but the VTAM macros SHOWCB and GENCB are not available.

**System Action:** Wait for operator's reply to either continue initialization or end startup with dump. If the operator replies CANCEL, CICS is terminated and the second form of this message is issued.

**User Response:** Reply GO or CANCEL.

Before the next CICS/VSE startup, correct the error indicated by the return code.

**Destination:** Console

**Module:** DFHSIB1, DFHSIF1

---

**DFH1572**      **UNABLE TO OPEN VTAM ACB –**  
**RC=xxxxxxx, ACB CODE=yy**

**Explanation:** An error was encountered during system initialization while attempting to open the VTAM ACB. xxxxxxxx is the VTAM error code found in Register 15. yy is the contents of the ACB error field (in hex).

**System Action:** CICS/VSE continues initialization, unless it is an XRF alternate system, in which case it terminates.

**User Response:** See the *VTAM Programming* manual for a complete description of the values of the ACB error field and the return code, and decide whether to cancel or continue. Any nonzero value of the VTAM return code xxxxxxxx indicates an open failure. Some common ACB return codes following a VTAM open failure are:

**X'50'** VTAM is not in operating system.

**X'52'** VTAM is shutting down and cannot accept new sessions.

**X'54'** The APPLID is not defined to VTAM.

**X'56'** The APPLID name was found in the VTAM configuration list, but was not defined as an APPLICATION.

**X'58'** The APPLID is already opened by another application.

**X'5A'** The APPLID has been deactivated in VTAM.

**X'5C'** Incorrect level of VTAM.

**X'88'** Open cannot be processed by VTAM due to lack of storage.

**Note:** In an XRF environment, for 'APPLID' in the above list, read 'specific APPLID'.

If you want to use VTAM terminals in this CICS/VSE run, you must activate VTAM. You can open the VTAM ACB with the CEMT SET VTAM OPEN command.

**Destination:** Console

**Module:** DFHSIF1

---

**DFH1575**      **NO TCT ENTRY FOR *termid***

**Explanation:** This message is issued when system initialization reads a warm start record for which there is no matching terminal control table (TCT) entry. *termid* is the TCT name that is missing.

**System Action:** The record is ignored.

**User Response:** If the terminal is required, system initialization should be canceled.

**Destination:** Console

**Module:** DFHTCRP

---

**DFH1576**      **TEMPORARY STORAGE FORMAT ERROR**

**Explanation:** An error occurred when CICS/VSE was attempting to build a VSAM request parameter list (RPL). This is a CICS/VSE internal logic error.

**System Action:** CICS/VSE terminates abnormally.

**User Response:** See Part 4 of the *CICS Problem Determination Guide* for guidance on how to get more help with this problem.

**Destination:** Console

**Module:** DFHSIH1

---

**DFH1577**      **NO WARM START INFORMATION FOR**  
**TCT, TCT COLD STARTED**

**Explanation:** A warm start of terminal control was requested, but no restart records were available on the restart data set (DFHRSD).

**System Action:** The terminal control table (TCT) is cold started and system initialization continues.

**User Response:** None.

**Destination:** Console

**Module:** DFHSIF1

---

**DFH1578**      **PLTPI SPECIFIED CANNOT BE FOUND,**  
**REPLY GO OR CANCEL**

**Explanation:** The post-initialization program list table (PLTPI) cannot be found. Either no processing program table (PPT) entry exists for the PLT or the PLT does not exist in the CICS/VSE program library.

**System Action:** If the response is CANCEL, CICS/VSE is abnormally terminated and a dump is provided. If the response is GO, processing continues without PLT processing.

**User Response:** Respond GO or CANCEL.

**Destination:** Console

**Module:** DFHSIJ1

---

**DFH1579**     **PLT PROGRAM *progname* NOT FOUND,  
REPLY GO OR CANCEL**

**Explanation:** This message indicates that a program defined in the post-initialization program list table (PLTPI) was either not defined in the PPT or was not found in the CICS/VSE program library. *progname* is the program name.

**System Action:** If the response is CANCEL, CICS/VSE is abnormally terminated with a dump. If the response is GO, the program is bypassed.

**User Response:** Reply CANCEL or GO.

**Destination:** Console

**Module:** DFHSIJ1

---

**DFH1580**     **NO WARM START INFORMATION FOR  
TSP, TSP COLD STARTED**

**Explanation:** In attempting to warm start temporary storage, CICS/VSE found that no restart records were available on the restart data set (DFHRSD).

The probable reason is that the restart data set has been corrupted since the last shutdown.

**System Action:** The temporary storage data set is cold-started and system initialization continues.

**User Response:** None.

**Destination:** Console

**Module:** DFHSIG1

---

**DFH1581**     **JOURNALING SPECIFIED, BUT  
INITIALIZATION PROGRAMS NOT  
PRESENT**

**Explanation:** The system initialization table (SIT) specifies journaling, but the PPT does not include entries for the journal initialization programs.

**System Action:** CICS/VSE terminates abnormally with a dump.

**User Response:** Correct the error, and restart CICS/VSE. You can generate all the required transaction and program entries for journaling by installing the CICS/VSE-supplied group, DFHJRNL (using resource definition online (RDO)), or by coding FN=JOURNAL in DFHPCT and DFHPPT macros.

**Destination:** Console

**Module:** DFHRCRP

---

**DFH1582**     **SYSTEM INITIALIZATION PAGE FIX  
ERROR**

**Explanation:** CICS/VSE cannot fix the storage areas requested by the user to be fixed.

**System Action:** CICS/VSE is abnormally terminated with a dump.

**User Response:** Ensure sufficient storage is available for fixing all requested areas, and restart CICS/VSE. If the problem persists, request the following information for problem determination:

1. CANCEL dump at time of failure
2. Output from the VSE MAP command (also written to the console log)
3. The system console log for the execution
4. System initialization table (SIT) specified as MSGLVL=1
5. All JCL submitted for execution
6. Assembler listings of the system initialization program (SIP).

**Destination:** Console

**Module:** DFHSIB1, DFHSIII

---

---

**DFH1583**     **JOURNAL CONTROL SUBTASK ATTACH  
FAILURE**

**Explanation:** This message indicates that the journal control subtask attached by system initialization has abnormally terminated.

**System Action:** CICS/VSE is abnormally terminated with a dump.

**User Response:** Correct the error, or initialize CICS/VSE without journaling.

**Destination:** Console

**Module:** DFHSIH1

---

**DFH1584**     **SYSTEM LOG POSITIONING SUBTASK  
ATTACH FAILURE**

**Explanation:** System initialization attempted to attach the CICS/VSE subtask that positions the system log (DFHTEOF), but the ATTACH was unsuccessful.

**System Action:** A dump is provided, and CICS/VSE is abnormally terminated.

**User Response:** The most probable reason for the ATTACH failure is that the maximum number of subtasks allowed (15), has been exceeded. Correct the error, and restart CICS/VSE.

**Destination:** Console

**Module:** DFHSIC1

---

**DFH1585**     **SYSTEM LOG POSITIONING SUBTASK  
ABEND**

**Explanation:** During emergency restart, the CICS/VSE subtask that repositions the system log tape (DFHTEOF) has abnormally terminated.

**System Action:** A dump is provided, and CICS/VSE is abnormally terminated.

**User Response:** If possible, correct the error and restart CICS/VSE, otherwise cold start CICS/VSE.

**Destination:** Console

**Module:** DFHRCRP

---

**DFH1586I**     **PROGRAM DFHRUP CANNOT BE FOUND**

**Explanation:** During emergency restart, the system initialization program (SIP) could not find the recovery utility program (DFHRUP).

**System Action:** A dump is provided, and CICS/VSE is abnormally terminated.

**User Response:** Ensure that DFHRUP is in the CICS/VSE program library, otherwise cold start CICS/VSE.

**Destination:** Console

**Module:** DFHRCRP

---

**DFH1587S**     **UNABLE TO LINK TO PROGRAM  
DFHAKP**

**Explanation:** The activity keypoint program (DFHAKP) was not found by the system initialization program when attempting to take the initial keypoint for a CICS/VSE execution.

**System Action:** A dump is provided, and CICS/VSE is abnormally terminated.

**User Response:** Ensure that the activity keypoint program is defined in the PPT and is in the CICS/VSE program library, and that DFHLIST is installed as a group in the group list.

**Destination:** Console

**Module:** DFHSIII

---

**DFH1588 IS STARTUP TO BE CONTINUED? REPLY GO OR CANCEL**

**Explanation:** This message can appear after completion of emergency restart, or when an error occurs during CICS/VSE startup.

CICS/VSE will issue this message at the end of emergency restart if a previous 'YES' response was made to message DFH2839. This is to allow the operator the opportunity of quiescing CICS/VSE after any partial backout of inflight activity, before users get the chance to access any potentially uncommitted data.

Replying 'CANCEL' in this case allows any remaining CICS/VSE inflight activity to be 'manually' backed out before CICS/VSE is then warm started, and users given access to the system.

**System Action:** If you reply GO, CICS/VSE continues initialization. If you reply CANCEL, CICS/VSE shuts down normally if emergency restart has completed, or terminates abnormally with a dump if an error has occurred during initialization.

**User Response:** Reply GO or CANCEL.

**Destination:** Console

**Module:** DFHSII1

**DFH1589I VTAM IS NOT CURRENTLY ACTIVE**

**Explanation:** CICS/VSE initialization cannot OPEN the VTAM ACB because VTAM is not active at present.

**System Action:** If this is an alternate CICS/VSE, wait for 15 seconds and retry the OPEN indefinitely.

If this is not an alternate system, CICS/VSE proceeds with the rest of initialization.

**User Response:** In the case of an alternate system, check that VTAM is on its way up. If it is not on its way up, you can cancel this alternate system.

If this is not an alternate, you can use the CEMT transaction to retry the OPEN when CICS/VSE has initialized.

**Destination:** Console

**Module:** DFHSIF1

**DFH1590E XRF ALTERNATE CANNOT PROCEED WITHOUT VTAM**

**Explanation:** CICS/VSE initialization cannot OPEN the VTAM ACB. The ACB error code may be found in the preceding DFH1572.

**System Action:** CICS/VSE is terminated with a dump.

**User Response:** Correct the causes of the errors.

**Destination:** Console

**Module:** DFHSIF1

**DFH1591 LOADER SUBTASK ATTACH FAILURE**

**Explanation:** System initialization failed to attach the loader subtask.

**System Action:** CICS/VSE terminates abnormally with a dump.

**User Response:** Check if the VSE subtask limit was exceeded.

**Destination:** Console

**Module:** DFHSIP, DFHSIJ1

**DFH1592 CICS APPLID NOT (YET) ACTIVE TO VTAM**

**Explanation:** CICS/VSE initialization cannot OPEN the VTAM ACB because VTAM does not recognise the APPLID (VTAM error X'5A'). This may be a user error in the value of APPLID (for example, on a SIT override), or the application subarea containing the APPLID may not be ACTIVE in VTAM. If VTAM is still initializing, the error may correct itself when VTAM completes its initialisation.

**System Action:** If this is an XRF alternate system, CICS/VSE waits for 15 seconds and retries the OPEN repeatedly until successful. If this is not an XRF alternate, CICS/VSE proceeds with the rest of initialisation.

**User Response:** In the case of an XRF alternate, if VTAM is initializing and the required application subarea is ACTIVE in VTAM, you can cancel this alternate.

If this is not an XRF alternate, you can use CEMT to retry the OPEN when CICS/VSE has initialised.

**Destination:** Console

**Module:** DFHSIF1

**DFH1593 I/O ERROR WHILE LOADING *progname* FROM THE LIBRARY**

**Explanation:** A permanent I/O error occurred while loading *progname* from the core image library (CIL). *progname* is the program name.

**System Action:** CICS/VSE is abnormally terminated with a dump.

**User Response:** Correct the error, and restart CICS/VSE. See Part 4 of the *CICS Problem Determination Guide* for guidance on input/output problems.

**Destination:** Console

**Module:** DFHSIP

**DFH1594 A *xxxx* VERSION OF MODULE *progname* IS BEING LOADED**

**Explanation:** The system is loading a version of module *progname* that was assembled for CICS/VSE Release *xxxx*.

**System Action:** System initialization continues.

**User Response:** Ensure that it is valid to use an old version of this module. Usually, it will be necessary to reassemble the module for the current release of CICS/VSE.

**Destination:** Console

**Module:** DFHSIH1, DFHSIJ1

**DFH1595 CUSHION SIZE SPECIFIED EXCEEDS AVAILABLE STORAGE**

**Explanation:** The storage cushion size, as specified either in the system initialization table (SIT) or as a SIT override, is larger than the available CICS/VSE dynamic storage.

**System Action:** CICS/VSE is abnormally terminated with a dump.

**User Response:** The user should increase the partition size or decrease the storage cushion size.

**Destination:** Console

**Module:** DFHSIH1, DFHSIJ1

**DFH1596 NUCLEUS MODULE *progname* CANNOT BE LOCATED. ENTER ALTERNATIVE NAME OR CANCEL**

**Explanation:** While loading the nucleus, CICS/VSE issues this message if a nucleus module *progname* is:

1. Not found in the CICS/VSE library, or

## 2. Non-relocatable.

The second sentence of the message will not appear if CANCEL has been entered as a previous reply to this message, or if the missing module is DFHSAP (because there is no alternative to this module).

**System Action:** The system initialization program waits for the operator to enter either the correct module name, if appropriate, or the reply CANCEL. If CANCEL is entered, CICS/VSE is abnormally terminated with a dump at the end of the nucleus build process. If further modules cannot be located, the operator will be informed but will not be required to enter CANCEL again.

**User Response:** If the module name and suffix are incorrect, enter the correct version. If the module name and suffix are correct, add the required phase to the library. Leave CICS/VSE waiting while you do this, and then enter the name.

Alternatively, enter CANCEL as the message suggests, add the module to the library, and then restart CICS/VSE

**Destination:** Console

**Module:** DFHSIB1, DFHSIP

---

**DFH1597**      **DFHNTRA FAILED TO OPEN BUT THERE ARE INTRAPARTITION ENTRIES IN THE DCT**

**Explanation:** The intrapartition transient data set failed to open.

## DFH16xx (DFHDUP) Messages

---

**DFH1601**      **DATA SET READ ERROR**

**Explanation:** The access method has indicated a read error. The dump data set may not have been opened during the most recent CICS/VSE session.

**System Action:** The record is skipped.

**User Response:** Either ensure that the JCL is correct, or determine the reason for the read errors.

**Destination:** Console

**Module:** DFHDUP

---

**DFH1602**      **36 CONSECUTIVE UNIDENTIFIABLE RECORDS, DUMP UTILITY TERMINATED**

**Explanation:** An identification record has an incorrect code or format. This is probably because the wrong data set is being processed, or the dump data set that the utility is trying to process has not been used in the current CICS/VSE execution. The latter could be because no dumps were produced in the current execution, or the data sets had been switched.

**System Action:** Records are skipped and execution is terminated with a return code of 8.

**User Response:** Ensure that the correct data set is being processed, or check for a possible error in the dump control program (DFHDCP). If two dump data sets are used, check that the data set being processed was used in the current CICS/VSE execution.

**Destination:** SYSLST

**Module:** DFHDUP

---

**DFH1604**      **END OF FILE ENCOUNTERED, LAST DUMP MAY BE INCOMPLETE**

**Explanation:** The dump data set has been filled.

**System Action:** The dump utility program (DFHDUP) terminates.

**User Response:** Check that the dump is complete and that no incomplete message is at the end.

**Destination:** SYSLST

**System Action:** The intrapartition entries in the DCT are disabled, and system initialization continues.

**User Response:** Initially, check that JCL statements have been supplied for DFHNTRA.

**Destination:** Console

**Module:** DFHSID1

---

**DFH1599**      **REGION/PARTITION SIZE INSUFFICIENT TO INITIALIZE CICS**

**Explanation:** The address space available to CICS/VSE is insufficient to initialize the specified configuration.

**System Action:** A CICS/VSE abend dump is produced, and CICS/VSE is abnormally terminated.

**User Response:** Increase the partition size available to CICS/VSE, or reduce the CICS/VSE configuration to fit the existing address space.

**Destination:** Console

**Module:** DFHSIG1, DFHSIH1, DFHSII1, DFHSIJ1, DFHSIP

---

**Module:** DFHDUP

---

**DFH1605**      **INSUFFICIENT GETVIS AREA. INDEXES WILL BE INCOMPLETE**

**Explanation:** The dump utility program is printing an IDUMP, and requires more storage in which to save the addresses of the control blocks and modules encountered. The program attempts this by issuing a GETVIS macro, which has failed.

**System Action:** The printing of the dump continues, but the indexes at the end of the dump will be incomplete.

**User Response:** If full indexes are required, rerun the job in a larger partition. Alternatively, rerun the job with a smaller SIZE parameter or, if GETVIS support is not available, rerun with a larger initial working storage area.

**Destination:** Console

**Module:** DFHDUP

---

**DFH1608**      **INVALID PARAMETER SPECIFIED**

**Explanation:** The input on SYSIPT to the CICS/VSE dump utility, DFHDUP, included an invalid parameter.

**System Action:** The utility job terminates.

**User Response:** Find and correct the parameter in error, and resubmit the job. For the format of DFHDUP parameters, see the *CICS System Definition and Operations Guide*Note that the parameters must be all in uppercase.

**Destination:** Console

**Module:** DFHDUP

---

**DFH1650I**      **NO VALID PARAMETER CARD ON SYSIPT**

**Explanation:** The input device type was not specified validly by a parameter statement on SYSIPT. If a statement was read from SYSIPT, it is displayed on the console, preceding this message.

**System Action:** Prompts are issued at the console as part of message DFH1651A.



**User Response:** If a parameter statement was provided, correct it. If a parameter statement should be used but one was not previously provided, consult the *CICS System Definition and Operations Guide*.

**Destination:** Console

**Module:** DFHSTUP

**DFH1651A** ENTER "STOP" OR INPUT DEVICE TYPE (3350, FBA, DISK, TAPE) :

**Explanation:** The utility program was unable to determine the input device type from a SYSIPT parameter (see DFH1650)

## DFH17xx (DFHSTP) Messages

**DFH1700** IS SHUTDOWN TO BE IMMEDIATE?

**Explanation:** Shutdown has been requested by the master terminal transaction (CSMT).

**System Action:** The task is waiting for a response from the master terminal operator.

**User Response:** Enter  
YES[,NODUMP|DUMP]

or

NO[,NODUMP|DUMP],[ [xx][,yy]]

or

CANCEL

NODUMP is the default. If you specify YES, no attempt is made to quiesce the system before shutdown begins. Statistics and warm keypoints are taken before returning control to the operating system. If you specify DUMP, a storage dump is also taken. If you specify NO, the termination task attempts to load the transaction list table (XLT) and program list table (PLT) by using the two supplied suffixes, *xx* for the XLT and *yy* for the PLT. After loading the tables, the termination task waits for all other tasks to complete before shutdown continues.

*xx* is the suffix for the XLT to be loaded. (For a more detailed explanation of the XLT, see "Transaction List Table (XLT)" in the *CICS Resource Definition Guide* book.) If you do not specify a suffix, the suffix from the system initialization table (SIT) is used. If you specify NO as a suffix, no table is loaded.

*yy* is the suffix for the PLT to be loaded. (For a more detailed explanation of the PLT, see "Program List Table (PLT)" in the *CICS Resource Definition Guide* book.) If you do not specify a suffix, the suffix from the SIT is used. If you specify NO as a suffix, no table is loaded.

For example, if you want a nonimmediate shutdown with no dump, XLT suffix from the SIT, and a PLT with suffix 02, enter: NO,,,02

Specify CANCEL when the operator does not want to start the shutdown process.

**Destination:** Terminal end user

**Module:** DFHSTP

**DFH1701** CICS IS BEING TERMINATED BY OPERATOR *opid* at TERMINAL *termid*

**Explanation:** This message is issued after shutdown has been requested from a terminal other than the console.

**System Action:** The termination process continues. Message DFH1714 is sent to the requesting terminal.

and is giving the operator an opportunity to specify it.

**System Action:** If the reply to the message is STOP, the job step terminates immediately. If the reply is to specify one of the device types, processing continues. If no reply is entered, the message is reissued.

**User Response:** Determine the input device type on which the dumps or statistics were written by CICS/VSE, and reply accordingly.

**Destination:** Console

**Module:** DFHSTUP

**User Response:** None.

**Destination:** Full message to console. Short version of message (DFH1714) to terminal end user.

**Module:** DFHSTP

**DFH1702** SHUTDOWN REQUEST CANCELED BY TERM. OPERATOR

**Explanation:** Issued when the master terminal operator responds CANCEL to message DFH1700.

**System Action:** The shutdown process is canceled.

**User Response:** None.

**Destination:** CSMT

**Module:** DFHSTP

**DFH1703** INVALID REQUEST, REQUEST CANCELED

**Explanation:** Issued when CEMT PERFORM SHUTDOWN command is in error or when the response to message DFH1700 is in error.

**System Action:** The shutdown task ends with no action taken.

**User Response:** To shut down, reissue the appropriate shutdown command (SHU) using the master terminal transaction CSMT, and follow the syntax rules specified for message DFH1700.

**Destination:** CSMT

**Module:** DFHSTP

**DFH1704** SHUTDOWN ALREADY IN PROGRESS

**Explanation:** An attempt to shut down is made, but shutdown has already been started.

**System Action:** Request canceled. Previously requested shutdown continues.

**User Response:** None.

**Destination:** CSMT

**Module:** DFHSTP

**DFH1705I** CICS IS BEING TERMINATED

**Explanation:** This appears after you reply CANCEL to message DFH1505.

**System Action:** CICS/VSE terminates, normally or abnormally, depending on the circumstances in which DFH1505 was issued.

**User Response:** None.

**Destination:** Console

**Module:** DFHSTP

**DFH1706** VTAM CLOSE FAILED

**Explanation:** Issued when VTAM CLOSE fails to complete successfully.

**System Action:** A CICS/VSE abend dump is provided, and CICS/VSE is terminated.

**User Response:** Restart CICS/VSE.

**Destination:** Console

**Module:** DFHSTP

**DFH1707 PROGRAM DFHWKP CANNOT BE FOUND. NO WARM KEYPOINT TAKEN**

**Explanation:** CICS/VSE cannot take a warm keypoint, because CICS/VSE cannot find DFHWKP in any of the libraries defined in the LIBDEF SEARCH sequence in the CICS/VSE startup job stream.

**System Action:** CICS/VSE continues without taking a warm keypoint.

**User Response:** To correct this error, make DFHWKP available in one of the libraries.

**Destination:** Console

**Module:** DFHSTP

**DFH1708 USER TERMINATION PROGRAM *progname* NOT AVAILABLE**

**Explanation:** CICS/VSE cannot take a warm keypoint, because CICS/VSE cannot find the user termination program *progname* in any of the libraries defined in the LIBDEF SEARCH sequence in the CICS/VSE startup job stream.

**System Action:** CICS/VSE continues without taking a warm keypoint.

**User Response:** To correct this error, make the user termination program available in one of the libraries.

**Destination:** Console

**Module:** DFHSTP

**DFH1709 ABOUT TO LINK TO PHASE 1 PLT PROGRAMS**

**Explanation:** DFHSTP is about to link to the phase 1 user PLT programs defined by the PLTPI system initialization parameter.

**System Action:** CICS/VSE passes control to the phase 1 user PLT programs.

**User Response:** None.

**Destination:** Console

**Module:** DFHSTP

**DFH1710 CONTROL RETURNED FROM PHASE 1 PLT PROGRAMS**

**Explanation:** CICS/VSE returns control to DFHSTP to continue system shutdown.

**System Action:** CICS/VSE returns control to DFHSTP.

**User Response:** None.

**Destination:** Console

**Module:** DFHSTP

**DFH1711 ABOUT TO LINK TO PHASE 2 PLT PROGRAMS**

**Explanation:** DFHSTP is about to link to the phase 2 user PLT programs defined by the PLTSD system initialization parameter.

**System Action:** CICS/VSE returns control to the phase 2 user PLT programs.

**User Response:** None.

**Destination:** Console

**Module:** DFHSTP

**DFH1712 CONTROL RETURNED FROM PHASE 2 PLT PROGRAMS**

**Explanation:** CICS/VSE returns control to DFHSTP to continue system shutdown.

**System Action:** CICS/VSE returns control to DFHSTP.

**User Response:** None.

**Destination:** Console

**Module:** DFHSTP

**DFH1713 REPLIES TO OUTSTANDING OPERATOR MESSAGES HAVE BEEN CANCELED**

**Explanation:** CICS/VSE shutdown has been attempted with replies outstanding to operator messages issued by an application program through an EXEC CICS WRITE OPERATOR command.

**System Action:** The messages are canceled. Shutdown continues.

**User Response:** None.

**Destination:** Console

**Module:** DFHSTP

**DFH1714I CICS IS BEING TERMINATED**

**Explanation:** This is an informatory message issued after a CEMT P SHUT command.

**System Action:** CICS/VSE termination continues.

**User Response:** None.

**Destination:** Terminal end user

**Module:** DFHSTP

**DFH1720 A BAD RETURN CODE *rc* HAS BEEN RECEIVED FROM C/370**

**Explanation:** During system termination, CICS/VSE could not terminate C/370 support correctly. Return code *rc* is produced.

**System Action:** CICS/VSE continues termination, but some C/370 termination actions may not have been completed.

**User Response:** Use the return code *rc* to help determine the cause of the problem. Details of C/370 return codes and their meanings are in the *IBM C/370 User's Guide* (SC09-1264).

**Destination:** Console

**Module:** DFHSTP

**DFH1750 DFHXL/PLT TABLE NOT FOUND, NO X/PLT TABLE USED**

**Explanation:** The shutdown task could not find the specified table in the processing program table (PPT).

**System Action:** No table is loaded. In the case of DFHPLT, no programs will be executed as part of the shutdown process.

**User Response:** Check the suffixes specified in the next run, and verify that the tables are also specified in the PPT.

**Destination:** CSMT

**Module:** DFHSTP

**DFH1752 PLT – PROGRAM *progname* NOT FOUND**

**Explanation:** The program list table (PLT) specified for shutdown contains program *progname*, but CICS/VSE cannot find program *progname* in the program library.

**System Action:** CICS/VSE termination continues, without executing *progname*.

**User Response:** In the next execution, check that each program specified in the PLT is contained in the program library.

**Destination:** Console

Module: DFHSTP

---

**DFH1780 ABEND HAS OCCURRED WHILE PROCESSING PROGRAM *progrname* DURING TERMINATION, CODE=*abcode***

**Explanation:** Program *progrname* specified in the PLT for shutdown has abnormally terminated. *abcode* is the abend code.

**System Action:** Control is passed to the next program specified in the PLT.

**User Response:** A CICS/VSE dump is supplied for review. Note the abend code and correct the program in error.

**Destination:** Console

**Module:** DFHSTP

---

**DFH1795I RESYNCH REQUIRED. AUTO START SHOULD BE PERFORMED**

**Explanation:** During shutdown, an application was found to be in the indoubt state.

**System Action:** Shutdown continues.

**User Response:** Restart CICS/VSE with an AUTO start to perform an emergency restart and restore in indoubt state.

**Destination:** Console

**Module:** DFHWKP

---

**DFH1796I WARM KEYPOINT SUCCESSFUL**

**Explanation:** Keypointing successful.

**System Action:** Shutdown continues.

**User Response:** None.

**Destination:** Console

**Module:** DFHSTP

---

## DFH18xx (DFHSTKC) Messages

---

**DFH1800 STATISTICS REQUEST IS BEING PROCESSED**

**Explanation:** Issued in response to a request by the statistics transaction, CSTT.

**System Action:** Performs system statistics request.

**User Response:** None.

**Destination:** Terminal end user

**Module:** DFHSTKC

---

**DFH1801 INVALID REQUEST – ENTER AGAIN PLEASE**

**Explanation:** A request for statistics did not have a valid parameter for the kind of statistics required. This error reply is sent in response to a system statistics (CSTT) request.

**System Action:** Task ended.

**User Response:** Reenter a correct CSTT request.

**Destination:** Terminal end user

**Module:** DFHSTKC

---

**DFH1802 ILLEGAL DESTINATION ID GIVEN**

**Explanation:** A request for statistics included a destination identification that was not in the destination control table (DCT). The reply is sent in response to a CSTT request.

**System Action:** Message DFH1801 is sent next to ask the operator to enter the request again, and the task ends.

**User Response:** Reenter a correct CSTT request, making sure the destination identification is available in the DCT.

**Destination:** Terminal end user

**Module:** DFHSTKC

---



---

**DFH1797 SYSTEM TERMINATION PROGRAM HAS ABENDED**

**Explanation:** While terminating CICS/VSE, the CICS/VSE system termination program (DFHSTP) abended.

**System Action:** CICS/VSE terminates abnormally with an IDUMP.

**User Response:** See Part 4 of the *CICS Problem Determination Guide* for guidance on how to get more help with this problem.

**Destination:** Console

**Module:** DFHSTP

---

**DFH1798 REQUESTED DUMP IN PROGRESS**

**Explanation:** Issued when CICS/VSE is terminated, before the requested dump is started. This message is associated with the call label STPDMP for global user exit XFFDSUP.

**System Action:** CICS/VSE produces an IDUMP and shutdown continues.

**User Response:** None.

**Destination:** Console

**Module:** DFHSTP

---

**DFH1799 *applid* TERMINATION OF CICS IS COMPLETE**

**Explanation:** This message is issued when CICS/VSE has terminated. *applid* is the APPLID of the CICS/VSE system.

**System Action:** Control is given back to the operating system.

**User Response:** None.

**Destination:** Console

**Module:** DFHSTP

---



---

**DFH1803 STATISTICS ALREADY ACTIVE**

**Explanation:** A request for statistics was made when statistics gathering had already been requested.

**System Action:** Processing continues.

**User Response:** None.

**Destination:** Terminal end user

**Module:** DFHSTKC

---

**DFH1810 TRANSACTION ACCEPTED**

**Explanation:** Informatory message indicating that the transaction is accepted and that automatic statistics has been initiated or terminated as requested.

**System Action:** Processing continues.

**User Response:** None.

**Destination:** Terminal end user and CSMT

**Module:** DFHSTSP

---

**DFH1811 INVALID PARAMETER SPECIFIED**

**Explanation:** The *hmm* value or one of the *nnnnn* values specified by the terminal operator was not valid.

**System Action:** Processing continues.

**User Response:** Reenter the request to initiate automatic statistics, specifying all the parameters correctly.

**Destination:** Terminal end user and CSMT

**Module:** DFHSTSP

---

**DFH1812 AUTOMATIC STATISTICS ALREADY ACTIVE**

**Explanation:** Automatic statistics is currently running as a result of a previous request to initiate it.

**System Action:** Processing continues.  
**User Response:** None.  
**Destination:** Terminal end user and CSMT  
**Module:** DFHSTSP, DFHSTKC

---

**DFH1813      AUTOMATIC STATISTICS NOT ACTIVE**

**Explanation:** Automatic statistics was inactive when a request was made to cancel, switch, or query it.  
**System Action:** Processing continues.  
**User Response:** None.  
**Destination:** Terminal end user and CSMT  
**Module:** DFHSTSP

---

**DFH1814      OPEN/CLOSE ERROR – DEST CSSM|CSSN.  
CODE=xx**

**Explanation:** A return code of *xx* was received from the dynamic open/close routine when automatic statistics attempted to open the transient data destination CSSM or CSSN.  
**System Action:** Automatic statistics remains inactive or, if this message results from a request to switch destinations, automatic statistics is terminated.  
**User Response:** Determine the cause of the open/close error and correct it before this action is attempted again. See Part 4 of the *CICS Problem Determination Guide* for guidance on dealing with input/output problems.  
**Destination:** Terminal end user and CSMT  
**Module:** DFHSTSP

---

**DFH1815      UNDEFINED ERROR – RESUBMIT  
REQUEST**

**Explanation:** The automatic statistics module (DFHSTSP) has passed an invalid error code to the error message routine (DFHSTKC). This can occur only in very unusual circumstances. An example of this type of error could be the immediate value of a move (MVI) instruction was modified.  
**System Action:** Processing continues.  
**User Response:** If this error occurs repeatedly, you require assistance. See Part 4 of the *CICS Problem Determination Guide* for guidance on how to get more help with this problem.  
**Destination:** Terminal end user and CSMT  
**Module:** DFHSTKC

---

**DFH1816      INVALID DESTINATION – CSSx**

**Explanation:** The extrapartition transient data destination CSSx could not be found in the CICS/VSE destination control table (DCT).  
**System Action:** Automatic statistics remains inactive or, if this message results from a request to switch destinations, automatic statistics is terminated.  
**User Response:** The responsible programmer should determine why the designated destination is invalid (for example; it is not in the destination control table (DCT), the nonresident DCB module is not in the relocatable library, or its name is not in the processing program table (PPT)). Correct the problem before this action is attempted again.  
**Destination:** Terminal end user and CSMT  
**Module:** DFHSTSP

---

**DFH1817      DESTINATION CSSM|CSSN NOW BEING  
USED FOR AUTOMATIC STATISTICS**

**Explanation:** This message indicates that the switch was successful. The destination name CSSM will be replaced by CSSN or vice-versa, depending on the destination put into service.  
**System Action:** The old destination has been closed and the

new indicated destination has been opened.  
**User Response:** None.  
**Destination:** Terminal end user and CSMT  
**Module:** DFHSTSP

---

**DFH1818      DESTINATION CSSM|CSSN LIMIT xxxxx  
USED xxxxxx**

**Explanation:** This message indicates that the destination CSSM or CSSN is being used, automatic switching will occur when *xxxxx* intervals have elapsed, and *xxxxxx* intervals have already elapsed.  
**System Action:** Processing continues. The production of this message was the requested action.  
**User Response:** None.  
**Destination:** Terminal end user and CSMT  
**Module:** DFHSTSP

---

**DFH1819      CSTT MUST BE USED TO COMMUNICATE  
WITH AUTOMATIC STATISTICS**

**Explanation:** The CAUT transaction was entered from a terminal, but is reserved for the internal use of automatic statistics.  
**System Action:** Processing continues.  
**User Response:** Use the CSTT transaction to communicate a request to automatic statistics, if desired.  
**Destination:** Terminal end user and CSMT  
**Module:** DFHSTSP

---

**DFH1820      TRANSACTION “CAUT” NOT IN PCT**

**Explanation:** Automatic statistics could not be activated because the transaction code used to initiate statistics gathering automatically is not in the program control table (PCT).  
**System Action:** The attempt to initiate automatic statistics is terminated.  
**User Response:** Generate a PCT containing the automatic statistics transaction (CAUT) as described in the *CICS Resource Definition Guide*.  
**Destination:** Terminal end user and CSMT  
**Module:** DFHSTSP

---

**DFH1821      AUTOMATIC STATISTICS UNABLE TO  
INITIATE CODE=xx**

**Explanation:** Automatic statistics could not be activated because an error occurred when an attempt was made to initiate the CAUT transaction code, which is used to initiate data gathering automatically. The code *xx* is the value returned by the interval control program (ICP) in TCAICTR.  
**System Action:** The attempt to initiate automatic statistics is terminated.  
**User Response:** Determine the cause of the problem indicated by the code *xx*, and correct the problem before attempting to initiate automatic statistics.  
**Destination:** Terminal end user and CSMT  
**Module:** DFHSTSP

---

**DFH1822      AUTOMATIC STATISTICS NOT  
SUPPORTED**

**Explanation:** A dummy program has been substituted for DFHSTSP in the relocatable library, and automatic statistics cannot be used in this system.  
**System Action:** Processing continues.  
**User Response:** None.  
**Destination:** Terminal end user and CSMT  
**Module:** DFHSTSP



**DFH1823 ERROR DETECTED IN AUTOMATIC STATISTICS TASK**

**Explanation:** An error has been detected by an automatically initiated data gathering task of automatic statistics. This error could occur because:

- The data gathering task was initiated and the automatic statistics lock flag was not on (CSASTSRC=X'12'), or
- The task was abnormally terminated and its SETXIT routine was entered (CSASTSRC=X'13').

**System Action:** Automatic statistics generation is terminated; no attempt is made to close the output destination.

**User Response:** The transaction terminates with a dump.

**Destination:** Terminal end user and CSMT

**Module:** DFHSTSP

**DFH1824 NO DCT ENTRY FOR *destid***

**Explanation:** The user has requested statistics, but CICS/VSE cannot find a DCT entry for the transient data destination *destid*.

**System Action:** CICS/VSE terminates statistics generation.

**User Response:** The most likely reasons for this message are:

1. The CSTT transaction was invoked with an incorrectly specified statistics destination, or
2. CICS/VSE was initialized with a system initialization table (SIT) parameter or override of DCT=NO.

In the first case, resubmit the CSTT transaction. In the second case, you cannot obtain statistics in this CICS/VSE run.

**Destination:** Terminal end user

**Module:** DFHSTKC

**DFH1830 INVALID PARAMETER SPECIFIED**

**Explanation:** One or more of the parameters specified on the EXEC statement for DFHSTUP were incorrect. INT and SUM are the only valid values for the STATS field. If a LINES value is specified, it must be three digits (with leading zeros, if necessary), and have a value not less than 30. No extra data is permissible.

**System Action:** The job step is terminated.

**User Response:** Correct the PARM field and resubmit.

**Destination:** SYSLST

**Module:** DFHSTUP

**DFH1831 INVALID RECORD ID – *xx***

**Explanation:** An invalid record identification has been encountered in the input data set. *xx* is replaced by the hexadecimal representation of the invalid record identification (ID).

**System Action:** The job step is terminated.

**User Response:** Ensure that the input data set contains automatic statistics data. See Part 4 of the *CICS Problem Determination Guide* for guidance on how to get more help with this problem.

**Destination:** SYSLST

**Module:** DFHSTUP

**DFH1832 INPUT RECORD ERROR**

**Explanation:** Processing of a variable length record was terminated with the pointer of the end of the current subrecord past the end of the variable length record.

**System Action:** The job step is terminated.

**User Response:** Ensure that the input data set contains automatic statistics data for this release. See Part 4 of the *CICS*

*Problem Determination Guide* for guidance on how to get more help with this problem.

**Destination:** SYSLST

**Module:** DFHSTUP

**DFH1833 AUTOMATIC STATISTICS DATA SET EMPTY**

**Explanation:** An end-of-file was initiated on the first attempt to read the automatic statistics data set.

**System Action:** The job step is terminated.

**User Response:** Notify the system programmer.

**Destination:** SYSLST

**Module:** DFHSTUP

**DFH1834 INPUT DATA SET READ ERROR, INTERVAL NUMBER *nm*, STATISTICS UTILITY TERMINATED**

**Explanation:** A read error was encountered on the input data set while processing the interval indicated.

**System Action:** The job step is terminated.

**User Response:** None.

**Destination:** SYSLST

**Module:** DFHSTUP

**DFH1835 NO STATISTICS INPUT DATA SET, THE STATISTICS UTILITY IS TERMINATED**

**Explanation:** The utility program (DFHSTUP) attempted to open the input data set and encountered an error.

**System Action:** The job step is terminated.

**User Response:** Determine why the input data set could not be opened and resubmit the data.

**Destination:** SYSLST

**Module:** DFHSTUP

**DFH1836 INVALID UPSI VALUE SPECIFIED**

**Explanation:** The rightmost seven bits of the UPSI byte contain a value of less than 30.

**System Action:** The job step is terminated.

**User Response:** Correct the UPSI value and resubmit.

**Destination:** SYSLST

**Module:** DFHSTUP

**DFH1837 ASSIGNMENT OF STATISTICS TAPE FAILED RC=*nm***

**Explanation:** An attempt made to assign the statistics tape dynamically resulted in the return code *nm*, which is described under the DOS ASSIGN macro.

**System Action:** The input tape cannot be opened for processing.

**User Response:** None.

**Destination:** Console

**Module:** DFHSTUP

**DFH1838 STATISTICS TAPE ASSIGNED TO *cuu***

**Explanation:** The input statistics tape has been assigned to the device *cuu*.

**System Action:** The statistics tape is available for processing.

**User Response:** None.

**Destination:** Console

**Module:** DFHSTUP

**DFH1839 INCONSISTENT TIME/DATE**

**Explanation:** The statistics utility program (DFHSTUP) has found that the time stamp (date and time of day) on one of its input records is earlier than the time stamp on the previous record. This means that the input file has been corrupted.

**System Action:** The utility stops processing and the job step terminates.

**User Response:** Possible reasons are:

- Abnormal termination of CICS
- Resetting of date or time of day while automatic statistics is active.

**Destination:** SYSLST

**Module:** DFHSTUP

**DFH1840 INVALID WRITE REQUEST**

**Explanation:** The statistics utility program (DFHSTUP) has detected an internal logic error. The print routine has received

a request without a valid indication of what type of record is to be printed.

**System Action:** The utility processes no further data and the job step terminates.

**User Response:** The byte that indicates the record type is the first byte after the character string 'WPARM' in DFHSTUP storage. Valid values for this byte are in the range X'01'-X'17'.

If you can recreate the error and obtain a dump, examine that byte. See Part 4 of the *CICS Problem Determination Guide* for guidance on how to get more help with this problem.

**Destination:** SYSLST

**Module:** DFHSTUP

**DFH19xx (DFHSIP) Messages****DFH1901 - product LEVEL level START-UP IS IN PROGRESS.**

**Explanation:** Information message indicating CICS/VSE startup is in progress.

**System Action:** System initialization continues.

**User Response:** None. This message cannot be suppressed.

**Destination:** Console

**Module:** DFHSIP

**Module:** DFHSIC1

**DFH1902 - AUXILIARY TRACE FILE OPEN FAILED - AUX TRACE INOPERATIVE**

**Explanation:** An attempt to open the auxiliary trace data set during system initialization has failed.

**System Action:** System initialization continues.

**User Response:** If message DFH1407 has not been issued, ensure that the necessary data set definitions have been provided in the associated JCL. This message cannot be suppressed.

**Destination:** Console

**Module:** DFHSI1

**DFH1907 - COBOL II IS BEING INITIALIZED**

**Explanation:** Information message indicating that CICS/VSE is initializing support for VS COBOL II.

**System Action:** System initialization continues.

**User Response:** None.

**Destination:** Console

**Module:** DFHSI1

**DFH1903 - AUXILIARY TRACE FILE OPENED SUCCESSFULLY**

**Explanation:** Information message that appears during CICS/VSE initialization.

**System Action:** System initialization continues.

**User Response:** None. You can suppress this message with the system initialization parameter MSGLVL=0.

**Destination:** Console

**Module:** DFHSI1

**DFH1908 - CONTINUE - ENTER \$END WHEN COMPLETED**

**Explanation:** Startup override parameters are being entered from the console. The previous line did not end with \$END.

**System Action:** The system initialization program waits for more override parameters to be entered by the operator.

**User Response:** Continue entering the required override parameters. To terminate input, enter \$END.

**Destination:** Console

**Module:** DFHSIP

**DFH1904 - CICS START-UP IS COLD**

**Explanation:** A cold restart of CICS/VSE is taking place.

**System Action:** System initialization continues.

**User Response:** None.

**Destination:** Console

**Module:** DFHSIC1

**DFH1909 - CPU-TERMINAL SUPPORT AVAILABLE**

**Explanation:** Information message indicating that host processor terminal support is available. The console operator can now use the processor console as a CICS/VSE terminal.

**System Action:** System initialization continues.

**User Response:** None. You can suppress this message with the system initialization parameter, MSGLVL=0.

**Destination:** Console

**Module:** DFHSI1

**DFH1905 - CICS START-UP IS EMERGENCY**

**Explanation:** An emergency restart of CICS/VSE is taking place.

**System Action:** System initialization continues.

**User Response:** None.

**Destination:** Console

**DFH1911 - END-OF-FILE ON SYSIPT**

**Explanation:** The system initialization program was reading override parameters from the system input device SYSIPT, when an end-of-file condition was encountered.

**System Action:** The operator is prompted to enter further

## DFH1912 • DFH1922

override parameters or to enter \$END (or a null line) if the override parameters are satisfactory.

**User Response:** When prompted, enter any further required override parameters or \$END.

**Destination:** Console

**Module:** DFHSIJ1

---

### DFH1912 - INSTALLING GROUP LIST *grplist*

**Explanation:** The group list *grplist* is being installed.

**System Action:** System initialization continues.

**User Response:** None. You can suppress this message with the system initialization parameter MSGLVL=0.

**Destination:** Console

**Module:** DFHSIJ1

---

### DFH1913 - INTER-REGION COMMUNICATION SESSION SUCCESSFULLY STARTED

**Explanation:** Information message indicating that the interregion communication (IRC) session has been successfully started.

**System Action:** System initialization continues.

**User Response:** None. You can suppress this message with the system initialization parameter MSGLVL=0.

**Destination:** Console

**Module:** DFHSIJ1

---

### DFH1914I - LOADING CICS NUCLEUS

**Explanation:** Information message indicating that the CICS/VSE nucleus is being loaded.

**System Action:** System initialization continues.

**User Response:** None. You can suppress this message with the system initialization parameter MSGLVL=0.

**Destination:** Console

**Module:** DFHSIB1

---

### DFH1915 - OPENING JOURNAL FILES

**Explanation:** Information message indicating that the journal data sets are being opened.

**System Action:** System initialization continues.

**User Response:** None. You can suppress this message with the system initialization parameter MSGLVL=0.

**Destination:** Console

**Module:** DFHRCRP

---

### DFH1916 - PROCESSING RESIDENT PROGRAMS

**Explanation:** Information message indicating that storage is being allocated for resident programs.

**System Action:** System initialization continues.

**User Response:** None. You can suppress this message with the system initialization parameter MSGLVL=0.

**Destination:** Console

**Module:** DFHSII1

---

### DFH1917 - READING OVERRIDE PARAMETERS FROM SYSIPT

**Explanation:** Either UPSI bit 0 was found to be on, or the operator entered SI when prompted for override parameters. In either case, the system initialization program has started to read override parameters from the system input device (SYSIPT).

**System Action:** Override parameters are read from SYSIPT until end-of-file is encountered or, alternatively, until either \$END is detected, or the character string CN is detected at the end of a parameter string. If end-of-file or CN is detected, or if \$END is found and UPSI bit 2 is on, override parameters are requested from the operator console. After each statement is

read from the input device, it is printed on the operator console for reference purposes.

**User Response:** None.

**Destination:** Console

**Module:** DFHSIP

---

### DFH1918 - SPECIFY ALTERNATIVE PARAMETERS, IF ANY, AND ENTER \$END WHEN COMPLETE

**Explanation:** Either UPSI bit 2 was found to be on, or UPSI bit 0 was on and the SYSIPT input stream did not finish with a \$END. The system initialization program (DFHSIP) is now ready to accept override parameters. For a detailed explanation and examples of changes made from the console, see the *CICS System Definition and Operations Guide* manual.

**System Action:** The system initialization program waits for a response from the operator.

**User Response:** Enter the required parameter changes, separated by commas. Enter \$END to terminate communication. Entering NO or a null line also terminates communication.

**Destination:** Console

**Module:** DFHSIP

---

### DFH1919 - STXIT MACROS ARE BEING ISSUED

**Explanation:** The CICS/VSE system recovery program (DFHSRP) is issuing STXIT macros as a normal part of system initialization.

**System Action:** System initialization continues.

**User Response:** None. You can suppress this message with the system initialization parameter MSGLVL=0.

**Destination:** Console

**Module:** DFHSRP

---

### DFH1920 - SUBPOOL SIZE AFTER LOADING RESIDENT PROGRAMS *nnnnnK*

**Explanation:** Information message indicating the size of the dynamic storage subpool after space has been allocated for the resident programs.

**System Action:** System initialization continues.

**User Response:** None. You can suppress this message with the system initialization parameter MSGLVL=0.

**Destination:** Console

**Module:** DFHSIJ1

---

### DFH1921 - SUBPOOL SIZE AVAILABLE FOR THIS START-UP IS *nnnnn*

**Explanation:** Information message indicating the amount of dynamic storage pool space contained in unallocated pages at the completion of system startup.

**System Action:** System initialization continues.

**User Response:** None. You can suppress this message with the system initialization parameter MSGLVL=0.

**Destination:** Console

**Module:** DFHSIJ1

---

### DFH1922 - SUBPOOL SIZE BEFORE LOADING RESIDENT PROGRAMS IS *X'nnnnn' K*

**Explanation:** This is an informative message indicating the size of the subpool before storage has been allocated for resident programs. *nnnnn* is the number of KB of partition storage acquired for the CICS/VSE dynamic storage subpool and resident programs.

**System Action:** System initialization continues.

**User Response:** None. You can suppress this message with the system initialization parameter MSGLVL=0.

**Destination:** Console  
**Module:** DFHSIH1

---

**DFH1923 - TERMINAL DATA SETS ARE BEING OPENED**

**Explanation:** This is an informatory message indicating that the terminal data sets are being opened.

**System Action:** System initialization continues.

**User Response:** None. You can suppress this message with the system initialization parameter MSGLVL=0.

**Destination:** Console

**Module:** DFHSIF1

---

**DFH1925 - JOURNAL CONTROL SUBTASK IS BEING ATTACHED/ENTERED**

**Explanation:** Information message indicating that the journal control OPEN/CLOSE operating system subtask is being attached.

**System Action:** System initialization continues.

**User Response:** None. You can suppress this message with the system initialization parameter MSGLVL=0.

**Destination:** Console

**Module:** DFHSIF1

---

**DFH1926 - EXTENDED STORAGE MANAGEMENT AREA IS NNNNK**

**Explanation:** Informatory message indicating that the storage requested with LESTG SIT parameter has been allocated.

**System Action:** System initialization continues.

**User Response:** None. You can suppress this message with the system initialization parameter MSGLVL=0.

**Destination:** Console

**Module:** DFHSIH1"

---

**DFH1927 - STORAGE SPECIFIED BY LESTG COULD NOT BE ACQUIRED**

**Explanation:** Informatory message indicating that the storage requested by the LESTG SIT parameter was not available.

**System Action:** System initialization continues. The LE storage management interface is not enabled.

**User Response:** Either reduce the LESTG specification or increase the amount of virtual storage above 16MB available to the partition.

**Destination:** Console

**Module:** DFHSIF1

---

## DFH20xx (DFHACP) Messages

Some messages in this section contain a reference to a transaction identification code, represented here by *tranid* (for example, see messages DFH2005 and DFH2006). Where such transactions were initiated on a 3270 using PA and PF keys, the light pen, or the operator identification card reader, the printed form of the transaction identification (*tranid*) is \$xx\$. For further information, see "CICS/VSE Transaction Abend Codes" on page 661.

---

**DFH2001** *time applid* **TRANSACTION '*tranid*' IS UNRECOGNIZED. CHECK THAT THE TRANSACTION NAME IS CORRECT.**

**Explanation:** Either transaction *tranid* does not exist as an installed transaction definition, or it is disabled.

**System Action:** Processing continues.

**User Response:** Enter a valid transaction identifier. Note that CICS treats the transaction code as being either the first four characters entered, or the first characters entered before a blank or field separator character is encountered padded with blanks. Thus if 'XXX' is entered, the transaction code is null and this is padded to ' '.  
**Destination:** Terminal end user

**Module:** DFHACP

When the *termid* refers to an MRO or APPC ISC link, you should see the preceding message DFH3529 (which goes to the CSCS log), for the *userid* if you are using CICS/VSE internal security.

**System Action:** CICS/VSE does not initialize the invoked transaction. Other CICS/VSE processing continues and message DFH2033 is sent to the terminal operator.

**User Response:** Determine who is trying to invoke transaction *tranid* and why.

**Destination:** CSMT

**Module:** DFHACP

---

**DFH2002** *time applid* **TO USE THIS TRANSACTION YOU MUST SIGN ON OR HAVE THE RIGHT SECURITY LEVEL.**

**Explanation:** Either the operator has not signed on, or the requested transaction has a security key of greater than one.

**System Action:** Other processing continues.

**User Response:** Operator should sign on, or the transaction security should be checked against the operator security.

**Destination:** Terminal end user

**Module:** DFHACP

---

**DFH2004I** *time applid* **CICS IS UNABLE TO RUN TRANSACTION *tranid* NOW. TRY AGAIN LATER.**

**Explanation:** The system was unable to execute the transaction at this time.

**System Action:** The transaction (task) is purged.

**User Response:** Resubmit the transaction.

**Destination:** Terminal end user

**Module:** DFHACP

---

**DFH2003** *time applid* **SECURITY VIOLATION HAS BEEN DETECTED TERM ID=*termid*, TRANS ID=*tranid*, USERID=*userid***

**Explanation:** The operator with user ID *userid* has invoked a transaction *tranid* at terminal *termid* for which the operator is not authorized.

---

**DFH2005** *time applid* **TRANSACTION *tranid* CANNOT RUN BECAUSE OF ABEND *abcode* IN PROGRAM *progrname*. *condmsg***

**Explanation:** The system was unable to execute the transaction *tranid*. This message is sent to the terminal initiating the transaction. Program *progrname* is the highest-level program and is taken from the installed program definition. *abcode* is the CICS abend code.

**System Action:** A conditional message DFH2261 from the terminating system is appended to this message if possible.



The task is abnormally terminated, and a dump is provided.  
**User Response:** See abend code *abcode*, documented under CICS/VSE Transaction Abend Codes, for further information and guidance on how to solve the problem. If the code is not documented, it is a user code, generated by an EXEC CICS ABEND ABCODE(*abcode*) command. This command has been issued by a user program or an IBM program (for example, a programming language library module).

**Destination:** Terminal end user

**Module:** DFHACP

**DFH2006**      *time applid* TRANSACTION *tranid*  
PROGRAM *progname* ABEND *abcode* AT  
*termid*

**Explanation:** The system was unable to execute the transaction *tranid*. *termid* identifies the terminal which initiated transaction *tranid*. If there is no associated terminal, *termid* appears as "?????". Program *progname* is the highest-level program and is taken from the installed program definition. *abcode* is the CICS abend code.

**System Action:** The task is abnormally terminated with a dump.

**User Response:** See abend code *abcode*, documented under CICS/VSE Transaction Abend Codes, for further information and guidance on how to solve the problem. If the code is not documented, it is a user code generated by an EXEC CICS ABEND ABCODE(*abcode*) command. This command has been issued by a user program or an IBM program (for example, a programming language library module).

**Destination:** CSMT

**Module:** DFHACP

**DFH2007**      *time applid* TRANSACTION *tranid* CANNOT  
RUN AS CICS SHUTDOWN IS IN  
PROGRESS

**Explanation:** Transaction *tranid* cannot be run during system quiesce.

**System Action:** The system is in quiesce mode.

**User Response:** Reenter the transaction when CICS/VSE is in normal execution mode, or place an entry for this transaction in the transaction list table (XLT).

**Destination:** Terminal end user

**Module:** DFHACP

**DFH2008**      *time applid* TRANSACTION *tranid* HAS BEEN  
DISABLED AND CANNOT BE USED

**Explanation:** The master terminal program DFHMTP has disabled transaction *tranid* via the master terminal operator.

**System Action:** Other processing continues.

**User Response:** Notify the programmer responsible for this area that transaction *tranid* has been disabled.

**Destination:** Terminal end user

**Module:** DFHACP

**DFH2009**      *time applid* INVALID NON-TERMINAL  
TRANSACTION *tranid*

**Explanation:** Transaction *tranid* has been entered. No terminal is associated with this transaction. It may be that transaction *tranid* is a disabled transaction, or is one that cannot be run during system quiesce. Alternatively, an invalid transaction identifier may have been entered.

**System Action:** Other processing continues.

**User Response:** Determine and correct the reason for transaction *tranid*'s invalidity.

**Destination:** CSMT

**Module:** DFHACP

**DFH2010**      *time applid* TRANSACTION *tranid* NOT  
EXECUTABLE ON TERMINAL *termid*

**Explanation:** A conflict has been detected between the options specified for transaction *tranid*'s DFHPCT table entry and those specified on the terminal's DFHTCT table entry. For example, the transaction is reserved for the use of VTAM terminals but the input came from a non-VTAM terminal.

This message is associated with the FFS call label ACPFFD10 for global user exit XFFDSUP.

**System Action:** The input is ignored.

**User Response:** If transaction *tranid* is to be entered from terminal *termid*, ensure that the installed transaction definition value of DVSUPRT is compatible with the DFHTCT entry.

**Destination:** CSMT

**Module:** DFHACP

**DFH2011**      *time applid* SYSTEM STRESS, TRANS  
ID=*tranid*, TERM ID=*termid*, ABEND *abcode*

**Explanation:** CICS/VSE was unable to allocate storage for the writing of a task abend message (DFH2006) to the transient data destination CSMT. Thus this message appears at the system console instead of message DFH2006 appearing at CSMT.

**System Action:** The task is abnormally terminated with a CICS/VSE transaction dump.

**User Response:** Check to see if a short-on-storage situation exists. If CICS/VSE is short on storage, decrease MAXTASK or close down CICS/VSE and restart with a bigger dynamic storage area. (DSA).

**Destination:** Console

**Module:** DFHACP

**DFH2012**      *time applid* REMOTE TRANSACTION *tranid*  
CANNOT BE RUN ON THE LOCAL  
SYSTEM

**Explanation:** Transaction *tranid* is specified as remote. An attempt to route the transaction to a remote system failed because the link is out of service.

**System Action:** The task is abnormally terminated.

**User Response:** Either change the installed transaction definition for the transaction to be local, or do not use the transaction identifier on this system.

**Destination:** Terminal end user

**Module:** DFHACP

**DFH2014**      *time applid* TRANSACTION *tranid* IS NOT  
EXECUTABLE BECAUSE SYSTEM *sysid* NOT  
AVAILABLE

**Explanation:** Transaction *tranid* is specified as remote. An attempt to route the transaction to a remote system failed because the link is out of service.

**System Action:** CICS continues.

**User Response:** Wait until the link is available.

**Destination:** Terminal end user

**Module:** DFHCRP

**DFH2015**      *time applid* THIS CONSOLE HAS NOT BEEN  
DEFINED TO CICS. INPUT IS IGNORED

**Explanation:** The operator has attempted to use a console that has not been defined to CICS.

**System Action:** Input from this console is ignored.

**User Response:** Notify the system programmer, who should check the TCT for the correct specification of consoles in the system.

**Destination:** Terminal end user

**Module:** DFHACP

---

**DFH2016**     *time applid* **TRANSACTION *tranid* CANNOT RUN BECAUSE PROGRAM *progname* IS NOT AVAILABLE**

**Explanation:** Transaction *tranid* is not executable because the initial program for transaction *tranid* is not available. Possible reasons for this are:

- The program is missing.
- The installed program definition is missing.
- The program is disabled.
- The program name in the installed transaction definition is invalid.

**System Action:** Other processing continues.

**User Response:** Depending upon the cause of the error, the action is as follows:

- Load the program into the CICS/VSE program library.
- Create an installed program definition for the program.
- Enable the program.
- Use a valid program name in the installed transaction definition.

**Destination:** Terminal end user

**Module:** DFHACP

---

**DFH2017**     *time applid* **TRANSACTION *tranid* CANNOT RUN BECAUSE PROFILE *profname* FOR THE TRANSACTION IS NOT AVAILABLE**

**Explanation:** Transaction *tranid* is not executable because the terminal profile for the transaction is not available. This is because it has not been defined, or it has not been installed.

**System Action:** Other processing continues.

**User Response:** Notify your system programmer or system administrator. Ensure that the terminal is correctly defined and installed.

**Destination:** Terminal end user

**Module:** DFHACP

---

**DFH2018**     *time applid* **AN UNRECOGNIZED PROCESS INITIALIZATION PARAMETER (PIP) HAS BEEN RECEIVED IN ATTACH FOR TRANSACTION *tranid***

**Explanation:** CICS/VSE has received an APPC attach header with invalid process initialization parameters (PIPs).

**System Action:** CICS/VSE rejects the attach request.

**User Response:** Inspect the received PIP data and its associated generalized data stream (GDS) header to determine why the parameters are invalid.

**Destination:** Terminal end user

**Module:** DFHACP

---

**DFH2019**     *time applid* **TRANSACTION *tranid* DOES NOT SUPPORT UNMAPPED CONVERSATIONS**

**Explanation:** Transaction *tranid* received an attach request that required the use of the generalized data stream (GDS) to access unmapped conversations, but transaction *tranid* does not support the use of the GDS interface.

**System Action:** CICS/VSE rejects the attach request.

**User Response:** Inspect the subsystem that sent the attach header to see if the correct transaction was requested. If the request was correct, check the CICS/VSE transaction definition.

**Destination:** Terminal end user

**Module:** DFHACP

---

**DFH2020**     *time applid* **THE CONVERSATION TYPE REQUESTED BY NODE *netname* WAS NOT RECOGNIZED**

**Explanation:** CICS/VSE received a conversation-type field in an attach header that was not TYPE=MAPPED or TYPE=UNMAPPED.

**System Action:** The attach request is rejected.

**User Response:** Notify your system programmer. Check the validity of the attach function management header (FMH) and identify the failing subsystem.

**Destination:** Terminal end user

**Module:** DFHACP

---

**DFH2021**     *time applid* **AN UNSUPPORTED DATA BLOCKING ALGORITHM (DBA) FIELD IN THE ATTACH FUNCTION MANAGEMENT HEADER (FMH) HAS BEEN RECEIVED FROM NODE *netname*.**

**Explanation:** The received attach header contained a value for the reserved data blocking algorithm (DBA) field.

**System Action:** The attach request is rejected.

**User Response:** Notify your system programmer. Check the validity of the attach function management header (FMH) and identify the failing subsystem.

**Destination:** Terminal end user

**Module:** DFHACP

---

**DFH2022**     *time applid* **TRANSACTION *tranid* DOES NOT SUPPORT REQUIRED SYNC POINT LEVEL**

**Explanation:** The request transaction does not support the level of sync point specified in the attach header.

**System Action:** The attach request is rejected.

**User Response:** Notify your system programmer. The subsystem that sent the attach header should be inspected to determine that the correct transaction was requested. If it was, the definition of the transaction in CICS/VSE should be checked.

**Destination:** Terminal end user

**Module:** DFHACP

---

**DFH2023**     *time applid* **INVALID SYNC POINT LEVEL HAS BEEN REQUESTED BY NODE *netname***

**Explanation:** The synchronization level requested in the attach header is invalid for the session being used.

**System Action:** The attach request is rejected.

**User Response:** Notify your system programmer. Check the validity of the attach FMH and identify the failing subsystem. Compare the value of the synchronization level in the attach header and the BIND.

**Destination:** Terminal end user

**Module:** DFHACP

---

**DFH2024**     *time applid* **A REQUEST FROM NODE *netname* HAS INVALID SECURITY PARAMETERS.**

**Explanation:** The received attach header did not match the required security parameters specified in the BIND.

This message is associated with the FFS call label ACPFFD24 for global user exit XFFDSUP. The FFS call specifies that a partial dump is taken. You cannot use DFHDAP to analyze the dump.

**System Action:** The attach request is rejected.

**User Response:** Notify your system programmer. Check the validity of the attach function management header (FMH) and identify the failing subsystem. Compare the value of the ACC requirements in the attach header and the BIND.

**Destination:** Terminal end user

**Module:** DFHACP

**DFH2025**     *time applid* AN INVALID UNIT OF WORK IDENTIFICATION (UOWID) HAS BEEN SUPPLIED BY NODE *netname*.

**Explanation:** The received attach header contained an invalid unit of work ID (UOWID). Either the format was wrong, or no UOWID was received when the sync point level required it. This error may also be raised if no conversation correlator is supplied when it is needed.

**System Action:** The attach request is rejected.

**User Response:** Notify your system programmer. Check the validity of the attach FMH and identify the failing subsystem. Compare the value of the UOWID/conversation correlator and the sync point level in the attach header.

**Destination:** Terminal end user

**Module:** DFHACP

**DFH2026**     *time applid* AN INVALID FUNCTION MANAGEMENT HEADER (FMH) HAS BEEN SUPPLIED BY NODE *netname*.

**Explanation:** The length field in the attach header was invalid.

**System Action:** The attach request is rejected.

**User Response:** Notify your system programmer. Check the validity of the attach FMH and identify the failing subsystem.

**Destination:** Terminal end user

**Module:** DFHACP

**DFH2027**     *time applid* TRANSACTION *tranid* DOES NOT SUPPORT CONVERSATION RESTART

**Explanation:** CICS/VSE will not accept APPC attach headers with restart requested.

**System Action:** The attach request is rejected.

**User Response:** Notify your system programmer. Inspect the subsystem that sent the attach header to determine why restart was requested.

**Destination:** Terminal end user

**Module:** DFHACP

**DFH2028**     *time applid* TRANSACTION *tranid* CANNOT BE USED AND HAS BEEN IGNORED.

**Explanation:** The transaction code, *tranid*, was entered from a terminal.

**System Action:** The transaction is run with no effect.

**User Response:** The transaction code, *tranid*, should not be reentered.

**Destination:** Terminal end user

**Module:** DFHACP

**DFH2029**     *time applid* TRANSACTION *tranid* IS NOT EXECUTABLE. THE SYSTEM SPECIFIED BY THE DYNAMIC ROUTING PROGRAM IS UNAVAILABLE.

**Explanation:** The transaction *tranid* is specified as remote and dynamic. An attempt to dynamically route this transaction to the remote system specified by the dynamic routing program has failed because the link is out of service.

**System Action:** The routing of transaction *tranid* has failed. CICS/VSE continues.

**User Response:** Wait until the link becomes available, then retry the transaction.

**Destination:** Terminal end user

**Module:** DFHACP

**DFH2033**     *time applid* YOU ARE NOT AUTHORIZED TO USE TRANSACTION *tranid*. CHECK THAT THE TRANSACTION NAME IS CORRECT.

**Explanation:** Either an operator has attempted to execute transaction *tranid* while not authorized, or another transaction attempted to start transaction *tranid*, which was not authorized for this terminal.

**System Action:** Other processing continues. Message DFH2003 is sent to CSMT.

**User Response:** Either determine why the operator was trying to execute transaction *tranid* or enter an authorized transaction identifier.

**Destination:** Terminal end user

**Module:** DFHACP

**DFH2034**     *time applid* CICS LOGIC ERROR. AN INVALID ERROR CODE HAS BEEN PASSED TO DFHACP. TRANSACTION: *tranid* TERMINAL: *termid*

**Explanation:** An invalid error code has been passed to DFHACP.

**System Action:** Transaction *tranid* is terminated with a transaction dump. The dump code is AACAA.

**User Response:** See Part 4 of the *CICS Problem Determination Guide* for guidance on how to get more help with this problem.

**Destination:** Terminal end user

**Module:** DFHACP

**DFH2035**     *time applid* AN INVALID ERROR CODE HAS BEEN PASSED TO DFHACP. TRANSACTION *tranid* IS TERMINATED. TERMINAL *termid*.

**Explanation:** An invalid error code has been passed to DFHACP.

**System Action:** Transaction *tranid* is terminated with a transaction dump. The dump code is AACAA. Message DFH2034 is sent to the terminal user.

**User Response:** This is caused by a CICS logic error. See Part 4 of the *CICS Problem Determination Guide* for guidance on how to get more help with this problem.

**Destination:** CSMT

**Module:** DFHACP

**DFH2036**     *time applid* CICS IS UNABLE TO RUN TRANSACTION *tranid* NOW. TRY AGAIN LATER.

**Explanation:** The system is unable to execute transaction *tranid* at this time.

**System Action:** The transaction is purged.

**User Response:** Resubmit the transaction later.

**Destination:** CSMT

**Module:** DFHACP

---

**DFH2037**     *time applid* **TRANSACTION *tranid* IS NOT EXECUTABLE ON TERMINAL *termid*.**

**Explanation:** A conflict has been detected between the options specified for transaction *tranid*'s definition and those specified on terminal *termid*'s DFHTCT table entry. For example, transaction *tranid* is reserved for the use of VTAM terminals but the input came from a non-VTAM terminal.

**System Action:** The input is ignored.

**User Response:** If transaction *tranid* is to be entered from terminal *termid*, ensure that the installed transaction definition value of DVSUPRT is compatible with the DFHTCT entry.

**Destination:** CSMT

**Module:** DFHACP

---

**DFH2038**     *time applid* **THE CONVERSATION TYPE REQUESTED BY NODE *netname* WAS NOT RECOGNIZED.**

**Explanation:** CICS/VSE received a conversation-type field in an attach header that was not TYPE=MAPPED or TYPE=UNMAPPED.

**System Action:** The attach request is rejected.

**User Response:** Check the validity of the attach function management header (FMH) and identify the failing subsystem.

**Destination:** CSMT

**Module:** DFHACP

---

**DFH2039**     *time applid* **AN UNSUPPORTED DATA BLOCKING ALGORITHM (DBA) FIELD IN THE ATTACH FUNCTION MANAGEMENT HEADER (FMH) HAS BEEN RECEIVED FROM NODE *netname*.**

**Explanation:** The received attach header contained a value for the reserved data blocking algorithm (DBA) field.

**System Action:** The attach request is rejected.

---

**User Response:** Check the validity of the attach function management header (FMH) and identify the failing subsystem.

**Destination:** CSMT

**Module:** DFHACP

---

**DFH2040**     *time applid* **AN INVALID SYNC POINT LEVEL HAS BEEN REQUESTED BY NODE *netname*.**

**Explanation:** The synchronization level requested in the attach header is invalid for the session being used.

**System Action:** The attach request is rejected.

**User Response:** Check the validity of the attach function management header (FMH) and identify the failing subsystem. Compare the value of the synchronization level in the attach header and the BIND.

**Destination:** CSMT

**Module:** DFHACP

---

**DFH2045**     **CICS IS UNABLE TO RUN TRANSACTION NOW. TRY AGAIN LATER.**

**Explanation:** The system is unable to execute the transaction at this time. The most likely reason is that CICS/VSE is short on storage.

This message is issued instead of the NLS-capable message DFH2004 when CICS/VSE cannot produce DFH2004 because the storage cushion is exhausted. This message is always produced in English.

**System Action:** The transaction (task) is purged.

**User Response:** Resubmit the transaction.

For further guidance on dealing with storage problems, see the *CICS Problem Determination Guide*

**Destination:** Terminal end user

**Module:** DFHACP

---

## DFH21xx (DFHZNAC) Messages

Messages that are generated because the VTAM SYNAD and LERAD exits have been entered, are followed by 'VTAM RETURN CODE *xxyy*', where *xx* is the VTAM recovery action return code and *yy* is the VTAM-specific error return code, each obtained from fields of the RPL.

Messages that are generated because system or user sense data has been received are followed by 'SENSE RECEIVED *xxyy zzzz*', where *xx* is the VTAM system sense information byte, *yy* is the VTAM system sense modifier byte, and *zzzz* represents 2 bytes of user sense information.

Values for *xx*, *yy* and *zzzz* are hexadecimal. *xx* has the following values:

08 = Request reject  
 10 = Request error  
 20 = State error  
 40 = Request header (RH) usage error  
 80 = Path error

Messages in this section have *time* appended in the format *hh:mm:ss*. This time represents the time that the message is written to CSMT.



---

**DFH2101I**    INTERSYSTEM SESSION FAILURE. DATA BASE CHANGES MAY BE OUT OF SYNC. TIME=*time*. REMOTE SYSTEM=*sysid*. INTERSYSTEM TERMINAL=*termid*. TRANSACTION=*trandid*. TASK NUMBER=*taskno*. OPERATOR TERMINAL=*termid*. OPERATOR=*operid*. UNIT OF WORK ID=*uowid*

**Explanation:** Intersystem session failed at a critical time during sync point processing. It may be that one side completed and the other backed out, leaving changes out of synchronization. This will be checked for at session recovery, and one of the messages DFH2102, DFH2103, or DFH2104 will be issued. The original failure information provides correlation between this message and its follow-up. (The unit of work ID applies only to LU6.2 conversations.)

**System Action:** None.

**User Response:** Take user-defined action, if any, to protect data integrity until the remote and the local data can be synchronized.

**Destination:** CSMT

**Module:** DFHSPP, DFHTCBP

---

**DFH2102I**    INTERSYSTEM SESSION RECOVERY. DATA BASE CHANGES FOUND TO BE SYNCHRONIZED. ORIGINAL FAILURE DETAILS: TIME=*time*. REMOTE SYSTEM=*sysid*. INTERSYSTEM TERMINAL=*termid*. TRANSACTION=*trandid*. TASK NUMBER=*taskno*. OPERATOR TERMINAL=*termid*. OPERATOR=*operid*. UNIT OF WORK ID=*uowid*

**Explanation:** Intersystem recovery has been successful. An error on an intersystem session has been recovered and resynchronized. This message is issued either:

As a follow-up to DFH2101, which is issued for an intersystem failure that occurs at a critical time in syncpoint processing, *or*

During resynchronization when pending URDs (unit of recovery descriptors) are awaiting the next inbound flow on the session.

**System Action:** None

**User Response:** None

**Destination:** CSMT

**Module:** DFHCRR, DFHSPP, DFHZNAC, DFHZRSY, DFHZSCX

---

**DFH2103I**    INTERSYSTEM SESSION RECOVERY. DATA BASE CHANGES FOUND TO BE OUT OF SYNC. ORIGINAL FAILURE DETAILS: TIME=*time*. REMOTE SYSTEM=*sysid*. INTERSYSTEM TERMINAL=*termid*. TRANSACTION=*trandid*. TASK NUMBER=*taskno*. OPERATOR TERMINAL=*termid*. OPERATOR=*operid*. UNIT OF WORK ID=*uowid*

**Explanation:** This message is issued as a follow-up to message DFH2101. The original failure information provides a cross-reference.

**System Action:** None.

**User Response:** Take user-defined action to resynchronize the local and remote data bases.

**Destination:** CSMT

**Module:** DFHCRR, DFHSPP, DFHZNAC

---

**DFH2104I**    INTERSYSTEM SESSION RECOVERY ERROR WHEN DATA BASE CHANGES MAY BE OUT OF SYNC. ORIGINAL FAILURE DETAILS: TIME=*time*. REMOTE SYSTEM=*sysid*. INTERSYSTEM TERMINAL=*termid*. TRANSACTION=*trandid*. TASK NUMBER=*taskno*. OPERATOR TERMINAL=*termid*. OPERATOR=*opid*. UNIT OF WORK ID=*uowid*

**Explanation:** This message is issued as a follow-up to message DFH2101 when the system has been unable to discover, on session recovery, whether database changes are out of synchronization.

This message is associated with the call label SPLCDUMP for global user exit XFFDSUP.

**System Action:** Processing continues.

**User Response:** Make the necessary database enquiries to detect whether changes are synchronized. If they are not, take user-defined action to resynchronize the data bases.

**Destination:** CSMT

**Module:** DFHCRR, DFHSPP, DFHZNAC

---

**DFH2105I**    INTERSYSTEM SESSION FAILURE. DATA BASE CHANGES WILL NOT BE COMMITTED OR BACKED OUT UNTIL SESSION RECOVERY. TIME=*time*. REMOTE SYSTEM=*sysid*. INTERSYSTEM TERMINAL=*termid*. TRANSACTION=*trandid*. TASK NUMBER=*taskno*. OPERATOR TERMINAL=*termid*. OPERATOR=*operid*. UNIT OF WORK ID=*uowid*

**Explanation:** An intersystem session failed at a critical time during sync point processing. The local system has no information on whether the remote system committed or backed out. The local changes will, therefore, be held locked until session recovery. They will then be committed or backed out, according to what the other system did. Message DFH2106, DFH2107, or DFH2108 will then be issued. The original failure information provides correlation between this message and its follow-up. (The unit of work ID applies only to LU6.2 conversations.)

**System Action:** Locks on local recoverable changes are preserved.

**User Response:** Reacquire the session as soon as possible.

**Destination:** CSMT

**Module:** DFHSPP, DFHTCBP

---

**DFH2106I**    INTERSYSTEM SESSION RECOVERY. SUSPENDED CHANGES NOW BEING COMMITTED. ORIGINAL FAILURE DETAILS: TIME=*time*. REMOTE SYSTEM=*sysid*. INTERSYSTEM TERMINAL=*termid*. TRANSACTION=*trandid*. TASK NUMBER=*taskno*. OPERATOR TERMINAL=*termid*. OPERATOR=*operid*. UNIT OF WORK ID=*uowid*

**Explanation:** This is an informative message issued during intersystem session recovery as a follow-up to message DFH2105. It has now been established that the remote system completed the sync point, so the local changes are being committed accordingly.

**System Action:** Commit local changes and unlock.

**User Response:** None.

**Destination:** CSMT

**Module:** DFHZNAC, DFHSPP

---

---

**DFH2107I**      **INTERSYSTEM SESSION RECOVERY. SUSPENDED CHANGES NOW BEING BACKED OUT. ORIGINAL FAILURE DETAILS: TIME=*time*. REMOTE SYSTEM=*sysid*. INTERSYSTEM TERMINAL=*termid*. TRANSACTION=*tranid*. TASK NUMBER=*taskno*. OPERATOR TERMINAL=*termid*. OPERATOR=*operid*. UNIT OF WORK ID=*uowid***

**Explanation:** This message is issued at intersystem session recovery as a follow-up to message DFH2105. It has now been established that the remote system did not complete the unit of work, so the local changes are being backed out accordingly.

**System Action:** Backout local changes and unlock.

**User Response:** Restart the interrupted transaction, if required.

**Destination:** CSMT

**Module:** DFHZNAC, DFHSPP

---

**DFH2108I**      **INTERSYSTEM SESSION RECOVERY ERROR WHILE LOCAL RECOVERABLE CHANGES ARE SUSPENDED. ORIGINAL FAILURE DETAILS: TIME=*time*. REMOTE SYSTEM=*sysid*. INTERSYSTEM TERMINAL=*termid*. TRANSACTION=*tranid*. TASK NUMBER=*taskno*. OPERATOR TERMINAL=*termid*. OPERATOR=*operid*. UNIT OF WORK ID=*uowid***

**Explanation:** This message is issued at intersystem session recovery as a follow-up to message DFH2105.

Resynchronization failed, so it still cannot be established whether the remote system committed or backed out.

**System Action:**

1. The locks on the suspended changes are released to allow access by a user transaction.
2. Any associated suspended start commands are canceled to prevent premature action.

**User Response:** Examine the data to see whether the local and remote changes made by the interrupted transaction took effect, and make any changes required to restore consistency.

**Destination:** CSMT

**Module:** DFHZNAC, DFHSPP

---

**DFH2110I**      **ABNORMAL REPLY TO EXCHANGE LOG NAME COMMAND SENT TO SYSTEM: xxxxxx**

**Explanation:** This message is issued when an abnormal reply has been received in response to an exchange log name command. An exchange log name command is sent following a session failure or at first session initiation after system restart. The abnormal reply may indicate that the other system detected a warm/cold mismatch or a log name mismatch.

**System Action:** Any sync point level 2 attaches are inhibited, that is, recoverable activity between the two systems is prevented.

**User Response:** Ensure that neither system was cold-started (as opposed to emergency-restarted or its equivalent) and that the correct log was used.

**Destination:** CSMT, operator console

**Module:** DFHSPP

---

**DFH2111I**      **COLD/WARM RESTART MISMATCH WITH SYSTEM *sysid***

**Explanation:** A cold start indication was received in a reply to an exchange log name command. However, this system has units of work that need resynchronizing from the previous run. An exchange log name command is sent following a session failure or at first session initiation after system restart.

**System Action:** Any sync point level 2 attaches are inhibited, that is, recoverable activity between the two systems is prevented.

**User Response:** Emergency restart (or equivalent) the remote system.

**Destination:** CSMT, operator console

**Module:** DFHSPP

---

**DFH2112I**      **LOG NAME MISMATCH WITH SYSTEM *sysid*. EXPECTED LUNAME.LOGNAME *xxxx* RECEIVED LUNAME.LOGNAME *yyyy***

**Explanation:** This system's memory of the other system's log name conflicts with that being used for resynchronization.

**System Action:** Any sync point level 2 attaches are inhibited – that is, recoverable activity between the two systems is prevented.

**User Response:** Restart either (or both) systems with the correct log.

**Destination:** CSMT, operator console

**Module:** DFHSPP

---

**DFH2131I**      **INTERSYSTEM SESSION FAILURE DURING CICS SYNC LEVEL 1 COMMIT. DATA BASE CHANGES MAY BE OUT OF SYNC. TIME=*time* REMOTE SYSTEM=*sysid* INTERSYSTEM TERMINAL=*termid* TRANSACTION=*tranid* TASK NUMBER=*taskno* OPERATOR TERMINAL=*termid* OPERATOR=*opid***

**Explanation:** An intersystem session failed at a critical time during CICS/VSE sync level 1 commit processing. Local resources and sync level 2 partners have been committed, but sync level 1 function shipped resources may have been backed out.

**System Action:** CICS/VSE sync level 1 commit processing continues.

**User Response:** Take user-defined action, if any, to resynchronize the data bases.

**Destination:** CSMT

**Module:** DFHSPP

---

**DFH2132I**      **ROLLBACK RECEIVED IN RESPONSE TO CICS SYNC LEVEL 1 COMMIT. DATA BASE CHANGES ARE OUT OF SYNC. TIME=*time* REMOTE SYSTEM=*sysid* INTERSYSTEM TERMINAL=*termid* TRANSACTION=*tranid* TASK NUMBER=*taskno* OPERATOR TERMINAL=*termid* OPERATOR=*opid***

**Explanation:** A remote system has replied rollback in response to a CICS/VSE sync level 1 commit. Local resources and sync level 2 partners have been committed, but sync level 1 function shipped resources have been backed out.

**System Action:** CICS/VSE sync level 1 commit processing continues.

**User Response:** Take user-defined action to resynchronize the data bases.

**Destination:** CSMT

**Module:** DFHSPP

---

## DFH2133I

---

DFH2133I      ERROR DETECTED DURING CICS SYNC  
LEVEL 1 COMMIT. REASON CODE *rc*.  
DATA BASE CHANGES MAY BE OUT OF  
SYNC. TIME=*time* REMOTE SYSTEM=*sysid*  
INTERSYSTEM TERMINAL=*termid*  
TRANSACTION=*tranid* TASK  
NUMBER=*taskno* OPERATOR  
TERMINAL=*termid* OPERATOR=*opid*

**Explanation:** An error has been detected during CICS/VSE sync level 1 commit. the reason code provides details of the nature of the error and has the following values:

- 01      Protocol violation by partner system, unexpected FMH data
- 02      Protocol violation by partner system, unexpected syncpoint message data
- 03      Abend received
- 04      Deadlock or read timeout.

Local resources and sync level 2 partners have been committed, but sync level 1 function shipped resources may have been backed out.

**System Action:** For reason code 01, a transaction dump with dump code ASPI is taken. For reason code 02, a transaction dump with dump code ASPJ is taken. CICS/VSE sync level 1 commit processing continues.

**User Response:** Take user-defined action to resynchronize the data bases. For a protocol violation, determine the cause of the error.

**Destination:** CSMT transient data queue

**Module:** DFHSPP

---

## DFH22xx (DFHACP) Messages

---

**DFH2206**     *time applid* TRANSACTION *tranid* HAS FAILED WITH ABEND *abcode*. RESOURCE BACKOUT WAS SUCCESSFUL. *condmsg*

**Explanation:** Transaction *tranid* is abnormally terminated with abend code *abcode*. All recoverable resources have been successfully backed out following the abend.

*abcode* is either a CICS/VSE transaction abend code (see "CICS/VSE Transaction Abend Codes" on page 661 or a user abend code generated by a CICS/VSE ABEND ABCODE(*abcode*) command. This command is issued either by a user program or by an IBM program (for example, a programming language library module).

If possible, a conditional message *condmsg* from the terminating system is appended to this message.

**System Action:** Message DFH2236 is sent to the master terminal operator (destination CSMT). Normal abend processing continues.

**User Response:** Use the abend code, *abcode*, to diagnose the problem. If the abend is issued by an IBM program product other than CICS/VSE, the code is documented in the library of that other product.

Resubmit the transaction after the cause of the original abend has been removed.

**Destination:** Terminal end user

**Module:** DFHACP

---

**DFH2207**     *time applid* TRANSACTION *tranid* HAS FAILED WITH ABEND *abcode*. RESOURCE BACKOUT WAS INCOMPLETE. *condmsg*

**Explanation:** Transaction *tranid* is abnormally terminated with with abend code *abcode*. Some changes to recoverable resources could not be backed out. Other messages to the master terminal operator identify the failures more precisely.

If possible, a conditional message *condmsg* from the terminating system is appended to this message.

**System Action:** Message DFH2237 is sent to the master terminal operator (destination CSMT). Normal abend processing continues.

**User Response:** Examine the CSMT messages for more information. If necessary, disable the affected resources until they can be recovered offline.

**Destination:** Terminal end user

**Module:** DFHACP

---

**DFH2208**     *time applid* TRANSACTION *tranid* HAS FAILED WITH ABEND *abcode1*. RESOURCE BACKOUT HAS ALSO FAILED WITH ABEND *abcode2*. *condmsg*

**Explanation:** Transaction *tranid* is abnormally terminated with abend code *abcode1*. An irrecoverable error occurred during backout of the resources changed by the transaction. This resulted in the backout abending with abend code *abcode2*.

If possible, a conditional message *condmsg* from the terminating system is appended to this message.

**System Action:** Message DFH2238 is sent to the master terminal operator (destination CSMT). Abend processing continues as if dynamic transaction backout was not specified.

**User Response:** If necessary, disable the affected resources until they can be recovered offline.

**Destination:** Terminal end user

**Module:** DFHACP

---

**DFH2210**     *time applid* RESTART OF TRANSACTION *tranid* AFTER ABEND *abcode* REJECTED DUE TO BACKOUT FAILURE. *condmsg*

**Explanation:** Transaction *tranid* is marked for backout and restart in the installed transaction definition. The task was abnormally terminated with abend code *abcode*. Backout was attempted but was either abnormally terminated or encountered an error.

If possible, a conditional message *condmsg* from the terminating system is appended to this message.

**System Action:** Message DFH2240 is sent to the master terminal operator (destination CSMT). Normal abend processing continues.

**User Response:** Examine the CSMT messages for more information. If necessary, disable the affected resources until they can be recovered offline.

**Destination:** Terminal end user

**Module:** DFHACP

---

**DFH2211**     *time applid* RESTART OF *tranid* AFTER ABEND *abcode* REJECTED DUE TO ABEND CODE. *condmsg*

**Explanation:** Transaction *tranid* is marked for backout and restart in the installed transaction definition. The task was abnormally terminated with abend code *abcode*. Backout was completed.

Transaction restart was abandoned because the abend is not due to a program isolation interrupt and there is no DFHRTY program. For further information, see the section on transaction abend processing in the *CICS Recovery and Restart Guide*.

If possible, a conditional message *condmsg* from the terminating system is appended to this message.

**System Action:** Message DFH2241 is sent to the master terminal operator (destination CSMT). Normal abend processing continues.

**User Response:** Determine whether restart is permissible in these circumstances. If it is, write a DFHRTY program to recognize the circumstances and request restart.

**Destination:** Terminal end user

**Module:** DFHACP

---

**DFH2212**     *time applid* RESTART OF TRANSACTION *tranid* AFTER ABEND *abcode* REJECTED DUE TO TERMINAL INPUT/OUTPUT. *condmsg*

**Explanation:** Transaction *tranid* is marked for backout and restart in the installed transaction definition. The task was abnormally terminated with abend code *abcode*. Backout was completed.

Transaction restart was abandoned because there is terminal traffic prior to the abend and no DFHRTY program is found. If possible, a conditional message *condmsg* from the terminating system is appended to this message.

**System Action:** Message DFH2242 is sent to the master terminal operator (destination CSMT). Normal abend processing continues.

**User Response:** Contact your User Support Group, and provide details of all associated messages. Your User Support Group should determine whether restart is permissible in these circumstances.

Resubmit the task when the cause of the original abend has been removed.

---



If the problem cannot be resolved easily, you may need assistance. See Part 4 of the *CICS Problem Determination Guide* for guidance on how to get more help with this problem.

**Destination:** Terminal end user

**Module:** DFHACP

**DFH2213**      *time applid* **RESTART OF TRANSACTION**  
*tranid* **AFTER ABEND** *abcode* **REJECTED DUE**  
**TO PRIOR SYNC POINT.** *condmsg*

**Explanation:** Transaction *tranid* is marked for backout and restart in the installed transaction definition. The task was abnormally terminated with abend code *abcode*. Backout was completed.

Transaction restart was abandoned because the task is not in its first logical unit of work and no DFHRTY program is found. If possible, a conditional message *condmsg* from the terminating system is appended to this message.

**System Action:** Message DFH2243 is sent to the master terminal operator (destination CSMT). Normal abend processing continues.

**User Response:** Contact your User Support Group, providing details of all associated messages. Your User Support Group should determine whether restart is permissible in these circumstances.

Resubmit the task when the cause of the original abend has been removed.

If the problem cannot be resolved easily, you may need assistance. See Part 4 of the *CICS Problem Determination Guide* for guidance on how to get more help with this problem.

**Destination:** Terminal end user

**Module:** DFHACP

**DFH2214**      *time applid* **RESTART OF TRANSACTION**  
*tranid* **AFTER ABEND** *abcode* **REJECTED BY**  
**DFHRTY.** *condmsg*

**Explanation:** Transaction *tranid* is marked for backout and restart in the the installed transaction definition. The task was abnormally terminated with abend code *abcode* and backout was completed.

Restart is abandoned because the system's DFHRTY, which is invoked, decided to abandon it. For further information, see the section on transaction abend processing in the *CICS Recovery and Restart Guide*.

If possible, a conditional message *condmsg* from the terminating system is appended to this message.

**System Action:** Message DFH2244 is sent to the master terminal operator (destination CSMT). Normal abend processing continues.

**User Response:** Contact your User Support Group, providing details of all associated messages. Your User Support Group should determine whether restart is permissible in these circumstances.

Resubmit the task when the cause of the original abend has been removed.

If the problem cannot be resolved easily, you may need assistance. See Part 4 of the *CICS Problem Determination Guide* for guidance on how to get more help with this problem.

**Destination:** Terminal end user

**Module:** DFHACP

**DFH2230I**      *time applid* **TRANSACTION** *tranid*  
**TERMINAL** *termid* **NOT EXECUTED DUE**  
**TO I/O ERROR AT SESSION STARTUP**

**Explanation:** Transaction *tranid* cannot be executed because an I/O error occurred in the start up program on terminal *termid*.

**System Action:** The transaction is not executed.

**User Response:** Correct the cause of the I/O error. It is probably due to the terminal not being powered on.

**Destination:** CSMT

**Module:** DFHACP

**DFH2236**      *time applid* **TRANSACTION** *tranid* **ABEND**  
*abcode* **IN PROGRAM** *progname* **TERM** *termid*  
**BACKOUT SUCCESSFUL**  
{**BATCHID=***batchid***|SYSTEM** *sysid* **SENT**  
**MESSAGE SENSE CODE** (*ccccccc*):*message*}

**Explanation:** Transaction *tranid* is abnormally terminated with abend code *abcode* in program *progname*. The recoverable resources have been successfully backed out following the abend.

BATCHID=*batchid* is added when *tranid* is a shared database mirror transaction.

SYSTEM *sysid* is added when:

- *tranid* is started by transaction routing from another CICS/VSE system on an MRO link, or
- *tranid* is started by transaction routing from another CICS/VSE system on an ISC APPC link, or
- *tranid* is the mirror transaction in an MRO session using function shipping, or
- *tranid* is a transaction involved in distributed transaction processing.

In case of shared databases, a mirror transaction has terminated abnormally. The message describes what has happened to any DL/I updates performed by batch program *batchid* (following the specified checkpoint, if any).

Terminal *termid* represents the connection between the batch region and CICS/VSE rather than a real terminal.

The *batchid* value provided is *x* followed by *t*, where *x* is the jobname.stepname.procname. This is true unless a CHKP call has been issued by the batch program, in which case *x* is the checkpoint identifier.

*t* is the time (*hh:mm:ss*) at the start of the job or the latest checkpoint. In the case of an MRO or an ISC APPC (parallel sessions), transaction *tranid* has terminated abnormally with abend *abcode* in program *progname*.

*termid* is a terminal identifier (transaction routing) or a session identifier. *sysid* is the identifier of the linked CICS/VSE system, and *ccccccc* represents the SNA sense bytes.

The display ends with the termination message issued by the linked CICS/VSE system.

**System Action:** If possible, message DFH2206 is sent to the terminal end user. Normal abend processing continues.

**User Response:** For an explanation of the CICS/VSE abend code *abcode*, see "CICS/VSE Transaction Abend Codes" on page 661. If the code is not documented, it could be a COBOLII abend or a user code.

If *abcode* is a COBOLII abend, diagnostic information is written

into the temporary storage queue *CEBRname*, where *name* is the name of the terminal. Use this information in your investigation of the problem.

If *abcode* is a user code, consult the programmer responsible for this area.

For an explanation of the SNA sense bytes *cccccccc*, see the *Systems Network Architecture Reference Summary* manual. Ignore the last two bytes.

**Destination:** CSMT

**Module:** DFHACP

**DFH2237**      *time applid* TRANSACTION *tranid* ABEND  
*abcode* IN PROGRAM *progrname* TERM *termid*  
BACKOUT FAILED {BATCHID=*batchid*}

**Explanation:** Transaction *tranid* is abnormally terminated with with abend code *abcode*. Some changes to recoverable resources could not be backed out due to errors. Other messages to the master terminal operator (destination CSMT) identify the failures more precisely.

BATCHID=*batchid* is added to the message only when the transaction is a shared database agent (mirror) transaction. In this case, a shared database agent (mirror) transaction has terminated abnormally and the message describes what has happened to any DL/I updates performed by the specified batch program. This action follows the specified checkpoint, if applicable.

Terminal *termid* represents the connection between the region and CICS/VSE rather than a real terminal.

The *batchid* value provided is *x* followed by *t*, where *x* is the jobname.stepname.procname. This is true unless a CHKP call has been issued by the batch program, in which case *x* is the checkpoint identifier.

*t* is the time (*hh:mm:ss*) at the start of the job or the latest checkpoint.

**System Action:** If possible, message DFH2207 is sent to the terminal end user. Normal abend processing continues.

**User Response:** Examine the CSMT messages for more information. If necessary, disable the affected resources until they can be recovered offline.

**Destination:** CSMT

**Module:** DFHACP

**DFH2238**      *time applid* TRANSACTION *tranid* ABEND  
*abcode1* IN PROGRAM *progrname* TERM *termid*  
BACKOUT ABENDED *abcode2*  
{BATCHID=*batchid*}

**Explanation:** Transaction *tranid* is abnormally terminated with abend code *abcode1*. An irrecoverable error during backout of the resources changed by the transaction has resulted in the backout itself failing with abend code *abcode2*.

BATCHID=*batchid* is added to the message only when the transaction is a shared database agent (mirror) transaction. In this case, a shared database agent (mirror) transaction has terminated abnormally and the message describes what has happened to any DL/I updates done by the specified batch program. This action follows the specified checkpoint, if one is applicable.

Terminal *termid* represents the connection between the region and CICS/VSE rather than a real terminal.

The *batchid* value provided is *x* followed by *t*, where *x* is the

jobname.stepname.procname. This is true unless a CHKP is issued by the batch program, in which case *x* is the checkpoint identifier.

*t* is the time (*hh:mm:ss*) at the start of the job or the latest checkpoint.

**System Action:** If possible, message DFH2208 is sent to the terminal end user. Abend processing continues as if dynamic transaction backout had not been specified.

**User Response:** If necessary, disable the affected resources until they can be recovered offline.

**Destination:** CSMT

**Module:** DFHACP

**DFH2240**      *time applid* RESTART OF *tranid* AFTER  
ABEND *abcode* TERM *termid* REJECTED DUE  
TO BACKOUT FAILURE

**Explanation:** Transaction *tranid* is marked for backout and restart in the installed transaction definition. The task has abnormally terminated with abend code *abcode*. Backout has been attempted but either terminated abnormally or encountered an error.

**System Action:** Message DFH2210 is sent to the terminal end user if possible. Normal abend processing continues.

**User Response:** Examine the CSMT messages for more information. If necessary, disable the affected resources until they can be recovered offline.

**Destination:** CSMT

**Module:** DFHACP

**DFH2241**      *time applid* RESTART OF *tranid* AFTER  
ABEND *abcode* TERM *termid* REJECTED DUE  
TO ABEND CODE

**Explanation:** Transaction *tranid* is marked for backout and restart in the installed transaction definition. The task has abnormally terminated with abend code *abcode* and backout was completed. Transaction restart was abandoned because the abend is not due to a program isolation interrupt and no DFHRTY program iss found.

**System Action:** If possible, message DFH2211 is sent to the terminal end user. Normal abend processing continues.

**User Response:** Determine whether restart is permissible in these circumstances. If it is, write a DFHRTY program to recognize the circumstances and request restart.

**Destination:** CSMT

**Module:** DFHACP

**DFH2242**      *time applid* RESTART OF *tranid* AFTER  
ABEND *abcode* TERM *termid* REJECTED DUE  
TO TERMINAL I/O

**Explanation:** Transaction *tranid* is marked for backout and restart in the installed transaction definition. The task has abnormally terminated with abend code *abcode* and backout was completed. Transaction restart was abandoned because there is terminal traffic prior to the abend and no DFHRTY program is found.

**System Action:** If possible, message DFH2212 is sent to the terminal end user. Normal abend processing continues.

**User Response:** Determine whether restart is permissible in these circumstances. If it is, write a DFHRTY program to recognize the circumstances and request restart.

**Destination:** CSMT

**Module:** DFHACP

---

**DFH2243** *time applid* **RESTART OF *tranid* AFTER ABEND *abcode* TERM *termid* REJECTED DUE TO PRIOR SYNC POINT**

**Explanation:** Transaction *tranid* is marked for backout and restart in the installed transaction definition. The task has abnormally terminated with abend code *abcode* and backout was completed. Transaction restart was abandoned because the task is not in its first logical unit of work and no DFHRTY program is found.

**System Action:** If possible, message DFH2213 is sent to the terminal end user. Normal abend processing continues.

**User Response:** Determine whether restart is permissible in these circumstances. If it is, write a DFHRTY program to recognize the circumstances and request restart.

**Destination:** CSMT

**Module:** DFHACP

---

**DFH2244** *time applid* **RESTART OF *tranid* AFTER ABEND *abcode* TERM *termid* REJECTED DUE TO USER CODE REQUEST**

**Explanation:** Transaction *tranid* is marked for backout and restart in the installed transaction definition. The task has abnormally terminated with abend code *abcode* and backout was completed. Restart was abandoned because the system's DFHRTY, which was invoked, decided to abandon it.

**System Action:** If possible, message DFH2214 is sent to the terminal end user. Normal abend processing continues.

**User Response:** Determine and correct the cause of the original abend. Consider amending the DFHRTY program to take into account this class of failure. Resubmit the task.

**Destination:** CSMT

**Module:** DFHACP

---

**DFH2259** *time applid* **TRANSACTION *tranid* ABEND *abcode* IN PROGRAM *progrname* TERM *termid* DFHPEP NOT LINKED**

**Explanation:** Transaction *tranid* is abnormally terminated with abend code *abcode*. An error occurred in attempting to link to the user-written program error program (DFHPEP), and prevented DFHPEP being given control.

If CICS/VSE terminates abnormally because of a program control restart failure, this message can appear during the shutdown.

**System Action:** Depending on the reason for the failure, CICS/VSE may abnormally terminate or continue.

---

## DFH23xx (DFHZCP) Messages

---

**DFH2302** **SETLOGON START COMMAND REJECTED**

**Explanation:** CICS/VSE issues the SETLOGON START command after a successful OPEN VTAM ACB. The SETLOGON START command is rejected in the following cases:

1. The CICS/VSE OPEN VTAM ACB was successful, but VTAM subsequently terminated abnormally, **or**
2. The CICS/VSE OPEN VTAM ACB was successful, but insufficient system storage was available to satisfy the SETLOGON START command, **or**
3. The CICS/VSE OPEN VTAM ACB was successful, but VTAM was subsequently terminated by a VTAM HALT QUICK command.

This message is associated with the FFS call label ZSL52302 for global user exit XFFDSUP.

**System Action:** If this error occurs during CICS/VSE

**User Response:** The transaction abend code, *abcode*, gives the reason for the original transaction failure.

Determine why DFHPEP could not be invoked. It may be disabled.

**Destination:** CSMT

**Module:** DFHACP

---

**DFH2260** *time applid* **TRANSACTION *tranid* DISABLED BY DFHPEP**

**Explanation:** Transaction *tranid*, which has abnormally terminated, has been disabled by DFHPEP. No further use can be made of transaction *tranid*.

**System Action:** None.

**User Response:** Correct the cause of the abnormal termination and enable the transaction.

**Destination:** CSMT

**Module:** DFHACP

---

**DFH2261** **SYSTEM *sysid* SENT MESSAGE (SENSE CODE *ccccccc*). *tabmsg***

**Explanation:** A transaction, which has abnormally terminated, has received a negative response and an explanatory warning message from system *sysid*. The message *tabmsg* is supplied from the remote system.

**System Action:** Processing continues.

**User Response:** Correct the reason for the abnormal termination in the remote system and then run the transaction again.

**Destination:** Terminal end user

**Module:** DFHACP, DFHZEMW

---

**DFH2262** **SYSTEM *sysid* SENT MESSAGE (SENSE CODE *ccccccc*). *tabmsg***

**Explanation:** A transaction, which has abnormally terminated, has received a negative response and an explanatory warning message from system *sysid*. The message *tabmsg* is supplied from the remote system.

**System Action:** Processing continues.

**User Response:** Correct the cause of the abnormal termination in the remote system and run the transaction again.

**Destination:** CSMT

**Module:** DFHACP

---

initialization, CICS/VSE abnormally terminates with a U2302 abend and a system dump. If the error occurs as a result of a CEMT SET VTAM OPEN, CICS/VSE terminates the task abnormally with abend code ATC2 and a transaction dump, and the VTAM ACB is closed.

**User Response:** The VTAM return code can be found in the first RPL in the RA pool addressed from TCTVRVRA in the system dump or the transaction dump. Use the *VTAM Programming* manual to determine the cause of the error and the actions necessary to correct it. After correcting the error, either reinitialize CICS/VSE (for abend U2302) or follow the suggestions documented for abend ATC2.

**Destination:** Console

**Module:** DFHZSLS

---

**DFH2303 NO STORAGE AVAILABLE WHEN INITIATING RECEIVE ANY'S**

**Explanation:** The setlogon start VTAM command, in trying to acquire receive-any I/O areas, found that storage was not available.

**System Action:** CICS/VSE terminates with a dump.

**User Response:** Reduce the size of the RAMAX value in the DFHTCT TYPE=INITIAL macro. For further information about RAMAX, see the *CICS Performance Guide*.

**Destination:** Console

**Module:** DFHZSLS

---

**DFH2304 RECEIVE ANY COMMAND REJECTED**

**Explanation:** VTAM abnormally terminated, or the VTAM HALT QUICK command was issued. This message will be issued if VTAM is short on storage when DFHZSLS issues a receive-any request.

This message is associated with the FFS call label ZSLS2304 for global user exit XFSDSUP.

**System Action:** If this error occurs during CICS/VSE initialization, CICS/VSE abnormally terminates with a U2304 abend and a system dump. If the error occurs as a result of a CEMT SET VTAM OPEN, CICS/VSE terminates the task abnormally with abend code ATC2 and a transaction dump, and the VTAM ACB is closed.

**User Response:** The VTAM return code can be found in the first RPL in the RA pool addressed from TCTVRVRA in the system dump or the transaction dump. Use the *VTAM Programming* manual to determine the cause of the error and the actions necessary to correct it. After correcting the error, either reinitialize CICS/VSE (for abend U2304) or follow the suggestions documented for abend ATC2.

**Destination:** Console

**Module:** DFHZSLS

---

**DFH2305I TERMINATION OF VTAM SESSIONS BEGINNING**

**Explanation:** CICS/VSE or VTAM is being terminated or a dynamic close of the VTAM ACB has been requested.

**System Action:** All CICS/VSE-VTAM sessions are closed and the ACB is closed. If termination is not orderly, active transactions will be abnormally terminated.

**User Response:** When VTAM is active, communication may be resumed by using the master terminal operator command CEMT OPEN,VTAM.

**Destination:** Console

**Module:** DFHZSHU

---

**DFH2306 ERROR ENCOUNTERED IN ZCP SHUTDOWN PROCESSING**

**Explanation:** The dispatcher (while in orderly shutdown processing) has encountered an error that was detected by the DFHTC CTYPE=LOCATE macro. This situation can arise only if CSMT SHU,NO was entered.

**System Action:** Orderly shutdown processing is terminated for the VTAM portion of CICS/VSE, that is, the sending of the CSMT SHU command to the nodes is suppressed, and the VTAM portion of CICS/VSE is quiesced.

**User Response:** None.

**Destination:** Console

**Module:** DFHZDSP

---

---

**DFH2307 CICS VTAM ABNORMALLY QUIESCING**  
(module name)

**Explanation:** An RPL request has completed, without a TCTTE token, for other than a VTAM storage shortage.

**System Action:** CICS/VSE performs a foreclose of the ACB.

**User Response:** When VTAM has been restarted, issue a CEMT SET VTAM OPEN.

**Destination:** Console

**Module:** DFHZSYX

---

**DFH2308 INVALID FREEMAIN REQUEST**

**Explanation:** A request for a FREEMAIN was detected but invalid parameters were passed to DFHZFRE (in DFHZCP).

**System Action:** CICS/VSE is abnormally terminated with a dump.

**User Response:** The problem is caused by:

1. Storage being overwritten. (Try to determine which piece of storage is corrupted and identify the program responsible for the corruption), **or**
2. A logic error in DFHZCP. In this case you, require assistance. See Part 4 of the *CICS Problem Determination Guide* for guidance on how to get more help with this problem.

**Destination:** Console

**Module:** DFHZFRE

---

**DFH2309 INVALID GETMAIN REQUEST**

**Explanation:** A request for a GETMAIN operation was detected but invalid parameters were passed to DFHZGET (in DFHZCP).

**System Action:** CICS/VSE is abnormally terminated with a dump.

**User Response:** This is probably a logic error in DFHZCP. See Part 4 of the *CICS Problem Determination Guide* for guidance on how to get more help with this problem.

**Destination:** Console

**Module:** DFHZGET

---

**DFH2310 VTAM ACB NOW OPEN**

**Explanation:** An attempt to open the VTAM access method control block (VTAM ACB) has been successful.

**System Action:** Processing continues.

**User Response:** None.

**Destination:** Console

**Module:** DFHZOPA, DFHMTPD

---

**DFH2311 UNABLE TO OPEN VTAM ACB - RC=xxxxxxx**

**Explanation:** An error was encountered while attempting to open the VTAM ACB dynamically. The return code RC=xxxxxxx is the VTAM return code found in register 15. If the return code is RC=01, this is not a VTAM return code but is inserted by DFHZOPA when it receives a VTAM OPEN when the ACB is already open.

**System Action:** The request is ignored and processing continues.

**User Response:** Correct the error condition and, if possible, retry the request.

**Destination:** Console

**Module:** DFHZOPA, DFHMTPD

---



---

**DFH2312 WELCOME TO CICS/VSE**

**Explanation:** This is the CICS/VSE default 'good morning' message for VTAM LUs, if not specified otherwise in the SIT.

**System Action:** None.

**User Response:** None.

**Destination:** Terminal end user

**Module:** DFHGMM

---

**DFH2313 VTAM CLOSE ALREADY IN PROGRESS**

**Explanation:** A duplicate or less severe VTAM CLOSE request has been issued while closing of the VTAM ACB for CICS/VSE is already in progress.

**System Action:** The request is ignored.

**User Response:** None.

**Destination:** Console

**Module:** DFHMTPD

---

**DFH2314 IMMEDIATE VTAM CLOSE BEGINNING**

**Explanation:** The request for an immediate close of all CICS/VSE-VTAM sessions has been accepted.

**System Action:** Active transactions are abnormally terminated and all VTAM sessions are closed. The ACB is then closed.

**User Response:** None.

**Destination:** Console

**Module:** DFHMTPD

---

**DFH2315 ORDERLY VTAM CLOSE BEGINNING**

**Explanation:** The request for an orderly close of all CICS/VSE-VTAM sessions has been accepted.

**System Action:** Active transactions are allowed to terminate normally. Sessions are closed when they become inactive. The ACB is then closed.

**User Response:** None.

**Destination:** Console

**Module:** DFHMTPD

---

**DFH2316 VTAM ACB IS CLOSED**

**Explanation:** CICS/VSE and VTAM have been disconnected. This may be because CICS/VSE is terminating, VTAM is terminating, or the CICS/VSE master terminal operator has issued CLOSE,VTAM[,IMMED].

**System Action:** The VTAM ACB is closed.

**User Response:** If VTAM has not terminated, connection with VTAM can be reestablished by using master terminal operator commands.

**Destination:** Console

**Module:** DFHZSHU

---

**DFH2317 TERMINAL *termid* *n* EXCEEDS 999 – RESET TO ZERO**

**Explanation:** Error count field *n* in a session TCTTE for terminal *termid* has reached its maximum value.

**System Action:** CICS/VSE resets error count field *n* to zero.

**User Response:** Though this is a warning message only, the abnormally high error rate is a symptom of some serious condition, which should be indicated by other messages. Investigate this condition immediately.

**Destination:** Console

**Module:** DFHZNAC

---

---

**DFH2318 AUTOINSTALL USER-PROGRAM NOT ENABLED**

**Explanation:** CICS/VSE, while opening the VTAM ACB, has found that no PPT entry exists for the autoinstall user-program specified in the SIT.

**System Action:** None. This is a warning message.

**User Response:** If you want to use autoinstall, provide a PPT entry for the autoinstall user-program specified in the SIT.

**Destination:** Console

**Module:** DFHZSLS

---

**DFH2319 UNABLE TO CLOSE VTAM ACB RC=*retcode* ERROR CODE = *errcode***

**Explanation:** The VTAM ACB close request failed.

**System Action:** CICS/VSE continues as if the ACB is closed, although it is not.

**User Response:** The return code *retcode* is the VTAM return code found in register 15. The error code *errcode* is the ACB error flag ACBERFLG. See the *VTAM Programming* manual, macro instruction section, for an explanation of these codes.

**Destination:** Console

**Module:** DFHZSHU

---

**DFH2320 CORRUPTED TCTTE ADDRESS FOUND DURING SHUTDOWN**

**Explanation:** A DFHTC CTYPE=LOCATE macro returned an error indication while in the process of shutting down VTAM. This implies that the TCTTE chain has been corrupted, possibly by an overlay of the table manager control blocks.

**System Action:** CICS/VSE is abnormally terminated with a dump.

**User Response:** Investigate the dump to determine the cause of the problem.

**Destination:** Console

**Module:** DFHZSHU

---

## DFH24xx (DFHZNAC) Messages

Some DFH24xx messages have the following format:

DFH24xx, terminal id, task id, time, message text.

Messages that are generated because the VTAM SYNAD and LERAD exits have been entered, are followed by "VTAM RETURN CODE *xyyy*", where *xx* is the VTAM recovery action return code and *yy* is the VTAM specific error return code, each obtained from fields of the RPL.

Messages that are generated because system or user sense data has been received are followed by "SENSE RECEIVED *xyyy zzzz*", where *xx* is the VTAM system sense information byte, *yy* is the VTAM system sense modifier byte, and *zzzz* represents 2 bytes of user sense information.

Values for *xx*, *yy* and *zzzz* are hexadecimal. *xx* has the following values:

08 = Request reject  
 10 = Request error  
 20 = State error  
 40 = Request header (RH) usage error  
 80 = Path error

For the meaning of *yy*, see the *Systems Network Architecture Reference Summary* manual.

*time* is appended in the following format: *hh:mm:sss*. This represents the time that the message is written to CSMT.

---

### DFH2400I ERROR NOT SUPPORTED

**Explanation:** CICS/VSE received an unexpected error code from VTAM.

**System Action:** CICS/VSE terminates the session and abnormally terminates the task with a dump.

**User Response:** Use the supplied dump to determine the source of the error.

**Destination:** CSMT

**Module:** DFHZSYX

---

### DFH2401I RPL ACTIVE

**Explanation:** CICS/VSE attempted to request VTAM services using an RPL that is currently active.

**System Action:** CICS/VSE terminates the session and abnormally terminates the task with a dump.

**User Response:** Use the supplied dump to determine the source of the error.

**Destination:** CSMT

**Module:** DFHZRVS, DFHZSDA, DFHZSDR, DFHZSDS, DFHZSES, DFHZSDL, DFHZRVL, DFHZSKR

---

### DFH2402I NO RPL ALLOCATED

**Explanation:** An RPL was not available when needed. Either the RPL address field (TCTERPLA) was cleared or the RPL was freed.

**System Action:** Storage is acquired for an RPL and the task continues processing.

**User Response:** None.

**Destination:** CSMT

**Module:** DFHZSDS

---

### DFH2403I BIND FAILURE – VTAM RETURN CODE *xyyy*

**Explanation:** A session cannot be established because either a physical path to the device cannot be found or the device does not exist.

**System Action:** Because communication cannot be established with a node, a VTAM CLSDST macro is issued to release any control blocks previously built, and the node is placed out of service.

**User Response:** Ensure that the node name was included in the Network Control Program/Virtual Storage (NCP/VS) generation deck, and investigate for a possible bad communication line.

**Destination:** CSMT

**Module:** DFHZSYX

---

### DFH2404I VTAM DETECTED LOGIC ERROR – VTAM RETURN CODE *xyyy*

**Explanation:** VTAM detected an error in a request. The request was either incomplete or not executable.

**System Action:** CICS/VSE breaks communication with the node (CLSDST), abnormally terminates any attached task, and places the node out of service.

**User Response:** Ensure that all application programs running concurrently have proper addressability, thereby avoiding alteration of CICS/VSE control blocks such as the TCTTE or RPL. Use the supplied dump to determine the source of the error.

**Destination:** CSMT

**Module:** DFHZLEX

---

**DFH2405I**     *termid transaction time* **NODE netname NOT ACTIVATED – VTAM RETURN CODE *xyyy***

**Explanation:** The node was not activated or was deactivated by the network operator.

**System Action:** All outstanding SEND and RECEIVE requests are purged and the task is abnormally terminated with a dump. A VTAM CLSDST macro is issued to halt communication with the node, and internal LOGONs are prevented.

If this message is issued during takeover, the acquire is issued at intervals of 1, 2, 4, and 8 minutes after the first attempt. This allows time for sessions that require manual intervention before the acquire can succeed.

**User Response:** Use the VTAM VARY command to activate the node before using it in the network.

**Destination:** CSMT

**Module:** DFHZSYX, DFHZSIX

---

**DFH2406I**     **TERMINATE SELF COMMAND RECEIVED – VTAM RETURN CODE *xyyy***

**Explanation:** The logical unit has requested termination of the session.

**System Action:** The VTAM CLSDST macro instruction is issued to stop communications with the node. In addition, any attached task is abnormally terminated.

**User Response:** None.

**Destination:** CSMT

**Module:** DFHZSYX

---

**DFH2407I**     **PERMANENT CHANNEL FAILURE – VTAM RETURN CODE *xyyy***

**Explanation:** NCP/VS was either shut down by the network operator or abnormally terminated, or a channel failure occurred.

**System Action:** Because communication with the logical unit was broken, the VTAM CLSDST macro instruction is issued to release control blocks previously built by VTAM. In addition, any attached task is abnormally terminated with a dump.

**User Response:** Use the supplied dump to check for a possible NCP/VS or channel problem.

**Destination:** CSMT

**Module:** DFHZSYX

---

**DFH2408I**     **APPARENT VTAM ERROR – VTAM RETURN CODE *xyyy***

**Explanation:** VTAM encountered an error during its own processing.

**System Action:** Any attached task is abnormally terminated with a dump and the node is placed out of service.

**User Response:** None.

**Destination:** CSMT

**Module:** DFHZSYX

---

**DFH2409I**     **VTAM RECOVERED NODE. LOSTERM ERROR CODE *xx***

**Explanation:** VTAM successfully reestablished communication with a node. The reason for entering the LOSTERM exit is given by *xx*, which has one of the values listed under User Response for message DFH2410.

**System Action:** CICS/VSE reestablishes communication and places the node in service.

**User Response:** None.

**Destination:** CSMT

**Module:** DFHZLTX

---



---

**DFH2410I**     **NODE UNRECOVERABLE. VTAM LOSTERM ERROR CODE *xx***

**Explanation:** Communication with a node was interrupted and cannot be reestablished by VTAM. The reason for entering the LOSTERM exit is given by *xx*, which may have any one of the values given under "User Response."

**System Action:** The VTAM CLSDST macro instruction is issued to release any control blocks previously built for the node. In addition, any attached task is abnormally terminated with a dump.

**User Response:** Use the following hexadecimal values, which are represented by *xx* in the message, to determine the cause of loss of connection:

X'0' – Dial-disconnect on dial-in

X'4' – Dial-disconnect on dial-out

X'0C' – Deactivate immediate

X'14' – Unconditional terminate self

X'1C' – Segmenting error

X'20' – Conditional terminate self

X'24' – BUFLIM value exceeded

**Destination:** CSMT

**Module:** DFHZLTX

---

**DFH2411I**     *termid tranid time nodeid* **ATTEMPTED INVALID LOGON**

**Explanation:** A node identified by *nodeid* attempted to log on to CICS/VSE. The logon is invalid because the node has not been identified to CICS/VSE, or an autoinstall has failed.

**System Action:** The logon is rejected.

**User Response:** Ensure that the node name is present in the TCT, or issue a CEMT SET AUTO MAX(*mmn*) to adjust the autoinstall limits.

**Destination:** CSMT

**Module:** DFHZLGX

---

**DFH2412I**     **RECEIVE ANY REQUEST FAILED**

**Explanation:** A receive-any request to VTAM failed. VTAM was terminated.

**System Action:** The VTAM RPL control block is logged to the CSMT log for visual inspection.

**User Response:** Determine the reason why the receive-any failed. First, check whether the VTAM RPL has been altered. If it has, check whether the alterations could have caused any problems. Correct any obvious errors. See the *VTAM Programming* manual for further guidance.

**Destination:** CSMT

**Module:** DFHZRAC

---

**DFH2413I**     *nodeid* **CLSDST FAILED**

**Explanation:** A CLSDST request for the node identified by *nodeid* failed. VTAM may not have sufficient space to respond to the request.

**System Action:** No further communication with the node is initiated.

**User Response:** Inspect the CSMT and CSTL logs for indication of a VTAM storage problem or error message. Also check for any messages indicating an I/O problem.

**Destination:** CSMT

**Module:** DFHZLGX

---

---

**DFH2414I      TEMPORARY VTAM STORAGE PROBLEM**  
*xyyy*

**Explanation:** There is a temporary VTAM storage problem because VTAM is currently short of storage.

**System Action:** The failing VTAM request is retried until VTAM is able to accept it.

**User Response:** Increase VTAM working buffer storage if this condition recurs and causes undue problems.

**Destination:** CSMT

**Module:** DFHZSYX

---

**DFH2415I      NODE *nodeid* OUT OF SERVICE**

**Explanation:** A node error condition has occurred.

**System Action:** CICS/VSE places the node out of service.

**User Response:** None.

**Destination:** CSTL

**Module:** DFHZNAC

---

**DFH2416I      VTAM IS HALTING – VTAM RETURN**  
**CODE *xyyy***

**Explanation:** A VTAM HALT QUICK command was entered by the network operator while a SIMLOGON or OPNDST request was in progress.

**System Action:** The VTAM network is quiesced to prevent further requests and the node is placed out of service.

**User Response:** None.

**Destination:** CSMT

**Module:** DFHZSYX

---

**DFH2417I      VTAM INACTIVE TO TCB – VTAM**  
**RETURN CODE *xyyy***

**Explanation:** Either CICS/VSE has not opened its VTAM ACB or VTAM has halted. *xyyy* is available only if the VTAM SYNAD exit has been entered.

**System Action:** The VTAM network is quiesced to prevent further requests and any attached task is abnormally terminated with a dump.

**User Response:** If VTAM was not halted by the network operator, use the supplied dump to determine the problem. If no VTAM return code is given, scan the system console for any VTAM messages that may have been produced.

**Destination:** CSMT

**Module:** DFHZSYX, DFHZCLS, DFHZCLX, DFHZOPN, DFHZOPX, DFHZRAC, DFHZRLX, DFHZRST, DFHZRVL, DFHZRVS, DFHZRVX, DFHZSDL, DFHZSDR, DFHZSDS, DFHZSDX, DFHZSES, DFHZSIM, DFHZSIX, DFHZSKR, DFHZSLX, DFHZTAX

---

**DFH2418I      UNKNOWN COMMAND IN RPL**

**Explanation:** An unknown command was detected in the VTAM request parameter list (RPL) by the CICS/VSE SESSIONC exit routine. The RPL address could be invalid or the RPL could have been altered.

**System Action:** All outstanding send and receive requests are purged, and the task is abnormally terminated with a dump. A CLSDST is issued to halt communication with the node, and the node is placed out of service.

**User Response:** First, check whether the VTAM RPL has an invalid address. If the address is valid, check whether the RPL has been altered. If it has, check whether the alterations could have caused any problems. Correct any obvious errors. See the *VTAM Programming* manual for further guidance.

**Destination:** CSMT

**Module:** DFHZSEX

---

**DFH2419I      UNKNOWN COMMAND IN RPL**

**Explanation:** An unknown command was detected in the RPL by the send-data-flow synchronous exit routine. The RPL address could be invalid or the RPL could have been altered.

**System Action:** All outstanding send and receive requests are purged, and the task is abnormally terminated with a dump.

A VTAM CLSDST macro instruction is issued to halt communication with the node, and the node is placed out of service.

**User Response:** First, check whether the VTAM RPL has an invalid address. If the address is valid, check whether the RPL has been altered. If it has, check whether the alterations could have caused any problems. Correct any obvious errors. See the *VTAM Programming* manual for further guidance.

**Destination:** CSMT

**Module:** DFHZSSX, DFHZSLX, DFHZRAC

---

**DFH2420I      UNKNOWN COMMAND IN RPL**

**Explanation:** An unknown command was detected in the RPL by the send-data-flow asynchronous exit routine. The RPL address could be invalid or the RPL could have been altered.

**System Action:** All outstanding send and receive requests are purged, and the task is abnormally terminated with a dump.

A VTAM CLSDST macro instruction is issued to halt communication with the node, and the node is placed out of service.

**User Response:** First, check whether the VTAM RPL has an invalid address. If the address is valid, check whether the RPL has been altered. If it has, check whether the alterations could have caused any problems. Correct any obvious errors. See the *VTAM Programming* manual for further guidance.

**Destination:** CSMT

**Module:** DFHZSAX

---

**DFH2421I      *termid tranid time* UNSUPPORTED**  
**COMMAND RECEIVED**

**Explanation:** An unknown command or request was detected or the RPL contains logical unit (LU) status.

**System Action:** If an invalid command or request was detected, all outstanding send and receive requests are purged, and the task is abnormally terminated with a dump. A VTAM CLSDST macro instruction is issued to halt communication with the node. For ISC sessions, this error may be caused by specifying incompatible session types at each node, for example, SESTYPE=SEND in one node and SESTYPE=FASTRECV in the other node. If the RPL contains LU status, one of the following messages is issued: DFH2461, DFH2462, DFH2464, DFH2465, or DFH2466.

**User Response:** An invalid command or request indicates inconsistencies or errors in the definitions of the named terminals or sessions in CICS, VTAM, or the connected system for LU6 sessions. Ensure that these definitions are correct and consistent for the device or session characteristics.

**Destination:** CSMT

**Module:** DFHZRAC, DFHZRVX, DFHZRLX

---

**DFH2422I      ZCP LOGIC ERROR**

**Explanation:** During terminal processing, CICS/VSE detected an invalid internal state in DFHZCP.

**System Action:** All outstanding send and receive requests are purged, and the task is abnormally terminated with a dump. The node is placed out of service and the TCTTE, RPL, and action flags are logged to CSMT for debugging purposes.

**User Response:** Ensure that the application programs running concurrently do not alter the TCTTE. If the TCTTE is



## DFH2423I • DFH2430I

not being altered, use the dump to locate the source of the error.

**Destination:** CSMT

**Module:** DFHZARL, DFHZDET, DFHZERH, DFHZEV1, DFHZEV2, DFHZOPN, DFHZRAC, DFHZRVS, DFHZRVX, DFHZSDS, DFHZSIM, DFHZSKR, DFHZSLX

---

### DFH2423I ATTEMPTED TO SEND UNSUPPORTED COMMAND

**Explanation:** A request to send data synchronously was incomplete. Possible reasons are:

1. The TCTTE was altered.
2. A logic error was encountered.
3. The TCTTE was inadvertently placed on the send-synchronous queue.

**System Action:** All outstanding send and receive requests are purged, and the task is abnormally terminated with a dump. Communication with the node is terminated by issuing the VTAM CLSDST macro instruction.

**User Response:** Ensure that application programs running concurrently do not alter the TCTTE.

If you suspect a logic error, check that the VTAM request parameter list (RPL) has not been corrupted.

**Destination:** CSMT

**Module:** DFHZSDS

---

### DFH2424I SESSIONC COMMAND REQUEST INVALID

**Explanation:** A SESSIONC request is incomplete or invalid. Possible reasons are:

1. The TCTTE was altered.
2. The command request bits are incomplete. DFHZSES checks TCTEISDT for a Start Data Traffic (SDT) command, TCTEISTS for a Set and Test Sequence Number (STSN) command, and TCTEICLR for a CLEAR command. If it does not find any of these, DFHZSES causes the message to be issued.
3. The wrong request was queued to SESSIONC.

**System Action:** All outstanding send and receive requests are purged. If a task is attached, it is abnormally terminated with a transaction dump. Communication with the node is terminated by issuing the VTAM CLSDST macro.

**User Response:** Ensure that application programs running concurrently do not alter the TCTTE.

**Destination:** CSMT

**Module:** DFHZSES

---

### DFH2425I ASYNC COMMAND REQUEST INVALID

**Explanation:** A request to send data asynchronously was incomplete or invalid. This condition can be caused by the TCTTE being altered.

**System Action:** All outstanding send and receive requests are purged. If a task is attached, it is abnormally terminated with a transaction dump. Communication with the node is terminated by issuing the VTAM CLSDST macro.

**User Response:** Ensure that application programs running concurrently do not alter the TCTTE.

**Destination:** CSMT

**Module:** DFHZSDA

---

### DFH2426I NODE STATUS ERROR. NODE IS OUT OF SERVICE OR RECEIVE ONLY

**Explanation:** Input was received from a node identified either as output-only or permanently out of service.

**System Action:** All outstanding send and receive requests are purged. If a task is attached, it is abnormally terminated with a transaction dump.

**User Response:** Change the terminal entry in the TCT to indicate that the node is not an output-only device. If the node is out of service, the master terminal operator should place the node in service.

**Destination:** CSMT

**Module:** DFHZATT

---

### DFH2427I NCP RESTARTED – VTAM RETURN CODE *xxyy*

**Explanation:** Network Control Program/Virtual Storage (NCP/VS) has been restarted after failing during an OPNDST.

**System Action:** The OPNDST request is reissued.

**User Response:** None.

**Destination:** CSTL

**Module:** DFHZSYX

---

### DFH2428I SEND DFSYN REQUEST INCOMPLETE

**Explanation:** A send-synchronous request was issued without indicating that either a command or data was to be sent.

**System Action:** All outstanding send and receive requests are purged. If a task is attached, it is abnormally terminated with a transaction dump.

**User Response:** Check the VTAM RPL for obvious errors. Ensure that application programs running concurrently do not alter the TCTTE. Use the supplied dump to determine the source of the error.

**Destination:** CSMT

**Module:** DFHZSDS

---

### DFH2429I RESETSR REQUEST INVALID RTYPE

**Explanation:** An invalid RESETSR request was made in the VTAM macro instruction issued by CICS/VSE. The invalid request can be because an RTYPE was not specified or was incorrectly specified, or the TCTTE was altered.

**System Action:** All outstanding receive requests are purged. If a task is attached, it is abnormally terminated with a transaction dump.

**User Response:** Check the VTAM RPL for obvious errors. Ensure that application programs running concurrently do not alter the TCTTE. If the TCTTE is not being altered, use the dump to determine the source of the error.

**Destination:** CSMT

**Module:** DFHZRST

---

### DFH2430I SEND RESPONSE COMMAND REQUEST INVALID

**Explanation:** A send-response request was invalid. Either the request did not specify the response level (DR1 or DR2), or the TCTTE was altered.

**System Action:** All outstanding send requests are purged. If a task is attached, it is abnormally terminated with a transaction dump.

**User Response:** Check the VTAM RPL for obvious errors. Ensure that application programs running concurrently do not alter the TCTTE. If the TCTTE is not being altered, use the dump to determine the source of the error.

**Destination:** CSMT

Module: DFHZSDR

---

**DFH2431I      REQUEST TO A RELEASED NODE – VTAM  
                  RETURN CODE *xyyy***

**Explanation:** CICS/VSE requested VTAM to perform a close destination for a node currently “owned” by CICS/VSE.

**System Action:** If the CICS/VSE ACB is open, all outstanding requests are purged. If the task is attached, it is abnormally terminated with a transaction dump and the node is placed out of service. If however, the ACB is already closed, the only action taken is to place the node out of service.

**User Response:** If the CICS/VSE ACB is open, use the dump to determine the source of the error.

**Destination:** CSMT

**Module:** DFHZSYX

---

**DFH2432I      EXCEPTION RESPONSE RECEIVED**

**Explanation:** Informatory message indicating that CICS/VSE received an exception response.

**System Action:** Another CICS/VSE message is issued in conjunction with this message.

**User Response:** Perform the action specified for the associated CICS/VSE message.

**Destination:** CSMT

**Module:** DFHZRAC, DFHZRVX

---

**DFH2433I      EXCEPTION RESPONSE RECEIVED**

**Explanation:** Informatory message indicating that CICS/VSE received an exception response.

**System Action:** Another CICS/VSE message is issued in conjunction with this message.

**User Response:** Perform the action specified for the associated CICS/VSE message.

**Destination:** CSMT

**Module:** DFHZSEX

---

**DFH2434I      INVALID COPY REQUEST – COPY NOT  
                  SUPPORTED**

**Explanation:** A DFHTC TYPE=COPY request has been issued to a 3270 compatibility mode logical unit. The request is invalid because the 3270 COPY command is not supported by a 3270 compatibility mode logical unit.

**System Action:** Abend task.

**User Response:** Change the application program to avoid issuing a COPY request.

**Destination:** CSMT

**Module:** DFHZARQ

---

**DFH2435I      RPL MISSING**

**Explanation:** A receive-specific request was issued to VTAM by CICS/VSE without specifying a request parameter list (RPL). This condition could result from any one of the following:

1. An RPL was not allocated.
2. An RPL was allocated, but later freed.
3. TCTERPLA was altered.

**System Action:** All outstanding receive requests are purged. If a task is attached, it is abnormally terminated with a transaction dump. A CLSDST macro is issued to terminate communication with the node.

**User Response:** Use the dump to determine whether the TCTTE was altered by an application program.

**Destination:** CSMT

**Module:** DFHZRVS

---

**DFH2436I      TIOA MISSING**

**Explanation:** The TIOA was missing while a receive-specific request was being processed. This condition could result from the TIOA being freed or TCTTEDA being altered.

**System Action:** All outstanding receive requests are purged. If a task is attached, it is abnormally terminated with a transaction dump.

**User Response:** Use the dump to determine if the TCTTE was altered by an application program.

**Destination:** CSMT

**Module:** DFHZRVS, DFHZRVX

---

**DFH2437I      INVALID WRITE REQUEST TO AN INPUT  
                  ONLY DEVICE**

**Explanation:** An output request was issued to a VTAM terminal that is defined as an input-only device. Either the TCTTETS was altered or a task that was attached issued a send request.

**System Action:** All outstanding send requests are purged. If a task is attached, it is abnormally terminated with a transaction dump. The terminal status remains unchanged.

**User Response:** Ensure that the node is defined correctly in the TCTTE or prevent the task from issuing an output request to the node.

**Destination:** CSMT

**Module:** DFHZSDS

---

**DFH2438I      INVALID READ REQUEST TO AN OUTPUT  
                  ONLY DEVICE**

**Explanation:** An input request was issued to a VTAM terminal that is identified as an output-only device. Either the TCTTETS was altered or a task was attached that issued a read request.

**System Action:** All outstanding receive requests are purged. If a task is attached, it is abnormally terminated with a transaction dump. The terminal status remains unchanged.

**User Response:** Change the definition of the terminal in the TCTTE, or prevent the task from issuing input requests to the node.

**Destination:** CSMT

**Module:** DFHZRVS, DFHZSDS

---

**DFH2439I      INVALID RESUME REQUEST**

**Explanation:** An invalid resume request was received. The CICS/VSE activate-scan function detected a resume request in a TCTTE, but the TCTTE was not part of any transaction.

**System Action:** The terminal control table terminal entry (TCTTE) is printed and logged to CSMT for debugging purposes.

**User Response:** Use the supplied dump to determine the cause of the problem.

**Destination:** CSMT

**Module:** DFHZACT

---

**DFH2440I      CICS QUIESCED BY NODE**

**Explanation:** A VTAM logical unit has requested CICS/VSE to quiesce all I/O activity with that node.

**System Action:** All data transmission to the node is halted until CICS/VSE receives a release-quiesce indicator.

**User Response:** None.

**Destination:** CSTL

**Module:** DFHZASX

**DFH2441I CICS RELEASED BY NODE**

**Explanation:** CICS/VSE received a release-quietse indicator from a VTAM logical unit that had previously quietseced CICS/VSE.

**System Action:** Data transmission to the node is resumed by CICS/VSE.

**User Response:** None.

**Destination:** CSTL

**Module:** DFHZASX

**DFH2442I *termid trnid time* EXCEPTION RESPONSE RECEIVED TO A DEFINITE RESPONSE SEND**

**Explanation:** An exception response was received, when definite response protocol was requested.

**System Action:** In conjunction with this message. CICS/VSE issues a second message that explains the reason for the exception response.

**User Response:** Perform the action specified for the second CICS/VSE message received.

**Destination:** CSMT

**Module:** DFHZRVX

**DFH2443I REQUEST OUTSTANDING WHEN NODE RELEASED**

**Explanation:** During shut-down, CICS/VSE received a request from an application program, when its node was either not in session or queued to be CLSDSTed.

**System Action:** All outstanding requests are ignored. If a task is attached, it is abnormally terminated with a transaction dump.

**User Response:** None.

**Destination:** CSMT

**Module:** DFHZSDS, DFHZRVL, DFHZRVS, DFHZSDL

**DFH2444I *termid trnid time* CICS BRACKET STATE ERROR**

**Explanation:** A CICS/VSE application program violated bracket protocol. The application program possibly issued an I/O request following a write (last) request.

**System Action:** All outstanding send and receive requests are purged. If a task is attached, it is abnormally terminated with a transaction dump.

**User Response:** Correct the application program.

**Destination:** CSMT

**Module:** DFHZRVS, DFHZSDS

**DFH2445I OUTPUT AREA EXCEEDED**

**Explanation:** The TIOA was not large enough to hold all the output data. The application program either set up the TIOA incorrectly or it overran the TIOA.

**System Action:** All outstanding send requests are purged. If a task is attached, it is abnormally terminated with a transaction dump.

**User Response:** Correct the application program to acquire a larger TIOA.

**Destination:** CSMT

**Module:** DFHZSDS

**DFH2446I INVALID RESPONSE TO BID**

**Explanation:** An invalid response was received for a bid request. A normal response was received in response to a bid indicator while the transaction was in bracket state. The controller application program is probably in error.

**System Action:** All outstanding requests are purged. If a task is attached, it is abnormally terminated with a transaction dump. Communication with the node is terminated by issuing a VTAM CLSDST macro, and the node is placed out of service.

**User Response:** Correct the controller application program to return an exception response to a bid indicator when in the bracket state, followed by a ready-to-receive indicator when ready to honor the bid.

**Destination:** CSMT

**Module:** DFHZRAC, DFHZRVX

**DFH2448I INVALID RESPONSE REQUESTED**

**Explanation:** An invalid response was requested. An application program transmitted data to CICS/VSE without requesting a response from CICS/VSE.

**System Action:** All outstanding receive requests are purged. If a task is attached, it is abnormally terminated with a transaction dump. Communication with the node is terminated by issuing a VTAM CLSDST macro, and the node is placed out of service.

**User Response:** Correct the application program.

**Destination:** CSMT

**Module:** DFHZRAC, DFHZRVS, DFHZRVX

**DFH2449I *termid trnid time* BRACKET ERROR**

**Explanation:** The application program either sent a begin-bracket indicator while the transaction was in bracket state, or sent an end-bracket indicator.

**System Action:** If a task is attached, it is abnormally terminated with a transaction dump. Communication with the node is terminated by issuing the VTAM CLSDST macro, and the node is placed out of service.

**User Response:** Correct the application program.

**Destination:** CSMT

**Module:** DFHZRAC, DFHZRVS, DFHZRVX

**DFH2450I BID ISSUED BUT ATI CANCELED**

**Explanation:** An automatic task initiation (ATI) request was issued without an ATI pending for that terminal.

**System Action:** CICS/VSE will satisfy the BB pending condition by sending a standalone BB – EB.

**User Response:** If ATI is time-initiated, increase the timer value.

**Destination:** CSMT

**Module:** DFHZRAC, DFHZRVX

**DFH2451I OUTSTANDING REQUEST WHEN CLEAR WAS ISSUED – VTAM RETURN CODE *xyyy***

**Explanation:** A request was outstanding when clear was issued. A receive-specific request was pending when a clear indicator was issued. A clear indicator is sent when any of the following occurs:

1. The logical unit is lost (LOSTERM).
2. CICS/VSE issues a VTAM CLSDST macro.
3. CICS/VSE issues the clear during message resynchronization.

**System Action:** All outstanding requests are purged. If a task

is attached, it is abnormally terminated with a transaction dump.

**User Response:** None.

**Destination:** CSMT

**Module:** DFHZSYX

#### DFH2452I INVALID COMMAND RECEIVED

**Explanation:** CICS/VSE received an invalid command (VTAM indicator). The CICS/VSE session-control input exit-routine (SCIP) encountered an indicator other than request-recovery. This routine should be scheduled only when a request-recovery indicator is received from the controller application program.

**System Action:** If a task is attached, it is abnormally terminated with a transaction dump. The session is terminated and the node is placed out of service.

**User Response:** Use the dump to determine the source of the problem.

**Destination:** CSMT

**Module:** DFHZSCX

#### DFH2453I REQUEST RECOVERY RECEIVED

**Explanation:** A request for recovery was received. The secondary logical unit requested message resynchronization by sending a request-recovery indicator, but a message sequence number is inconsistent with the sequence number maintained by the 3601 application program.

**System Action:** All outstanding send and receive requests are purged. If a task is attached, it is abnormally terminated with a transaction dump. Message resynchronization is then initiated by CICS/VSE.

**User Response:** None.

**Destination:** CSMT

**Module:** DFHZSCX

#### DFH2454I EXCEPTION IN CHAIN – VTAM RETURN CODE *xyyy*

**Explanation:** An exception response was returned on a POST=RESP chain-data send. CICS/VSE normally does not send chained data using POST=RESP.

**System Action:** All outstanding send and receive requests are purged. If a task is attached, it is abnormally terminated with a transaction dump.

**User Response:** Use the dump to determine the source of the error.

**Destination:** CSMT

**Module:** DFHZSYX

#### DFH2455I IN CA MODE – TASK ATTACHED

**Explanation:** A task was attached to a logical unit even though it was in continue-any (CA) mode. The task should have been abnormally terminated rather than attached.

**System Action:** The task is abnormally terminated with a dump, and communication with the node is terminated by issuing the VTAM CLSDST macro instruction. CICS/VSE then reestablishes communication by issuing the SIMLOGON macro instruction for the node.

**User Response:** Use the dump to determine the source of the error.

**Destination:** CSMT

**Module:** DFHZATT

#### DFH2456I EXCEPTION RESPONSE RECEIVED TO A COMMAND

**Explanation:** CICS/VSE received an exception response to a command (VTAM indicator) that it sent to a logical unit.

**System Action:** In conjunction with this message, CICS/VSE issues a second message that explains the reason for the exception response.

**User Response:** Perform the action specified in the second CICS/VSE message received.

**Destination:** CSMT

**Module:** DFHZSYX, DFHZSSX

#### DFH2457I MULTIPLE CATASTROPHIC ERRORS ENCOUNTERED

**Explanation:** A node encountered consecutive errors; that is, the node abnormal condition program (NACP) encountered a second error while processing the first error.

**System Action:** If a task is attached, it is abnormally terminated with a transaction dump. Communication with the node is terminated by issuing a VTAM CLSDST macro.

**User Response:** Use the dump to determine the cause of the errors. See the message issued as a result of the first error and any VTAM messages that have been issued.

**Destination:** CSMT

**Module:** DFHZRAC, DFHZSYX, DFHZEMW

#### DFH2458I EXCEPTION RESPONSE RECEIVED TO AN EXCEPTION RESPONSE SEND

**Explanation:** CICS/VSE received an exception response to a send for which exception response was requested.

**System Action:** In conjunction with this message, CICS/VSE issues a second message that explains the reason for the exception response.

**User Response:** Perform the action specified in the second CICS/VSE message received.

**Destination:** CSMT

**Module:** DFHZRAC, DFHZRVX

#### DFH2459I NO TIOA AVAILABLE FOR SEND

**Explanation:** TCTTEDA was not loaded before issuing a DFHTC TYPE=WRITE, or it was inadvertently cleared.

**System Action:** If a task is attached, it is abnormally terminated with a transaction dump.

**User Response:** Ensure that TCTTEDA is loaded with the TIOA address before issuing the write.

**Destination:** CSMT

**Module:** DFHZSDS

#### DFH2460I SENSE RECEIVED NOT SUPPORTED – SENSE RECEIVED *xyyy zzzz*

**Explanation:** Sense codes not supported by CICS/VSE were received from the logical unit.

**System Action:** All outstanding send and receive requests are purged. If a task is attached, it is abnormally terminated with a transaction dump. Communication with the node is terminated by issuing a VTAM CLSDST macro, and the node is placed out of service.

**User Response:** The user's node error program (DFHZNEP) can process the sense codes. For the meaning of the sense codes, see the *Systems Network Architecture Reference Summary* manual.

**Destination:** CSMT

**Module:** DFHZNAC, DFHZRAC, DFHZRVS, DFHZSSX



---

**DFH2461I** INTERVENTION REQUIRED – SENSE RECEIVED *xyyy zzzz*

**Explanation:** Operator action is requested for a physical component of the terminal before a request can be completed.

**System Action:** The request is retried, unless the device is one that sends a logical unit status message after intervention is required. In the latter case, the relevant system action is taken.

**User Response:** Correct the problem with the device. For the meaning of the sense codes, see “DFH24xx (DFHZNAC) Messages” on page 507.

**Destination:** CSMT

**Module:** DFHZNAC

---

**DFH2462I** BRACKET ERROR – SENSE RECEIVED *xyyy zzzz*

**Explanation:** The secondary logical unit and CICS/VSE both sent a begin-bracket indicator concurrently.

**System Action:** All outstanding send and receive requests are purged. If a task is attached, it is abnormally terminated with a transaction dump. Communication with the node is terminated by issuing the VTAM CLSDST macro.

**User Response:** Correct the controller application program so that it cannot send a begin-bracket indicator. For the meaning of the sense codes, see “DFH24xx (DFHZNAC) Messages” on page 507.

**Destination:** CSMT

**Module:** DFHZRAC, DFHZRVX

---

**DFH2463I** *nodeid termid* RESOURCE PENDING DELETION, CONNECTION REQUEST REJECTED

**Explanation:** Node *nodeid* tried to connect to CICS/VSE. CICS/VSE rejected the request because it was deleting the terminal definition for *termid*.

**System Action:** CICS/VSE continues with the resource alteration.

**User Response:** When the resource alteration is complete, retry the connection.

**Destination:** CSMT

**Module:** DFHZLZX, DFHZSCX

---

**DFH2464I** TERMINATE CHAIN – SENSE RECEIVED *xyyy zzzz*

**Explanation:** The secondary logical unit asks CICS/VSE to terminate transmission of any more data in the present chain.

**System Action:** All outstanding send and receive requests are purged. If a task is attached, it is abnormally terminated with a transaction dump. A cancel indicator is issued to the logical unit permitting discard of the data in the present chain.

**User Response:** Use the supplied dump to determine why the logical unit requested the chain to be discarded. For the meaning of the sense codes, see “DFH24xx (DFHZNAC) Messages” on page 507.

**Destination:** CSMT

**Module:** DFHZRVX, DFHZSSX

---

**DFH2465I** INSUFFICIENT RESOURCES – SENSE RECEIVED *xyyy zzzz*

**Explanation:** The subsystem controller application program has insufficient resources to handle the request. For instance, in the case of 3601, the 3601 diskette might be full, or the data segment in the 3601 might not be large enough to handle the data set.

**System Action:** The subsystem is temporarily suspended.

**User Response:** Determine why the controller application program encountered this condition. For the meaning of the sense codes, see “DFH24xx (DFHZNAC) Messages” on page 507.

**Destination:** CSMT

**Module:** DFHZRVX, DFHZSSX

---

**DFH2466I** FUNCTION NOT EXECUTABLE – SENSE RECEIVED *xyyy zzzz*

**Explanation:** The controller application program cannot transmit a message to a terminal. Either a data check occurred, or the node is not available.

**System Action:** All outstanding send and receive requests are purged. If a task is attached, it is abnormally terminated with a transaction dump. Terminal status remains unchanged.

**User Response:** Use the supplied dump to determine why the application program could not execute the request. For the meaning of the sense codes, see “DFH24xx (DFHZNAC) Messages” on page 507.

**Destination:** CSMT

**Module:** DFHZRVX, DFHZSSX

---

**DFH2467I** INVALID COMMUNICATIONS ID (CID) DETECTED – VTAM RETURN CODE *xyyy*

**Explanation:** CICS/VSE issued a VTAM request containing an invalid communications identifier (CID). The TCTECID field may have been altered.

**System Action:** All outstanding send and receive requests are purged and if a task is attached it is abnormally terminated with a dump. If the failing request was not a CLSDST, the node is placed out of service and, if the Losterm Exit was driven with returncode x'0C', x'10' or x'14', CICS/VSE will issue at CLSDST to VTAM.

**User Response:** Ensure that application programs running concurrently do not alter the TCTECID field in the TCTTE.

**Destination:** CSNE

**Module:** DFHZLEX

---

**DFH2468I** NAME *nodeid* UNKNOWN OR VARY ACTIVATE REQUIRED

**Explanation:** Either the node has not been activated by VARY ACTIVATE or CICS/VSE issued a VTAM request containing an invalid symbolic node name where:

1. The name may have been altered in the node initialization block (NIB).
2. The name was specified during VTAM definition and does not agree with the name in the TCT.

**System Action:** All outstanding send and receive requests are purged. If a task is attached, it is abnormally terminated with a transaction dump. the node is placed out of service.

**User Response:** Either issue VARY ACTIVATE for the node, or ensure that application programs running concurrently do not alter the NIB name. Names specified during VTAM definition must agree with those in the TCT.

**Destination:** CSMT

**Module:** DFHZLEX

---

**DFH2469I** EXCEPTION RESPONSE REQUEST RECEIVED – VTAM RETURN CODE *xyyy*

**Explanation:** An exception response (negative response) was sent by the secondary logical unit.

**System Action:** For a non-3270 device, an exception response is returned to the node, along with the sense codes supplied

by VTAM in the request parameter list (RPL) for the inbound message. For a 3270 device, the exception request contains 3270 sense/status.

**User Response:** Analyze the sense codes (in DFHZNEP). Details of these sense codes are given in the *Systems Network Architecture Reference Summary* manual.

**Destination:** CSMT  
**Module:** DFHZSYX

#### DFH2470I TASK ACTIVE AT SHUTDOWN

**Explanation:** One of the following has occurred:

1. A request shutdown indicator was received from the controller application program on behalf of the node while a task was still attached.
2. During VTAM shutdown, a shutdown complete indicator was received from the controller application program on behalf of the node while a task was still attached.
3. During VTAM shutdown, a task was still attached to a VTAM 3270 (which cannot send request shutdown or shutdown complete).

**System Action:** In cases 1 and 2, CICS/VSE honors the command. In all cases, all outstanding send and receive requests are purged, and if a task is attached, it is abnormally terminated with a transaction dump. Communication with the node is terminated by issuing a VTAM CLSDST macro.

**User Response:** None.  
**Destination:** CSMT  
**Module:** DFHZASX

#### DFH2471I FMH LENGTH ERROR

**Explanation:** The function management header (FMH) length was greater than that of the data received from the logical unit.

**System Action:** All data received is purged. If a task is attached, it is abnormally terminated with a transaction dump.  
**User Response:** Correct the application program in the logical unit.

**Note:** The first 16 bytes of the I/O area in error will be put to the CSMT log data set to aid in error determination.

**Destination:** CSMT  
**Module:** DFHZRAC, DFHZRVX, DFHZATT

#### DFH2472I UNABLE TO RETRIEVE OVERLENGTH DATA

**Explanation:** The receive request for the remainder of data in excess of the input area for the receive-any module was not accepted by VTAM.

**System Action:** All associated data is purged.  
**User Response:** A subsequent message will follow in the log, indicating reasons for the request failing.

**Destination:** CSMT  
**Module:** DFHZRAC

#### DFH2473I OUTBOUND CHAINING NOT SUPPORTED

**Explanation:** The application program has attempted to send more data than the generated maximum allowable length.

**System Action:** All send requests are purged. If a task is attached, it is abnormally terminated with a transaction dump.  
**User Response:** Correct the application program so that it is sensitive to the maximum allowable length of data that can be sent to the terminal (such as checking the device type), providing the terminal does not support outbound chaining of

data (such as a pipeline session).

**Destination:** CSMT  
**Module:** DFHZSDS

#### DFH2474I ATI NOT SUPPORTED

**Explanation:** An attempt was made to initiate automatically a task to a terminal (such as pipeline-type terminals and 3790 terminals) that does not support automatic task initiation (ATI).

**System Action:** The task is not initiated and an error message is logged.

**User Response:** If you wish to allow ATI for the terminal, include the ATI parameter in the DFHTCT TYPE=INITIAL macro instruction at terminal control table generation time.

**Destination:** CSMT  
**Module:** DFHZATI

#### DFH2475I FUNCTION ABORTED RECEIVED FROM DEVICE – SENSE RECEIVED *xxyy zzzz*

**Explanation:** The logical unit (LU) has aborted all processing connected with one of its components.

**System Action:** All send and receive requests are purged. If a task is attached, it is abnormally terminated with a transaction dump.

**User Response:** Correct the problem with the LU component and bring it back online. Possible causes are:

- Power for the device is switched off.
- A line is down.
- There is a hardware problem.
- In the case of an LU6 link, the connected transaction has terminated abnormally.

For the meaning of the sense codes, see “DFH24xx (DFHZNAC) Messages” on page 507.

**Destination:** CSMT  
**Module:** DFHZRVX, DFHZSYX

#### DFH2476I RESOURCE UNAVAILABLE – SENSE RECEIVED *xxyy zzzz*

**Explanation:** A component of the logical unit (LU) is no longer available.

**System Action:** All send and receive requests are purged. If a task is attached, it is abnormally terminated with a transaction dump.

**User Response:** Correct the problem with the LU component and bring it back online. Possible causes are:

- Power for the device is switched off.
- A line is down.
- There is a hardware problem.

For the meaning of the sense codes, see “DFH24xx (DFHZNAC) Messages” on page 507.

**Destination:** CSMT  
**Module:** DFHZRAC, DFHZRVX, DFHZSYX

#### DFH2477I CHAINING NOT SUPPORTED – SENSE RECEIVED *xxyy zzzz*

**Explanation:** The logical unit (LU) does not support chaining of data from the host.

**System Action:** All send requests are purged. If a task is attached, it is abnormally terminated with a transaction dump.

**User Response:** Ensure that the maximum amount of data being transmitted to the LU does not exceed the length specified in the buffer parameter of the DFHTCT macro. For

## DFH2478I • DFH2485I

the meaning of the sense codes, see "DFH24xx (DFHZNAC) Messages" on page 507.

**Note:** The buffer parameter value can be increased only to the maximum acceptable limit of the LU.

**Destination:** CSMT

**Module:** DFHZRVX, DFHZSYX

---

### DFH2478I INVALID FMH – SENSE RECEIVED *xyyy zzzz*

**Explanation:** The function management header (FMH) transmitted to the logical unit (LU) had no counterpart on the translate table.

**System Action:** All send and receive requests are purged. If the batch data interchange program is not being used, the transaction is abnormally terminated with a dump. The first part of the TIOA containing the FMH is written to the master terminal log.

**User Response:** For the meaning of the sense codes, see "DFH24xx (DFHZNAC) Messages" on page 507. Correct the application program.

**Destination:** CSMT

**Module:** DFHZRVX, DFHZSYX

---

### DFH2479I FUNCTION NOT SUPPORTED – SENSE RECEIVED *xyyy zzzz*

**Explanation:** The response unit (RU) received by the logical unit (LU) contains a request that this device does not support.

**System Action:** All send and receive requests are purged. If a task is attached, it is abnormally terminated with a transaction dump.

**User Response:** For the meaning of the sense codes, see "DFH24xx (DFHZNAC) Messages" on page 507. Ensure that the terminal control table (TCT) generation specifications for the device are valid as well as able to accommodate the application requests (such as a read-only device defined as transceive, yet a bid being sent to it).

**Destination:** CSMT

**Module:** DFHZRVX, DFHZSYX

---

### DFH2480I RETRY REQUESTED – SENSE RECEIVED *xyyy zzzz*

**Explanation:** The logical unit (LU) has indicated, via sense codes contained in an exception response or an LU status message, that it requires the data to be retransmitted.

**System Action:** Retransmission of data will be attempted only in the case of protected tasks (message integrity). If the exception response containing the retry sense codes is received for a nonprotected task while in chain processing, a cancel command will be sent to the LU and the task will be resumed. If CICS/VSE is not in chain processing, the transaction will be resumed.

**User Response:** For the meaning of the sense codes, see "DFH24xx (DFHZNAC) Messages" on page 507. If message retransmission is necessary for the LU, ensure that the retry sense codes are imbedded in the exception response. Also ensure that the host transaction is defined as a protected task (message integrity).

**Destination:** CSMT

**Module:** DFHZRAC, DFHZRVX

---

### DFH2481I RU ERROR – SENSE RECEIVED *xyyy zzzz*

**Explanation:** The response unit (RU) received by the logical unit (LU) was either nontranslatable or had an invalid length.

**System Action:** All send and receive requests are purged, and the transaction is abnormally terminated with a dump.

**User Response:** For the meaning of the sense codes, see "DFH24xx (DFHZNAC) Messages" on page 507. Retrying the request a number of times (through the node error program (NEP) mechanism) may be necessary, because this type of error may stem from a bad communication line. If this fails, consideration should be given to invalid or inappropriate terminal specifications at terminal control table (TCT) generation time.

**Destination:** CSMT

**Module:** DFHZRAC, DFHZRVX, DFHZSYX

---

### DFH2482I PIPELINE SESSION BRACKET ERROR

**Explanation:** The terminal was defined in the terminal control table (TCT) as running in pipeline session mode, but the BRACKET operand in that definition was either omitted or was specified as BRACKET=YES. Bracket protocol is not enforced on a pipeline session terminal.

**System Action:** All send and receive requests are purged and the session is terminated. If a task is attached, it is abnormally terminated with a transaction dump.

**User Response:** Correct the TCT entry by inserting the BRACKET=NO operand.

**Destination:** CSMT

**Module:** DFHZRAC

---

### DFH2483I RECEIVER IN TRANSMIT MODE – SENSE RECEIVED *xyyy zzzz*

**Explanation:** Normal data flow has been interrupted.

**System Action:** None.

**User Response:** Retry the WRITE. For the meaning of the sense codes, see "DFH24xx (DFHZNAC) Messages" on page 507.

**Destination:** CSMT

**Module:** DFHZNAC

---

### DFH2484I *termid tranid time* COMPONENT NOT AVAILABLE – SENSE RECEIVED *xyyy zzzz*

**Explanation:** An application request could not be satisfied.

**System Action:** If a task is attached, it is abnormally terminated with a transaction dump. All outstanding send and receive requests are purged.

**User Response:** Check the terminal environment, or use the dump to determine the cause of the error. For the meaning of the sense codes, see "DFH24xx (DFHZNAC) Messages" on page 507.

**Destination:** CSMT

**Module:** DFHZRVX, DFHZRAC

---

### DFH2485I *termid tranid time* CANCEL RECEIVED IN "CS"-MODE

**Explanation:** A CANCEL indicator was received while a task was active.

**System Action:** If a task is attached, it is abnormally terminated with a transaction dump. All outstanding send and receive requests are purged.

**User Response:** None.

**Destination:** CSMT

**Module:** DFHZRVX

---

**DFH2486I** *termid tranid time* CANCEL RECEIVED IN "CA"-MODE

**Explanation:** A CANCEL indicator was received while no task was active.

**System Action:** None.

**User Response:** None.

**Destination:** CSMT

**Module:** DFHZRAC

---

**DFH2487I** *termid tranid time* OUTBOUND CHAIN CANCELED

**Explanation:** An outbound chain was not completed at task detach time.

**System Action:** If a task is attached, it is abnormally terminated with a transaction dump. All outstanding send and receive requests are purged. receive requests purged.

**User Response:** Check the application program, or use the dump to determine the cause of the error.

**Destination:** CSMT

**Module:** DFHZDET

---

**DFH2488I** *termid tranid time* INBOUND CHAIN PURGED

**Explanation:** Unprocessed inbound data remained at task detach time.

**System Action:** The unprocessed data will continue to be transmitted (and purged on arrival) until end-of-chain (EOC) or CANCEL is received.

**User Response:** Check the application program to determine the reason for not processing all the data.

**Destination:** CSMT

**Module:** DFHZEMW

---

**DFH2489I** *termid tranid time* 3270 – INVALID COPY REQUEST

**Explanation:** The terminal control table terminal entry (TCTTE) of the device from which the information is to be copied ("from" device) did not specify the COPY feature, or the "from" device is not defined in the TCT, or is not a 3270, or is not connected to CICS/VSE via VTAM.

**System Action:** If a task is attached, it is abnormally terminated with a transaction dump.

**User Response:** Ensure that the application program is aware of the device configuration, and ensure that the "from" device is defined in the TCT as a 3270 and is connected to CICS/VSE.

**Destination:** CSMT

**Module:** DFHZARQ

---

**DFH2490I** *termid tranid time* REQUEST FOR TOLTEP – VTAM RETURN CODE *xyy*

**Explanation:** On a request for TOLTEP, a receive request completes in error.

**System Action:** If a task is attached, it is abnormally terminated with a transaction dump. The terminal is disconnected from CICS/VSE by a VTAM CLSDST macro instruction, and is queued for logon to CICS/VSE when TOLTEP has finished.

**User Response:** None.

**Destination:** CSMT

**Module:** DFHZSYX

---

**DFH2491I** *termid tranid time* SEGMENTING ERROR

**Explanation:** A segmenting error was detected by the LOSTERM exit.

**System Action:** If a transaction is currently attached, it is abnormally terminated, and the terminal is disconnected from CICS/VSE via a VTAM CLSDST macro.

**User Response:** None.

**Destination:** CSMT

**Module:** DFHZLTX

---

**DFH2492I** *termid tranid time* INTERVENTION REQUIRED ON 3270 PRINTER

**Explanation:** This message is sent to the CSMT message log when an INTERVENTION REQUIRED condition is detected on a 3270 printer:

1. Normal out-of-paper condition, cover open, offline.
2. No printer present, but transaction request to start printer.
3. Printer adapter feature not present.

**System Action:** No action is performed except printing of the RPL and the TCTTE.

**User Response:** Ensure that the terminal control table (TCT) is properly defined and that the transaction requests proper printer operations.

**Destination:** CSMT

**Module:** DFHZRVX, DFHZSYX, DFHZRAC

---

**DFH2493I** *termid tranid time* INTERVENTION REQUIRED ON 3270 DEVICE

**Explanation:** This message occurs when an INTERVENTION REQUIRED condition arises on the 3270 Information Display System.

**System Action:** No action is performed.

**User Response:** Correct the intervention condition. For the meaning of the sense codes, see "DFH24xx (DFHZNAC) Messages" on page 507.

**Destination:** CSMT

**Module:** DFHZRVX, DFHZSYX, DFHZRAC

---

**DFH2494I** *termid tranid time* ERROR STATUS *xxxx* RECEIVED FROM 3270

**Explanation:** Error status message *xxxx* was received from a 3270 Information Display System. An INTERVENTION REQUIRED condition causes an "intervention required" message instead of this message.

**System Action:** If a task is attached, it is abnormally terminated with a transaction dump. If corrupt data sent by BMS causes an operation check, the corrupt data is purged.

**User Response:** Analyze the error status codes to determine the proper cause of action to correct the unit error or program error. Details of error status codes are given in *IBM 3270 Information Display System: 3271 Control Unit: 3272 Control Unit: 3275 Display Station: Description and Programmer's Guide*, GA23-0060.

**Destination:** CSMT

**Module:** DFHZRVX, DFHZSYX, DFHZRAC

---

**DFH2495I** *termid tranid time* (PRINTER OUTSERV/INT REQD/INELIGIBLE) – REQ QUEUED

**Explanation:** DFHZNAC has performed an interval control PUT to a 3270 printer on behalf of a DFH2497 unavailable printer condition. The printer is out of service, has an intervention situation, or does not have a RECEIVE or TRANSCEIVE status.

**System Action:** Other processing continues.

---



## DFH2496I • DFH2499I

**User Response:** Determine why the printer is unavailable. If the terminal is out of service, put it back in service. If the terminal has an "intervention situation", determine what this is and correct it. If the terminal does not have a RECEIVE or TRANSCEIVE status, place it into RECEIVE or TRANSCEIVE status.

**Destination:** CSMT  
**Module:** DFHZNAC

---

**DFH2496I** *termid tranid time* IC PUT TO PRINTER  
FAILED [IOERROR |  
TRNIDER | TRMIDER | INVREQ]

**Explanation:** DFHZNAC has attempted to perform a DFHIC TYPE=PUT macro instruction as the result of a DFH2497 unavailable printer condition, which terminated with one of the four errors that can occur when issuing that macro instruction. This message is written to the CSMT destination.

**System Action:** DFHZNEP is recalled by DFHZNAC to allow further processing.

**User Response:** Ensure that (1) the interval control program (ICP) is capable of handling the request that DFHZNAC is issuing for the IOERROR and INVREQ errors, (2) CSPP is in the program control table (PCT) for the TRNIDER error, and (3) DFHZNEP is passing DFHZNAC a valid terminal address for the TRMIDER error.

**Destination:** CSMT  
**Module:** DFHZNAC

---

**DFH2497I** *termid tranid time* UNAVAILABLE PRINTER

**Explanation:** A print function was requested on a 3270 display device and neither the "PRINTTO" nor the "ALTPRT" printer was available to receive the information.

**System Action:** If no NEP action is specified, the print request is halted.

**User Response:** A possible solution is to route the data available at TCTTEDA in the provided terminal entry to a transient data queue that causes automatic task initiation later to a printer. This would be done in DFHZNRP. For more information, see the *CICS Customization Guide*

**Destination:** CSMT  
**Module:** DFHZARQ

---

**DFH2498I** *termid tranid time* IC PUT TO PRINTER  
FAILED

**Explanation:** A 3270 print request has failed because transaction CSPP could not be initiated. Either transaction CSPP is not in the user's PCT, or the message to be printed cannot be written to temporary storage.

**System Action:** None.

**User Response:** Check that transaction CSPP is in the PCT and that you have sufficient temporary storage to accommodate the data to be printed.

**Destination:** CSMT  
**Module:** DFHZARQ

---

**DFH2499I** *termid tranid time* REQUEST UNIT (RU)  
EXCEEDS MAXIMUM RUSIZE

**Explanation:** A request unit (RU) received by CICS/VSE is larger than the maximum RUSIZE (RECEIVESIZE in RDO) specified for the terminal.

**System Action:** If a task is attached, it is abnormally terminated with a transaction dump.

**User Response:** Ensure that the maximum RU size, generated by the TCT macro with keyword RUSIZE (or by the RECEIVESIZE keyword in RDO), is as large as the maximum RU size expected.

**Destination:** CSMT  
**Module:** DFHZRVX

---

## DFH25xx (DFHTACP) Messages

In messages DFH2501 through DFH2532 issued by the terminal abnormal condition program (TACP), the following variables are used:

<b>termid</b>	Terminal identifier
<b>tranid</b>	Transaction identifier (not present if no transaction)
<b>zz</b>	Return code from I/O operation done by GAM, SAM, or BTAM, if available. If return code is not available, zz is X'FF'.
<b>rr</b>	Switched relative line number (if specified)
<b>time</b>	Time in the format <i>hh:mm:sss</i> . This represents the time of the error – hours, minutes, seconds, tenths of seconds

The system actions described for the following messages are the default actions provided by DFHTACP. These system actions are subject to modification by the user-written terminal error program (DFHTEP).

In general, the messages generated by DFHTACP are written to the CSMT transient data destination. Some messages are written either to the terminal end user or to the CSTL transient data destination. Messages written to destination CSTL indicate task (program) errors or status of the terminal environment. Messages written to destination CSMT indicate physical errors in the terminal environment or specification errors in the terminal control table.

---

**DFH2501**    **MSG TOO LONG, PLEASE RESUBMIT**  
**Explanation:** The terminal operator has keyed more data than was expected for this READ.  
**System Action:** Terminate the transaction in progress.  
**User Response:** Reset the terminal and restart the transaction after the message TRANSACTION HAS BEEN ABENDED has been received.  
**Destination:** Terminal end user  
**Module:** DFHTACP

---

**DFH2502**    **TCT SEARCH error {ON LINE W/TERM**  
*termid* | **AT TERM** *termid* | **TRANS**  
*transid* | **REL LINE=rr** | *time*  
**Explanation:** An invalid terminal address was received on the line identified by terminal *termid*. This error can normally occur only on control unit devices such as a 2980 or 3270, because CICS/VSE uses general polling and not all terminals on the control unit may be defined to CICS/VSE. All other conditions are undefined.  
**System Action:** Place the control unit out of service or, if it is not a general polled device, place the line out of service.  
**User Response:** Ensure that all terminals on the failing control unit are defined in the terminal control table (TCT).  
**Destination:** CSMT  
**Module:** DFHTACP

---

**DFH2503**    **AUTO OUTPUT HAS BEEN REQ, PLEASE**  
**PREPARE TO RECEIVE**  
**Explanation:** This message is written to buffered devices (for example 2740 Model 2, 2770, 2780, SYS3).  
**System Action:** Other processing continues.  
**User Response:** Do not use the terminal for input, and do not remove it from ready status until output is completed.  
**Destination:** Terminal end user  
**Module:** DFHTACP

---

**DFH2504**    **\*\*\*\*TEP\*\*\*\* TERMID** *termid* **LINE,**  
**TERMINAL PLACED OUT OF SERVICE**  
  
**OR**  
  
**UNIT OUT OF SERVICE [LINE,] [CNTRL,]**  
**TERM** *termid* | **REL LINE=rr** | *time* **LINE**  
**[CNTRL] W/TERM** *termid* | **REL LINE=rr** |  
*time* **CNTRL W/TERM** *termid* | **REL LINE=rr** |  
*time*

**Explanation:** The first form of the message may be issued from the sample exit routine of DFHTEP. The second form of the message indicates the out-of-service conditions upon completion of error processing in DFHTACP. It is possible that some of these conditions were true before the error.  
**System Action:** Other processing continues.  
**User Response:** None.  
**Destination:** Console (first form), CSTL (second form)  
**Module:** DFHTACP, DFHTEP

---

**DFH2505**    **POLLING LIST error {ON LINE W/TERM**  
*termid* | **AT TERM** *termid* | **TRANS** *transid* | **REL**  
**LINE=rr** | *time*  
**Explanation:** The terminal control program (TCP) attempted to perform a BTAM CHNGNTRY function using terminal

*termid*. This action could not be completed. After this condition arises, the causes are irrecoverable.  
**System Action:** The line defined by terminal *termid* is placed out of service.  
**User Response:** Ensure that the system is dumped at shutdown time in order to determine the cause of the failure.  
**Destination:** CSMT  
**Module:** DFHTACP

---

**DFH2506**    **OUTPUT EVENT REJECTED RETURN**  
**CODE** *zz* {**ON LINE W/TERM** *termid* | **AT**  
**TERM** *termid* | **TRANS** *transid* | **REL LINE=rr** |  
*time*  
**Explanation:** An output operation was attempted but was halted by the I/O routines, and resulted in the BTAM return code *zz*. (For an explanation of the BTAM return codes, see the *BTAM-ES Programming Reference* manual.)  
**System Action:** The line is placed out of service.  
**User Response:** Ensure that the system is dumped at shutdown time in order to document the failure.  
**Destination:** CSMT  
**Module:** DFHTACP

---

**DFH2507**    **INPUT EVENT REJECTED RETURN CODE**  
*zz* {**ON LINE W/TERM** *termid* | **AT TERM**  
*termid* | **TRANS** *transid* | **REL LINE=rr** | *time*  
**Explanation:** An input operation was attempted but was halted by the I/O routines, and resulted in the BTAM return code *zz*. (See the *BTAM-ES Programming Reference* manual.)  
**System Action:** The line is placed out of service.  
**User Response:** Ensure the system is dumped at shutdown time in order to document the failure.  
**Destination:** CSMT  
**Module:** DFHTACP

---

**DFH2508**    **UNAVAILABLE PRINTER {ON LINE**  
**W/TERM** *termid* | **AT TERM** *termid* | **TRANS**  
*transid* | **REL LINE=rr** | *time*  
**Explanation:** A print function was requested on a 3275 or 3277, but no printer on that line was available to receive the information.  
**System Action:** Abort the print request.  
**User Response:** A possible solution is to route the data available at TCTEDA in the provided terminal entry to a transient data queue, which causes automatic task initiation later to a printer. This would be done in DFHTEP. For more information, see the *CICS Customization Guide*.  
**Destination:** CSMT  
**Module:** DFHTACP

---

**DFH2509**    **INVALID DISC REQUEST {ON LINE**  
**W/TERM** *termid* | **AT TERM** *termid* | **TRANS**  
*transid* | **REL LINE=rr** | *time*  
**Explanation:** A transaction requested a disconnect function of the terminal control program (TCP) at an improper time. TCP attempted to solicit an end-of-transmission (EOT) from the switched bisynchronous terminal before disconnecting but did not receive an EOT, or a terminal on a nonswitched line has issued a disconnect.  
**System Action:** No error recovery is available. If the terminal

has issued a disconnect request on a nonswitched line, the terminal is placed out of service and the transaction is abnormally terminated.

**User Response:** If a terminal has issued an invalid disconnect request, this is probably a terminal programming error or a terminal operator error. Examine the terminal program, or review the operating procedures. If the invalid disconnect was issued by a CICS/VSE transaction, examine the transaction program and the trace entries before the problem.

**Destination:** CSTL  
**Module:** DFHTACP

**DFH2511**      **INVALID WRITE REQUEST {ON LINE W/TERM *termid* | AT TERM *termid*}[,TRANS *tranid*][,REL LINE=*rr*], *time***

**Explanation:**

1. A transaction has issued a write to its terminal facility that currently has a terminal status of input.
2. A transaction has issued a write to a 3735 during batch transmission before receipt of the end-of-file (EOF) condition.

**System Action:** The write request is aborted and the transaction is abnormally terminated.

**User Response:** For condition (1), ensure that transactions do not issue write requests to terminals in input status. For condition (2), ensure that the 3735 batch transaction does not issue its first write request before receiving the EOF condition.

**Destination:** CSTL  
**Module:** DFHTACP

**DFH2512**      **OUTPUT BUFFER EXCEEDED {ON LINE W/TERM *termid* | AT TERM *termid*}[,TRANS *tranid*][,REL LINE=*rr*], *time***

**Explanation:** A calculation has indicated that the data to be sent to a 2740 Model 2, plus the shift characters that would be generated on the line by the control unit, will exceed the buffer capacity of the 2740 Model 2.

**System Action:** The transaction is abnormally terminated.

**User Response:** Ensure that transactions consider shift character insertion for 2740 Model 2.

**Destination:** CSTL  
**Module:** DFHTACP

**DFH2513**      **OUTPUT LENGTH ZERO {ON LINE W/TERM *termid* | AT TERM *termid*}[,TRANS *tranid*][,REL LINE=*rr*], *time***

**Explanation:** The data length in TIOATDL was not positive for a write operation.

**System Action:** The transaction is abnormally terminated.

**User Response:** Correct the zero or negative data length specification in the application program.

**Destination:** CSMT  
**Module:** DFHTACP

**DFH2514**      **NO OUTPUT AREA PROVIDED {ON LINE W/TERM *termid* | AT TERM *termid*}[,TRANS *tranid*][,REL LINE=*rr*], *time***

**Explanation:** A write was requested on terminal *termid* by transaction *tranid*; the TCTTEDA field was not initialized.

**System Action:** The write request is aborted and the task is abnormally terminated.

**User Response:** Ensure that the transaction in progress obtains necessary storage and initializes the TCTTEDA field, as necessary.

**Destination:** CSTL  
**Module:** DFHTACP

**DFH2515**      **OUTPUT AREA EXCEEDED {ON LINE W/TERM *termid* | AT TERM *termid*}[,TRANS *tranid*][,REL LINE=*rr*], *time***

**Explanation:** The terminal I/O area (TIOA) was not large enough to contain both the data and carrier control characters.

**System Action:** The write request is aborted, the terminal write storage is freed (if possible), and the task is abnormally terminated.

**User Response:** Ensure that application programs do not set the value TIOATDL greater than the TIOA GETMAIN size.

**Destination:** CSTL  
**Module:** DFHTACP

**DFH2516**      **UNIT CHECK SNS=*ss* {ON LINE W/TERM *termid* | AT TERM *termid*}[,TRANS *tranid*][,REL LINE=*rr*], *time***

**Explanation:** A unit check error has occurred on the line defined by terminal *termid*. The sense (SNS=*ss*) is provided.

D/T 3275 dialed gives an automatic two-minute time out if there is no activity on the line.

**System Action:** The line is placed out of service on SAM lines and on BTAM I/O errors (with the exception of intervention, data check, lost data, or time-out error conditions).

**Intervention** on a switched line causes the task to be abnormally terminated and the line to be logically disconnected. Intervention on a nonswitched line with a dummy (unidentified) terminal causes the line to be placed out of service. With a real terminal, intervention causes the terminal to be placed out of service and the transaction to be abnormally terminated.

**Data check** with a dummy terminal causes the line to be placed out of service. With a real terminal, it causes the terminal to be placed out of service and the transaction to be abnormally terminated.

**Lost data** on a READ,TEXT command causes a MESSAGE TOO LONG response to be sent to the terminal. The transaction is abnormally terminated.

**Time-out** on a READ,TEXT command causes a MESSAGE TOO LONG response to be sent to the terminal. Time-out with a dummy terminal causes the line to be placed out of service. With a real terminal, it causes the terminal to be placed out of service and the transaction to be abnormally terminated.

**User Response:** Examine the system console log message generated by BTAM for this error and have the unit error corrected.

**Destination:** CSMT  
**Module:** DFHTACP

**DFH2517**      **UNIT CHECK SNS=*ss*, S.N.O. {ON LINE W/TERM *termid* | AT TERM *xxx*} [,TRANS *tranid*][,REL LINE=*rr*], *time***

**Explanation:** A unit check error (that BTAM indicates as undefined – should not occur (S.N.O.)) has occurred on the line defined by terminal *termid*. The sense (SNS=*ss*) is provided.

**System Action:** The line is placed out of service on SAM lines and on BTAM I/O errors (with the exception of intervention, data check, or time-out error conditions).

**Intervention** on a switched line causes the task to be abnormally terminated and the line to be logically disconnected. Intervention on a nonswitched line with a dummy (unidentified) terminal causes the terminal to be placed out of service and the transaction (task) to be abnormally terminated. With a real terminal, intervention causes the terminal to be placed out of service and the transaction to be abnormally terminated.

**Data check** with a dummy terminal causes the line to be placed out of service. With a real terminal, it causes the terminal to be placed out of service and the transaction to be abnormally terminated.

**Time-out** on a READ/TEXT command causes a MESSAGE TOO LONG response to be sent to the terminal. Time-out with a dummy terminal causes the line to be placed out of service. With a real terminal, it causes the terminal to be placed out of service and the transaction to be abnormally terminated.

**User Response:** Examine the system console log message generated by BTAM for this error and have the unit error corrected.

**Destination:** CSMT  
**Module:** DFHTACP

---

**DFH2518**      **UNIT EXCEPTION {ON LINE W/TERM**  
*termid | AT TERM termid | [,TRANS tranid] [,REL*  
*LINE=rr], time*

**Explanation:** A unit exception error occurred on the line defined by terminal *termid*.

**System Action:** With a switched line, the transaction is abnormally terminated and the line is logically disconnected. With a dummy terminal, the line is placed out of service. With a real terminal, the terminal is placed out of service and the transaction is abnormally terminated.

**User Response:** Examine the system console log message generated by BTAM for this error, and have the unit error corrected.

**Destination:** CSMT  
**Module:** DFHTACP

---

**DFH2519**      **UNIT EXCEPTION, S.N.O. {ON LINE**  
**W/TERM** *termid | AT TERM termid | [,TRANS*  
*tranid] [,REL LINE=rr], time*

**Explanation:** A unit exception error (undefined by BTAM, should not occur (S.N.O.)) occurred on the line defined by terminal *termid*.

**System Action:** With a switched line, the transaction is abnormally terminated and the line is logically disconnected. With a dummy terminal, the line is placed out of service. With a real terminal, the terminal is placed out of service and the transaction is abnormally terminated.

**User Response:** Examine the system console log message generated by BTAM for this error, and have the unit error corrected.

**Destination:** CSMT  
**Module:** DFHTACP

---

**DFH2520**      **NEGATIVE RESPONSE {ON LINE W/TERM**  
*termid | AT TERM termid | [,TRANS tranid] [,REL*  
*LINE=rr], time*

**Explanation:** An invalid negative response occurred on the line defined by terminal *termid*.

**System Action:** The terminal is placed out of service and the transaction is abnormally terminated.

**User Response:** Examine the system console log message

generated by BTAM for this error, and have the unit error corrected.

**Destination:** CSMT  
**Module:** DFHTACP

---

**DFH2521**      **UNDETERMINED UNIT ERROR {ON LINE**  
**W/TERM** *termid | AT TERM termid | [,TRANS*  
*tranid] [,REL LINE=rr], time*

**Explanation:** An I/O error (that was not unit check, unit exception, or negative response) occurred on the line defined by terminal *termid*.

**System Action:** The line associated with terminal *termid* is placed out of service.

**User Response:** Examine the system console log for a possible BTAM message for this error, and have the unit error corrected.

**Destination:** CSMT  
**Module:** DFHTACP

---

**DFH2522**      **INTERCEPT REQUIRED {ON LINE W/TERM**  
*termid | AT TERM termid | [,TRANS tranid] [,REL*  
*LINE=rr], time*

**Explanation:** The task associated with terminal *termid*, transaction *tranid*, was to have been abnormally terminated, but TPURGE=NO was specified in the corresponding entry of the program control table (PCT).

**System Action:** The terminal is placed out of service.

**User Response:** Use the master terminal facility to intercept or terminate the task.

**Destination:** CSMT  
**Module:** DFHTACP

---

**DFH2523**      **INVALID COPY REQ {ON LINE W/TERM**  
*termid | AT TERM termid | [,TRANS tranid] [,REL*  
*LINE=rr], time*

**Explanation:** This message is issued when one of the following occurs:

1. The terminal control table terminal entry (TCTTE) of the "from" device did not specify the COPY feature.
2. The device address specified for the "from" device does not exist on the requested control unit.
3. The length specified for the COPY request was not 1.

**System Action:** The transaction is abnormally terminated.

**User Response:** Ensure that the application program is aware of the device configuration as necessary.

**Destination:** CSMT  
**Module:** DFHTACP

---

**DFH2524**      **INVALID MSG BLOCK {ON LINE W/TERM**  
*termid | AT TERM termid | [,TRANS tranid] [,REL*  
*LINE=rr], time*

**Explanation:** This message is issued when one of the following occurs:

1. An invalid message was received from a 3270 device. The message block did not correspond with known identification patterns.
2. The type of data block received from a 3735 was incorrect for the mode of the active CICS/VSE transaction. For example, an inquiry message block was received for a batch transaction or, conversely, a batch message block was received for an inquiry transaction. This will probably occur if the 3735 is disconnected during a transaction and, upon reconnection, the operator initiates a different mode of operation.



**System Action:** The terminal is placed out of service, and the transaction is abnormally terminated.

**User Response:** For condition (1), ensure that the hardware problem is corrected. For condition (2), ensure that the terminal operator understands the correct operating and recovery procedures for 3735 transactions.

**Destination:** CSMT

**Module:** DFHTACP

**DFH2525** INCPLT MSG {ON LINE W/TERM  
*termid* | AT TERM *termid*}[,TRANS *trnid*][,REL  
LINE=*rr*], *time*

**Explanation:** An incomplete message was received on terminal *termid*; that is, end of transmission was received prematurely or before end of text.

**System Action:** The terminal is placed out of service, and the transaction is abnormally terminated.

**User Response:** Ensure that the hardware problem is corrected.

**Destination:** CSMT

**Module:** DFHTACP

**DFH2526** INTERV ON PRINTER {ON LINE W/TERM  
*termid* | AT TERM *termid*}[,TRANS *trnid*][,REL  
LINE=*rr*], *time*

**Explanation:** This message is sent to the 3270 Information Display System when an INTERVENTION REQUIRED condition is detected on a 3270 printer:

1. Normal out-of-paper condition, cover open, offline.
2. No printer present, but transaction request to start printer.
3. Printer adapter feature not present.

**System Action:** No action is performed.

**User Response:** Ensure that the terminal control table (TCT) is properly defined and that the transaction requests proper printer operations. If the 3270 display device is plugged into the wrong position on the 3270 Information Display System, the operator may press the CLEAR key to proceed.

**Destination:** CSMT

**Module:** DFHTACP

**DFH2527** INTERV REQ {ON LINE W/TERM *termid* | AT  
TERM *termid*}[,TRANS *trnid*][,REL LINE=*rr*],  
*time*

**Explanation:** This message occurs when an INTERVENTION REQUIRED condition arises on the 3270 Information Display System.

**System Action:** No system action is performed.

**User Response:** Correct the intervention situation.

**Destination:** CSMT

**Module:** DFHTACP

**DFH2528** ERROR STATUS MSG *eeee* RECEIVED {ON  
LINE W/TERM *termid* | AT TERM  
*termid*}[,TRANS *trnid*][,REL LINE=*rr*], *time*

**Explanation:** Error status message *eeee* was received from a remote 3270 Information Display System, a 3735 Programmable Buffered Terminal, or a 3741 Data Entry Terminal. For a remote 3270, an INTERVENTION REQUIRED condition causes an "intervention required" message instead of this message.

**System Action:** The transaction is abnormally terminated and the terminal is placed out of service; however, if operation check status is present and if the terminal is a 3270 or a 3741, the terminal is left in service.

**User Response:** Analyze the error status to determine the proper course of action to correct the unit error or program error. For details of the "eeee" codes, see the publication appropriate to the device concerned.

**Destination:** CSMT

**Module:** DFHTACP

**DFH2529** UNSOLICITED INPUT {ON LINE W/TERM  
*termid* [,TRANS *trnid*][,REL LINE=*rr*],*time* | AT  
TERM *termid*}

**Explanation:** Input has occurred on a control unit (general poll) for which the associated terminal is out of service or has a task that has not issued a DFHTC TYPE=READ macro instruction.

**System Action:** No action is performed by CICS/VSE. Control is given to a user-written terminal error program (DFHTEP).

**User Response:** Code the DFHTEP as dictated by environmental needs.

**Destination:** CSMT

**Module:** DFHTACP

**DFH2530** INVALID READ REQUEST {ON LINE  
W/TERM *termid* | AT TERM *termid*}[,TRANS  
*trnid*][,REL LINE=*rr*], *time*

**Explanation:**

1. A transaction has requested a read from a terminal that presently has a terminal status of RECEIVE. **or**
2. A transaction has issued a read request to a 3735 Programmable Buffered Terminal during batch transmission after receipt of the end-of-file (EOF) condition.

**System Action:** The read request is halted, and the transaction is abnormally terminated.

**User Response:** For condition (1), ensure that transactions do not issue DFHTC TYPE=READ macro instructions to terminals in receive status. For condition (2), ensure that the 3735 batch transaction makes proper use of the EOF operand in the DFHTC macro instruction, so that no read requests are issued after the EOF condition has occurred.

**Destination:** CSTL

**Module:** DFHTACP

**DFH2531** IC FAILURE  
{IOERROR | TRNIDER | TRMIDER |  
INVREQ} {ON LINE W/TERM *termid* | AT  
TERM *termid*}[,TRANS *trnid*][,REL LINE=*rr*],  
*time*

**Explanation:** DFHTACP has attempted to perform a DFHTC TYPE=PUT macro instruction as the result of a DFH2508 UNAVAILABLE PRINTER error. This terminated with one of the four errors that can occur when issuing that macro instruction.

**System Action:** DFHTEP is recalled by DFHTACP to allow further DFHTEP processing.

**User Response:** Ensure that (1) the interval control program (ICP) is capable of handling the request that the DFHTACP is issuing for the IOerror and INVREQ errors, (2) CSPP is in the program control table (PCT) for the TRNIDER error, and (3) DFHTEP is passing DFHTACP a valid address of a terminal for the TRMIDER error.

**Destination:** CSTL

**Module:** DFHTACP

---

**DFH2532**     **PRINT QUEUED {ON LINE W/TERM**  
*termid* | **AT TERM** *termid* [,TRANS *trandid*] [,REL  
**LINE=rr**], *time*

**Explanation:** DFHTACP has performed an interval control PUT to a 3270 printer in a DFH2508 UNAVAILABLE PRINTER condition. The printer is out of service, has an intervention condition (for example, is out of paper), or does

not have a status of receive or tranceive.

**System Action:** Other processing continues.

**User Response:** Place the printer in service, correct the situation that caused the intervention, or place the printer in receive or tranceive status.

**Destination:** CSMT

**Module:** DFHTACP

---

## DFH26xx (DFHZEMW) Messages

Error messages issued by DFHZEMW may be appended with the message text "INBOUND CHAIN PURGED" if there was a purge request associated with the request to send the message. If this appended message appears, up to 40 bytes of the purged data are included in the message or, if a CANCEL indicator was received instead, the information "CANCEL RECEIVED" is provided as part of the message.

*sysstsense* is the system sense code, *termid* is the terminal identifier, and *taskid* is the task identifier.

---

**DFH2600I**     **SYST. SENSE** *sysstsense,termid,taskid*,  
**UNIDENTIFIED SENSE INFORMATION**

**Explanation:** The error message writer (DFHEMW) was scheduled to send an error message, but could not identify the system sense code.

**System Action:** The task is abnormally terminated.

**User Response:** See the associated messages that were issued previously.

**Destination:** Terminal end user

**Module:** DFHZEMW

---

**DFH2601**     **SYST. SENSE** *sysstsense,termid,taskid*, **INPUT**  
**STATUS ERROR**

**Explanation:** Input was received from a node identified either as output-only or permanently out of service.

**System Action:** The task is abnormally terminated, with all outstanding send and receive requests purged.

**User Response:** Change the terminal entry in the TCT to indicate that the node is not an output-only device. If the node is out of service, have the master terminal operator place the node in service.

**Destination:** Terminal end user

**Module:** DFHZRAC

---

**DFH2602I**     **SYST. SENSE** *sysstsense,termid,taskid*,  
**BRACKET RACE ERROR**

**Explanation:** The previous task stopped processing of inbound data at the end of a chain. Transmission of data for a new task is in progress without BB included.

**System Action:** The task is abnormally terminated, unprocessed data is purged, a VTAM CLSDST is issued, and the node is placed out of service.

**User Response:** Use the dump to determine the cause of error.

**Destination:** Terminal end user

**Module:** DFHZRAC

---

**DFH2603I**     **SYST. SENSE** *sysstsense,termid,taskid*, **NO**  
**AUTHORIZATION**

**Explanation:** An operator has attempted to execute a transaction without authorization. Alternatively, the operator's authorization was set to the capability of the default user and the requested transaction has a security value greater than 1.

**System Action:** Other processing continues.

**User Response:** As appropriate, either sign on or confirm authority to enter this transaction. See messages DFH2002 and DFH2003.

**Destination:** Terminal end user

**Module:** DFHACP

---

**DFH2604I**     **SYST. SENSE** *sysstsense,termid,taskid*,  
**UNPROCESSED DATA AT DETACH**

**Explanation:** The task to be detached did not completely process the inbound data chain.

**System Action:** Purging of data is done until end-of-chain (EOC) or CANCEL has been received.

**User Response:** None.

**Destination:** Terminal end user

**Module:** DFHZDET

---

**DFH2605I**     **SYST. SENSE** *sysstsense,termid,taskid*,  
**INSUFFICIENT RESOURCE**

**Explanation:** The system was unable to execute the transaction at this time.

**System Action:** The transaction is purged.

**User Response:** Resubmit the transaction later.

**Destination:** Terminal end user

**Module:** DFHACP

---

**DFH2606I**     **SYST. SENSE** *sysstsense,termid,taskid*,  
**FUNCTION NOT EXECUTABLE**

**Explanation:** The transaction was not valid during system quiesce, or the transaction has been disabled.

**System Action:** If the transaction has been disabled, other processing continues. Otherwise the system is in quiesce mode.

**User Response:** See messages DFH2007 and DFH2008.

If the transaction has been disabled, notify the programmer responsible for this area.

If the system is in quiesce mode, reenter the transaction when CICS/VSE is in normal execution mode, or place an entry for this transaction in the transaction list table.

**Destination:** Terminal end user

**Module:** DFHACP

---

**DFH2607I** SYST. SENSE *sysysense,termid,taskid*,  
UNSUPPORTED COMMAND

**Explanation:** An invalid command was detected in the request/response unit RU.

**System Action:** The task is abnormally terminated. All outstanding send and receive requests are purged. The node is placed out of service.

**User Response:** Use the dump to determine the cause of the error.

**Destination:** Terminal end user

**Module:** DFHZRAC, DFHZRVS

---

**DFH2608I** *sysysense,termid,taskid*, TASK HAS BEEN  
ABENDED

**Explanation:** Informatory message.

**System Action:** The task is abnormally terminated.

**User Response:** See "CICS/VSE Transaction Abend Codes" on page 661.

**Destination:** Terminal end user

**Module:** DFHACP

---

**DFH2609I** SYST. SENSE *sysysense,termid,taskid*, RU  
LENGTH ERROR

**Explanation:** An input message exceeded the maximum specified length. CICS/VSE received more data from a logical unit than is permitted by the user-defined RAMAX value in the DFHTCT TYPE=INITIAL macro instruction.

**System Action:** The task is abnormally terminated, with all outstanding receive requests purged.

**User Response:** Correct a possible hardware problem, or redefine RAMAX to allow for more data.

**Destination:** Terminal end user

**Module:** DFHZRAC, DFHZRVS

---

**DFH2610I** SYST. SENSE *sysysense,termid,taskid*, INVALID  
TRANSACTION ID

**Explanation:** The transaction ID is not in the program control table (PCT), or it is disabled.

**System Action:** Other processing continues.

---

## DFH28xx (DFHRUP) Messages

---

**DFH2800I** DFHRUP IN PROGRESS

**Explanation:** The recovery utility program has begun execution.

**System Action:** Recovery processing continues.

**User Response:** None.

**Destination:** Console

**Module:** DFHRUP

---

**DFH2800I** DFHRUP COMPLETED

**Explanation:** The recovery utility program has completed processing.

**System Action:** None.

**User Response:** None.

**Destination:** Console

**Module:** DFHRUP

---

**DFH2801I** I/O ERROR/SYSTEM LOG, PROGRAM  
ABORTED

**Explanation:** An unidentified error has occurred during emergency restart, when the DFHRUP program was attempting to read the system log. It may be that, while reading the log backwards, DFHRUP has reached an EOF (end-of-file) marker. This may be caused by DFHRUP

**User Response:** Enter a valid transaction ID.

**Destination:** Terminal end user

**Module:** DFHACP

---

**DFH2611I** SYST. SENSE *sysysense,termid,taskid*,  
BRACKET PROTOCOL CONFLICT

**Explanation:** A BB or BE was received while the transaction was in bracket state (INB).

**System Action:** The task is abnormally terminated, a VTAM CLSDST macro is issued, and the node is placed out of service.

**User Response:** Use the dump to determine the cause of the error.

**Destination:** Terminal end user

**Module:** DFHZRVX

---

**DFH2612I** SYST. SENSE *sysysense,termid,taskid*,  
RESPONSE REQUEST CONFLICT

**Explanation:** An invalid response was requested. Data has been transmitted to CICS/VSE without requesting a response from CICS/VSE.

**System Action:** The task is abnormally terminated with all outstanding receive requests purged, a VTAM CLSDST is issued, and the node is placed out of service.

**User Response:** Use the dump to determine the cause of the error.

**Destination:** Terminal end user

**Module:** DFHZRAC, DFHZRVX, DFHZRVS

---

**DFH2613I** SYST. SENSE *sysysense,termid,taskid*, INVALID  
FMH

**Explanation:** An input message contained an erroneous function management header (FMH).

**System Action:** The task is abnormally terminated, with all outstanding receives purged.

**User Response:** Correct a possible hardware problem, or use the dump to determine the cause of the error.

**Destination:** Terminal end user

**Module:** DFHZRAC, DFHZRVS

---

wrapping back round through the journal extents, possibly missing a syncpoint or activity keypoint.

**System Action:** CICS/VSE terminates abnormally.

**User Response:** Examine the system log to check if DFHRUP has encountered an EOF (end of file) marker before completing its backward read.

If DFHRUP has not encountered an EOF marker, investigate the possibility of a physical tape or disk error.

**Destination:** Console

**Module:** DFHRUP

---

**DFH2802I** LOG RECORD INVALID – RESTART  
ABORTED

**Explanation:** Either the journal data set contains no entries, or the journal record that was read was not part of the sequence of records associated with the last CICS/VSE execution that is undergoing an emergency restart.

**System Action:** CICS/VSE is abnormally terminated.

**User Response:** Check that the correct journal volume has been mounted. If this is a tape volume and DFHTEOF was not executed, execute DFHTEOF to locate end of file for the tape volume. If this is a disk volume, a wraparound condition may have occurred, and insufficient data was collected to restart the system. (This normally occurs when insufficient space has

been allocated on disk for the system log.) Check that AKPFREQ is greater than zero in the SIT. If it is impossible to perform an emergency restart, specify START=COLD instead of START=AUTO or START=EMER.

**Destination:** Console  
**Module:** DFHRUP

**DFH2803I OPEN FAILED/SYSTEM LOG, PROGRAM ABORTED**

**Explanation:** After the journal control OPEN macro instruction was issued, the system log could not be opened.

CICS/VSE issues this message if:

1. The system log has been reformatted since the last CICS/VSE run.
2. The last CICS/VSE run did not write an activity keypoint to the log because AKPFREQ was specified as zero.
3. During emergency restart, DFHRUP, reading the system log backward, reached the beginning of the data set, and tried to open another log data set, but none existed. (During the previous run, CICS/VSE logging wrapped round from the end of the log data set to its beginning.)
4. The CICS/VSE startup job stream does not include all the necessary data definition (DLBL) statements.
5. JOUROPT=INPUT has not been specified in the JCT entry for the system log.

**System Action:** CICS/VSE is abnormally terminated.

**User Response:** Determine which of the numbered reasons in the Explanation applies, and respond as shown below. Note that, if one of the first three reasons applies, emergency restart is not possible.

1. Cold-start CICS/VSE.
2. If you wish emergency restart to be possible in future, change AKPFREQ to a non-zero value, and cold-start CICS/VSE.
3. To prevent a recurrence of this problem and the failure of a future emergency restart, increase the size of your log data set, or create a second one. Then cold-start CICS/VSE.
4. Add the missing DLBL statement(s) to the startup job stream, and retry emergency restart.
5. Correct the JOUROPT parameter in the system log JCT entry, and retry emergency restart.

**Destination:** Console  
**Module:** DFHRUP

**DFH2804I STORAGE UNAVAILABLE, PROGRAM ABORTED**

**Explanation:** After the storage control macro instruction was issued, storage was not allocated.

**System Action:** CICS/VSE is abnormally terminated.

**User Response:** Increase the partition size and rerun.

**Destination:** Console  
**Module:** DFHRUP

**DFH2805I UNRECOVERABLE I/O ERROR, PROGRAM ABORTED**

**Explanation:** An error occurred other than an end of file (EOF) or a read error on the system log volume.

**System Action:** CICS/VSE is abnormally terminated.

**User Response:** Rerun emergency restart.

**Destination:** Console  
**Module:** DFHRUP

**DFH2806I NO STORAGE AVAILABLE FOR TBO RECORD**

**Explanation:** An attempt to allocate storage for the transaction backout (TBO) data area was unsuccessful.

**System Action:** CICS/VSE is abnormally terminated.

**User Response:** Increase the partition size and rerun.

**Destination:** Console  
**Module:** DFHRUP

**DFH2807I ERROR OCCURRED ON STATS LOG, STATS ABORTED**

**Explanation:** The CICS/VSE recovery utility program (DFHRUP) did not get a normal response (NORESP) from a DFHTD TYPE=PUT macro issued to write statistics to the transient data destination, CSSL.

**System Action:** CICS/VSE terminates writing of statistical data, but emergency restart continues.

**User Response:** Inspect your destination control table (DCT) to find out which device CSSL is held on. Correct any problem that exists on that device. If statistical data is required, cancel emergency restart, and restart CICS/VSE when you have corrected the error.

**Destination:** Console  
**Module:** DFHRUP

**DFH2808I I/O ERROR – BACKOUT DATA WRITE**

**Explanation:** The program encountered an I/O error while writing the backout data records to the restart data set. This message is sometimes issued because the restart data set is full.

**System Action:** CICS/VSE is abnormally terminated.

**User Response:** Reallocate the restart data set to different extents or, if necessary, increase the size of the restart data set.

**Destination:** Console  
**Module:** DFHRUP

**DFH2809I I/O ERROR – CONTROL TABLE WRITE**

**Explanation:** The program encountered an I/O error while writing the control tables to the restart data set.

**System Action:** CICS/VSE is abnormally terminated.

**User Response:** Reallocate the restart data set to different extents, or, if necessary, increase the size of the restart data set.

**Destination:** Console  
**Module:** DFHRUP

**DFH2811I RECOVERY CONTROL RESTART FAILED**

**Explanation:** The CICS/VSE recovery control restart task could not complete because a necessary step failed. The task has done some essential recovery operations and abended itself with code abend ARCA.

**System Action:** CICS/VSE writes a transaction dump for the recovery control restart task. CICS/VSE then terminates abnormally with an IDUMP.

CICS/VSE sends two messages to the console, one to identify the error detected by the recovery control restart task, and one, DFH2811, to say that the task has failed. Depending on the nature of the original error, you may see messages from some other system component (for example, an access method).

**User Response:** Use the messages and dumps to find out the cause of the failure. If you cannot solve the problem, keep the dumps and contact your IBM Support Center.

**Destination:** Console



Module: DFHRCRP

**DFH2812I PROGRAM DFHRCRP CANNOT BE FOUND**

**Explanation:** The CICS/VSE recovery recontrol restart program (DFHRCRP) cannot be found.

CICS/VSE cannot find DFHRCRP in any of the libraries defined in the LIBDEF SEARCH sequence in the CICS/VSE startup job stream.

**System Action:** CICS/VSE terminates abnormally with a dump.

**User Response:** To correct this error, make DFHRCRP available in one of the libraries.

**Destination:** Console

**Module:** DFHRCRP

**DFH2813I PROGRAM DFHRCEX CANNOT BE FOUND**

**Explanation:** CICS/VSE cannot find DFHRCEX in any of the libraries defined in the LIBDEF SEARCH sequence in the CICS/VSE startup job stream.

**System Action:** CICS/VSE terminates abnormally with a dump.

**User Response:** To correct this error, make DFHRCEX available in one of the libraries.

**Destination:** Console

**Module:** DFHUSBP, DFHFBCBP, DFHTCBP, DFHDLBP

**DFH2814I I/O ERROR ON RESTART DATASET, VSAM RETURN CODES ARE RF=X'nm',FDBK=X'mm'**

**Explanation:** While reading or writing to the restart data set, a VSAM error has occurred. *nm* is the return code in register 15, and *mm* is the value of the feedback field in the request parameter list (RPL).

**System Action:** If this message occurs during shutdown, and CICS/VSE is restarted with START=AUTO, an emergency start will result.

**User Response:** For the meaning of the codes in the message, see *VSE/VSAM Return and Error Codes in z/VSE Messages and Codes, Volume 2*.

**Destination:** Console

**Module:** DFHRCRP

**DFH2815I PROGRAM DFHUSBP CANNOT BE FOUND. USER BACKOUT PROCESSING CANNOT BE PERFORMED**

**Explanation:** CICS/VSE is unable to do user backout processing because program DFHUSBP cannot be found.

CICS/VSE cannot find DFHUSBP in any of the libraries defined in the LIBDEF SEARCH sequence in the CICS/VSE startup job stream.

**System Action:** CICS/VSE terminates abnormally with a dump.

**User Response:** To correct this error, make DFHUSBP available in one of the libraries.

**Destination:** Console

**Module:** DFHRCRP

**DFH2816I EXIT PROGRAM *progname* IS NOT AVAILABLE**

**Explanation:** The user-defined global exit program, *progname*, is not defined or is disabled or is not in the program library.

**System Action:** CICS/VSE abnormally terminates the recovery control restart task with transaction abend ARCB. CICS/VSE then terminates abnormally.

**User Response:** Make program *progname* available.

**Destination:** Console

**Module:** DFHRCEX

**DFH2817I USER EXIT INTERFACE NOT INITIALIZED - EXIT PROGRAM *progname* NOT ENABLED**

**Explanation:** CICS/VSE cannot enable the user-supplied global exit program, *progname*, because the user exit interface has not been initialized.

**System Action:** CICS/VSE abnormally terminates the recovery control restart task with transaction abend ARCB. CICS/VSE then terminates abnormally.

**User Response:** Find out why the user exit interface was not initialized. The most likely reason is that you did not specify EXITS=YES as a system initialization table (SIT) option or override.

**Destination:** Console

**Module:** DFHRCEX

**DFH2818 UNABLE TO BROWSE DL/I ENTRIES ON CATALOG**

**Explanation:** A invalid return code was encountered from the current catalog browse for DL/I status records. CICS/VSE current catalog is corrupt.

**System Action:** Execution is abnormally terminated.

**User Response:** Reformat the restart data set and cold start the system.

**Destination:** Console

**Module:** DFHRUP

**DFH2830 UNABLE TO FIND THE START OF UNIT OF WORK ON TH SYSTEM LOG FOR TASK *taskid*, TRANSACTION *tranid* ON TERMINAL *termid*.**

**Explanation:** The task cannot be recovered completely because CICS/VSE cannot find the start of the unit of work record on the system log. This is normally caused by a system log wrap-around condition in which insufficient data is collected to restart the system. This occurs when:

1. Insufficient space has been allocated on disk for the system.
2. A premature switch of the system log data sets has occurred.
3. A task is waiting for an external event that is late.

**System Action:** Processing continues. This message is issued for each task that cannot be fully recovered. Message DFH2839 is then issued.

**User Response:** Make a note of the message details as they may be needed for a manual recovery of the task. See message DFH2839 for further guidance.

**Destination:** Console

**Module:** DFHRUP

---

**DFH2831 UNABLE TO FIND THE COMMITTED OUTPUT MESSAGE RECORD ON THE SYSTEM LOG FOR TERMINAL *termid*.**

**Explanation:** The positive acknowledgement of a committed-output message to terminal *termid* was never received by CICS/VSE, and the message cannot be found on the system log. This is normally caused by wrap-around condition in which insufficient data is collected to restart the system. This occurs when:

1. Insufficient space has been allocated on disk for the system.
2. A premature switch of the system log data sets has occurred.
3. A task is waiting for an external event that is late.

**System Action:** Processing continues. Message DFH2839 is issued when recovery ends.

**User Response:** Make a note of the message details as they may be needed for a manual recovery of the task. See message DFH2839 for further guidance..

**Destination:** Console

**Module:** DFHTEOF

---

**DFH2839 EMERGENCY RESTART FAILED TO COMPLETE. DO YOU WISH TO CONTINUE? REPLY YES OR NO.**

**Explanation:** Emergency restart has not been successful for the reasons reported in one or more messages DFH2830 and/or DFH2831.

**System Action:** CICS/VSE waits for a reply to the message.

**User Response:** Reply either 'Yes' or 'No'.

Reply 'Yes' if you are satisfied that the correct system log has been loaded and the number of reported recovery problems, through the DFH2830 and DFH2831 messages, is low.

Replying 'Yes' can significantly reduce the amount of manual recovery that is needed.

If you choose 'Yes', all units of work that can be recovered completely are recovered, and all units of work that fail to recover completely, as reported by message DFH2830, are partially recovered if some data is available. This means that replying 'Yes' will allow CICS/VSE to restart and so become available WITH PARTIALLY UNCOMMITTED RESOURCES. Care should be taken to ensure resource integrity is restored before allowing access to such resources.

If an active DL/I record is found without a corresponding schedule record the unit of work is not recovered. If an active DL/I record is found including its schedule record, the unit of work is fully recovered. The net effect is that active DL/I units of work are either fully recovered or not recovered at all.

---

## DFH29xx (DFHTEOF) Messages

---

**DFH2900I DFHTEOF UTILITY**

**Explanation:** The DFHTEOF utility has begun execution.

**System Action:** The program continues.

**User Response:** None.

**Destination:** Console

**Module:** DFHTEOF

---

**DFH2901I DFHTEOF COMPLETED, *message***

**Explanation:** The DFHTEOF utility has completed successfully, and *message* gives information about its effects. The message insert can be either "ON SIGNAL THAT TAPE

Consider completing the recovery of these manually by retrieving the records related to the reported messages from the archived system log tapes.

Reply 'No' if you are not sure that the correct system log has been recovered, if there are a large number of individual recovery problems (reported in messages DFH2830 and DFH2831), or if you are unsure of the status of the system.

If you reply 'No', no transactions are recovered and message DFH2802 is issued after this one.

Note that a 'No' reply could be used to allow investigation into the long running tasks identified by the previous messages.

Once it is known what sort of recoverable activity they performed, the operator can decide whether to rerun emergency restart and reply 'Yes' to DFH2839 this time, so allowing as much recovery to take place as possible, or else to manually recover the inflight activity themselves before restarting CICS/VSE. To reduce the chances of a recurrence of this problem consider the following:

Syncpointing.

A transaction can be partitioned into a sequence of units of work where each unit of work delimits the resources to be recovered after a failure. This should be kept to a minimum by issuing more SYNCPOINT calls at appropriate points throughout the application program.

The system initialization parameter AKPFREQ.

Specifying AKPFREQ=0 in the SIT, switches keypointing off and causes an attempted recovery to fail EVERY time.

System log size.

The system should be large enough to hold all logged data that has been logged during the life of the oldest unit of work, extended if appropriate, to receive all committed-output messages.

The system log should contain a complete activity keypoint.

**Destination:** Console

**Module:** DFHRUP

---

**DFH2899I DFHRUP COMPLETED**

**Explanation:** The recovery utility program DFHRUP has completed processing.

**System Action:** Other processing continues.

**User Response:** None.

**Destination:** Console

**Module:** DFHRUP

---

WAS ALREADY INTACT" or "LEAVING *nnnnnnn* BLOCKS IN PLACE."

The first form occurs only when DFHTEOF is invoked by CICS/VSE initialization. It indicates that the "Fast Restart" path was taken, because the tape was known to be closed during the previous shutdown. The tape is not written over, but is positioned ready for input backward.

The second form indicates that DFHTEOF examined the tape and found *nnnnnnn* blocks of consistent journal data on it. Single blocks with DATA CHECK errors are included in this

count, provided the adjacent blocks in both directions are readable and consistent.

**System Action:** The program terminates.

**User Response:** None.

**Destination:** Console

**Module:** DFHTEOF

**DFH2904A DO YOU WANT TO SWAP JOURNAL VOLUMES?**

**REPLY 'Y' OR 'N'**

**Explanation:** A negative response was received during label verification of a journal volume.

**System Action:** If the response is Y, the program closes the current volume and requests another journal volume. If the response is N, program execution abnormally terminates.

**User Response:** Reply Y if the incorrect volume is mounted and another volume should be mounted; otherwise, reply N.

**Destination:** Console

**Module:** DFHTEOF

**DFH2905I I/O ERROR OCCURRED ON PREVIOUS RECORD – NEXT RECORD LABEL VALID**

**Explanation:** While the labels of the journal were being validated, an error occurred, but the next sequential label record was found to be valid, that is, part of the CICS/VSE run being examined.

**System Action:** The task will write the label information and request if further processing should continue by issuing message DFH2909A.

**User Response:** Decide whether you want to continue processing or not, and respond appropriately to message DFH2909A.

**Destination:** Console

**Module:** DFHTEOF

**DFH2906I VOLUME LABEL VERIFICATION**

**Explanation:** Indicates that volume labels are being verified, and that the operator's decision is needed on messages DFH2907 and DFH2909 that follow.

**System Action:** The program continues.

**User Response:** None.

**Destination:** Console

**Module:** DFHTEOF

**DFH2907I LABEL INFORMATION – VOLUME NUMBER *yyddd*/*nnn* RUN *time1* BLOCK *time2***

**Explanation:** Informatory message displaying fields from the label record that the operator is requested to examine, in a context indicated by a preceding message, in order to verify that the correct volume is open, or that its logical continuity is not lost, or that it is ending at the expected point.

*yyddd* is the date this volume was created, *nnn* is the volume sequence number within the run, *time1* is the run start time and *time2* is the time the block was written to tape. Both "time" fields have the form *hh:mm:ss*.

Note that the volume-creation date, run-start time, and block-output time do not necessarily all refer to the same day.

If the journal is in the SMF format, no details of the start run are available, so the *date* and *time1* fields are made to show when the first block of this reel was written.

**System Action:** Message DFH2908A or DFH2912A is issued,

depending on whether volume or record label verification is in progress.

**User Response:** Check the label information displayed, and reply accordingly to message DFH2908A or DFH2912A.

**Destination:** Console

**Module:** DFHTEOF

**DFH2908A IS MOUNTED VOLUME VALID? REPLY 'Y' OR 'N'**

**Explanation:** This message refers to the verification of a mounted journal volume.

**System Action:** If the reply is Y, processing continues for the location of the end of valid journal records. If the reply is N, volume swapping takes place.

**User Response:** Reply Y if label information is valid. Reply N if label information is invalid.

**Destination:** Console

**Module:** DFHTEOF

**DFH2909A CONTINUE PROCESSING? REPLY 'Y' OR 'N'**

**Explanation:** Follows message DFH2905I when an I/O error occurs and the next label record is valid.

**System Action:** If the reply is Y, processing continues until end of data is detected. If the reply is N, execution of program DFHTEOF is terminated.

**User Response:** Reply Y if processing is to continue, or N to terminate processing.

**Note:** If this is the system log, the error may recur during recovery processing.

**Destination:** Console

**Module:** DFHTEOF

**DFH2910S I/O ERROR OCCURRED, DFHTEOF TERMINATED ABNORMALLY**

**Explanation:** A negative response was received for message DFH2909A.

**System Action:** Program execution is abnormally terminated.

**User Response:** None.

**Destination:** Console

**Module:** DFHTEOF

**DFH2911I RECORD LABEL VERIFICATION**

**Explanation:** Indicates that record labels are being verified. This message is issued in the following situations:

- A record label does not match the first label record on the volume.
- The time-sequence of records fails.
- Two unit-check errors occurred in succession.
- A "hard" error occurred (implying, on a 3480, that the read head ran past the end of good data).

**System Action:** Message DFH2907I is issued, bearing data from the record preceding the fault.

**User Response:** None.

**Destination:** Console

**Module:** DFHTEOF

---

**DFH2912A IS THE JOURNAL RECORD LABEL VALID?  
REPLY 'Y' OR 'N'**

**Explanation:** This message follows message DFH2907I. It requests verification of the last valid record label that was found by the program DFHTEOF.

**System Action:** If the reply is Y, an end-of-file (EOF) mark is written on the tape volume and the program is terminated. If the reply is N, program execution is abnormally terminated.

**User Response:** Reply Y if the label information is correct, otherwise reply N. The label information can be verified by comparing the data with the volume-label data previously displayed, and with the known time when the run that produced this data set ended.

**Destination:** Console  
**Module:** DFHTEOF

---

**DFH2913S NEGATIVE RESPONSE TO RECORD  
LABEL VERIFICATION. DFHTEOF  
TERMINATED ABNORMALLY**

**Explanation:** This message is issued when the response to message DFH2912A is negative.

**System Action:** Program execution is abnormally terminated.

**User Response:** None.

**Destination:** Console  
**Module:** DFHTEOF

---

**DFH2914I END-OF-DATA OCCURRED. LAST  
RECORD LABEL VERIFICATION FOLLOWS**

**Explanation:** An end-of-data condition occurred but there was no detection of any error (unless stated by DFH2926).

**System Action:** The label information is displayed (message DFH2907I) and a swap volume request is issued (message DFH2904A). If a negative response is returned, the program is terminated with message DFH2915A. If a positive response is returned, a new journal volume is processed.

**User Response:** None.

**Destination:** Console  
**Module:** DFHTEOF

---

**DFH2915A IS THE CORRECT VOLUME MOUNTED?  
REPLY 'Y' OR 'N'**

**Explanation:** When end of data occurs, the label information of the last record is written to the console for verification.

**System Action:** If the reply is Y, the program is normally terminated. If the reply is N, the option to swap volumes is given.

**User Response:** Reply Y if the correct volume is mounted, otherwise reply N. An option to swap volumes will be issued in case the wrong volume was mounted.

**Destination:** Console  
**Module:** DFHTEOF

---

**DFH2916S UNRECOVERABLE I/O ERROR OCCURRED  
DFHTEOF TERMINATED ABNORMALLY**

**Explanation:** An error other than unit check or unit exception was detected on the journal volume.

**System Action:** Further processing is discontinued and execution of the program is abnormally terminated.

**User Response:** Resubmit the program. If it fails again, check for a hardware malfunction and have it corrected.

**Destination:** Console  
**Module:** DFHTEOF

---



---

**DFH2917E INCORRECT REPLY -x-**

**Explanation:** An incorrect reply character, x, was received in response to action messages.

**System Action:** The program will reissue the message that received this incorrect reply.

**User Response:** Reenter the correct reply.

**Destination:** Console  
**Module:** DFHTEOF

---

**DFH2918S NEGATIVE RESPONSE TO VOLUME  
VERIFICATION. DFHTEOF TERMINATED  
ABNORMALLY**

**Explanation:** A negative response was received for volume-label verification and no swapping of volumes was required.

**System Action:** Program execution is abnormally terminated.

**User Response:** None.

**Destination:** Console  
**Module:** DFHTEOF

---

**DFH2919I END-OF-DATA. EITHER NO VOLUME  
LABEL, OR INVALID VOLUME MOUNTED**

**Explanation:** During volume label verification an end-of-data condition occurred before verification could be performed.

This normally indicates that a wrong volume was mounted.

**System Action:** After the above message is issued, message DFH2904A is issued to swap volumes.

**User Response:** Reply Y DFH2904A to mount the correct volume, or reply N to terminate the program.

**Destination:** Console  
**Module:** DFHTEOF

---

**DFH2920S NEGATIVE RESPONSE AFTER  
END-OF-DATA. DFHTEOF TERMINATED  
ABNORMALLY**

**Explanation:** After end of data (EOD) occurred, a negative response was received for label verification of the volume and for swapping of the volume.

**System Action:** Program execution is abnormally terminated.

**User Response:** None.

**Destination:** Console  
**Module:** DFHTEOF

---

**DFH2921S I/O ERROR DURING WRITE. DFHTEOF  
TERMINATED ABNORMALLY**

**Explanation:** An I/O error occurred while writing a dummy record to enable output processing. This causes an end-of-file mark to be written during execution of the CLOSE macro (as it would be for an OUTPUT data set).

**System Action:** DFH2921S is written to the operator console and execution of the program is abnormally terminated.

**User Response:** Rerun DFHTEOF and use another tape drive.

**Destination:** Console  
**Module:** DFHTEOF

---

**DFH2923S ERROR READING 3480 JOURNAL  
VOLUME FOR REPOSITIONING**

**Explanation:** After the broken end of a data set on a 3480 tape was identified, DFHTEOF rewound and reread the device in order to position and close the data set properly, but encountered a serious error or a tapemark that was not seen during the previous analytical scan.

**System Action:** The task is abnormally terminated.

---



## DFH2924I • DFH2928I

**User Response:** Resubmit the program. If it fails again, check for a hardware malfunction and have it corrected.

**Destination:** Console

**Module:** DFHTEOF

---

### DFH2924I FIRST RECORD ON THIS TAPE IS NOT FORMATTED AS A JOURNAL LABEL

**Explanation:** Verification of mounted volume failed, because some expected constant and packed-decimal fields were not found in the first block read.

**System Action:** Issues message 2904, to try for another volume.

**User Response:** Most probably a nonjournal tape was mounted in error, so change it. Alternatively, the correct volume may have been damaged or overwritten, and the user should investigate a loss of data.

**Destination:** Console

**Module:** DFHTEOF

---

### DFH2925I I/O ERRORS OCCURRED – NO RECORDS READ

**Explanation:** During volume verification, I/O errors occurred which prevented the first two blocks from being read. This normally indicates that a wrong or a damaged volume was mounted.

**System Action:** After the above message is issued, message DFH2904A is issued to swap volumes.

**User Response:** Reply Y and mount correct volume, or reply N to terminate the program.

**Destination:** Console

**Module:** DFHTEOF

---

### DFH2926I ERROR FOUND ADJACENT TO FINAL TAPEMARK. ONE RECORD WILL BE ELIMINATED

**Explanation:** While DFHTEOF was scanning the labels of the journal, an error occurred, and the next sequential read returned "unit exception.". The most probable cause is that the unit exception indicates a correctly-placed tapemark at the end of the data set, and that the last data block happened to be unreadable.

**System Action:** The task treats the data set as logically ending with the block before the faulty one, and attempts to position and close it so.

**User Response:** No response is necessary, but you should be aware that some data may be permanently lost.

**Destination:** Console

**Module:** DFHTEOF

---

### DFH2927I ERROR FOUND AT BEGINNING OF DATA SET. INPUT IS RE-TRIED

**Explanation:** The first attempt to read from the data set found an error. DFHTEOF makes a second attempt to read. In the case of the system log, there is a significant chance that restart may still succeed, because its reading backward does not necessarily reach the beginning of the tape.

**System Action:** DFHTEOF continues analysis, according to what it finds on the second read.

**User Response:** No response is necessary, but you should be aware that some data may be permanently lost.

**Destination:** Console

**Module:** DFHTEOF

---

### DFH2928I DFHTEOF COMPLETED, LEAVING *nnnnnnn* BLOCKS IN PLACE

**Explanation:** Although the DFHTEOF utility has completed successfully, the previous shutdown was unable to close the tape. DFHTEOF scans the tape looking for the last record, and places an end-of-file marker after the last record. DFHTEOF counts the number *nnnnnnnn* of blocks read.

**System Action:** DFHTEOF terminates.

**User Response:** None.

**Destination:** Console

**Module:** DFHTEOF

---

## DFH30xx (DFHMTPA) Messages

---

### DFH3001A CLOCK INOPERATIVE

**Explanation:** The processor clock is inoperative.

**System Action:** After this message is issued, the following message is sent to the master terminal operator "CLOCK INOPERATIVE – CONSOLE NOTIFIED".

**User Response:** Determine the reason for the processor clock being inoperative.

**Destination:** Console

**Module:** DFHMTPA

---

### DFH3002 MASTER TERMINAL TWASIZE INSUFFICIENT

**Explanation:** The master terminal program requires a TWASIZE that is larger than the current value specified by the

program control table (PCT) entry.

**System Action:** CICS/VSE is abnormally terminated.

**User Response:** Reassemble the PCT. The required TWASIZE will be automatically set to a suitable value.

**Destination:** Console

**Module:** DFHMTPA

---

## DFH31xx (DFHCCP, DFHAKP, and DFHWKP) Messages

---

### DFH3100S RESTART DATA SET IS LOCKED TO ANOTHER SYSTEM. ISSUE UNLOCK AND REPLY GO ELSE CANCEL

**Explanation:** An XRF takeover cannot proceed because shared VTAM datasets are locked to a system on a failed CEC. It is also possible to force this message by trying to initialize a CICS/VSE (XRF, non-XRF, single CEC or multiple CEC) which will try to open a restart dataset already being used by another CICS/VSE.

**User Response:** If the restart data set is locked to another system, either cancel CICS/VSE or issue the VSE command UNLOCK and then reply GO to CICS/VSE. The format of the UNLOCK command is:

```
UNLOCK SYSTEM=sys-id
```

where *sys-id* is the CPU-ID of the inoperative CPU.

If the restart data set is open in another partition, it is sufficient to reply GO to CICS/VSE, without issuing an UNLOCK.

**Destination:** Console

**Module:** DFHCCP

---

### DFH3104I I/O ERROR ON RESTART DATA SET, VSAM RETURN CODES ARE RF=*nn* FDBK=*mmm*

**Explanation:** A VSAM error has been detected when reading or writing to the restart data set. The return code in register 15 is *nn* and the feedback error code from the request parameter list (RPL) is *mmm*. These codes are explained in the *VSE/VSAM Commands* manual.

This message is associated with the FFS call label CCP3104 for global user exit XFFDSUP.

**System Action:** If this message occurs during shutdown and CICS/VSE is restarted by START=AUTO, an emergency restart will result.

**User Response:** Ensure that the restart data set has been initialized correctly.

**Destination:** Console

**Module:** DFHCCP

---

## DFH32xx (DFHLFO) Messages

---

### DFH3200 DANGER: KCP/TCP LIFO STORAGE OVERFLOW

**Explanation:** The LIFO storage stack overflowed while running under the KCP or TCP task. This condition may arise when a user exit or application program overwrites the TCA for the task.

This message is associated with the FFS call label LFOFFS for global user exit XFFDSUP.

**System Action:** The system attempts to obtain further storage. If this is successful, processing continues normally. If it is not successful, the system may stall or enter a permanent wait state.

**User Response:** Determine why the LIFO stack overflowed, and correct the offending program.

**Destination:** Console

**Module:** DFHLFO

---

### DFH3201 NO STORAGE AVAILABLE FOR KCP/TCP TCA. SYSTEM STALL

**Explanation:** The LIFO storage stack overflowed while running under the KCP or TCP task. No more storage could be obtained.

**System Action:** The system abends with dump code 3201.

**User Response:** Determine why the LIFO stack overflowed and why there was no storage available. If overflow is because control blocks are being overwritten, determine the offending program and correct it.

**Destination:** Console

**Module:** DFHLFO

---

### DFH3202E *date time applid* Transaction CCIN–VTAM netname *netname*. The value *codepage* in the *codepage* parameter is not supported.

**Explanation:** A CCIN transaction has been run from a CICS client. The codepage which the CICS client has requested is not supported.

*netname* is the VTAM netname of the CICS client.

**System Action:** CICS cannot perform the translations

required to support the CICS client with the requested character set and codepage. CICS continues but uses a default codepage instead of the supplied one. For details of the default codepage, see the *CICS/VSE Server Support for CICS Clients* manual.

The request to install the CICS client continues, but uses the default codepage. A response code of EXCEPTION and a reason code of INVALIDCODEPAGE is sent to the client.

**User Response:** See the *CICS Family: Communicating from CICS/ESA and CICS/VSE* manual for a list of the client codepage values which are supported. It may be necessary to reconfigure the client locale.

**Destination:** CSCC

**Module:** DFHZCN2

**DFH3203E** *date time applid* **Transaction CCIN–VTAM netname netname. The capabilities parameter is not valid.**

**Explanation:** A CCIN transaction has been run from a CICS client. The capabilities which have been received are not valid. The CICS client has specified that it supports features which no CICS client is supposed to support. The CICS client is violating the CICS client communications architecture.

*netname* is the VTAM netname of the CICS client.

**System Action:** Trace entry with ID X'E9' and value X'1A' is written.

The request to install the CICS client is rejected. A response code of DISASTER and a reason code of INVALIDREQUEST is sent to the client.

**User Response:** You need further assistance from IBM to resolve this problem. See Part 4 of the *CICS Problem Determination Guide* for guidance on how to proceed.

**Destination:** CSCC

**Module:** DFHZCN2

**DFH3204E** *date time applid* **Transaction CCIN–VTAM netname netname. The codepage parameter has not been specified.**

**Explanation:** A CCIN transaction has been run from a CICS client. One of the parameters which must be supplied is the codepage which the CICS client intends to use. This parameter is missing.

*netname* is the VTAM netname of the CICS client.

**System Action:** Trace entry with ID X'E9' and value X'0F' is written.

The request to install the CICS client is rejected. A response code of DISASTER and a reason code of INVALIDREQUEST is sent to the client.

**User Response:** You need further assistance from IBM to resolve this problem. See Part 4 of the *CICS Problem Determination Guide* for guidance on how to proceed.

**Destination:** CSCC

**Module:** DFHZCN1

**DFH3205E** *date time applid* **Transaction CTIN–virtual terminal termid VTAM netname netname. CICS cannot support the { n.a. | n.a. | n.a. | combination of client and virtual terminal codepage. | client codepage. | virtual terminal codepage}.**

**Explanation:** A CTIN install request has been received from a CICS client as a result of a CICS\_EpiAddTerminal function or terminal emulator operation. CICS was checking the codepage specified by the CICS client and the codepage specified by the virtual terminal. However one of the following occurred:

1-3 *n.a.*—not applicable and should not occur.

4 *unsupported combination of CICS client and virtual terminal codepage* indicates that the two codepages above are known about but CICS does not support data conversion between the CICS client codepage and the virtual terminal codepage.

5 *unsupported CICS client codepage* indicates that CICS is unable to support the codepage supplied by the CICS client in the CCIN or CTIN transaction.

6 *unsupported virtual terminal codepage* indicates that the CGCSGID parameter defining the virtual terminal codepage is not supported for CICS data conversion. If the virtual terminal was autoinstalled, CGCSGID was specified in the autoinstall model requested by the CICS client. If the virtual terminal was defined, CGCSGID was defined in the TYPETERM named by the virtual terminal definition.

CICS cannot perform the translations required to support the CICS client with the requested codepage.

*netname* is the VTAM netname of the CICS client.

**System Action:** Trace entry with ID X'E9' and value X'35' is written.

4 *unsupported combination of CICS client and virtual terminal codepage.*

A response code of ERROR and a reason code of INSTALLCANCELLED is sent to the client. The virtual terminal is NOT installed.

5 *unsupported CICS client codepage.*

The request to install the virtual terminal continues and the invalid codepage is replaced by a default as specified in the *CICS/VSE Server Support for CICS Clients* manual. A response code of EXCEPTION and a reason code of INVALIDCODEPAGE is sent to the client.

6 *unsupported virtual terminal codepage.*

A response code of ERROR and a reason code of INSTALLCANCELLED is sent to the client. The virtual terminal is NOT installed.

**User Response:** See the *CICS Family: Communicating from CICS/ESA and CICS/VSE* manual and check the list of the client codepage values then reconfigure the workstation locale or correct the virtual terminal TYPETERM definition.

**Destination:** CSCC

**Module:** DFHZCT1

**DFH3206E** *date time applid* **Transaction CTIN–virtual terminal termid VTAM netname netname. The client's terminal install limit has been exceeded.**

**Explanation:** A CTIN install request has been received from a CICS client as a result of a CICS\_EpiAddTerminal function or terminal emulator operation. However the CICS client whose VTAM netname is *netname* already has 512 virtual terminals.

*termid* is the name that would have been given to the new virtual terminal. If the CICS client did not supply the name it is blank.

**System Action:** The request to install the virtual terminal is rejected. A response code of DISASTER and a reason code of

INVALIDREQUEST is sent to the client.

**User Response:** Check why the CICS client has sent so many CTIN installs without corresponding CTIN uninstall functions.

To correct the problem the CICS client must send a CTIN uninstall for each virtual terminal that needs to be deleted.

**Destination:** CSCC

**Module:** DFHZCT1

**DFH3207E** *date time applid* **Transaction CTIN–VTAM netname netname. The request has failed because CCIN has not been run.**

**Explanation:** A CTIN install request has been received from a CICS client as a result of a CICS\_EpiAddTerminal function or terminal emulator operation. However there was no previous CCIN install request for the CICS client with the VTAM netname of *netname*. CCIN must always run before CTIN.

This may have been caused by a CICS restart.

*netname* is the VTAM netname of the CICS client.

**System Action:** The CTIN transaction abnormally terminates with abend code AZAI.

**User Response:** The CICS client must carry out CCIN uninstall/install before the next CTIN install.

**Destination:** CSCC

**Module:** DFHZCT1

**DFH3208E** *date time applid* **Transaction CTIN–virtual terminal termid VTAM netname netname. Model modelid cannot be found.**

**Explanation:** A CTIN install request has been received from a CICS client as a result of a CICS\_EpiAddTerminal function or terminal emulator operation. However CICS was unable to find the model *modelid* which was specified in the CICS\_EpiAddTerminal DEVTYPE parameter or terminal emulator ModelId parameter.

*netname* is the VTAM netname of the CICS client.

**System Action:** The request to install the virtual terminal is rejected. A response code of ERROR and a reason code of UNKNOWNMODEL is sent to the client.

**User Response:** Either correct the DevType in the CICS\_EpiAddTerminal function or terminal emulator parameter or install a model of this name using RDO to define the autoinstall model with the RDO TERMINAL and TYPETERM definitions.

**Destination:** CSCC

**Module:** DFHZCT1

**DFH3209E** *date time applid* **Transaction CTIN–VTAM netname netname. CICS cannot supply a terminal name because all available names are in use.**

**Explanation:** A CTIN install request has been received from a CICS client as a result of a CICS\_EpiAddTerminal function or terminal emulator operation. The parameter list did not supply a NetName indicating that CICS should supply the name. However there are only 46,656 possible names available for CICS generated names and they are all currently in use.

*netname* is the VTAM netname of the CICS client.

**System Action:** The request to install the virtual terminal is rejected. A response code of ERROR and a reason code of INSTALLCANCELLED is sent to the client.

**User Response:** As CICS clients issue CTIN uninstalls for autoinstalled virtual terminals these termids will be freed.

It is possible that some of the CICS clients were switched off leaving autoinstalled virtual terminals around. When these are switched back on again they should issue CCIN install which will free the virtual terminals if they are not in use.

**Destination:** CSCC

**Module:** DFHZCT1

**DFH3210E** *date time applid* **Transaction CTIN–virtual terminal termid VTAM netname netname. CICS cannot attach the CITS transaction.**

**Explanation:** A CTIN install request has been received from a CICS client as a result of a CICS\_EpiAddTerminal function or terminal emulator operation. As part of the installation process the CITS transaction is called to create a virtual terminal *termid*. However CICS was unable to attach the CITS transaction.

*netname* is the VTAM netname of the CICS client.

**System Action:** Trace entry with ID X'E9' and value X'25' is written.

The request to install the virtual terminal is rejected. A response code of ERROR and a reason code of INSTALLCANCELLED is sent to the client.

**User Response:** Check that the CITS transaction and the DFHZATS program are defined correctly as specified in the DFHSPI IBM supplied group and are installed.

**Destination:** CSCC

**Module:** DFHZCT1

**DFH3211E** *date time applid* **Transaction CTIN–virtual terminal termid VTAM netname netname. The NetName parameter starts with an invalid character.**

**Explanation:** A CTIN install request has been received from a CICS client as a result of a CICS\_EpiAddTerminal function or terminal emulator operation. The NetName parameter *termid* starts with a character that conflicts with CICS standards.

*netname* is the VTAM netname of the CICS client.

**System Action:** The request to install the virtual terminal is rejected. A response code of DISASTER and a reason code of INVALIDREQUEST is sent to the client.

**User Response:** Change the NetName to start with a different character. It cannot start with \*,-,<,>,+,{,} or blank. If the NetName was specified correctly, check the input to the CTIN transaction.

**Destination:** CSCC

**Module:** DFHZCT1

**DFH3212E** *date time applid* **Transaction CTIN–virtual terminal termid VTAM netnamenetname. The transaction has timed out waiting for CITS to run.**

**Explanation:** A CTIN install request has been received from a CICS client as a result of a CICS\_EpiAddTerminal function or terminal emulator operation. As part of the installation process the CITS transaction is called to create virtual terminal *termid*. However the CTIN transaction has waited for one minute for the CITS transaction to run.

*netname* is the VTAM netname of the CICS client.

**System Action:** Trace entry with ID X'E9' and value X'27' is written.

The request to install the virtual terminal is rejected. A response code of ERROR and a reason code of



## DFH3213E • DFH3218E

INSTALLCANCELLED is sent to the client.

**User Response:** Investigate why the CITS transaction was unable to start or was hanging.

You may need to increase MAXTASK or the CITS TCLASS allocation.

**Destination:** CSCC

**Module:** DFHZCT1

---

**DFH3213E** *date time applid* Transaction CTIN-virtual terminal *termid* VTAM netname *netname*. CICS cannot attach the CDTS transaction.

**Explanation:** A CTIN uninstall request has been received from a CICS client as a result of a CICS\_EpiAddTerminal function or terminal emulator operation. As part of the delete process the CDTS transaction is called to delete virtual terminal *termid*. However CICS was unable to attach the CDTS transaction.

*netname* is the VTAM netname of the CICS client.

**System Action:** Trace entry with ID X'E9' and value X'28' is written.

The attempt to delete the virtual terminal is rejected.

**User Response:** Check to see if the CDTS transaction and the DFHZATS program are defined correctly as specified in IBM supplied group DFHSPI and that they are installed.

**Destination:** CSCC

**Module:** DFHZCT1

---

**DFH3214E** *date time applid* Transaction CTIN-virtual terminal *termid* VTAM netname *netname*. The CTIN transaction has timed out waiting for CDTS to run.

**Explanation:** A CTIN uninstall request has been received from a CICS client as a result of a CICS\_EpiDelTerminal function or terminal emulator operation. As part of the installation process the CDTS transaction is called to delete virtual terminal *termid*. However the CTIN transaction has waited for the CDTS transaction for one minute and so ends with this message.

*netname* is the VTAM netname of the CICS client.

**System Action:** Trace entry with ID X'E9' and value X'29' is written.

The CDTS attempt to delete the virtual terminal continues and will occur when the CDTS transaction starts or is 'unsuspended'.

**User Response:** Check to see why the CDTS transaction was unable to start or was hanging.

You may need to increase MAXTASK or the CDTS TCLASS allocation.

**Destination:** CSCC

**Module:** DFHZCT1

---

**DFH3215E** *date time applid* Transaction CTIN-virtual terminal *termid* VTAM netname *netname*. The terminal is in use by another transaction.

**Explanation:** A CTIN install request has been received from a CICS client as a result of a CICS\_EpiAddTerminal function or terminal emulator operation. However the virtual terminal *termid* is in use, that is the surrogate TCTTE indicates that a transaction is still running against this terminal.

*netname* is the VTAM netname of the CICS client.

**System Action:** Trace entry with ID X'E9' and value X'2E' is written.

The request to install the virtual terminal is rejected. A response code of ERROR and a reason code of ALREADYINSTALLED is sent to the client.

**User Response:** Investigate why a transaction is still running for the virtual terminal.

**Destination:** CSCC

**Module:** DFHZCT1

---

**DFH3216E** *date time applid* Transaction CTIN-virtual terminal *termid* VTAM netname *netname*. CICS cannot find the terminal.

**Explanation:** A CTIN install request has been received from a CICS client as a result of a CICS\_EpiAddTerminal function or terminal emulator operation. CTIN specified that a predefined virtual terminal *termid* should be used, but CICS cannot find it and no ModelId was provided (DevType) so an autoinstall was not attempted.

*netname* is the VTAM netname of the CICS client.

**System Action:** The request to install the virtual terminal is rejected. A response code of ERROR and a reason code of UNKNOWNTERMINAL is sent to the client.

**User Response:** Ensure that there is an installed predefined terminal for *termid* that has a remote system parameter (REMOTESYSTEM) specifying the name of this CICS clients connection and that the VTAM NETNAMES match. Then install the definition with the correct parameters.

**Destination:** CSCC

**Module:** DFHZCT1

---

**DFH3217E** *date time applid* Transaction CTIN-VTAM netname *netname*. The specified function is not valid.

**Explanation:** A CTIN request has been received from a CICS client with a VTAM netname of *netname*. However the function specified was not install or uninstall.

**System Action:** Trace entry with ID X'E9' and value X'34' is written.

The CTIN transaction abnormally terminates with abend code AZAI.

**User Response:** Determine where the request originated.

Ensure that the input has not been corrupted. You need further assistance from IBM to resolve this problem. See Part 4 of the *CICS Problem Determination Guide* for guidance on how to proceed.

**Destination:** CSCC

**Module:** DFHZCT1

---

**DFH3218E** *date time applid* Transaction CTIN-virtual terminal *termid* VTAM netname *netname*. A resource with the same name as the terminal is already installed.

**Explanation:** A CTIN install request has been received from a CICS client as a result of a CICS\_EpiAddTerminal function or terminal emulator operation. CTIN specified that a virtual terminal *termid* should be autoinstalled. However another resource was installed with the same name after the CTIN transaction had ensured that the name was free.

*netname* is the VTAM netname of the CICS client.

**System Action:** Trace entry with ID X'E9' and value X'26' is written.

The request to install the virtual terminal is rejected. A response code of ERROR and a reason code of ALREADYINSTALLED is sent to the client.

**User Response:** Investigate where the duplicate resource came from. It is possible that the terminal/APPC autoinstall user program created the name dynamically. If netname was specified in the CTIN parameters, ensure that the CICS client names do not conflict with existing CICS terminal or connection names.

**Destination:** CSCC

**Module:** DFHZCT1

**DFH3219E** *date time applid* **Transaction CTIN-virtual terminal termid VTAM netname netname. The terminal is already in use.**

**Explanation:** A CTIN install request has been received from a CICS client as a result of a CICS\_EpiAddTerminal function or terminal emulator operation. CTIN supplied a NetName *termid* but CICS found a resource with the same name which is either an existing virtual terminal for this client, an existing virtual terminal for another client or another CICS terminal or connection resource.

*netname* is the VTAM netname of the CICS client.

**System Action:** The request to install the virtual terminal is rejected. A response code of ERROR and a reason code of ALREADYINSTALLED is sent to the client.

**User Response:** Investigate where the duplicate resource came from. It is possible that the terminal/APPC autoinstall user program created the name dynamically and that the CICS client used a name that clashes with the user program.

It is also possible that a client created the virtual terminal and then tried to reuse it without an intervening uninstall, via CCIN or CTIN.

**Destination:** CSCC

**Module:** DFHZCT1

**DFH3220E** *date time applid* **Transaction CTIN-virtual terminal termid VTAM netname netname. The terminal has already been installed.**

**Explanation:** A CTIN install request has been received from a CICS client as a result of a CICS\_EpiAddTerminal function or terminal emulator operation. CTIN specified that the virtual terminal *termid* should be autoinstalled. However, the virtual terminal was already installed.

*netname* is the VTAM netname of the CICS client.

**System Action:** The request to install the virtual terminal is rejected. A response code of ERROR and a reason code of ALREADYINSTALLED is sent to the client.

**User Response:** The CICS client should issue CTIN uninstall before any attempt to issue another CTIN install for the same netname.

**Destination:** CSCC

**Module:** DFHZCT1

**DFH3221E** *date time applid* **Transaction CTIN-virtual terminal termid VTAM netname netname. The name specified is already in use by another CICS resource.**

**Explanation:** A CTIN install request has been received from a CICS client as a result of a CICS\_EpiAddTerminal function or terminal emulator operation. CTIN specified that the virtual terminal *termid* should be autoinstalled. However, the name specified is already in use by another CICS resource.

*netname* is the VTAM netname of the CICS client.

**System Action:** The request to install the virtual terminal is rejected. A response code of ERROR and a reason code of ALREADYINSTALLED is sent to the client.

**User Response:** Investigate where the duplicate resource came from. It is possible that the terminal/APPC autoinstall user program created the name dynamically.

If NetName was specified on the CTIN install ensure that netname does not conflict with other CICS resources.

**Destination:** CSCC

**Module:** DFHZCT1

**DFH3222E** *date time applid* **Transaction CTIN-virtual terminal termid VTAM netname netname. The CITS task has been terminated abnormally.**

**Explanation:** A CTIN install request has been received from a CICS client as a result of a CICS\_EpiAddTerminal function or terminal emulator operation. CICS attempted to autoinstall the virtual terminal *termid*. However, the CITS task which was attached to install the virtual terminal, abended.

If this abend was an AZVE, this is because a resource already exists with that name. However, this only occurs if the duplicate resource was added after this CTIN transaction started and checked for any duplicate.

*netname* is the VTAM netname of the CICS client.

**System Action:** Trace entry with ID X'E9' and value X'30' is written.

The request to install the virtual terminal is rejected. A response code of ERROR and a reason code of INSTALLCANCELLED is sent to the client.

**User Response:** Investigate where the duplicate resource came from. It is possible that the terminal/APPC autoinstall user program created the name dynamically.

If NetName was specified on the CTIN install, ensure that the names do not conflict.

For any other abend, see the description of the abend code for further guidance.

**Destination:** CSCC

**Module:** DFHZCT1

**DFH3223E** *date time applid* **Transaction CTIN-virtual terminal termid VTAM netname netname. The surrogate TCTTE is in use and cannot be deleted.**

**Explanation:** A CTIN uninstall request has been received from a CICS client as a result of a CICS\_EpiDelTerminal function or terminal emulator operation. However, the surrogate TCTTE attached to the virtual terminal is still in use and cannot be deleted.

*netname* is the VTAM netname of the CICS client.

**System Action:** Trace entry with ID X'E9' and value X'2F' is written.

The attempt to delete the virtual terminal is rejected.

**User Response:** Either wait for the transaction to finish or PURGE the transaction. Once the transaction has ended the virtual terminal will be deleted when the client issues CCIN install or uninstall.

**Destination:** CSCC

**Module:** DFHZCT1

---

**DFH3224E**     *date time applid* **Transaction CTIN–virtual terminal *termid* VTAM *netname netname*. The terminal specified for deletion cannot be found.**

**Explanation:** A CTIN uninstall request has been received from a CICS client as a result of a CICS\_EpiDelTerminal function or terminal emulator operation. However the virtual terminal *termid* does not exist as a remote terminal for this CICS client.

*netname* is the VTAM netname of the CICS client.

**System Action:** The attempt to delete the virtual terminal is rejected.

**User Response:** Determine why a CICS client requested that a non-existent virtual terminal be deleted.

If the CTIN uninstall was issued correctly and the virtual terminal should exist, examine the CICS log for DFH32xx messages referring to this terminal.

**Destination:** CSCC

**Module:** DFHZCT1

---

**DFH3225E**     *date time applid* **Transaction CTIN–VTAM *netname netname*. The terminal cannot be deleted because the NetName parameter is missing.**

**Explanation:** A CTIN uninstall request has been received from a CICS client as a result of a CICS\_EpiDelTerminal function or terminal emulator operation. However the NetName parameter, defining which virtual terminal is to be deleted, is missing.

*netname* is the VTAM netname of the CICS client.

**System Action:** Trace entry with ID X'E9' and value X'37' is written.

The attempt to delete the virtual terminal is rejected.

**User Response:** Examine the input to CTIN. You need further assistance from IBM to resolve this problem. See Part 4 of the *CICS Problem Determination Guide* for guidance on how to proceed.

**Destination:** CSCC

**Module:** DFHZCT1

---

**DFH3226E**     *date time applid* **Transaction CTIN–virtual terminal *termid* VTAM *netname netname*. CICS cannot access the builder parameter list.**

**Explanation:** A CTIN install request has been received from a CICS client as a result of a CICS\_EpiAddTerminal function or terminal emulator operation. CICS is attempting to extract the details from the virtual terminal that has just been created and return them back to the CICS client. However the attempt to extract the details in the form of a builder parameter set (BPS) failed.

*netname* is the VTAM netname of the CICS client.

**System Action:** Trace entry with ID X'E9' and value X'31' is written.

The request to install the virtual terminal is rejected. A response code of ERROR and a reason code of INSTALLCANCELLED is sent to the client.

**User Response:** You need further assistance from IBM to resolve this problem. See Part 4 of the *CICS Problem Determination Guide* for guidance on how to proceed.

**Destination:** CSCC

**Module:** DFHZCT1

---

**DFH3227E**     *date time applid* **Transaction CTIN–VTAM *netname netname*. The client data is longer than expected.**

**Explanation:** A CTIN install request has been received from a CICS client as a result of a CICS\_EpiAddTerminal function or terminal emulator operation. However the data received was longer than expected.

*netname* is the VTAM netname of the CICS client.

**System Action:** Trace entry with ID X'E9' and value X'2D' is written.

The CTIN transaction abnormally terminates with abend code AZAI.

**User Response:** Examine the data sent to CICS from the CICS client. You need further assistance from IBM to resolve this problem. See Part 4 of the *CICS Problem Determination Guide* for guidance on how to proceed.

**Destination:** CSCC

**Module:** DFHZCT1

---

**DFH3228E**     *date time applid* **Transaction CTIN–VTAM *netname netname*. The client header data contains an invalid group.**

**Explanation:** A CTIN install request has been received from a CICS client as a result of a CICS\_EpiAddTerminal function or terminal emulator operation. However the header contains an invalid group.

*netname* is the VTAM netname of the CICS client.

**System Action:** Trace entry with ID X'E9' and value X'24' is written.

The CTIN transaction abnormally terminates with abend code AZAI.

**User Response:** Examine the data sent to CICS from the CICS client. You need further assistance from IBM to resolve this problem. See Part 4 of the *CICS Problem Determination Guide* for guidance on how to proceed.

**Destination:** CSCC

**Module:** DFHZCT1

---

**DFH3229E**     *date time applid* **Transaction CTIN–VTAM *netname netname*. CICS has received invalid data from the client.**

**Explanation:** A CTIN install request has been received from a CICS client as a result of a CICS\_EpiAddTerminal function or terminal emulator operation. CICS attempted to parse this data but found a discrepancy between the number of parameters, the length of the parameters and the length of the data received.

*netname* is the VTAM netname of the CICS client.

**System Action:** Trace entry with ID X'E9' and value X'33' is written.

The CTIN transaction abnormally terminates with abend code AZAI.

**User Response:** Examine the data sent to CICS from the CICS client. You need further assistance from IBM to resolve this problem. See Part 4 of the *CICS Problem Determination Guide* for guidance on how to proceed.

**Destination:** CSCC

**Module:** DFHZCT1

---

---

**DFH3230E** *date time applid* **Transaction CTIN-VTAM netname netname. CICS has received a client request on an unsupported sync level.**

**Explanation:** A CTIN request has been received on a conversation which is not at synchronization level 0 or 1.

*netname* is the VTAM netname of the CICS client.

**System Action:** Trace entry with ID X'E9' and value X'2B' is written.

The CTIN transaction abnormally terminates with abend code AZAI.

**User Response:** Ensure that the CICS client converses at sync level 0 or 1.

**Destination:** CSCC

**Module:** DFHZCT1

---

**DFH3231E** *date time applid* **Transaction CTIN-VTAM netname netname. The client header data contains an invalid version number.**

**Explanation:** A CTIN install request has been received from a CICS client as a result of a CICS\_EpiAddTerminal function or terminal emulator operation. However there is an invalid version number in the header.

*netname* is the VTAM netname of the CICS client.

**System Action:** Trace entry with ID X'E9' and value X'36' is written.

The CTIN transaction abnormally terminates with abend code AZAI.

**User Response:** Since the version used in the CICS client must match with the version used by the server, one or the other is at the wrong level and should be changed. You need further assistance from IBM to resolve this problem. See Part 4 of the *CICS Problem Determination Guide* for guidance on how to proceed.

**Destination:** CSCC

**Module:** DFHZCT1

---

**DFH3240E** *date time applid* **Transaction CCIN-VTAM netname netname. CICS has received a client request on an unsupported sync level.**

**Explanation:** A CCIN request has been received on a conversation which is not at synchronization level 0 or 1.

*netname* is the VTAM netname of the CICS client.

**System Action:** Trace entry with ID X'E9' and value X'03' is written.

The CCIN transaction abnormally terminates with abend code AZAF.

**User Response:** Ensure that the CICS client converses at sync level 0 or 1.

**Destination:** CSCC

**Module:** DFHZCN1

---

**DFH3241E** *date time applid* **Transaction CCIN-VTAM netname netname. The client data is longer than expected.**

**Explanation:** A CCIN install request has been received from a CICS client. However the data received was longer than expected.

*netname* is the VTAM netname of the CICS client.

**System Action:** Trace entry with ID X'E9' and value X'04' is written.

The CCIN transaction abnormally terminates with abend code AZAF.

**User Response:** Examine the data sent to CICS from the CICS client. You need further assistance from IBM to resolve this problem. See Part 4 of the *CICS Problem Determination Guide* for guidance on how to proceed.

**Destination:** CSCC

**Module:** DFHZCN1

---

**DFH3242E** *date time applid* **Transaction CCIN-VTAM netname netname. The client header data contains an invalid group.**

**Explanation:** A CCIN request has been received from a CICS client. However there is an invalid group in the header.

*netname* is the VTAM netname of the CICS client.

**System Action:** Trace entry with ID X'E9' and value X'0D' is written.

The CCIN transaction abnormally terminates with abend code AZAF.

**User Response:** Examine the data sent to CICS from the CICS client.

**Destination:** CSCC

**Module:** DFHZCN1

---

**DFH3243E** *date time applid* **Transaction CCIN-VTAM netname netname. The client header data contains an invalid version number.**

**Explanation:** A CCIN install request has been received from a CICS client. However the header contains an invalid version value.

Either the CICS client is setting up the CCIN header incorrectly or a new version of the CICS client software is being used which is not supported on CICS/VSE 2.3. *netname* is the VTAM netname of the CICS client.

**System Action:** Trace entry with ID X'E9' and value X'0B' is written.

The CCIN transaction abnormally terminates with abend code AZAF.

**User Response:** Since the version used in the CICS client must match with the version used by the server, one or the other is at the wrong level and should be changed. You need further assistance from IBM to resolve this problem. See Part 4 of the *CICS Problem Determination Guide* for guidance on how to proceed.

**Destination:** CSCC

**Module:** DFHZCN1

---

**DFH3244E** *date time applid* **Transaction CCIN-VTAM netname netname. The client header data contains an invalid function.**

**Explanation:** A CCIN request has been received from a CICS client. However there is an invalid function in the header.

*netname* is the VTAM netname of the CICS client.

**System Action:** Trace entry with ID X'E9' and value X'02' is written. The CCIN transaction abnormally terminates with abend code AZAF.

**User Response:** Investigate why the CICS client has sent an unknown function call to CCIN. You need further assistance from IBM to resolve this problem. See Part 4 of the *CICS Problem Determination Guide* for guidance on how to proceed.

**Destination:** CSCC

**Module:** DFHZCN1



---

**DFH3245E** *date time applid* **Transaction CCIN–VTAM netname *netname*. The capabilities parameter has not been specified.**

**Explanation:** A CCIN transaction has been run from a CICS client. One of the parameters which must be supplied is the CAPABILITIES parameter which specifies the capabilities the CICS client can support. This parameter is missing.

*netname* is the VTAM netname of the CICS client.

**System Action:** The request to install a CICS client is rejected. A response code of DISASTER and a reason code of INVALIDREQUEST is sent to the client.

**User Response:** You need further assistance from IBM to resolve this problem. See Part 4 of the *CICS Problem Determination Guide* for guidance on how to proceed.

**Destination:** CSCC

**Module:** DFHZCN1

---

**DFH3246** *date time applid* **Transaction CCIN–virtual terminal *termid* VTAM netname *netname*. CICS cannot attach the CDTS transaction.**

**Explanation:** A CCIN request has been received from a CICS client. As part of the processing, the CDTS transaction was called to delete virtual terminal *termid*. However CICS was unable to attach the CDTS transaction.

*netname* is the VTAM netname of the CICS client.

**System Action:** The attempt to delete the virtual terminal fails. If this is a CCIN install request, the install continues.

**User Response:** Ensure that the CDTS transaction and the DFHZATS program are defined correctly as specified in IBM supplied group DFHSP1 and that they are installed.

**Destination:** CSCC

**Module:** DFHZCN2

---

**DFH3247** *date time applid* **Transaction CCIN–virtual terminal *termid* VTAM netname *netname*. The CCIN transaction has timed out waiting for CDTS to run.**

**Explanation:** A CCIN request has been received from a CICS client. As part of the processing, the CDTS transaction is called to delete virtual terminal *termid*. However the CCIN transaction has waited for the CDTS transaction for one minute and has timed out.

*netname* is the VTAM netname of the CICS client.

**System Action:** The CDTS attempt to delete the virtual terminal continues and occurs when the CDTS transaction starts or is 'unsuspended'.

If this is a CCIN install request, the install continues.

**User Response:** Check to see why the CDTS transaction was unable to start or was hanging.

---

## DFH33xx (DFHFEP) Messages

---

**DFH3301I** TRANSACTION COMPLETE

**Explanation:** The field engineering program (DFHFEP), which was called by the field engineering transaction (CSFE), has completed.

**System Action:** None.

**User Response:** None.

**Destination:** Terminal end user

**Module:** DFHFEP

You may need to increase MAXTASK or the CITS TCLASS allocation.

**Destination:** CSCC

**Module:** DFHZCN2

---

**DFH3248E** *date time applid* **Transaction CCIN–virtual terminal *termid* VTAM netname *netname*. The surrogate TCTTE is in use and cannot be deleted.**

**Explanation:** A CCIN request has been received from a CICS client. There should not be any virtual terminals installed, however, one or more were located. The surrogate TCTTE attached to the virtual terminal is still in use and cannot be deleted. If this was caused by an immediate shut down of the client the transaction abend might not have completed before CICS attempted to delete the client.

*netname* is the VTAM netname of the CICS client.

**System Action:** Trace entry with ID X'E9' and value X'1C' is written.

The attempt to delete the virtual terminal is rejected.

If this is a CCIN install request, the install continues.

**User Response:** Determine why the virtual terminal was installed when CCIN was run.

Either wait for the transaction to finish or PURGE the transaction. Once the transaction completes the virtual terminal will be deleted at the next CCIN install/uninstall.

**Destination:** CSCC

**Module:** DFHZCN2

---

**DFH3249E** *date time applid* **Transaction CCIN–VTAM netname *netname*. CICS has received invalid data from the client.**

**Explanation:** A CCIN install request has been received from a CICS client. CICS attempted to parse this data but found a discrepancy between the number of parameters, the length of the parameters, and the length of the data received.

*netname* is the VTAM netname of the CICS client.

**System Action:** Trace entry with ID X'E9' and value X'0E' is written.

The CCIN transaction abnormally terminates with abend code AZAF.

**User Response:** Examine the data sent to CICS from the CICS client. You need further assistance from IBM to resolve this problem. See Part 4 of the *CICS Problem Determination Guide* for guidance on how to proceed.

**Destination:** CSCC

**Module:** DFHZCN1

---



---

**DFH3302I** INVALID DEBUG REQUEST

**Explanation:** The field engineering program (DFHFEP), which was called by the field engineering transaction (CSFE), found an error in the syntax of the debug request or found that the specified PCT option was invalid.

**System Action:** The task ends.

**User Response:** Reenter the request.

**Destination:** Terminal end user

**Module:** DFHFEP

---

**DFH3303I    INVALID TRACE OPTION**

**Explanation:** The field engineering program (DFHFEP), which was called by the field engineering transaction (CSFE), found an error in the syntax of a trace request (USERTRACE=ON/OFF, FETRACE=ON/OFF, SYSTRACE=ON/OFF, or ZCPTRACE=ON/OFF).

**System Action:** The task ends.

**User Response:** Reenter the request.

**Destination:** Terminal end user

**Module:** DFHFEP

---

**DFH3304    ENTER PRINT FOR CHARACTER SET.  
ENTER END TO TERMINATE. ALL OTHER  
DATA WILL BE ECHOED**

**Explanation:** The field engineering program (DFHFEP), which was called by the field engineering transaction (CSFE), has completed.

**System Action:** The task ends.

**User Response:** None.

**Destination:** Terminal end user

**Module:** DFHFEP

---

**DFH3305    ABCDEFGHIJKLMNOPQRSTUVWXYZ  
0123456789 \$@<>%+\*()\_ -=#~|' "&,:;:?!/**

**Explanation:** The field engineering program (DFHFEP), which was called by the field engineering transaction (CSFE), has been requested to type all valid characters.

**System Action:** The task waits for the next request.

**User Response:** None.

**Destination:** Terminal end user

**Module:** DFHFEP

---

**DFH3306    SYNTAX ERROR IN REQUEST**

**Explanation:** The field engineering program (DFHFEP), which was called by the field engineering transaction (CSFE), found an error in the syntax of a request (USERTRACE=ON/OFF, FETRACE=ON/OFF, SYSTRACE=ON/OFF, or ZCPTRACE=ON/OFF, or DEBUG REQUEST). The transaction terminated without satisfying the request.

**System Action:** The task ends.

**User Response:** Correct the error and reenter the request.

**Destination:** Terminal end user

**Module:** DFHFEP

---

**DFH3307I    INVALID OPTION SPECIFIED IN REQUEST**

**Explanation:** The field engineering program (DFHFEP), which was called by the field engineering transaction (CSFE), found an error in one of the options specified in the request. Either the specified option could not be found (for example, invalid PCT name) or it was an invalid type. CSFE ends without completing the request.

**System Action:** The task ends.

**User Response:** Correct the error and reenter the request.

**Destination:** Terminal end user

**Module:** DFHFEP

---

**DFH3308I    PROGRAM DFHTRAP IS NOT AVAILABLE  
- GLOBAL TRAP NOT ACTIVATED**

**Explanation:** CICS/VSE could not find the field engineering global trap exit program, DFHTRAP, during:

1. Execution of the CICS/VSE field engineering transaction request, CSFE DEBUG,TRAP=ON, or
2. CICS/VSE initialization (TRAP=ON specified in the SIT or as a system initialization override).

**System Action:** CICS/VSE continues with the global trap not activated.

**User Response:** Ensure that DFHTRAP is defined in the processing program table and made available in the program library. **You should use the global trap exit only in consultation with an IBM support representative.**

**Destination:** Console (during initialization); terminal end user (during CSFE transaction)

**Module:** DFHFEP, DFHSIJ1

---

**DFH3309I    GLOBAL TRAP DFHTRAP IS UNUSABLE  
FOLLOWING PROGRAM CHECK IN EXIT**

**Explanation:** While executing a field engineering (FE) transaction request to activate the global trap exit (CSFE DEBUG,TRAP=ON), the FE program (DFHFEP) has found that the global trap exit program (DFHTRAP) is already active but marked unusable. This is because, when the trap was last used, a program check occurred in DFHTRAP (see message DFH1409).

**System Action:** CICS/VSE continues with the global trap still marked unusable.

**User Response:** To replace the currently active but unusable version of DFHTRAP by a new version from the CICS program library, issue the following commands in sequence:

1. CSFE DEBUG,TRAP=OFF (to deactivate the current trap)
2. CEMT SET PROGRAM(DFHTRAP) NEWCOPY (to update the trap disk address known to CICS/VSE)
3. CSFE DEBUG,TRAP=ON (to activate the new version of the trap)

**You should use the global trap exit only in consultation with an IBM support representative.**

**Destination:** Terminal end user

**Module:** DFHFEP

---

**DFH3310    {INVALID LINE ADDRESS aaa | INVALID  
CTRL ADDRESS cc | INVALID TERM  
ADDRESS termid} {ALL VALUES MUST BE  
IN RANGE 0-9 OR A-F}**

**Explanation:**

- *aaa*, *cc*, or *termid* is not a valid hexadecimal code, in which case both parts of the message are given, or
- *aaa*, *cc*, or *termid* is a valid hexadecimal code, but is not the address of a line, control unit, or terminal known to CICS/VSE, in which case only the first part of the message is given.

**System Action:** None.

**User Response:** Reenter the request with a valid line address, control unit address, or terminal address.

**Destination:** Terminal end user

**Module:** DFHFED1, DFHFED2

---

**DFH3311    INCOMPLETE VALUE ENTERED FOR  
{LINE ADDRESS | CU ADDRESS | TERM  
ADDRESS | TERMINAL ID}**

**Explanation:** An operator entered a request that required a line, control unit, terminal address, or terminal identifier. The address or identifier was missing or incomplete.

**System Action:** None.

**User Response:** Reenter the request with a valid address or identifier.

**Destination:** Terminal end user

**Module:** DFHFED1, DFHFED2

---

---

**DFH3312**      **INVALID FUNCTION ENTERED – xxxx**  
**Explanation:** A request was input with xxxx as the function. xxxx is not a valid function.  
**System Action:** None.  
**User Response:** Reenter the request with a valid function.  
**Destination:** Terminal end user  
**Module:** DFHFED1, DFHFED2

---

**DFH3313**      **TERMINAL IS {A REMOTE ENTRY|NON BTAM}**  
**Explanation:** The request input cannot be met because the terminal specified in the request is connected to a remote system, or is not a BTAM terminal.  
**System Action:** None.  
**User Response:** Continue with the next request.  
**Destination:** Terminal end user  
**Module:** DFHFED1

---

**DFH3313**      **TERMINAL CURRENTLY UNASSIGNED. USE HARDWARE ADDRESS FOR DISPLAY, STARTING WITH LINE REQUEST**  
**Explanation:** The terminal referenced by a terminal ID is currently unassigned.  
**System Action:** None.  
**User Response:** Reenter the request specifying line address, control unit address, and terminal address.  
**Destination:** Terminal end user  
**Module:** DFHFED2

---

**DFH3314**      **UNMODIFIED CSW/SENSE DATA FIELD. OVERTYPE xxxx WITH DATA**  
**Explanation:** An operator entered a request that required a channel status word or sense data. The channel status word or sense data was unmodified.  
**System Action:** None.  
**User Response:** Overtyping xxxx with a valid channel status word or valid sense data.  
**Destination:** Terminal end user  
**Module:** DFHFED2

---

**DFH3315**      **INCOMPLETE CSW/SENSE DATA ENTERED**  
**Explanation:** An operator entered a request that required a channel status word or sense data. The channel status word or sense data was missing or incomplete.  
**System Action:** None.  
**User Response:** Type in a valid channel status word or valid sense data.  
**Destination:** Terminal end user  
**Module:** DFHFED2

---

**DFH3316**      **INVALID CSW/SENSE DATA ENTERED**  
**Explanation:** The channel status word or sense data entered was invalid.  
**System Action:** None.  
**User Response:** Reenter the request with a valid channel status word or valid sense data.  
**Destination:** Terminal end user  
**Module:** DFHFED2

---



---

**DFH3317**      **INVALID SENSE DATA TYPE. ENTER "LOCAL", "REMOTE", or "CONTROL"**  
**Explanation:** The sense data type entered was invalid. Permitted values are LOCAL, REMOTE, and CONTROL.  
**System Action:** None.  
**User Response:** Enter LOCAL, REMOTE, or CONTROL.  
**Destination:** Terminal end user  
**Module:** DFHFED2

---

**DFH3318**      **KEYWORD DATA= MISSING. OVERTYPE xxxx WITH DATA**  
**Explanation:** A request was input. The keyword DATA was expected but not found.  
**System Action:** None.  
**User Response:** Overtyping xxxx with the word DATA.  
**Destination:** Terminal end user  
**Module:** DFHFED2

---

**DFH3319**      **TERMINAL ADDRESS xxxx UNASSIGNED OR NOT FOUND IN TCT**  
**Explanation:** Terminal address xxxx is unassigned or was not found in the TCT.  
**System Action:** None.  
**User Response:** Reenter the request with a valid terminal address.  
**Destination:** Terminal end user  
**Module:** DFHFED1

---

**DFH3321**      **INVALID FUNCTION FROM THIS TERMINAL TYPE**  
**Explanation:** The request was entered from a terminal that is not a 3270 display unit.  
**System Action:** The request is ignored.  
**User Response:** None.  
**Destination:** Terminal end user  
**Module:** DFHFED1

---

**DFH3322**      **TERMINAL ID *termid* NOT FOUND IN TCT**  
**Explanation:** Terminal ID *termid* is unassigned or was not found in the TCT.  
**System Action:** None.  
**User Response:** Reenter the request with a valid terminal ID.  
**Destination:** Terminal end user  
**Module:** DFHFED1, DFHFED2

---

**DFH3330**      **TEMPORARY STORAGE ERROR – xxxx. RETURN CODE=*yy* *zzzzzzzz***  
**Explanation:** An error occurred when temporary storage was being accessed. *xxxx*, *yy*, and *zzzzzzzz* give details of the error. The possible values are as follows:  
*xxxx*    GET|GETQ|PUT|PUTQ|PURGE|RELEASE  
*yy*        *zzzzzzzz*  
**01**        WRGRNBR – wrong record number  
**02**        WDATAID – wrong data ID  
**04**        IOERROR – I/O error  
**08**        NOSPACE – No space  
**20**        INVREQ – invalid request  
**yy**        RCNKNOW – not known.  
**System Action:** The task is terminated. No dump is produced.  
**User Response:** See the *CICS Problem Determination Guide* for guidance in dealing with storage problems.  
**Destination:** Terminal end user

---

Module: DFHFED1, DFHFED2

---

**DFH3331 ERROR DURING TCTTE LOCATE xxxx.  
RETURN CODE=yy zzzzzzzz**

**Explanation:** An error occurred when the TCTTE was being accessed. xxxx, yy, and zzzzzzzz give details of the error. The possible values are as follows:

xxxx NEXT | FIRST | NOT KNOWN

yy zzzzzzzz

F0 LENTRY – last entry  
 F1 INVREQ – invalid request  
 F2 INVID – invalid ID  
 F3 INVADDR – invalid address  
 F4 INLOGDC – invalid logical device code  
 F5 ATIREQ – ATI request on non-ATI terminal  
 F6 RESPROB – resource problem  
 F7 INVPGRN – invalid program name  
 yy NOTKNOW – not known

**System Action:** The task is terminated. No dump is produced.

**User Response:** Inform your system programmer.

**Destination:** Terminal end user

**Module:** DFHFED1, DFHFED2

---

**DFH3340 FERS IS NOT ACTIVE**

**Explanation:** The request cannot be met because there is no temporary storage available, or FERS=NO has been specified in the system initialization table (SIT).

**System Action:** The request is ignored.

**User Response:** Inform the system programmer.

**Destination:** Terminal end user

**Module:** DFHFED1

---

**DFH3341 REORGANIZATION OF FERS RECORDS IS  
IN PROGRESS. PLEASE TRY LATER**

**Explanation:** The request cannot be met because FERS records are being reorganized.

**System Action:** None.

**User Response:** Try again later.

**Destination:** Terminal end user

**Module:** DFHFED1

---

**DFH3342 CONTROL UNIT NOT FOUND ON THIS  
LINE**

**Explanation:** The request specified a control unit that is not on the line associated with the request.

**System Action:** None.

**User Response:** Reenter the request with a valid line address/control unit combination.

**Destination:** Terminal end user

**Module:** DFHFED1

---

**DFH3343 'FERS' ERROR RECORDS COLD STARTED**

**Explanation:** Informatory message indicating that FERS records are being cold-started.

**System Action:** None.

**User Response:** None.

**Destination:** Console

**Module:** DFHFERR

---

**DFH3344 'FERS' REORGANIZATION IN PROGRESS**

**Explanation:** Informatory message indicating that FERS reorganization is in progress.

**System Action:** Any requests entered before message DFH3345 is issued will be rejected with message DFH3341.

**User Response:** None.

**Destination:** Console

**Module:** DFHFERR

---

**DFH3345 'FERS' REORGANIZATION COMPLETE**

**Explanation:** Informatory message indicating that the reorganization of FERS records reported by message DFH3344 is complete.

**System Action:** None.

**User Response:** None.

**Destination:** Console

**Module:** DFHFERR

---

**DFH3346 INVALID FUNCTION SPECIFIED  
OVERTYPE ? TO SELECT FUNCTION (?)  
LOCAL (?) REMOTE**

**Explanation:** The function requested was invalid.

**System Action:** The transaction awaits a reply.

**User Response:** Select LOCAL or REMOTE by overtyping the question mark with any character.

**Destination:** Terminal end user

**Module:** DFHFETX



## DFH34xx (DFHZNAC) Messages

Messages that are generated because system or user sense data has been received, are followed by 'SENSE RECEIVED *xyyy zzzz*' where *xx* is the VTAM system sense information byte, *yy* is the VTAM system sense modifier byte, and *zzzz* represents 2 bytes of user sense information.

Values for *xx*, *yy*, and *zzzz* are hexadecimal. *xx* has the following values:

08	Request reject
10	Request error
20	State error
40	Request header (RH) usage error
80	Path error.

For the meaning of *yy*, see the *Systems Network Architecture Reference Summary* manual.

---

### DFH3400I *termid tranid time* CHAIN EXCEEDS MAX CHAIN SIZE

**Explanation:** If chain assembly has been specified in the TCTTE, the chain being assembled does not fit into the TIOA for a maximum chain. The remaining space in the TIOA for a maximum chain is smaller than the maximum RUSIZE.

**System Action:** If a task is attached, it is abnormally terminated with a transaction dump.

**User Response:** Ensure that the maximum chain size generated by the TCT macro with TIOAL (value 2) keyword is large enough for the maximum chain expected.

**Destination:** CSMT

**Module:** DFHZRVS

---

### DFH3401I *termid tranid time* RESOURCE NOW AVAILABLE – SENSE RECEIVED *xyyy zzzz*

**Explanation:** A resource of the logical unit (LU) is now available after being temporarily unavailable or requiring intervention. *xyyy* and *zzzz* are VTAM and user sense codes.

**System Action:** Any outstanding read or write operation is retried.

**User Response:** No response usually needed. For the meaning of the sense codes, see above, under "DFH34xx (DFHZNAC) Messages"

**Destination:** CSMT

**Module:** DFHZNAC

---

### DFH3402I *termid tranid time* INVALID READ WITH OUTBOUND CHAIN CONTROL

**Explanation:** A DFHTC TYPE=READ request is being processed, although the previously-issued DFHTC TYPE=WRITE request did not complete a chain.

**System Action:** All outstanding receive requests are purged. If a task is attached, it is abnormally terminated with a transaction dump.

**User Response:** Correct the application program.

**Destination:** CSMT

**Module:** DFHZRVS

---

### DFH3403I *termid tranid time* FAILED TO GET INTO SEND MODE

**Explanation:** CICS/VSE could not break the inbound data flow in order to send a message to the logical unit.

**System Action:** All send and receive requests are purged. If a task is attached, it is abnormally terminated with a transaction dump. An inbound chain is purged if any part of it was being

processed at the time the error occurred.

**User Response:** Determine from the VTAM trace whether this error might be caused by a hardware problem or not. If not, rerun the program.

**Destination:** CSMT

**Module:** DFHZTAX

---

### DFH3404I *termid tranid time* BIND PARAMETERS TOO LONG

**Explanation:** The BIND area received from the logical unit during logon is too long. BIND is a VTAM command.

**System Action:** The LOGON request is denied.

**User Response:** Correct the problem and retry.

**Destination:** CSMT

**Module:** DFHZLGX

---

### DFH3405I *termid tranid time* CATASTROPHIC BRACKET ERROR – SENSE RECEIVED *xyyy zzzz*

**Explanation:** The logical unit detected a failure of CICS/VSE to enforce bracket rules.

**System Action:** All outstanding send and receive requests are purged. If a task is attached, it is abnormally terminated with a transaction dump. The session is terminated.

**User Response:** Use the dump and a VTAM trace to determine the source of the problem. For the meaning of the sense codes, see "DFH34xx (DFHZNAC) Messages"

**Destination:** CSMT

**Module:** DFHZRAC, DFHZRVX

---

### DFH3406I *termid tranid time* PARAMETER ERROR – SENSE RECEIVED *xyyy zzzz*

**Explanation:** The request/response unit (RU) received by the logical unit (LU) contains a control function with invalid parameters.

**System Action:** All send and receive requests are purged. If a task is attached, it is abnormally terminated with a transaction dump. A portion of the TIOA is put to the master terminal log.

**User Response:** Correct the application program. For the meaning of the sense codes, see "DFH34xx (DFHZNAC) Messages"

**Destination:** CSMT

**Module:** DFHZRAC, DFHZRVX, DFHZSYX

---

**DFH3407I**     *termid tranid time* **READ COMMAND DOES NOT CARRY CHANGE DIRECTION INDICATOR – SENSE RECEIVED *xyy* *zzzz***

**Explanation:** A request for input (for example, a READBUF command) sent to a logical unit (LU) type 2 (3270 compatibility mode logical unit) must carry the SNA change direction indicator. The LU has received such a request with the indicator not set. Because the setting of the change direction indicator is completely controlled by terminal control, the occurrence of this message indicates that an internal logic error may have occurred. The error is not necessarily in terminal control, but may be in the logical unit or some other element of the network.

**System Action:** The task and the VTAM session for the logical unit are abnormally terminated.

**User Response:** Identify the request that caused the error, and locate the element of the network responsible. For the meaning of the sense codes, see “DFH34xx (DFHZNAC) Messages” on page 542

**Destination:** CSMT

**Module:** DFHZNAC

---

**DFH3408I**     *termid tranid time* **PRESENTATION SPACE INTEGRITY LOST – SENSE RECEIVED *xyy* *zzzz***

**Explanation:** The contents of data for screen presentation by a logical unit has been altered. This is usually due to operator action, for example, the 3270 SYS REQ key may have been pressed. It may also have been caused by factors other than operator action, for example, 3270 regeneration buffer failure.

**System Action:** Any outstanding requests are canceled. If a task is attached, it is abnormally terminated with a transaction dump.

**User Response:** Determine reason for failure at the remote terminal. For the meaning of the sense codes, see “DFH34xx (DFHZNAC) Messages” on page 542

**Destination:** CSMT

**Module:** DFHZNAC

---

**DFH3409I**     *termid tranid time* **RPL ACTIVE OR NOT AVAILABLE**

**Explanation:** VTAM detected that the request parameter list (RPL) was active or not specified when CICS/VSE issued a request. This condition could occur if an RPL was not allocated or if TCTERPLA was altered.

**System Action:** CICS/VSE breaks communication with the node (CLSDST), abnormally terminates any attached task, and places the node out of service.

**User Response:** Use the dump to determine if the TCTTE was altered by an application program.

**Destination:** CSMT

**Module:** DFHZNAC

---

**DFH3410I**     *termid tranid time* **INVALID INPUT WHEN LU STATUS EXPECTED**

**Explanation:** Input (other than a logical unit status message) was received after a request was rejected, with a system sense code indicating a possibly rectifiable error condition at the terminal node: for example, intervention required. The subsequent LU status message will indicate that the error situation has now been corrected, or that the request is permanently not executable.

**System Action:** If a task is attached, it is abnormally terminated with a transaction dump.

**User Response:** Conform to SNA protocol by ensuring that the next transmission is an LUSTATUS message with a system

sense for either Resource Available (0001) or Function Not Executable (081C).

**Destination:** CSMT

**Module:** DFHZRVX

---

**DFH3411I**     *termid tranid time* **RESOURCE TEMPORARILY UNAVAILABLE – SENSE RECEIVED *xyy* *zzzz***

**Explanation:** A terminal resource required to complete a request is temporarily unavailable.

**System Action:** The request is retried unless the device is one that sends an LUSTATUS message after receiving “resource temporarily unavailable”.

If “resource temporarily unavailable” notification is received, an associated VTAM message is usually issued.

**User Response:** See any associated VTAM message for further guidance.

For the meaning of the sense codes, see “DFH34xx (DFHZNAC) Messages” on page 542

**Destination:** CSMT

**Module:** DFHZNAC

---

**DFH3412I**     *termid tranid time* **INTERVENTION REQUIRED ON SECONDARY RESOURCE – SENSE RECEIVED *xyy* *zzzz***

**Explanation:** Operator action is requested for the secondary resource of a logical unit (LU). However, no such resource is immediately available. In the case of a 3270-compatible LU, this message means that the printer most likely to be available for a PRINT request has intervention required.

**System Action:** The system waits for a logical unit status message and, when this is received, takes appropriate system action.

**User Response:** Correct the problem that relates to the device. For the meaning of the sense codes, see “DFH34xx (DFHZNAC) Messages” on page 542

**Destination:** CSMT

**Module:** DFHZNAC

---

**DFH3413I**     *termid tranid time* **LOGICAL UNIT BUSY – SENSE RECEIVED *xyy* *zzzz***

**Explanation:** The logical unit has rejected a request because its resources are busy (for example, it is communicating with the system services control point (SSCP)), and thus is unable to process the request.

**System Action:** The system waits for a logical unit status message and then takes appropriate action.

**User Response:** For the meaning of the sense codes, see “DFH34xx (DFHZNAC) Messages” on page 542

**Destination:** CSMT

**Module:** DFHZNAC

---

**DFH3414I**     *termid tranid time* **REQUEST NOT EXECUTABLE. SECONDARY RESOURCE UNAVAILABLE – SENSE RECEIVED *xyy* *zzzz***

**Explanation:** The secondary resource of a logical unit is permanently unavailable to complete a request. For a 3270-compatible LU, this means that no printer was available for a PRINT request.

**System Action:** All outstanding send and receive requests are purged. If a task is attached, it is abnormally terminated with a transaction dump.

**User Response:** Determine the reason why the resource is not available at the remote terminal. For the meaning of the sense codes, see “DFH34xx (DFHZNAC) Messages” on page 542

**Destination:** CSMT  
**Module:** DFHZNAC

---

**DFH3415I** *termid tranid time* NO DATA AVAILABLE – SENSE RECEIVED *xyy zzzz*

**Explanation:** A receive request has been rejected by the logical unit because, for one of the following reasons, it has no data to send:

1. The device is not capable of input (for instance, it is a printer).
2. The logical unit is not capable of sending data at the time. For example; a requested 3790 data set is not available at the time.

**System Action:** The receive request is halted. If a task is attached, it is abnormally terminated with a transaction dump.

**User Response:** Verify that the request was issued to the correct device and that the device is capable of data transmission. For the meaning of the sense codes, see “DFH34xx (DFHZNAC) Messages” on page 542

**Destination:** CSMT  
**Module:** DFHZNAC

---

**DFH3416I** *termid tranid time* SESSION FAILURE. A CONNECTION REQUEST FOR AN INVALID NODE *nodeid* COULD NOT BE TERMINATED

**Explanation:** The requested logon was to be rejected, but the attempt to send a negative response was rejected by VTAM.

**System Action:** No further attempts are made to communicate with the invalid node.

**User Response:** Inspect the CSMT and CSTL logs for indication of a VTAM storage problem or error message. Determine whether the node was invalid. If it was valid, update the CICS/VSE TCT for that node.

**Destination:** CSMT  
**Module:** DFHZNAC

---

**DFH3417I** *termid tranid time* SESSION PROCESSING ERROR. A REQUEST FOR SYNCHRONIZATION HAS BEEN IGNORED

**Explanation:** A request for a sync point to be taken was ignored. COMMIT or ABORT has not been issued.

**System Action:** If a task is attached, it is abnormally terminated with a transaction dump.

**User Response:** To determine the cause of the problem, inspect both the CSMT and CSTL logs and the transaction.

**Destination:** CSMT  
**Module:** DFHZSDR

---

**DFH3418I** *termid tranid time* SYSTEM GENERATION ERROR. THE *nodeid* LOGON REQUEST REJECTED

**Explanation:** A logon request was rejected because the TCTTE for the ISC session had been generated with an incompatible SESTYPE.

**System Action:** The request is rejected.

**User Response:** Change the TCTTE generation to specify a secondary logical unit at one end of the connection, and a primary logical unit at the other end. A primary logical unit should have SESTYPE=SEND or FASTSEND, and a secondary logical unit should have SESTYPE=RECEIVE or FASTRECV.

**Destination:** CSMT  
**Module:** DFHZSCX, DFHZLGX

---

**DFH3419I** *termid tranid time* SESSION FAILURE. THE BIND PARAMETER FOR NODE *nodeid* IS UNACCEPTABLE

**Explanation:** A connection request was rejected because the characteristics specified for the connecting system were unacceptable.

**System Action:** The request is rejected. The bind parameter is printed on the CSMT log.

**User Response:** Determine whether the connecting system has specified its characteristics correctly. If it has not, correct the requesting system.

**Destination:** CSMT  
**Module:** DFHZSCX

---

**DFH3420I** *termid tranid time* SESSION CONNECTION ERROR. NODE *nodeid* IS OUT OF SERVICE

**Explanation:** A logon request was rejected because the TCTTE is out of service.

**System Action:** The request is rejected.

**User Response:** Place the terminal in service by using the master terminal program and reissuing the connection request.

**Destination:** CSMT  
**Module:** DFHZSCX, DFHZOPN

---

**DFH3421I** *termid tranid time* SESSION SHUTDOWN REQUEST RECEIVED. NODE *nodeid* IS RECEIVING ORDERLY SHUTDOWN

**Explanation:** A shutdown request was received for the system. An orderly termination procedure was begun.

**System Action:** Orderly termination of the session is started. Access to the remote system will be stopped after the current transaction has finished.

**User Response:** None.  
**Destination:** CSMT  
**Module:** DFHZASX

---

**DFH3422I** *termid tranid time* CONNECTION FAILURE. REQUEST REJECTED BEFORE A SESSION COULD BE STARTED. SENSE RECEIVED *xyy zzzz*

**Explanation:** An error occurred while trying to connect the two systems. The request was terminated before a session had been established.

**System Action:** The request is terminated.

**User Response:** Determine the cause of the problem by inspecting the VTAM logs. If the problem is due to a shortage of storage or another temporary error, reissue the request when the system is less heavily loaded. For the meaning of the sense codes, see “DFH34xx (DFHZNAC) Messages” on page 542

**Destination:** CSMT  
**Module:** DFHZNSP

---

**DFH3423I** *termid tranid time* SESSION FAILURE. CONNECTION BETWEEN NODES *nodeid* HAS BEEN LOST

**Explanation:** The session between the two systems has been terminated because of a system or line error.

**System Action:** The session is abnormally terminated. Any transactions are abnormally terminated.

**User Response:** Determine the cause of the problem by inspecting the VTAM logs.

**Destination:** CSMT  
**Module:** DFHZNSP

---

**DFH3424I** *termid tranid time* **SESSION FAILURE.  
SESSION TERMINATED IMMEDIATELY**

**Explanation:** Communication with a node was interrupted during a session because a session outage was detected, or because a VTAM VARY INACT command was issued.

**System Action:** The session is canceled. The session may be recovered later by VTAM. See also messages DFH2409 and DFH2410.

**User Response:** Check whether the failure was caused by an operator-issued VTAM VARY INACT. If it was not, use the sense data and any associated messages to investigate the reason for the failure.

For the meaning of the sense codes, see "DFH34xx (DFHZNAC) Messages" on page 542

**Destination:** CSMT

**Module:** DFHZNSP

---

**DFH3425I** *termid tranid time* **SESSION RECOVERY.  
RESYNCHRONIZATION FAILED.  
POSSIBLY LOGGING ERROR OR ONE  
SIDE COLD STARTED**

**Explanation:** Either one side of the intersystem link has not recovered sequence numbers, or the mismatch of sequence numbers is such that it could not have been caused solely by session failure.

**System Action:** None.

**User Response:** Check that cold start is not being used when the other system is under emergency restart. Check that the correct version of the system log is being used.

**Destination:** CSMT

**Module:** DFHZNAC

---

**DFH3426I** *termid tranid time* **RESOURCE UNKNOWN**

**Explanation:** During intersystem connection, no matching TCTTE could be found.

**System Action:** The request is terminated.

**User Response:** Ensure that the name of the requested TCTTE is correctly specified in the requesting system.

**Destination:** CSMT

**Module:** DFHZNAC

---

**DFH3427I** *termid tranid time* **INVALID PARAMETER IN  
BIND AREA**

**Explanation:** During intersystem connection, one or more parameters contained in the bind area of the request were invalid or not supported.

**System Action:** The request is terminated.

**User Response:** Determine which parameters in the bind area are incorrect, and correct them.

**Destination:** CSMT

**Module:** DFHZNAC

---

**DFH3428I** *termid tranid time* **RESYNCH ERROR –  
OTHER LOGICAL UNIT DID NOT  
RESYNCHRONIZE**

**Explanation:** CICS/VSE expected a resynchronization process to occur during the system initiation, but the logical unit (LU) did not resynchronize.

**System Action:** None.

**User Response:** Check whether this resynchronization mismatch is acceptable.

**Destination:** CSMT

**Module:** DFHZRSY, DFHZSCX

---

**DFH3429I** *termid tranid time* **RESYNCH ERROR – CICS  
DID NOT RESYNCHRONIZE, OTHER  
LOGICAL UNIT WAS EXPECTING  
RESYNCH**

**Explanation:** CICS/VSE did not go through a resynchronization process that was expected to occur by the other LU.

**System Action:** None.

**User Response:** Check whether this resynchronization mismatch is acceptable.

**Destination:** CSMT

**Module:** DFHZRSY, DFHZSYX

---

**DFH3430I** *termid tranid time* **RESYNCH ERROR –  
OUTBOUND FLOW SEQUENCE NUMBERS  
DO NOT AGREE**

**Explanation:** The CICS/VSE outbound flow sequence number does not agree with that maintained by the other LU.

**System Action:** Processing continues.

**User Response:** Check whether this resynchronization mismatch is acceptable.

**Destination:** CSMT

**Module:** DFHZRSY

---

**DFH3431I** *termid tranid time* **RESYNCH ERROR –  
INBOUND FLOW SEQUENCE NUMBERS  
DO NOT AGREE**

**Explanation:** The logical sequence number for CICS/VSE inbound flow, as used by CICS/VSE in the set-and-test-sequence-number (STSN) request or response, does not agree with the sequence number for the same flow maintained by the other LU.

**System Action:** Processing continues.

**User Response:** Check whether this resynchronization mismatch is acceptable.

**Destination:** CSMT

**Module:** DFHZRSY, DFHZSCX

---

**DFH3432I** *termid tranid time* **RESYNCH ERROR –  
UNEXPECTED CODE RECEIVED IN  
RESPONSE TO STSN**

**Explanation:** Test Positive, Test Negative, or Test Invalid was not one of the codes in the response to STSN.

**System Action:** Processing continues.

**User Response:** Check whether this resynchronization mismatch is acceptable.

**Destination:** CSMT

**Module:** DFHZRSV

---

**DFH3433I** *termid tranid time* **ERP MESSAGE RECEIVED  
AFTER RECEIVER ERP RESPONSE CODE  
RECEIVED. SENSE =sense-code  
MSG=YES|NO MSG TEXT=message**

**Explanation:** A negative response with a system sense code indicating receiver error recovery procedure (ERP) was received. The ERP message that follows this response has now been received. *sense-code* is the sense code in the type 7 FMH (function management header). If MSG=YES, *message* is the ERP message received. If MSG=NO, *message* reads NO TEXT RECEIVED.

**System Action:** The sense code in the ERP message determines the action taken by CICS/VSE.

**User Response:** Use the message details to determine the appropriate action. For the meaning of the sense code, see the



## DFH3434I • DFH3442I

Systems Network Architecture Reference Summary manual.

**Destination:** CSMT

**Module:** DFHZNAC, DFHZRLX, DFHZERH, DFHZRVX, DFHZRAC

---

### DFH3434I *termid tranid time* UNBIND RECEIVED WHILE SESSION STILL ACTIVE

**Explanation:** One side of the intersystem link (secondary) received an unbind command without normal termination protocol being observed. This means an abnormal termination of the session was performed; possibly caused by the other side of the intersystem link abnormally terminating.

**System Action:** The session is terminated.

**User Response:** Determine the cause of the termination and try to reestablish the session.

**Destination:** CSMT

**Module:** DFHZSCX

---

### DFH3435I *termid tranid time* PATH ERROR DETECTED. DEVICE CANNOT BE CONTACTED

**Explanation:** VTAM has detected that it can no longer transmit to a device because there is no access path to that device. This usually occurs because the device or 3270 has been powered off.

**System Action:** The session is terminated.

**User Response:** Determine the cause of the termination, or try to reestablish the session.

**Destination:** CSMT

**Module:** DFHZRAC, DFHZRVX

---

### DFH3436I *termid tranid time* END USER NOT AUTHORIZED

**Explanation:** A sense code has been received specifying that an unauthorized request was made to the remote node. The request was rejected.

**System Action:** The session is terminated.

**User Response:** Determine why the end user is not authorized to perform the request.

**Destination:** CSMT

**Module:** DFHZNAC

---

### DFH3437I *termid tranid time* NODE *netname* ACTION TAKEN: *action*

**Explanation:** After an error has been processed by DFHZNAC, certain actions may be taken to correct the error. The actions taken can differ from the actions set, depending on the type and state of the node at the time of the error.

**System Action:**

Action	Effect
ABRECV	Abort receive
ABSEND	Abort send
ABTASK	Abend task
CLSDST	Close session
GMM	Send 'good morning' message
OUTSRV	Place session out of service
CREATE	Allow ATI to acquire the session if needed
NOCREATE	Do not allow ATI to acquire the session
NEG RESP	Send an exception response
SIMLOGON	Generate SIMLOGON request for the session

**User Response:** This depends on what action has been taken by the system. This is indicated in the message text.

**Destination:** CSTL

**Module:** DFHZNAC

---

### DFH3438I *termid tranid time* DEVICE POWERED OFF – SENSE RECEIVED *xxyy zzzz*

**Explanation:** A request has been rejected by the logical unit because the associated device has been powered off.

**System Action:** The system waits for a logical unit status message and, when the message has been received, takes appropriate system action.

**User Response:** Correct the problem that relates to the device. For the meaning of the sense codes, see "DFH34xx (DFHZNAC) Messages" on page 542

**Destination:** CSMT

**Module:** DFHZNAC

---

### DFH3439I *termid tranid time* NEGATIVE RESPONSE RECEIVED TO SDT

**Explanation:** A negative response has been received to the SDT command.

**System Action:** None.

**User Response:** None.

**Destination:** CSMT

**Module:** DFHZNAC

---

### DFH3440I *termid tranid time* UNABLE TO SEND ERROR MESSAGE – SESSION IN FREE STATUS

**Explanation:** DFHZEMW was attempting to write a message to another node, but was unable to do so because the session was in between-bracket status. In this state, it is not possible to send the message in the normal way. The session was in free status, probably because the application program had issued a SEND command with the LAST option.

**System Action:** Processing continues.

**User Response:** Check to see why the other node sent its request EXCEPTION response mode. Change the response mode to DEFINITE if error messages are to be sent.

**Destination:** CSMT

**Module:** DFHZEMW

---

### DFH3441I ORDERLY TERMINATION OF VTAM SESSIONS REQUESTED

**Explanation:** A request for an orderly close of VTAM sessions and subsequent close of CICS/VSE VTAM ACB has been received. The request may have been initiated by the CICS/VSE master terminal command or by the VTAM network closing down.

**System Action:** All nodes are quiesced and each session is closed as it becomes inactive. When all sessions have been closed, the ACB is closed.

**User Response:** None.

**Destination:** CSMT

**Module:** DFHZNAC

---

### DFH3442I IMMEDIATE TERMINATION OF VTAM SESSIONS REQUESTED

**Explanation:** A request for an immediate close of all VTAM sessions and subsequent close of CICS/VSE VTAM ACB has been received. The request may have been initiated by the CICS/VSE master terminal command or by the VTAM network closing down.

**System Action:** All requests on a VTAM session are abnormally terminated and the session is closed; the VTAM ACB is then closed.

**User Response:** None.

**Destination:** CSMT

**Module:** DFHZNAC

---

**DFH3443I** VTAM HAS BEEN CANCELED. VTAM SESSIONS TERMINATED

**Explanation:** VTAM has been canceled by the VTAM network operator.

**System Action:** CICS/VSE will close its ACB. All transactions running on VTAM sessions will be abnormally terminated.

**User Response:** None.

**Destination:** CSMT

**Module:** DFHZNAC

---

**DFH3444** *tttt,pppp,time* UNEXPECTED CONDITION DETECTED DURING RECEIVE PROCESSING

**Explanation:** A data runaway condition has been detected while receiving data from the terminal *tttt*. The terminal may be sending data repeatedly, or there may be a network error.

**System Action:** The session is terminated, and the terminal is placed out of service. Any attached task is abended.

**User Response:** Check the terminal and the network to determine the source of the overlength data.

**Problem Determination:** CSMT

**Module:** DFHZRVS

---

**DFH3445I** *termid tranid time* STATE ERROR

**Explanation:** CICS/VSE has received a state error negative response (VTAM sense code *20yy*) for which it does not recognize the minor code *yy*.

**System Action:** All outstanding send and receive requests are purged. If a task is attached, it is abnormally terminated with a transaction dump. A VTAM CLSDST instruction is issued to terminate the session with the node.

**User Response:** Determine the reason for the error before restarting the session.

**Destination:** CSMT

**Module:** DFHZNAC

---

**DFH3446I** *termid tranid time* REQUEST ERROR

**Explanation:** CICS/VSE has received a request error negative response (VTAM sense code *10yy*) for which it does not recognize the minor code *yy*.

**System Action:** All outstanding send and receive requests are purged. If a task is attached, it is abnormally terminated with a transaction dump.

**User Response:** Determine the reason for the error.

**Destination:** CSMT

**Module:** DFHZNAC

---

**DFH3447I** *termid tranid time* REQUEST REJECT ERROR

**Explanation:** CICS/VSE has received a request reject negative response (VTAM sense code *08yy*) for which it does not recognize the minor code *yy*.

**System Action:** All outstanding send and receive requests are purged. If a task is attached, it is abnormally terminated with a transaction dump.

**User Response:** Determine the reason for the error.

**Destination:** CSMT

**Module:** DFHZNAC

---

**DFH3448I** *termid tranid time* SECURITY IDENTIFICATION ERROR

**Explanation:** CICS/VSE has received a negative response to a request to access a resource, because it was not authorized. If it was an OPNDST (BIND) request, CICS/VSE did not send the authorization sequence expected by a logical unit.

CICS/VSE does not support the security feature in the bind.

**System Action:** The logical unit is placed out of service and the session is closed.

**User Response:** CICS/VSE does not support the security feature in the bind. Modify the authorization parameters in the remote logical unit so that it does not require authorization to initiate a session.

**Destination:** CSMT

**Module:** DFHZNAC

---

**DFH3449I** *termid tranid time* LEAVING UNATTENDED MODE

**Explanation:** CICS/VSE has received a status message from a logical unit indicating that the terminal is now attended (this is the default mode of operation).

**System Action:** The mode of operation bit TCTEMOPU is reset in the TCTTE.

**User Response:** For logical units that can operate in unattended mode, the application programmer should test the mode of operation before starting a conversational sequence with the terminal operator. If the bit is on, no operator action can be expected. For command level, use the EXEC CICS ASSIGN UNATTEND (data area) command to obtain the value of TCTEMOPU.

**Destination:** CSTL

**Module:** DFHZNAC

---

**DFH3450I** *termid tranid time* ENTERING UNATTENDED MODE

**Explanation:** CICS/VSE has received a status message from a logical unit indicating that the terminal is no longer attended.

**System Action:** The mode of operation bit TCTEMOPU is set in the TCTTE.

**User Response:** For logical units that can operate in unattended mode, the application programmer should test the mode of operation before starting a conversational sequence with the terminal operator. If the bit is on, no operator action can be expected. For command level, use the EXEC CICS ASSIGN UNATTEND (data area) command to obtain the value of TCTEMOPU.

**Destination:** CSTL

**Module:** DFHZNAC

---

**DFH3451I** *termid tranid time* CURRENTLY NO DATA TO SEND

**Explanation:** Following the issue of a READ command to a logical unit or the completion of a transaction associated with the logical unit, CICS/VSE has received a status message from the logical unit indicating that it currently has no data to send.

**System Action:** If a data interchange (DFHDI) receive request is outstanding, it will complete with DSSTAT condition and an X'15' response code. If no task is active and no work is outstanding for the terminal, the soft CLSDEST action flag is set and DFHNEP is called. Unless it is reset by DFHNEP, the session will be terminated.

**User Response:** Ensure that no more receive requests are issued to the terminal.

**Destination:** CSTL

**Module:** DFHZNAC

---

---

**DFH3452I**     *termid tranid time* **SIGNAL RECEIVED –  
CODE xxxx xxxx**

**Explanation:** CICS/VSE has received a SIGNAL command from a logical unit. The SIGNAL codes received with the SIGNAL command are made available to the DFHNEP user program. If a task is active, the SIGNAL condition is raised on return to the application program. This message is produced only when SIGNAL codes are passed to the node abnormal condition program (DFHZNAC). CICS/VSE does this for Type 4 logical units only.

**System Action:** If the SIGNAL code is 0001 0000 (request change direction), any further output request will cause the IGRREQCD condition to be raised. All SIGNAL codes will cause the SIGNAL condition to be raised.

**User Response:** For logical units for which CICS/VSE enforces SIGNAL request change direction, if the code is 0001 0000, issue a receive request or terminate the transaction.

**Destination:** CSMT

**Module:** DFHZASX

---

**DFH3453I**     *termid tranid time* **RH USAGE ERROR –  
SENSE RECEIVED xxyy zzzz**

**Explanation:** CICS/VSE has received a request header (RH) usage error negative response for which it does not recognize the minor code yy.

**System Action:** All outstanding send and receive requests are purged. If a task is attached, it is abnormally terminated with a transaction dump. A VTAM CLSDST instruction is issued to terminate the session with the node.

**User Response:** Contact the CICS system programmer. For the meaning of the sense codes, see “DFH34xx (DFHZNAC) Messages” on page 542

**Destination:** CSMT

**Module:** DFHZNAC

---

**DFH3454I**     *termid tranid time* **SESSION INITIATION  
FAILURE. BIND RESPONSE FROM NODE  
mnmn IS UNACCEPTABLE**

**Explanation:** A remote secondary’s response to a negotiable bind contained unacceptable parameters.

**System Action:** Session initialization fails. The sent and received bind parameters are printed on the CMST log.

**User Response:** Ensure that the remote system has correctly specified its characteristics.

**Destination:** CSMT

**Module:** DFHZOPX

---

**DFH3455I**     *termid tranid time* **SESSION INITIATION  
FAILURE. BIND RESPONSE FROM NODE  
nodeid CONTAINS AN INVALID SESSION  
QUALIFIER PAIR**

**Explanation:** A remote secondary’s response to a negotiable bind contained an invalid session qualifier pair in the user data field. Either it had an invalid format (should be LEN PSQ LEN SSQ) or the primary SQ had been changed.

**System Action:** Session initialization fails. The sent and received bind images are printed on the CSMT log.

**User Response:** Correct the error in the remote system.

**Destination:** CSMT

**Module:** DFHZOPX

---

**DFH3456I**     *termid tranid time* **NO OUTBOARD  
FORMATS LOADED**

**Explanation:** An outboard format is referenced, but no outboard formats are loaded on this logical unit.

**System Action:** The transaction is abnormally terminated.

**User Response:** Load the necessary outboard formats.

**Destination:** CSMT

**Module:** DFHZNAC

---

**DFH3457I**     *termid tranid time* **REQUESTED OUTBOARD  
FORMAT NOT LOADED**

**Explanation:** An outboard format is referenced, but the requested format is not loaded on this logical unit.

**System Action:** The transaction is abnormally terminated.

**User Response:** Load the requested outboard format.

**Destination:** CSMT

**Module:** DFHZNAC

---

**DFH3458I**     *termid tranid time* **REQUESTED FORMAT  
GROUP NOT LOADED**

**Explanation:** An outbound format group is referenced, but that format group is not loaded on this logical unit.

**System Action:** The transaction is abnormally terminated.

**User Response:** Load the required format group.

**Destination:** CSMT

**Module:** DFHZNAC

---

**DFH3459I**     *termid tranid time* **UNSUPPORTED DATA  
STREAM**

**Explanation:** The data stream sent to the device contains control data for functions that the device does not support.

**System Action:** The transaction is abnormally terminated.

**User Response:** Ensure that the offending transaction is not run against the terminal, or change the terminal to one that supports the data stream.

**Destination:** CSMT

**Module:** DFHZRVS

---

**DFH3460I**     *termid tranid time* **REQUESTED CHARACTER  
SET NOT PRESENT**

**Explanation:** The LCID specified in the define alternate character set is not known.

**System Action:** The transaction is abnormally terminated.

**User Response:** Ensure that the character set referenced by the LCID is loaded.

**Destination:** CSMT

**Module:** DFHZRVS, DFHZRAC

---

**DFH3461I**     *termid tranid time* **NODE nodeid SESSION  
STARTED**

**Explanation:** Information message – node nodeid has successfully issued a bind to the connected LU.

**System Action:** Processing continues.

**User Response:** None

**Destination:** CSTL

**Module:** DFHZOPX, DFHZEV1, DFHZEV2

---

**DFH3462I**     *termid tranid time* **NODE nodeid SESSION  
TERMINATED**

**Explanation:** Information message – node nodeid has successfully closed its session with the connected LU.

**System Action:** Processing continues.

**User Response:** None.  
**Destination:** CSTL  
**Module:** DFHZCLS

**DFH3463I**      *termid tranid time* **VTAM ACB OPENED. VTAM RETURN  
CODE = *cccc*. TIME = *time***

**Explanation:** The master terminal operator issued a CEMT or CSMT command to open the VTAM ACB.

**System Action:** None.

**User Response:** If the return code is zero, VTAM sessions can be enabled. Otherwise see *VTAM Operation* to determine why the VTAM ACB was not opened.

**Destination:** CSTL

**Module:** DFHZOPA

**DFH3464I**      *termid tranid time* **NODE *nodeid* RELEASED  
BY MT OPERATOR**

**Explanation:** The master terminal operator issued a CEMT or CSMT command to release the logical unit.

**System Action:** The logical unit is closed. Any task associated with the logical unit is terminated either abnormally (if the master terminal operator so desired) or normally.

**User Response:** None.

**Destination:** CSTL

**Module:** DFHZSTU

**DFH3465I**      *termid tranid time* **UNEXPECTED RESPONSE  
RECEIVED**

**Explanation:** CICS/VSE received a positive response in one of the following circumstances:

1. The response was to data sent with exception response.
2. The response was to a command sent with exception response.
3. The response was to a send to which a response has already been sent.

**System Action:** All outstanding send and receive requests are purged. If a task is attached, it is abnormally terminated with a transaction dump. The node is placed out of service and the TCTTE, RPL, and action flags are logged to CSMT.

**User Response:** Ensure that the application programs running concurrently do not alter the TCTTE. Check that the SNA flows on the session are valid and that the logical unit is not violating SNA protocols.

**Destination:** CSMT

**Module:** DFHZRVX, DFHZRAC, DFHZRLX

**DFH3466I**      *termid tranid time* **OUT OF SERVICE DURING  
SESSION STARTUP**

**Explanation:** A CICS/VSE master terminal command was used to put the terminal out of service while session startup was taking place.

**System Action:** The session is terminated and the TCTTE for the terminal is left out of service.

**User Response:** To establish the session for use, the master terminal operator should issue the command CEMT SET TER (XXXX) INS ACQ. This will put the terminal back in service, and start up the session for use.

**Destination:** CSMT

**Module:** DFHZSEX, DFHZSKR

**DFH3467I**      *termid tranid time* **PERMANENT  
INSUFFICIENT RESOURCE**

**Explanation:** The PS buffer resource required by load PS is not available.

**System Action:** If a task is attached, it is abnormally terminated with a transaction dump.

**User Response:** See the outboard device manual to determine the cause of the problem.

**Destination:** CSMT

**Module:** DFHZRVS,DFHZRAC

**DFH3468I**      *termid tranid time* **CLEAR COMMAND  
RECEIVED**

**Explanation:** An SNA clear command was received by the node. The other end of the session was unable to handle the current requests for some reason, and purged any outstanding messages on the session.

**System Action:** The session is canceled immediately, and any transaction executing on that session is also abnormally terminated.

**User Response:** Check the other end of the session to determine why the clear command was sent. It may be due to a lack of buffers in the VTAM partition attached to the other session.

**Destination:** CSMT

**Module:** DFHZSCX

**DFH3469I**      *termid tranid time* **SESSION  
RE-ESTABLISHMENT BEING AWAITED**

**Explanation:** The secondary LU is being passed to a new application program via CLSDST(PASS).

**System Action:** If a task is attached, it is abnormally terminated with a transaction dump.

**User Response:** None.

**Destination:** CSMT

**Module:** DFHZSCX

**DFH3470I**      *termid tranid time* **LU SESSION FAILURE  
CAUSED BY: *xxxxxx***

**Explanation:** A LU session failure has been caused by the reason described in the accompanying text.

Possible reasons are:

1. Restart or takeover. LU does not support ACTLU(ERP).
2. Route extension to cluster failed.
3. Session failed due to LU abend, disconnect, DACTPU, or ANS.

**System Action:** If a task is attached, it is abnormally terminated with a transaction dump.

**User Response:** Determine the cause of the session failure and attempt to reestablish the session.

**Destination:** CSMT

**Module:** DFHZSCX

**DFH3471I**      *termid tranid time* **VIRTUAL ROUTE  
INOPERATIVE**

**Explanation:** The session has been broken because the virtual route it was using has failed.

**System Action:** If a task is attached, it is abnormally terminated with a transaction dump. For APPC sessions, CICS/VSE will attempt to reestablish the failing session.

**User Response:** None.

**Destination:** CSMT

**Module:** DFHZSCX



---

**DFH3472I** *termid tranid time* **DEVICE END RECEIVED**

**Explanation:** Device end was received from a non-SNA VTAM supported 3270

**System Action:** The good morning message is displayed, unless the terminal is associated with an active task.

**User Response:** None.

**Destination:** CSMT

**Module:** DFHZRAC

---

**DFH3473I** **THE ASSEMBLY LEVELS OF THE FOLLOWING MODULES IS NOT THE SAME AS THE ACCESS METHOD LEVEL (MODULE/LEVEL) modulelevel VTAM/TCAM LEVEL nnnn hh:mm:ss**

**Explanation:** In the message:

*nnnn* is the version of VTAM used at execution time.

*module/level*

is a list of modules (and their levels) found to have been assembled against a version of VTAM other than *nnnn*.

*hh:mm:ss* is the time the message was issued.

There may have been some loss of access method function. Full function of the access method is available only if both of the following conditions are satisfied:

The level of VTAM used at execution time is equal to or higher than that specified in the *CICS Release Guide* (referred to below as the specified level).

The affected CICS/VSE modules (DFHZCA, DFHZCB,DFHZCC, DFHZCP, DFHZCW, DFHZCX, DFHZCY, DFHZCY) are assembled at a level of VTAM equal to or higher than the specified level.

**System Action:** The CICS/VSE system continues.

**User Response:** If there has been a loss of VTAM function and you want the full function, use the specified level of VTAM at execution time, and, as necessary, reassemble affected CICS/VSE modules using the macro libraries of the specified level of VTAM.

**Destination:** CSMT

**Module:** DFHZSLS

---

**DFH3474I** *termid tranid time* **VIRTUAL ROUTE DEACTIVATED**

**Explanation:** The session has had to be deactivated because of a forced deactivation of the virtual route being used.

**System Action:** Any transaction will be abnormally terminated. CICS/VSE will afterward attempt to reestablish the session.

**User Response:** Determine the cause of the session failure and attempt to reestablish the session.

**Destination:** CSMT

**Module:** DFHZSCX

---

**DFH3475I** *termid tranid time* **UNRECOVERABLE LU FAILURE**

**Explanation:** The session has had to be deactivated because of an abnormal termination of an LU.

**System Action:** If a task is attached, it is abnormally terminated with a transaction dump. Session reinitiation will not be attempted.

**User Response:** None.

**Destination:** CSMT

**Module:** DFHZSCX

---

**DFH3476I** *termid tranid time* **RECOVERABLE LU FAILURE**

**Explanation:** The session has had to be deactivated because of an abnormal termination of an LU; recovery of the session may be possible.

**System Action:** If a task is attached, it is abnormally terminated with a transaction dump. CICS/VSE will attempt to reinitiate the session.

**User Response:** None.

**Destination:** CSMT

**Module:** DFHZSCX

---

**DFH3477I** *termid tranid time* **CLEANUP RECEIVED**

**Explanation:** The sending LU has reset its half-session before receiving a response from CICS/VSE; recovery of the session may be possible.

**System Action:** If a task is attached, it is abnormally terminated with a transaction dump. CICS/VSE will attempt to reinitiate the session.

**User Response:** None.

**Destination:** CSMT

**Module:** DFHZSCX

---

**DFH3478I** *termid tranid time* **SESSION COULD NOT BE STARTED DUE TO INSUFFICIENT ACCESS METHOD FUNCTION**

**Explanation:** CICS/VSE could not start a session with the other logical unit because the access method did not support sufficient function.

**System Action:** The session will not be started. All AIDs for the system will be canceled.

**User Response:** The level of VTAM should be upgraded to support APPC sessions.

**Destination:** CSMT

**Module:** DFHZSIM

---

**DFH3479I** *termid tranid time* **UNBIND RECEIVED AFTER PROTOCOL ERROR DETECTED**

**Explanation:** The logical unit in session with CICS/VSE has detected a protocol error, and has unbound the session with CICS/VSE.

**System Action:** The session will be terminated, and the transaction using it will be abended or informed by return code.

**User Response:** Determine the reason for the protocol error.

**Destination:** CSMT

**Module:** DFHZSCX

---

**DFH3480I** *termid tranid time* **SESSION COULD NOT BE STARTED DUE TO INSUFFICIENT CICS NUCLEUS FUNCTION – ISC NOT LOADED**

**Explanation:** A session initiation has been attempted to an LUTYPE 6.2 system or terminal. The session cannot be established because the CICS/VSE ISC nucleus modules are required.

**System Action:** The session initiation request will be rejected.

**User Response:** If LUTYPE 6.2 connections are to be used, ensure that ISC=NO is not used for CICS/VSE initialization.

**Destination:** CSMT

**Module:** DFHZSCX, DFHZLGX, DFHZSIM

---

---

**DFH3481I**     *termid* *trandid* **time 3270 DATA STREAM  
PROTOCOL ERROR**

**Explanation:** CICS/VSE has received zero length data from a device defined in the TCT as a 3270 terminal. This violates the protocol for 3270 devices.

**System Action:** CICS/VSE cancels the session and any transactions attached to the terminal.

**User Response:** Determine why zero length data was received from a device purporting to be a 3270 terminal, and correct the error.

The most likely reasons are an incorrect TCT definition for the terminal, or incorrect programming of a terminal that is simulating 3270 protocols.

**Destination:** CSMT

**Module:** DFHZRAC, DFHZRVX

---

**DFH3482I**     *trandid* *time* **LOGON FROM NODE *nodeid*  
REJECTED, INSUFFICIENT STORAGE FOR  
AUTOINSTALL REQUEST**

**Explanation:** Node *nodeid*, unknown to CICS/VSE, attempted to logon. CICS/VSE could not obtain sufficient storage to complete autoinstall processing.

**System Action:** CICS/VSE rejects the logon request.

**User Response:** Retry the logon.

**Destination:** CSMT

**Module:** DFHZLGX

---

**DFH3483I**     *trandid* *time* **LOGON FROM NODE *nodeid*  
REJECTED. AUTOINSTALL LIMIT  
REACHED**

**Explanation:** The AUTOINSTALL concurrent request limit has been reached, and therefore CICS/VSE has rejected an attempt to logon from the node, *nodeid*, which is not identified to CICS/VSE.

**System Action:** CICS/VSE processing continues.

**User Response:** Retry the logon.

**Destination:** CSMT

**Module:** DFHZLGX

---

**DFH3484I**     *time* *termid* **IS NOW CONNECTED TO *applid***

**Explanation:** By successful execution of a PASS command, terminal *termid* has been passed to the VTAM application whose VTAM APPLID (*netname*) is *applid*.

**System Action:** CICS/VSE processing continues.

**User Response:** None.

**Destination:** CSMT

**Module:** DFHZNSP

---

**DFH3485I**     *netname* *time* **A CLSDST PASS PROCEDURE  
ERROR OCCURRED AT *applid***

**Explanation:** In executing an ISSUE PASS command, CICS/VSE attempted to pass control to a VTAM logical unit whose network name is *netname*, and which is attached to a system whose VTAM APPLID is *applid*. VTAM has notified CICS/VSE of an error at *applid*.

**System Action:** CICS/VSE saves the supplied error reason code in the TCTEVNSS field of the TCTTE of the terminal attached to the task that issued the ISSUE PASS command. CICS/VSE processing continues.

**User Response:** For the meaning of the error reason code in the TCTTE, see the format of a notify request unit (NSEXIT routine) in the *VTAM Programming* manual.

**Destination:** CSMT

---

**Module:** DFHZNSP

---

**DFH3486I**     *netname* *time* **THE NAMED LU CANNOT BE  
CONNECTED FOR SESSIONS AT *applid***

**Explanation:** In executing an ISSUE PASS command, CICS/VSE attempted to pass control to a VTAM logical unit whose network name is *netname*, and which is attached to a system whose VTAM APPLID is *applid*. VTAM has notified CICS/VSE that *applid* is currently not available for system initialization.

**System Action:** Processing continues.

**User Response:** None.

**Destination:** CSMT

**Module:** DFHZSYX

---

**DFH3487I**     *netname* *time* **CLSDST PASS IS NOT  
AUTHORIZED. *applid* VTAM RETURN  
CODE *xyyy***

**Explanation:** In executing an ISSUE PASS command, the CICS/VSE system, whose network name is *applid*, attempted to pass control to a VTAM logical unit whose network name is *netname*. VTAM has notified CICS/VSE that it does not allow the use of this command. *xyyy* represents the VTAM sense information and modifier bytes.

**System Action:** CICS/VSE continues.

**User Response:** If you want to use the ISSUE PASS command, you must code AUTH=PASS on the VTAM installation macro, and reinstall VTAM.

**Destination:** CSMT

**Module:** DFHZLEX

---

**DFH3488I**     *netname* *time* **ISC SESSION CONNECTION  
FAILURE**

**Explanation:** A SIMLOGON request to a ISC system was rejected because the *netname* was not known. CICS/VSE has now issued the INQUIRE OPTCD=USERVAR command in order to determine if *netname* had been defined as a user variable. That INQUIRE command has been rejected because the user variable does not exist in the USERVAR table. This may be because the USERVAR is either not known or invalid, or the MODIFY USERVAR command has not been issued to define the user variable.

**System Action:** CLSDST is issued to reset the session.

**User Response:** Determine if the *netname* has been defined correctly to CICS/VSE. If the *netname* is to be used as a user variable, determine why the MODIFY USERVAR command has not been issued to set it.

**Destination:** CSMT

**Module:** DFHZSIX

---

**DFH3489I**     *netname* *time* **THE LU IS INHIBITED FOR  
SESSIONS**

**Explanation:** CICS/VSE has attempted to establish a session to the logical unit (LU) *netname*, but VTAM has rejected the request because the LU is inhibited for sessions. The LU could have become inhibited through issuing the VTAM macro SETLOGON OPTCD=QUIESCE.

**System Action:** VTAM rejects the request and sets the session into NOINTLOG status to prevent further requests being issued.

**User Response:** The partner LU *netname* must enable itself for sessions before an attempt to establish a session can be retried. When the partner LU is enabled, it can initiate the session request to CICS/VSE, or the CICS/VSE master

---

## DFH3490I • DFH3506I

terminal operator can reset the NOINTLOG status and allow CICS/VSE to establish the session.

**Destination:** CSMT  
**Module:** DFHZSYX

---

**DFH3490I**     *netname time* UNABLE TO PASS TO NODE  
                  *nodeid*

**Explanation:** In executing an ISSUE PASS command, CICS/VSE attempted to pass control of the named VTAM logical unit to a system identified as node *nodeid*. VTAM has notified CICS/VSE that this request has failed.

**System Action:** A VTAM CLSDST macro is issued to halt communication with the node.

**User Response:** Ensure that the node *nodeid* is defined to VTAM and active.

**Destination:** CSMT

**Module:** DFHZCLX, DFHZLEX, DFHZSYX

---

**DFH3491**     *netname time* UNABLE TO MAKE SESSION  
                  XRF CAPABLE *nodeid*

**Explanation:** The active CICS/VSE system has attempted to issue an OPNDST to make the session XRF capable, but has been refused because the NCP has insufficient space to hold the control blocks for a future backup session from the alternate CICS/VSE system.

**System Action:** CICS/VSE performs a SIMLOGON, but determines that the session is not XRF capable. CICS/VSE therefore treats the terminal as class 2.

**User Response:** No immediate action is necessary. You may need to increase the number of buffers in the NCP.

**Destination:** CSMT  
**Module:** DFHZNAC

## DFH35xx (DFHSNP) Messages

---

**DFH3500I**     *time* INVALID SIGNON ATTEMPT

**Explanation:** An attempt to sign on failed because the name parameter was missing or incorrectly specified.

**System Action:** Signon fails. Message DFH3501 is sent to CSCS.

**User Response:** Try again with correct name parameter.

**Destination:** Terminal end user

**Module:** DFHSNP

**Module:** DFHSNP

---

**DFH3501I**     *date time termid ISC|O|U userid rc*

**Explanation:** If the variable part of the message is O or U, an attempt to sign on at terminal *termid* failed because the name or password parameter was missing or invalid. *rc* is the return code which, for a CICS/VSE signon, can take the following values:

X'04'     Missing or invalid name  
X'08'     Invalid password  
X'0C'     Invalid text detected by badge reader (unauthorized or damaged badge inserted)  
X'10'     Invalid new password.

If the variable part of the message is ISC, a failure has occurred in an attempt to sign on to an ISC connection. The return code *rc* takes the form *xyyy*, where

*xx*     is the return code from DFHXSP  
*yy*     is the return code from an external security manager (ESM) such as RACF

For the meaning of *xx*, refer to the *CICS Customization Guide*.

For the meaning of *yyy*, refer to the appropriate ESM manual.

**System Action:** Signon fails. Message DFH3500 is sent to the terminal end user.

**User Response:** None

**Destination:** CSCS

**Module:** DFHSNP

---

**DFH3503**     *date time termid*

**Explanation:** Terminal *termid* is now signed on.

**System Action:** Message DFH3504 is sent to the terminal user.

**User Response:** Use this terminal as required for CICS transactions.

**Destination:** CSCS

**Module:** DFHSNP

---

**DFH3504I**     *time* SIGNON IS COMPLETE (LANGUAGE  
                  *language*)

**Explanation:** You have successfully signed on to the CICS/VSE system.

**System Action:** CICS/VSE is ready to receive user transactions.

**User Response:** Use this terminal as required for CICS/VSE transactions.

**Destination:** Terminal end user

**Module:** DFHSNP

---

**DFH3505I**     *date time termid type userid*

**Explanation:** Terminal *termid* is now signed-on. The possible values and meanings of *type* are:

IRC – Interregion communication

ISC – Intersystem communication

OPR – Operator signon

**System Action:** If *type* is OPR, message DFH3504 is sent to the terminal end user.

**User Response:** Use this terminal as required for CICS/VSE transactions.

**Destination:** CSCS

**Module:** DFHSNP

---

**DFH3502**     *time* SIGNON ALLOWED, BUT REQUESTED  
                  NATIONAL LANGUAGE UNAVAILABLE

**Explanation:** CICS/VSE does not recognize the specified national language.

**System Action:** Signon proceeds. Because the specified national language is unavailable, CICS/VSE messages are issued in the system default language.

**User Response:** If the default language is unacceptable, retry signon with a valid alternative national language.

**Destination:** Terminal end user

---

**DFH3506I**     *time* SIGNOFF IS COMPLETE

**Explanation:** This terminal is now signed off.

**System Action:** Message DFH3507 is sent to CSCS.

**User Response:** None.

**Destination:** Terminal end user

**Module:** DFHSNP

---

**DFH3507I**     *date time xxxx nnnn mmm*

**Explanation:** This message can be issued by either of two CICS/VSE modules, DFHNSP or DFHZIS2.

If the message is issued by DFHNSP, terminal *xxxx* has signed off, *nnnn* is the number of transactions entered, and *mmm* is the number of transaction errors.

If the message is issued by DFHZIS2, session *xxxx* has ended, *nnnn* is 'IRC', and *mmm* is blank.

**System Action:** Message DFH3506 is sent to the terminal end user.

**User Response:** None

**Destination:** CSCS

**Module:** DFHNSP, DFHZIS2

---

**DFH3508**     *time* **SIGNON IS NOT POSSIBLE. SIGNON TABLE CANNOT BE FOUND**

**Explanation:** An attempt to sign on failed because the signon table could not be found.

**System Action:** The signon transaction terminates.

**User Response:** Inform your system programmer.

**Destination:** Terminal end user

**Module:** DFHNSP

---

**DFH3509I**     *date time termid*

**Explanation:** An attempt to sign on at terminal *termid* failed because the signon table could not be found.

**System Action:** Signon fails. Message DFH3508 is sent to the terminal end user.

**User Response:** None.

**Destination:** CSCS

**Module:** DFHNSP

---

**DFH3510I**     *time* **PLEASE SIGN ON**

**Explanation:** CICS/VSE is waiting for the terminal operator to sign on.

**System Action:** Message DFH3511 is sent to CSCS.

**User Response:** Sign on.

**Destination:** Terminal end user

**Module:** DFHNSP

---

**DFH3511I**     *date time termid*

**Explanation:** CICS/VSE is waiting for a terminal operator to sign on terminal *termid*.

**System Action:** Message DFH3510 is sent to the terminal.

**User Response:** None.

**Destination:** CSCS

**Module:** DFHNSP

---

**DFH3512**     *time* **YOUR PASSWORD HAS EXPIRED. PLEASE TYPE YOUR NEW PASSWORD**

**Explanation:** The system requests a new password.

**System Action:** Processing continues.

**User Response:** Enter new password

**Destination:** Terminal end user

**Module:** DFHNSP

---



---

**DFH3513I**     *date time termid name*

**Explanation:** CICS/VSE is waiting for the named operator to supply a new password at terminal *termid*.

**System Action:** Message DFH3512 is sent to the terminal end user.

**User Response:** None.

**Destination:** CSCS

**Module:** DFHNSP

---

**DFH3514**     *time* **USE YOUR MAGNETIC (OPID) CARD OR PRESS ENTER TO CANCEL**

**Explanation:** A magnetic OPID card is required.

**System Action:** The system waits for an OPID (magnetic) card.

**User Response:** Supply a badge or terminate the transaction.

**Destination:** Terminal end user

**Module:** DFHNSP

---

**DFH3515I**     *date time termid name*

**Explanation:** CICS/VSE is waiting for the named operator to supply an OPID (magnetic) card at terminal *termid*.

**System Action:** Message DFH3514 is sent to the terminal end user.

**User Response:** None.

**Destination:** CSCS

**Module:** DFHNSP

---

**DFH3516I**     *time* **A PREVIOUS SIGNON IS IN EFFECT**

**Explanation:** An attempt to sign on failed because a previous signon was still in effect.

**System Action:** Signon fails. Message DFH3517 is sent to CSCS.

**User Response:** Sign off if office procedures allow.

**Destination:** Terminal end user

**Module:** DFHNSP

---

**DFH3517I**     *date time termid name*

**Explanation:** An attempt by the named operator to sign on failed because a previous signon was in effect.

**System Action:** Signon fails. Message DFH3516 is sent to the terminal.

**User Response:** None.

**Destination:** CSCS

**Module:** DFHNSP

---

**DFH3518**     *time* **PLEASE TYPE YOUR PASSWORD**

**==>@@@@@@@@**

**Explanation:** The system requests a password. @@@@@@@@ represents a character string provided by CICS/VSE to prevent the password being seen.

**System Action:** Processing continues.

**User Response:** Enter password.

**Destination:** Terminal end user

**Module:** DFHNSP

---

**DFH3519I**     *date time termid name*

**Explanation:** CICS/VSE is waiting for the named operator to supply a password at terminal *termid*.

**System Action:** Message DFH3518 is sent to the terminal end user.

**User Response:** None.

**Destination:** CSCS

---



Module: DFHNSP

---

**DFH3520**     *time* YOUR PASSWORD HAS EXPIRED.  
PLEASE TYPE YOUR NEW PASSWORD  
==>@@@@@@@@

**Explanation:** The system requests a new password. @@@@@@@@ represents a character string provided by CICS/VSE to prevent the password being seen. the external security manager requests a new password.

**System Action:** CICS/VSE waits for your response.

**User Response:** Enter a new password.

**Destination:** Terminal end user

**Module:** DFHNSP

---

**DFH3521I**     *date time termid name*

**Explanation:** CICS/VSE is waiting for the named operator to supply a new password at terminal *termid*.

**System Action:** Message DFH3520 is sent to the terminal end user.

**User Response:** None.

**Destination:** CSCS

**Module:** DFHNSP

---

**DFH3522I**     *time* SECURITY INTERFACE ERROR *rc*.  
SIGNON IS TERMINATED

**Explanation:** An error has been detected in an external security manager. *rc* is the return code from the external security manager.

**System Action:** The signon transaction is terminated. Message DFH3523 is sent to CSCS.

**User Response:** See the *CICS Customization Guide* for further information about security interface programs and an explanation of return codes.

**Destination:** Terminal end user

**Module:** DFHNSP

---

**DFH3523I**     *date time termid rr*

**Explanation:** Logging message sent to CICS/VSE when an error is detected in an external security manager. *rr* is the return code from the external security manager, and *termid* is the terminal ID of the terminal associated with the task that was active when the error was detected.

**System Action:** Message DFH3522 is sent to the terminal end user.

**User Response:** None.

**Destination:** CSCS

**Module:** DFHNSP

---

**DFH3524**     *time* PLEASE TYPE YOUR PASSWORD

**Explanation:** CICS/VSE is waiting for a password.

**System Action:** Message DFH3525 is sent to CSCS.

**User Response:** Enter your password.

**Destination:** Terminal end user

**Module:** DFHNSP

---

**DFH3525I**     *date time termid userid*

**Explanation:** CICS/VSE is waiting for an operator with the specified identifier to supply a password at terminal *termid*.

**System Action:** Message DFH3524 is sent to the terminal end user.

**User Response:** None.

**Destination:** CSCS

**Module:** DFHNSP

---

**DFH3526**     *time* SIGNON/SIGNOFF IS NOT VALID AT  
THIS TERMINAL

**Explanation:** The TCTTE for this terminal has preset values for security. This message will also result when a routing session is canceled and the TCTTE of the destination system has preset security fields.

**System Action:** The transaction terminates with this message. Message DFH3527 is sent to CSCS.

**User Response:** Do not attempt to use signon transaction at this terminal. For a routing session, this message can be ignored if the session is being canceled.

**Destination:** Terminal end user

**Module:** DFHNSP

---

**DFH3527**     *date time termid*

**Explanation:** Logging message sent to CICS/VSE when an invalid signon or signoff has been entered at terminal *termid*.

**System Action:** Message DFH3526 is sent to the terminal end user.

**User Response:** None.

**Destination:** CSCS

**Module:** DFHNSP

---

**DFH3528**     *time* SIGNOFF IS COMPLETE. LOGOFF  
OPTION IS INVALID WHEN USING CRTE

**Explanation:** The operator is now signed off the system to which the signoff transaction was routed. However, the GOODNIGHT or LOGOFF option was ignored.

**System Action:** Message DFH3507 is sent to CSCS.

**User Response:** The operator should cancel the routing session, and sign off the system to which the terminal is connected.

**Destination:** Terminal end user

**Module:** DFHNSP

---

**DFH3529**     *date time termid userid rrr cc*

**Explanation:** While performing a resource check, CICS/VSE detected a security violation. *userid* is the user identifier, *rrr* is the name of the resource (for example, FCT entry name), and *cc* is the return code from DFHXSP. A return code of 14 indicates a CICS/VSE RSL check failure. A return code of 20 indicates a transaction attach failure.

**System Action:** CICS/VSE abends the task requesting the invalid access, unless the request was issued within the scope of an EXEC CICS HANDLE NOTAUTH command.

**User Response:** Note the security violation.

**Destination:** CSCS

**Module:** DFHXSP

---

**DFH3530I**     SECURITY INITIALIZATION FAILED

**Explanation:** The CICS/VSE security program (DFHXSP) failed with a program check while initializing CICS/VSE security or initializing an external security manager.

**System Action:** CICS/VSE terminates the security control task with an AXSA abend code, writes a transaction dump, and issues message DFH1522A, asking whether CICS/VSE is to continue or to be terminated abnormally.

**User Response:** First, reply GO or CANCEL to message DFH1522A. If you reply GO, CICS/VSE continues, but without security. Try to find out why the program check occurred (see information on AXSA abend). See Part 4 of the *CICS Problem Determination Guide* for guidance on how to get more help with this problem.

**Destination:** Console

Module: DFHXSP

---

**DFH3531I SECURITY INTERFACE ERROR, RC=xx[-yy]**

**Explanation:** The CICS/VSE security program (DFHXSP) could not initialize correctly. *xx* and *yy* are the values placed in registers 15 and 0 by the external security manager you are using.

**System Action:** CICS/VSE provides a transaction dump, and issues message DFH1522, which allows the operator to cancel CICS/VSE or let it continue (without external security).

**User Response:** Use the return codes in the message, with the explanation above, to find out why DFHXSP could not initialize correctly. If the codes are invalid, you will need assistance. See Part 4 of the *CICS Problem Determination Guide* for guidance on how to get more help with this problem.

**Destination:** Console

**Module:** DFHXSP

---

**DFH3532I EXTERNAL SECURITY INTERFACE ACTIVE**

**Explanation:** This is an informatory message. External security has been successfully initialized.

**System Action:** CICS/VSE system initialization continues.

**User Response:** You can suppress this message with MSGLEVEL=0 as a system initialization table (SIT) option or override.

**Destination:** Console

**Module:** DFHXSP

---

**DFH3534 time SIGNON IS COMPLETE**

**Explanation:** You have successfully signed on to a 3653 host-conversational session.

**System Action:** Signon is complete and CICS/VSE is ready to receive user transactions.

**User Response:** Use the terminal as required for CICS transactions.

**Destination:** Terminal end user

**Module:** DFHSNP

---

**DFH3535 date time termid**

**Explanation:** Terminal *termid* is now signed on for a 3653 host-conversational session.

**System Action:** Message DFH3534 is sent to the terminal user.

**User Response:** Use this terminal as required for CICS transactions.

**Destination:** CISC

**Module:** DFHSNP

---

**DFH3536 time SIGNOFF IS COMPLETE. GOODNIGHT OPTION IS INVALID WHEN USING CRTE.**

**Explanation:** The terminal is now signed off. The GOODNIGHT option which was specified has been ignored because it is invalid when using CRTE.

**System Action:** The CICS system, to which the user has connected via CRTE, has been signed off.

**User Response:** Cancel the routing session and sign off the system to which the terminal is connected.

**Destination:** Terminal end user

**Module:** DFHSFP

---

**DFH3537 YOUR PASSWORD HAS EXPIRED. PLEASE ENTER A NEW PASSWORD IN BOTH THE FOLLOWING FIELDS ==> ==>**

**Explanation:** The system requests a new password.

**System Action:** CICS/VSE waits for your response, then compares the two passwords entered.

**User Response:** Type your new password in both of the fields indicated.

**Destination:** Terminal end user

**Module:** DFHSNP

---

**DFH3540 time YOU HAVE CANCELED YOUR SIGNON REQUEST. SIGNON IS TERMINATED.**

**Explanation:** You have either pressed ENTER when an OPID card was requested, or you have entered CLEAR on a 3270 terminal device.

**System Action:** The signon transaction terminates.

**User Response:** Retry the signon procedure.

**Destination:** Terminal end user

**Module:** DFHSNP

---

**DFH3541 time UNABLE TO INTERPRET KEYWORD DATA. SIGNON IS TERMINATED.**

**Explanation:** The keyword data supplied when invoking the signon transaction is invalid.

**System Action:** Signon terminates.

**User Response:** Use the correct format to invoke the signon transaction. The correct format is:

```
CESN USERID=userid,PS=password,
NEWPS=new password, LANGUAGE=1.
```

See the *CICS CICS-Supplied Transactions* manual for complete details about CESN.

**Destination:** Terminal end user

**Module:** DFHSNP

---

**DFH3542 time YOUR OPERATOR NAME MUST BE 1-20 CHARACTERS. SIGNON IS TERMINATED.**

**Explanation:** The value of your operator name has less than 1 or more than 20 characters.

**System Action:** Signon terminates.

**User Response:** Retry signon with a valid operator name.

**Destination:** Terminal end user

**Module:** DFHSNP

---

**DFH3543 time YOUR USERID MUST BE 1-8 CHARACTERS. SIGNON IS TERMINATED.**

**Explanation:** The value USERID has fewer than 1 or more than 8 characters.

**System Action:** Signon terminates.

**User Response:** Retry signon with a valid userid.

**Destination:** Terminal end user

**Module:** DFHSNP

---

**DFH3544 time YOUR LANGUAGE MUST BE A SINGLE CHARACTER. SIGNON IS TERMINATED.**

**Explanation:** The language parameter has been specified with an invalid length.

**System Action:** Signon is terminated.

**User Response:** Sign on with the correct language. Ensure

## DFH3545 • DFH3561A

that the language parameter is a single character.

**Destination:** Terminal end user

**Module:** DFHSNP

---

**DFH3545**      *time* YOUR PASSWORD MUST BE 1-8  
CHARACTERS. SIGNON IS TERMINATED.

**Explanation:** The value of PS has fewer than 1 or more than 8 characters.

**System Action:** Signon terminates.

**User Response:** Retry signon with a valid password.

**Destination:** Terminal end user

**Module:** DFHSNP

---

**DFH3546**      *time* INVALID OPID CARD SIGNON IS  
TERMINATED

**Explanation:** The OPID read from the card has an invalid format.

**System Action:** Signon is terminated.

**User Response:** Retry signon with a valid OPID card.

**Destination:** Terminal end user

**Module:** DFHSNP

---

**DFH3547**      *time* YOUR NEW PASSWORD MUST BE 1-8  
CHARACTERS. SIGNON IS TERMINATED.

**Explanation:** The value of NEWPS has fewer than 1 or more than 8 characters.

**System Action:** Signon terminates.

**User Response:** Retry signon with a new valid password.

**Destination:** Terminal end user

**Module:** DFHSNP

---

**DFH3548**      YOUR USERID IS INVALID. PLEASE  
RETYPE.

**Explanation:** The system has rejected the userid you have entered.

**System Action:** Signon waits for a new user ID.

**User Response:** Enter a valid user ID.

**Destination:** Terminal end user

**Module:** DFHSNP

---

**DFH3549**      *time* YOUR NAME IS UNKNOWN TO CICS.  
PLEASE RETYPE.

**Explanation:** The operator name you have entered has not been defined to the system.

**System Action:** Signon waits for a new operator name.

**User Response:** Enter a valid operator name.

**Destination:** Terminal end user

**Module:** DFHSNP

---

**DFH3550**      *time* YOUR PASSWORD IS INVALID.  
PLEASE RETYPE.

**Explanation:** The password you have entered is invalid.

**System Action:** The signon transaction waits for you to enter a valid password.

**User Response:** Enter a valid password.

**Destination:** Terminal end user

**Module:** DFHSNP

---

**DFH3551**      *time* YOUR PASSWORD IS INVALID.  
PLEASE RETYPE==>@@@@@@@

**Explanation:** The password you have entered is invalid.

**System Action:** Processing continues.

**User Response:** Enter a valid password.

**Destination:** Terminal end user

**Module:** DFHSNP

---

**DFH3560**      TYPE IN YOUR USERID AND  
OPTIONALLY PASSWORD

**Explanation:** This is the header message for the CSSN and CESN signon transactions.

**System Action:** The signon transaction waits for you to enter the necessary information.

**User Response:** Enter the requested information.

**Destination:** Terminal end user

**Module:** DFHSNP

---

**DFH3561A**      TYPE IN YOUR NAME AND OPTIONALLY  
PASSWORD

**Explanation:** This is the header message for the CSSN and CESN signon transactions.

**System Action:** The signon transaction waits for you to enter the necessary information.

**User Response:** Enter the requested information.

**Destination:** Terminal end user

**Module:** DFHSNP

---

## DFH36xx (DFHXSP) Messages

---

**DFH3601I** *date time termid userid yyyyyyyy zzzzz*

**Explanation:** This message is issued when an operator signs off at a terminal using the signoff transaction (CSSF). The meaning of message inserts is as follows:

*date* day/month/year  
*time* hours/minutes/seconds  
*termid* Terminal ID  
*userid* Operator user ID  
*yyyyyyyy* Number of transactions  
*zzzzz* Number of transaction errors.

**System Action:** Processing continues.

**User Response:** Print the CSML queue periodically for these messages.

**Destination:** CSML

**Module:** DFHXSP

---

**DFH3603I** *date time termid userid*

**Explanation:** The operator defined by *userid* has issued CSSF from the terminal with terminal ID *termid*.

**System Action:** CICS/VSE signs off the specified terminal.

**User Response:** None.

**Destination:** CSCS

**Module:** DFHXSP

---

**DFH3604I** SIGNOFF ATTEMPTED WHILE MULTIPLE  
SESSIONS WERE ACTIVE ON  
CONNECTION *connection*

**Explanation:** A signoff was attempted when the same user ID was being used on multiple sessions for an APPC or MRO multiple-sessions connection.

This message is associated with the call label XCP3604 for global user exit XFFDSUP.

**System Action:** DFHXSP returns a return code of 'X'24', produces an IDUMP, and processing continues.

**User Response:** The dump contains the address of the SNTTE in question in register 5, and the TCTTE address is in register 6. Use this information to determine why it was issued.

**Destination:** Console

**Module:** DFHXSP

---

**DFH3605I** SIGNOFF ATTEMPTED BEFORE USERID  
*userid* WAS REMOVED FROM USERID  
TABLE FOR CONNECTION *connection*

**Explanation:** A signoff was attempted for a user ID which is still recorded in the user ID table DFHZUT. The user ID must be removed from the user ID table before signoff is allowed.

**System Action:** The CICS/VSE region abends with CODE U3605.

**User Response:** This is caused by an internal CICS error. See Part 4 of the *CICS Problem Determination Guide* for guidance on how to get more help with this problem.

**Destination:** Console

**Module:** DFHXSP

---

**DFH3606I** SIGNOFF WAS ATTEMPTED USING A  
NULL SNTTE ADDRESS FOR TERMINAL  
*termid*

**Explanation:** A signoff was attempted using a null SNTTE pointer. The SNTTE address must point to either a valid pseudo address or the default SNTTE.

This message is associated with the call label XCP3606 for global user exit XFFDSUP.

**System Action:** CICS/VSE takes a dump and continues using the default security value.

**User Response:** It is likely that one of the following fields has been corrupted: TCTTESNT, TCTEIRSN, or TCTELSNT.

Use the dump supplied to establish the cause of the corruption. Pay particular attention to the security trace entries. If the signoff call did not have a terminal entry address passed in its parameter list, the terminal identity is set to '????'.

**Destination:** Console

**Module:** DFHXSP

---

**DFH3607I** *date time termid* CALL TO VSE  
INTERACTIVE INTERFACE FAILED

**Explanation:** An unattended terminal has been signed off CICS/VSE following a time out. The user had signed on to CICS/VSE through the VSE Interactive Interface. The call CICS/VSE made to the program to sign the user off the VSE Interactive Interface failed.

**System Action:** The user is signed off CICS/VSE but remains signed on to the VSE Interactive Interface.

**User Response:** Ensure that program IESSVL is defined in the PPT and that transaction IEGT is defined in the PCT.

**Destination:** Console, CSCS

**Module:** DFHXSP

---

**DFH3608** *date time* NON-ZERO RETURN CODE FROM  
DFHXSP TERMINAL ID *termid* USER NAME  
*yyyyyyyy*, RETURN CODE *nn*, REASON  
CODE *cc* REQUEST CODE *zz*

**Explanation:** A non-zero return code has been returned from DFHXSP.

**System Action:** CICS continues.

**User Response:** Identify the reason for the return code from the table below and correct it.

Return code	Reason code	Error description
4	4	The specified source is not protected by the external security manager
4	C	Password has expired.
8	0	Resource access check failure and audit logging has not been requested of the external security manager
8	8	Resource access check failure and audit logging has been requested of the external security manager
10	4	Invalid signon attempt. Invalid name specified
10	8	Invalid signon attempt. Password not authorized
10	10	Invalid signon attempt. Password is invalid.
10	1C	The user's access has been revoked



## Prefix DFH

Return code	Reason code	Error description
10	34	The user is not authorized to use the application
14	0	Resource access check failure
18	4	Function not supported for TCTTE with preset security
18	8	Null SNTTE or TCTTE
18	C	Request code invalid
18	18	Parameter list error
18	20	Security system not active
18	28	No ACEE address in SNTTE, terminal not signed on to external security manager
18	2C	Resource name length error
18	34	GETMAIN for SAF workarea failed
1C	0	Sign-on table not loaded
24	0	Sign-off attempted for shared SNTTE
50	50	Unauthorized signon without password

The table below lists the request codes returned in the message. These request codes are more fully documented in the *CICS Customization Guide*, in the "CICS security management" chapter.

Request code	Meaning
0	Initialization call
4	Sign-on with password call
8	Sign-on without password call
C	Resource check call
10	Sign-off call
14	Sign-off call after timeout
18	Return userid call
1C	Wait for initialization call
20	Return minimum timeout call
24	Build pseudo-SNTTE

**Problem Determination:** CSMT  
**Module:** DFHXSP

## DFH37xx (Interregion Communication) Messages

Interregion communication (IRC) messages are issued as CICS/VSE partition messages.

---

### DFH3760 UNABLE TO BREAK LINKS WITH INTERREGION CONTROLLER

**Explanation:** A request has been made to shut down the interregion session. This has caused module DFHZCX to issue a request to the interregion communication program to terminate the association between CICS/VSE and the interregion communication program, but the request failed because of a system error.

**System Action:** Any CICS/VSE tasks (in other CICS/VSE systems) that are in communication with this system will be left in the wait state. These other CICS/VSE systems should issue CEMT SET CONN(xxxx) OUTSERVICE PURGE, where xxxx is the SYSIDNT of the system for which DFH3760 was issued. Also, any attempt to restart the interregion session (in the current or any subsequent CICS/VSE session) will fail.

**User Response:** To run further batch CICS/VSE interregion communication, perform another IPL.

You will require assistance to diagnose the underlying problem. See Part 4 of the *CICS Problem Determination Guide* for guidance on how to get more help with this problem.

**Destination:** Console

**Module:** DFHZCX, DFHSTP, DFHSRP

---

### DFH3762 INTER-REGION ACTIVITY NOW COMPLETE

**Explanation:** A CEMT SET IRC CLOSED request was issued at the master terminal. The IRC session is now complete.

**System Action:** Processing continues.

**User Response:** None.

**Destination:** CSMT

**Module:** DFHCRNP

---

### DFH3765 UNABLE TO STOP INTER-REGION COMMUNICATION SESSION

**Explanation:** A request has been received (by means of system termination, abnormal termination, or master terminal) to stop the interregion session. This request has failed.

**System Action:** The session remains active.

**User Response:** If the session must be stopped, you may have to re-IPL.

You will require assistance to diagnose the underlying problem. See Part 4 of the *CICS Problem Determination Guide* for guidance on how to get more help with this problem.

**Destination:** Console

**Module:** DFHSTP, DFHCRNP

---

### DFH3767 INTERREGION STARTUP PROGRAM DFHCRSP NOT PRESENT

**Explanation:** Module DFHCRSP is required to start an IRC session, and is missing from the DFHPPT table or from the CICS/VSE program library.

**System Action:** The IRC session is not started.

**User Response:** Supply module DFHCRSP.

**Destination:** Console

**Module:** DFHSIJ1

---

### DFH3768 PROGRAM=TCP GENERATED WITHOUT INTERREGION COMMUNICATION SUPPORT

**Explanation:** The DFHSG invocation (DFHSG PROGRAM=TCP,ACCMETH=...) must have IRC in the ACCMETH list in order to generate interregion communication support.

**System Action:** The IRC session is not started.

**User Response:** Regenerate PROGRAM=TCP.

**Destination:** Console

**Module:** DFHSIJ1

---

### DFH3771 UNABLE TO START INTER-REGION COMMUNICATION BECAUSE (E)STAE MACRO FAILED

**Explanation:** CICS issued an ESTAE macro that did not execute successfully, probably because storage for a ESTAE control block (SCB) was not available.

**System Action:** The IRC session is not started.

**User Response:** Correct the cause of (E)STAE failure.

**Destination:** Console

**Module:** DFHSIJ1

---

### DFH3772 ERROR WHILE ATTEMPTING TO START INTER-REGION COMMUNICATION

**Explanation:** CICS/VSE has evidence that the IRC session has already started. This is probably because the previous session could not be stopped (see messages DFH3760 and DFH3765). **Note:** The session, although apparently started, is not in a usable state.

**System Action:** The IRC session is not started.

**User Response:** Perform another IPL.

**Destination:** Console

**Module:** DFHSIJ1

---

### DFH3773 UNABLE TO START INTER-REGION COMMUNICATION BECAUSE APPLID OPTION HAS BLANK VALUE

**Explanation:** Either the default value of APPLID (on DFHTCT TYPE=INITIAL, DFHSIT, or override) must be used, or a nonnull value must be used.

**System Action:** The IRC session is not started.

**User Response:** Correct the APPLID value.

**Destination:** Console

**Module:** DFHSIJ1

---

### DFH3775 UNABLE TO START INTERREGION COMMUNICATION BECAUSE SHORT ON STORAGE

**Explanation:** Main storage is required to start the IRC session, but the storage is not available.

**System Action:** The IRC session is not started.

**User Response:** Wait until the storage condition has eased, then issue CEMT SET IRC OPEN command at the master terminal.

**Destination:** Console

**Module:** DFHSIJ1

---

**DFH3776 UNABLE TO START INTER-REGION COMMUNICATION BECAUSE ANOTHER CICS SYSTEM OF THE SAME NAME IS ACTIVE**

**Explanation:** A CICS/VSE system is named by its applid value. If two CICS/VSE systems have the same applid, the interregion communication SVC cannot distinguish between the two.

**Note:** This situation may arise if a previous (interregion communication) IRC session could not be stopped; see message DFH3760. In this case, the IRC SVC would consider that the new session conflicted with the old (unstoppable) session.

**System Action:** The IRC session is not started.

**User Response:** Use different applids for different CICS/VSE systems.

**Destination:** Console

**Module:** DFHSIJ1

---

**DFH3777 INTER-REGION COMMUNICATION TABLE FULL**

**Explanation:** The interregion communication SVC's user table is full.

**System Action:** The IRC session is not started.

**User Response:** When there are fewer batch-sharing programs running, issue CEMT SET IRC OPEN at the master terminal.

**Destination:** Console

**Module:** DFHSIJ1

---

**DFH3778 INSUFFICIENT STORAGE FOR INTER-REGION COMMUNICATION BLOCKS**

**Explanation:** There is insufficient key 0 storage for the IRC control blocks.

**System Action:** The IRC session is not started.

**User Response:** Ensure that the required SVA GETVIS storage is available. See the *VSE/POWER Administration and Operation* manual.

**Destination:** Console

**Module:** DFHSIJ1

---

**DFH3779 INSUFFICIENT STORAGE FOR INTER-REGION COMMUNICATION SUBSYSTEM BLOCKS**

**Explanation:** There is insufficient storage for the control blocks required by IRC.

**System Action:** The IRC session is not started.

**User Response:** Ensure that the required storage is available. See the *VSE/POWER Administration and Operation* manual.

**Destination:** Console

**Module:** DFHSIJ1

---

**DFH3780 UNABLE TO START INTERREGION COMMUNICATION**

**Explanation:** CICS/VSE attempted to establish itself as a user of the interregion communication services, but the attempt failed.

**System Action:** The IRC session is not started.

**User Response:** Check that DFHIRP is in the shared virtual area (SVA). If it is not, place it in the SVA, and retry. If it is already in the SVA, you will require assistance. See Part 4 of the *CICS Problem Determination Guide* for guidance on how to

get more help with this problem.

**Destination:** Console

**Module:** DFHSIJ1

---

**DFH3781 UNABLE TO START INTER-REGION COMMUNICATION BECAUSE TASK CSNC CANNOT BE ATTACHED**

**Explanation:** Either CSNC is missing from DFHPCT table, or DFHCRNP is missing from DFHPPT table or load library.

**System Action:** The IRC session is not started.

**User Response:** Make CSNC or DFHCRNP available.

**Destination:** Console

**Module:** DFHSIJ1

---

**DFH3783I TRANSACTION *tranid* TERMID *termid* - CONNECTED TRANSACTION ABENDED WITH MESSAGE xxxxxxx**

**Explanation:** Transaction *tranid* was connected to a transaction in another CICS/VSE system, via an MRO link. This other transaction abended with the given message, causing the local transaction to abend.

**System Action:** The transaction abends.

**User Response:** Correct the cause of the abend in the connected transaction.

**Destination:** CSMT

**Module:** DFHZCX

---

**DFH3784 UNABLE TO RECOVER FROM ERROR IN INTER-REGION COMMUNICATION MECHANISM**

**Explanation:** A program check has occurred in the interregion communication controller. The controller cannot recover from this.

**System Action:** The CICS/VSE system is abnormally terminated.

**User Response:** See Part 4 of the *CICS Problem Determination Guide* for guidance on how to get more help with this problem.

**Destination:** Console

**Module:** DFHSRP

---

**DFH3785 INTERREGION CONTROL TASK CSNC ABEND. INTER-REGION ACTIVITY WILL BE ABNORMALLY TERMINATED**

**Explanation:** CSNC abended

**System Action:** CSNC is abnormally terminated with an IDUMP. All tasks using MRO links to other systems are abnormally terminated. CICS/VSE also abends all tasks in other CICS/VSE partitions that are currently communicating with this system.

**User Response:** See Part 4 of the *CICS Problem Determination Guide* for guidance on how to get more help with this problem.

**Destination:** Console

**Module:** DFHCRNP

---

**DFH3786 UNABLE TO START INTERREGION COMMUNICATION BECAUSE MODULE DFHSCTE COULD NOT BE FOUND**

**Explanation:** The IRC module DFHIRP attempted to load DFHSCTE, but the module was not in the SVA.

**System Action:** The interregion communication session is not started.

**User Response:** Ensure that DFHSCTE is available.

**Destination:** Console  
**Module:** DFHSIJ1

---

**DFH3787 UNABLE TO START INTERREGION COMMUNICATION BECAUSE THERE ARE NO IRC ENTRIES IN THE SYSTEM**

**Explanation:** You have specified IRCSTRT=YES to start interregion communication (IRC) but no IRC entries have been found in either the terminal control table (TCT) or the CICS system definition file (CSD).

**System Action:** The interregion communication session is not started.

**User Response:** If you require IRC, include the appropriate entries in the TCT or CSD.

If you do not require IRC, run with system initialization override option IRCSTRT=NO.

**Destination:** Console  
**Module:** DFHSIJ1

---

**DFH3788 UNEXPECTED FAILURE TRYING TO ESTABLISH CONNECTION TO SYSTEM *sysid***

**Explanation:** CICS/VSE could not establish a link to system *sysid*, despite the fact that *sysid* is available for communication and has sufficient receive sessions. A possible reason for this message is that the APPLID of the system on which the message appears does not match the NETNAME on any of the system entries (DFHTCT TYPE=SYSTEM) defined in system *sysid*.

This message is also issued if a connection has been defined using RDO for a region which has not had IRC SET CLOSED and SET OPEN for it. See the *CICS Resource Definition Guide* manual for the correct procedure.

**System Action:** The connection is not established. Any previous existing connections are unaffected.

**User Response:** If an applid-netname mismatch has occurred, correct and retry, otherwise you will require assistance. See Part 4 of the *CICS Problem Determination Guide* for guidance on how to get more help with this problem.

**Destination:** CSMT  
**Module:** DFHCRNP

---

**DFH3789 SEND/RECEIVE MISMATCH BETWEEN TCT SYSTEM ENTRIES FOR THIS SYSTEM AND SYSTEM *sysid***

**Explanation:**

- The number of send sessions defined in this system's TCT entry for system *sysid* does not equal the number of receive sessions defined in system *sysid*'s TCT entry for this system, or
- The number of receive sessions defined in this system's TCT entry for system *sysid* does not equal the number of send sessions defined in system *sysid*'s TCT entry for this system.

**System Action:** As many sessions as possible are established.

**User Response:** Alter one or both DFHTCT entries.

**Destination:** CSMT  
**Module:** DFHCRNP

---

**DFH3790 UNABLE TO CONNECT TO SYSTEM *sysid* FOR SECURITY REASONS**

**Explanation:** The TYPE=SYSTEM entry in system *sysid*'s DFHTCT entry for this system contained an XSNAME operand that did not match the real external security ID of this system, or the ID was unknown to IRC.

**System Action:** Processing continues.

**User Response:** Discuss with the system programmer responsible for system *sysid*.

**Destination:** CSMT  
**Module:** DFHCRNP

---

**DFH3791 UNABLE TO START INTER-REGION COMMUNICATION BECAUSE ISC=NO HAS BEEN SPECIFIED**

**Explanation:** IRC facilities are not available because ISC=NO has been specified.

**System Action:** The interregion communication session is not started.

**User Response:** Run with a value other than NO in the ISC system initialization parameter.

**Destination:** Console  
**Module:** DFHSIJ1

---

**DFH3792 UNABLE TO START INTER-REGION COMMUNICATION BECAUSE SRT=NO HAS BEEN SPECIFIED**

**Explanation:** IRC facilities are unavailable if SRT=NO is specified.

**System Action:** The interregion communication session is not started.

**User Response:** Run with SRT=YES or SRT=xx as the system initialization parameters.

**Destination:** Console  
**Module:** DFHSIJ1

---

**DFH3793 (This message has no text because it is directed to the master terminal, which has a limited message area)**

**Explanation:** CEMT SET IRC OPEN cannot be satisfied because IRC is not closed.

**System Action:** The request is ignored.

**User Response:** If IRC is being closed, wait until closure is complete. Then retry OPEN command.

**Destination:** Master terminal  
**Module:** DFHEMB

---

**DFH3794I INTER-REGION USAGE OF SVA GETVIS STORAGE HAS REACHED *nnnn* BYTES FOR THIS IPL**

**Explanation:** The maximum number of SVA GETVIS bytes used so far in this IPL by the CICS/VSE interregion communication facility (for interregion buffers) is *nnnn*.

**System Action:** Processing continues.

**User Response:** None.

**Destination:** CSMT  
**Module:** DFHZCX



---

**DFH3796I** TRANSACTION *tranid* TERMID *termid* - A CONNECTED TRANSACTION SENT ISSUE ABEND WITH FOLLOWING MESSAGE:  
xxxxxx

**Explanation:** Transaction *tranid* was connected to a transaction in another CICS/VSE system via an MRO link. The other transaction sent an ISSUE-ABEND flow with a message. This message is appended to DFH3796.

**System Action:** Processing continues.

**User Response:** Examine the information in the appended message to determine the circumstances and what action to take.

**Destination:** CSMT transient data queue

**Module:** DFHZIS1.

---

**DFH3797E** ACRG : AID FOR ATI INITIATED DYNAMIC TRANSACTION COULD NOT BE FOUND

**Explanation:** An ATI-initiated remote transaction defined with DYNAMIC(YES) has failed because there is no matching

---

## DFH39xx (DL/I Support) Messages

---

**DFH3927I** PROGRAM DFHDLRP CANNOT BE FOUND

**Explanation:** The CICS/VSE program for DL/I restart, DFHDLRP, cannot be found.

CICS/VSE cannot find DFHDLRP in any of the libraries defined in the LIBDEF SEARCH sequence in the CICS/VSE startup job stream.

**System Action:** CICS/VSE terminates abnormally with an IDUMP.

**User Response:** To correct this error, make DFHDLRP available in one of the libraries.

**Destination:** Console.

**Module:** DFHSII1

---

**DFH3928I** DL/I RESTART FAILED

**Explanation:** The CICS/VSE DL/I restart task could not complete because a necessary step failed. The task has done some essential recovery operations and abended itself with code ADLH.

**System Action:** CICS/VSE writes a transaction dump for the DL/I restart task.

CICS/VSE sends two messages to the console, one to identify the error detected by the DL/I restart task, and one, DFH3928, to say that the task has failed. CICS/VSE terminates abnormally with a dump. Depending on the nature of the original error, you may see messages from some other system component (for example, an access method).

**User Response:** Use the messages and dumps to find out the cause of the failure.

See Part 4 of the *CICS Problem Determination Guide* for guidance on how to get more help with this problem.

---

## DFH40xx (DFHMCP) Messages

---

**DFH4001I** ERROR PURGE DELAY INOPERATIVE,{TRANSID ERROR|INVALID REQ ERROR|UNEXPECTED ERROR}

**Explanation:** An error return code has been received from the interval control program (ICP) during initiation of CSPQ, (the purge delay transaction).

entry in the automatic initiate descriptor (AID) chain.

Each AID in the chain has been checked and none has been found where any of the following apply:

- The AID terminal matches that of the TCTTE.
- The installed transaction definition and the AID transaction IDs match.
- The AID is for a remote transaction.
- The AID has not been canceled.

This message is associated with the FFS call label CRP3797 for global user exit XFFDSUP.

**System Action:** The task is abnormally terminated with a CICS system dump.

**User Response:** Notify your system programmer of the error. Use the dump to help ascertain the mismatch. Check the transactions listed in the TCTTE and PCT fields of the system dump against the AID chain.

**Destination:** CSMT

**Module:** DFHCRP

---

**Destination:** Console

**Module:** DFHDLRP

---

**DFH3929I** PROGRAM DFHDLBP CANNOT BE FOUND DL/I DATABASES CANNOT BE BACKED OUT

**Explanation:** The CICS/VSE program for DL/I backout DFHDLBP cannot be found.

CICS/VSE cannot find DFHDLBP in any of the libraries defined in the LIBDEF SEARCH sequence in the CICS/VSE startup job stream.

**System Action:** CICS/VSE terminates abnormally with an IDUMP.

**User Response:** To correct this error, make DFHDLBP available in one of the libraries.

**Destination:** Console.

**Module:** DFHDLRP

---

**DFH3931I** DL/I SUPPORT REQUESTED BUT THERE ARE NO JOURNALS DEFINED

**Explanation:** The initiated CICS/VSE system specifies DL/I support, but does not define any journals, probably because you have specified JCT=NO as a SIT option or override.

**System Action:** CICS/VSE continues. However, if CICS/VSE or a transaction fails, CICS/VSE will not back out any uncommitted updates to DL/I data bases.

**User Response:** This is a warning message which you can ignore. If you want to protect the integrity of your DL/I data bases, terminate CICS/VSE, define at least a system log, and restart CICS/VSE.

**Destination:** Console.

**Module:** DFHDLRP

---

**System Action:** Purge delay is not operative for that execution of CICS/VSE.

**User Response:**

**TRANSID ERROR**

Define transaction CSPQ.

**INVALID REQ ERROR**

The interval control program (ICP) returned an INVALID REQUEST return code in response to the INITIATE request.

**UNEXPECTED ERROR**

The ICP returned an unrecognized error code in

response to the INITIATE request. The error code can be found in the dump at label MCPINERR in program DFHMCP.

**Destination:** CSMT

**Module:** DFHMCP

---

## DFH41xx (DFHTPR) Messages

---

### DFH4101 CANNOT RESET FROM TEMPORARY PAGING TO AUTOPAGING

**Explanation:** A terminal requested that it be reset from temporary paging status to autopaging status. However:

1. The terminal is defined as a paging terminal, or
2. The message is marked that the operator must specifically purge it.

**System Action:** Other processing continues.

**User Response:** The response depends upon the cause as follows:

1. Use the master terminal program to change the status of the terminal.
2. The operator must specifically purge the message. The system then automatically resets the status to autopaging.

**Destination:** Terminal end user

**Module:** DFHTPR

**User Response:** None.

**Destination:** Terminal end user

**Module:** DFHTPR

---

### DFH4102 *nnnn* MESSAGES QUEUED FOR IMMEDIATE DELIVERY

**Explanation:** The operator requested that *nnnn* messages be delivered via page retrieve command queue.

**System Action:** The count of messages queued for this operator or terminal is displayed.

**User Response:** None.

**Destination:** Terminal end user

**Module:** DFHTPR

---

### DFH4106 YOU ARE NOT ALLOWED TO RETRIEVE OR PURGE THIS MESSAGE

**Explanation:** The terminal operator tried to retrieve or purge a specific message using a message identifier (rather than the current or next available message). However, the specified message is not destined for this operator identifier.

**System Action:** Other processing continues.

**User Response:** None.

**Destination:** Terminal end user

**Module:** DFHTPR

---

### DFH4103 ATTEMPTING TO PURGE, COPY, OR CHAIN, BUT NO PAGES ARE CURRENTLY CONNECTED TO THIS TERMINAL

**Explanation:** There are no tasks currently attached to this terminal.

**System Action:** Other processing continues.

**User Response:** None.

**Destination:** Terminal end user

**Module:** DFHTPR

---

### DFH4107 CHAIN VALUE *chain* IS LESS THAN 1 OR GREATER THAN THE LEVEL OF CHAINING ALLOWED

**Explanation:** The chain value, *chain*, as indicated by the page retrieval command was either less than 1 or greater than the level of chaining at that terminal.

**System Action:** Other processing continues.

**User Response:** None.

**Destination:** Terminal end user

**Module:** DFHTPR

---

### DFH4104 A PAGING REQUEST WAS RECEIVED BUT THERE ARE NO PAGES FOR DISPLAY

**Explanation:** The CICS/VSE paging command (CSPG) or a request for paging was entered from a terminal in transaction status, but there are no pages to be displayed at the terminal.

**System Action:** Other processing continues.

**User Response:** None.

**Destination:** Terminal end user

**Module:** DFHTPR

---

### DFH4108 REQUESTED PAGE *pageno* DOES NOT EXIST (IT IS LESS THAN 1 OR MORE THAN THE NUMBER OF PAGES IN THE MESSAGE).

**Explanation:** The page *pageno*, as indicated by the page retrieval command, was either less than 1 or was greater than the number of pages in the message. This can be caused, for instance, by requesting the previous page after the first page, or the next page after the last page.

**System Action:** Other processing continues.

**User Response:** The paging session can be continued with a valid page value. The last valid page displayed is still the current page. For example, to recall the last valid page displayed, execute the page retrieval command used to get a current page.

**Destination:** Terminal end user

**Module:** DFHTPR

---

### DFH4105 SPECIFIED MESSAGE IS NOT RECOGNIZED

**Explanation:** The terminal operator tried to retrieve or purge a specific message using a message identifier (rather than the current or next available message). However, the specified message does not exist, or is not destined for this terminal.

**System Action:** Other processing continues.

---

### DFH4109 THE REQUESTED COMMAND *command* WAS NOT RECOGNIZED. CHECK THAT YOU HAVE THE CORRECT VALUE.

**Explanation:** Transaction CSPG was entered at the terminal, but what follows cannot be identified as a paging command. *xxxx* represents the first four nonblank characters after CSPG.

**System Action:** Other processing continues.

**User Response:** Retry using a valid paging command.

**Destination:** Terminal end user

**Module:** DFHTPR

---

**DFH4110**     *function* IS NOT VALID. PAGE RETRIEVE FUNCTION MUST BE A, C, L, N, P, Q, OR A NUMBER.

**Explanation:** The page retrieve function represented by *function* is not one of the following: A, C, L, N, P, Q, or a number that may be preceded by a + (plus) or a - (minus) sign, where:

- A**     All logical messages destined for and being displayed on that terminal.
- C**     The current (level) logical message.
- L**     The last page.
- N**     The next page.
- P**     The previous page.
- Q**     (Query) display the identifier of all logical messages destined for this terminal. If the message is security-protected, its identifier is displayed only if the operator identifier and class for the signed-on operator match those in the message. The identifier consists of 1-to-6-character hexadecimal number, and, optionally, a message title.

**System Action:** Other processing continues.

**User Response:** Use a valid page retrieve function.

**Destination:** Terminal end user

**Module:** DFHTPR

---

**DFH4111**     *function* IS NOT VALID. PAGE PURGE FUNCTION MUST BE A, B, C, H, OR R.

**Explanation:** The page purge function represented by *function* is not A, B, C, H, or R, where:

- A**     All logical messages destined for and being displayed on that terminal.
- B**     The logical message being displayed on that terminal and all logical messages chained to it.
- C**     The current (level) logical message.
- H**     All logical messages chained to the base logical message being displayed on that terminal.
- R**     All logical messages queued for immediate delivery (routed) to the terminal.

**System Action:** Other processing continues.

**User Response:** Use a valid page purge function.

**Destination:** Terminal end user

**Module:** DFHTPR

---

**DFH4112**     THE TERMINAL IDENTIFIER *termid* IS UNKNOWN OR IS NOT SUPPORTED.

**Explanation:** The terminal identifier represented by *termid* does not exist or is not supported under basic mapping support (BMS).

**System Action:** Other processing continues.

**User Response:** Use a valid terminal identifier.

**Destination:** Terminal end user

**Module:** DFHTPR

---

**DFH4113**     *msgno* *termtype* *pageno* I/O ERROR ON MCR OR PAGE.

**Explanation:** While attempting to retrieve a message control record (MCR) or page of a message, a temporary storage I/O error occurred. *xxxxx* represents the message number in hexadecimal; *y* is the terminal type; *zzz* is zero if the error occurred for the MCR, or is the page number. The message or page noted may be lost for this and/or other terminals.

**System Action:** If pages are being displayed at an autopaging terminal, the next page if any is displayed. Otherwise no action takes place.

**User Response:** None.

---

**Destination:** CSMT  
**Module:** DFHTPQ, DFHTPR

---

**DFH4114**     YOU MUST PURGE MESSAGES FROM THE TERMINAL BEFORE ISSUING A NEW TRANSACTION

**Explanation:** While messages were being displayed at the terminal, the operator entered data that was not a paging command, either in error or to initiate a new transaction. However, at least one of the messages on the terminal is marked that the operator must specifically purge it before initiating a new transaction.

**System Action:** Other processing continues.

**User Response:** Purge all messages being displayed at this terminal, or chain the desired transaction using the chaining command.

**Destination:** Terminal end user

**Module:** DFHTPR

---

**DFH4115**     YOU MUST PURGE THE MESSAGE FROM YOUR TERMINAL TO CONTINUE

**Explanation:** A transaction is displaying pages at the terminal. Before the operator can continue with the transaction, the message must be purged.

**System Action:** Other processing continues.

**User Response:** Purge the current message.

**Destination:** Terminal end user

**Module:** DFHTPR

---

**DFH4116**     YOUR MESSAGE REQUEST CANNOT BE DONE WHILE ANOTHER MESSAGE IS BEING DISPLAYED.

**Explanation:** While viewing a message, the operator entered a request for a specific message (for example, P/1,xxx) or requested the message identifiers of messages waiting to be displayed (P/Q). CICS/VSE cannot service this request while another message is being displayed. *xxx* is the message identifier of one of the messages waiting to be displayed.

**System Action:** Other processing continues.

**User Response:** Reenter the request when there are no messages being displayed at the terminal.

**Destination:** Terminal end user

**Module:** DFHTPR

---

**DFH4117**     PURGE DISPLAY % AFTER VIEWING.

**Explanation:** The operator at a 3270 has requested a display of message identifiers waiting to be displayed. The reply will be constructed as one or more pages stored in temporary storage and can be viewed like any page message. % is the page number indicator.

**System Action:** Other processing continues.

**User Response:** Purge the message when viewing is complete.

**Destination:** Terminal end user

**Module:** DFHTPR

---

**DFH4118**     AN ID ERROR OCCURRED WHILE RETRIEVING A MESSAGE CONTROL RECORD (MCR) OR MESSAGE PAGE. MESSAGE *bmsid*, TERMINAL TYPE *termtype*, PAGE *pageno*.

**Explanation:** CICS/VSE was trying to retrieve page *pageno* of a message from temporary storage when an identifier error was received. Alternatively, CICS/VSE could have been trying

to retrieve a message control record (MCR) if page *pageno* was equal to zero when the identifier error was received. The message or page may be lost. The probable cause of the error is that temporary storage either was cold-started after the message was scheduled, or after it was saved.

Otherwise the message had already been purged. *bmsid* is the BMS logical message identifier, which is a unique hexadecimal identifier used in the generation of a temporary storage (TS) key for saving this page or message. *termtype* is the terminal type.

**System Action:** Other processing continues.

**User Response:** None.

**Destination:** Terminal end user (DFHTPR), CSMT (DFHTPQ)

**Module:** DFHTPQ, DFHTPR

**DFH4119 AN INVALID REQUEST ON MESSAGE CONTROL RECORD (MCR) OR PAGE RETRIEVAL HAS OCCURRED. MESSAGE**  
*bmsid*, **TERMINAL TYPE** *termtype*, **PAGE**  
*pageno*.

**Explanation:** CICS/VSE was trying to store or retrieve page *pageno* of a message when a temporary storage invalid request occurred. Alternatively, CICS/VSE could have been trying to store or retrieve a message control record (MCR) if the page *pageno* equaled zero when the temporary storage invalid error was received.

The message or page may be lost. The probable cause is that temporary storage was not loaded. *bmsid* is the BMS logical message identifier, which is a unique hexadecimal identifier used in the generation of a temporary storage (TS) key for saving this page or message. *termtype* is the terminal type.

**System Action:** Other processing continues.

**User Response:** Ensure that the temporary storage program is loaded.

**Destination:** Terminal end user

**Module:** DFHTPQ, DFHTPR

**DFH4120 UNABLE TO INTERPRET INPUT. PLEASE TRY AGAIN**

**Explanation:** The operator entered data that could not be interpreted.

**System Action:** Input is discarded.

**User Response:** Verify input is valid under existing conditions.

**Destination:** Terminal end user

**Module:** DFHTPR

**DFH4121 AN I/O ERROR OCCURRED WHILE RETRIEVING A MESSAGE CONTROL RECORD OR MESSAGE PAGE. MESSAGE**  
*bmsid*, **TERMINAL TYPE** *termtype*, **PAGE**  
*pageno*.

**Explanation:** CICS/VSE was trying to retrieve page *pageno* of a message when a temporary storage I/O error occurred. Alternatively, CICS/VSE could have been trying to store or retrieve a message control record (MCR) if the page *pageno* equaled zero when the temporary storage I/O error occurred.

The message or page may be lost. *bmsid* is the BMS logical message identifier, which is a unique hexadecimal identifier used in the generation of a temporary storage (TS) key for saving this page or message. *termtype* is the terminal type.

**System Action:** If pages are being displayed at an autopaging terminal, the next page, if any, is displayed.

Otherwise, no action takes place.

**User Response:** None.

**Destination:** Terminal end user

**Module:** DFHTPR

**DFH4122 REQUESTED PURGE COMPLETED SUCCESSFULLY**

**Explanation:** CICS/VSE has completed a page purge function requested from the terminal.

**System Action:** Processing continues.

**User Response:** None.

**Destination:** Terminal end user

**Module:** DFHTPR

**DFH4123 TERMINAL IS NOW AUTOPAGING**

**Explanation:** The terminal operator has requested that CICS/VSE reset a terminal that is temporarily in paging status, to autopaging status.

**System Action:** The rest of the pages in the message are displayed. If there is none left and the message can be purged automatically, it will be purged.

**User Response:** None.

**Destination:** Terminal end user

**Module:** DFHTPR

**DFH4124 PAGE COPIED FROM TERMINAL** *termid*  
**(MESSAGE NUMBER** *msgno***)**

**Explanation:** This message appears in the display of messages waiting to be displayed (P/Q) and identifies a copied page. *xxxxxx* is the message number of the copied page and *termid* is the terminal for which it is queued.

**System Action:** Processing continues.

**User Response:** None.

**Destination:** Terminal end user

**Module:** DFHTPR

**DFH4126** *msgno* **HAS BEEN COPIED**

**Explanation:** This message is issued in response to a request to copy to another terminal. *xxxxxx* is the message identifier of the message being displayed.

**System Action:** Processing continues.

**User Response:** None.

**Destination:** Terminal end user

**Module:** DFHTPR

**DFH4127** *nnnn* **MUST BE A NUMBER. PLEASE TRY AGAIN.**

**Explanation:** The characters represented by *nnnn* were encountered where the system expected a decimal value (for a page or chain number) or a hexadecimal value (for a message number).

**System Action:** Other processing continues.

**User Response:** Reenter the paging command with a valid number.

**Destination:** Terminal end user

**Module:** DFHTPR

**DFH4128** *command* **IS UNDEFINED FOR PAGE RETRIEVAL.**

**Explanation:** After a page retrieval (PR) session has been started, the operator has pressed a PA or PF key for which no PR command has been defined in the SIT.



**System Action:** The command is ignored. The display status bit is not altered.

**User Response:** The system programmer should ensure that the PR command in question is defined in the SIT.

**Destination:** Terminal end user

**Module:** DFHTPR

**DFH4130**      **YOU HAVE USED AN UNRECOGNIZED LOGICAL DEVICE. THE VALID NAMES ARE *xxx,yyy*.**

**Explanation:** A paging command containing an invalid logical device mnemonic was entered. *xxx,yyy,...* indicate the valid logical device mnemonics for the requested logical message.

**System Action:** Input is discarded and other processing continues.

**User Response:** Reenter the paging command with a logical device mnemonic chosen from those listed in the message.

**Destination:** Terminal end user

**Module:** DFHTPR

**DFH4131**      **REQUESTED PAGE CANNOT BE COPIED TO THAT TERMINAL.**

**Explanation:** The operator has tried to copy a page that refers to an outboard format:

- To a terminal that does not support outboard formats, or
- To a terminal that DOES support outboard formats, but which has a different page width or a smaller page depth than the source terminal.

**System Action:** The paging request is ignored.

**User Response:**

- Copy the offending page to a terminal that supports outboard formatting, or
- Make the referenced format non-outboard, or
- Copy the offending page to a terminal that does support outboard formatting and which has a page size the same as the source terminal.

**Destination:** Terminal end user

**Module:** DFHTPR

**DFH4132**      **NO PAGES HAVE BEEN BUILT FOR THIS PARTITION**

**Explanation:** This an information message issued during a page retrieval session. It appears in a screen partition for which no pages have been built.

**System Action:** Processing continues.

**User Response:** None, unless a display was expected in the affected partition. In that case, check for an operator or application error.

**Destination:** Terminal end user

**Module:** DFHTPR

**DFH4150**      *queuename termtype* – **ID ERROR ON MCR**

**Explanation:** During processing of a delayed delivery message, a temporary storage identification error occurred. The message is lost for all destination terminals of type *termtype*. Temporary storage was probably cold-started after the message was originally scheduled. The inserted *queuename* is the name of the internally generated storage queue.

**System Action:** Other processing continues.

**User Response:** None.

**Destination:** CSMT transient data queue

**Module:** DFHTPS

**DFH4151**      *queuename termtype* – **I/O ERROR ON MCR**

**Explanation:** During processing of a delayed delivery message, a temporary storage I/O error occurred. The message is lost for all destination terminals of type *termtype*. The inserted *queuename* is the name of the internally generated storage queue.

**System Action:** Other processing continues.

**User Response:** None.

**Destination:** CSMT transient data queue

**Module:** DFHTPS

**DFH4152**      *queuename termtype* – **INVALID REQUEST ON MCR**

**Explanation:** During processing of a delayed delivery message, a temporary storage invalid request error occurred. The message is lost for all destination terminals of type *termtype*. The system was probably initialized without temporary storage.

The inserted *queuename* is the name of the internally generated storage queue.

**System Action:** Other processing continues.

**User Response:** Ensure that the system is initialized with temporary storage.

**Destination:** CSMT transient data queue

**Module:** DFHTPS

**DFH4160**      **MESSAGE *msgno* PURGED AS UNDELIVERABLE FROM *nnnn* TERMINAL(S)**

**Explanation:** The message numbered *msgno* has been waiting for display at a terminal, but *nnnn* of these terminals are unable to display the message because they are out of service. This message is sent to the master terminal operator.

**System Action:** To avoid affecting system performance, messages waiting longer than a time specified by the installation are purged.

**User Response:** None.

**Destination:** CSMT transient data queue

**Module:** DFHTPQ

**DFH4161**      **MESSAGE *msgno* WAS NOT DELIVERED. IT WAS PURGED FROM TERMINAL(S) *termid*. MESSAGE TITLE WAS *title***

**Explanation:** The message numbered *msgno* has been purged because it had not been delivered within the system-defined time limit. *title* is the title of message *msgno* and appears in this message only if one exists. *termid* is the terminal from which the message was purged.

**System Action:** The message is purged from the system. No further attempt is made to deliver the message.

**User Response:** None.

**Destination:** Terminal end user

**Module:** DFHTPQ

**DFH4162**      *nnnn* **BMS SYSTEM MESSAGE(S) PURGED AS UNDELIVERABLE FROM ERROR NOTIFICATION TERMINAL(S) *termid time***

**Explanation:** Basic mapping support (BMS) system messages (for example, DFH4161) have been waiting to be displayed at the error notification terminal, but the terminal is unable to display them because its status is not consistent with their status, or because traffic is too heavy. *nnnn* is the number of BMS system messages purged and *termid* is the error

notification terminal's identifier.

**System Action:** To avoid affecting system performance, messages waiting longer than a time specified by the installation are purged.

**User Response:** Either alter the status of the terminal to allow messages to be displayed or increase purge delay time at CICS/VSE system initialization.

**Destination:** CSMT transient data queue

**Module:** DFHTPQ

**DFH4164**      *termid* CANNOT ACCEPT MESSAGE  
DFH4161

**Explanation:** *termid* is the identifier of a terminal specified to receive notification if a message could not be delivered.

However, *termid* is not now in the TCT or is not defined as a terminal supported by BMS. This message is followed by DFH4161, which contains the error notification.

**System Action:** Other processing continues.

**User Response:** Notify terminal *termid* of the contents of message DFH4161, which is issued following this message.

**Destination:** Terminal end user

**Module:** DFHTPQ

**DFH4165**      UNDELIVERABLE MESSAGES ARE BEING  
PURGED. THE TERMINAL IS AVAILABLE  
FOR USE.

**Explanation:** This message is sent to destination CSMT. It is also sent to the originating terminal if transaction CSPQ is entered from the terminal. Program DFHTPQ has been time-initiated to purge any messages that are considered undeliverable.

**System Action:** A nonterminal task is initiated to purge undeliverable messages.

**User Response:** None. The message is displayed at the terminal to indicate that the terminal is available for use.

**Destination:** Terminal end user

**Module:** DFHTPQ

**DFH4166**      RECEIVED RETURN CODE *retcode* FROM  
MACRO

**Explanation:** BMS received the error return code *retcode* after issuing a CICS/VSE system macro request.

**System Action:** Processing continues.

**User Response:** See Part 4 of the *CICS Problem Determination Guide* for guidance on how to get more help with this problem.

**Destination:** Terminal end user

**Module:** DFHTPQ

**DFH4170**      REQUEST FROM SYSTEM *sysid* TO ROUTE  
MESSAGE NUMBER *msgno* TO TERMINAL  
*termid* WAS NOT EXECUTED. *time*

**Explanation:** BMS received a request from system *sysid* to route message *msgno* to terminal *termid*. The request could not be executed.

**System Action:** Processing continues.

**User Response:** Ensure that the TCTs for the two systems are consistent.

**Destination:** CSMT transient data queue

**Module:** DFHTPS

**DFH4171**      REQUEST FROM SYSTEM *sysid* TO ROUTE  
MESSAGE NUMBER *msgno* TO TERMINAL  
*termid* WAS NOT EXECUTED. TERMINAL  
NOT VALID. *time*

**Explanation:** BMS received a request from system *sysid* to route message *msgno* to terminal *termid*. The request could not be executed because terminal *termid* is not defined on this system.

**System Action:** Processing continues.

**User Response:** Ensure that the TCTs for the two systems are consistent.

**Destination:** CSMT transient data queue

**Module:** DFHTPS

**DFH4172**      REQUEST FROM SYSTEM *sysid* TO ROUTE  
MESSAGE NUMBER *msgno* TO TERMINAL  
*termid* WAS NOT EXECUTED. TERMINAL  
NOT SUPPORTED BY BMS. *time*

**Explanation:** BMS received a request from system *sysid* to route message *msgno* to terminal *termid*. The request could not be executed because terminal *termid* is of a type not supported by BMS.

**System Action:** Processing continues.

**User Response:** Ensure that the TCTs for the two systems are consistent.

**Destination:** CSMT transient data queue

**Module:** DFHTPS

**DFH4173**      REQUEST FROM SYSTEM *sysid* TO ROUTE  
MESSAGE NUMBER *msgno* TO TERMINAL  
*termid* WAS NOT EXECUTED. INVALID LDC  
SPECIFIED. *time*

**Explanation:** BMS received a request from system *sysid* to route message *msgno* to terminal *termid*. The request could not be executed because the LDC specification was invalid.

**System Action:** Processing continues.

**User Response:** Ensure that the TCTs for the two systems are consistent.

**Destination:** CSMT transient data queue

**Module:** DFHTPS

**DFH4180**      TERMINAL *termid* SPECIFIED AS ERROR  
TERMINAL FOR MESSAGE *msgno* FROM  
SYSTEM *sysid* INVALID AND IGNORED.  
*time*

**Explanation:** BMS received a request from system *sysid* to route message *msgno*, specifying terminal *termid* to be notified in the event of the message not being delivered. Terminal *termid* is not defined in the terminal control table.

**System Action:** Processing continues.

**User Response:** Ensure that the TCTs for the two systems are consistent.

**Destination:** CSMT transient data queue

**Module:** DFHTPS

**DFH4190**      PLEASE ENTER YOUR DATA AGAIN IN  
THE PARTITION CONTAINING THE  
CURSOR

**Explanation:** The terminal operator entered data from a partition other than the expected input partition. The expected input partition is activated (that is, the cursor is moved into it), and the terminal operator should reenter data in this partition.

**System Action:** Processing continues.

**User Response:** Ensure that terminal operator enters data in the correct partition.

**Destination:** Terminal end user  
**Module:** DFHPHP

---

## DFH43xx (DFHCRS) Messages

---

**DFH4300I** TRANSACTION *tranid* NOT EXECUTED ON TERMINAL *termid* ON SYSTEM *sysid*. TRANSACTION INVALID ON THAT SYSTEM

**Explanation:** A request was made to schedule a task on remote system *sysid*. The request could not be executed because transaction *tranid* is not defined on system *sysid*.

**System Action:** Other processing continues.

**User Response:** Ensure that terminal *termid* and transaction *tranid* are defined on system *sysid*.

**Destination:** CSMT

**Module:** DFHCRS

---

**DFH4301I** TRANSACTION *tranid* NOT EXECUTED ON TERMINAL *termid* ON SYSTEM *sysid*. TERMINAL INVALID ON THAT SYSTEM

**Explanation:** A request was made to schedule a task on remote system *sysid*. The request could not be executed because terminal *termid* is not defined on system *sysid*.

**System Action:** Other processing continues.

**User Response:** Ensure that terminal *termid* and transaction *tranid* are defined on system *sysid*.

**Destination:** CSMT

**Module:** DFHCRS

---

**DFH4302I** TRANSACTION *tranid* NOT EXECUTED ON TERMINAL *termid* ON SYSTEM *sysid*. SCHEDULE REQUEST FAILED ON THAT SYSTEM

**Explanation:** A request was made to schedule a task on remote system *sysid*. The request could not be executed.

**System Action:** Other processing continues.

**User Response:** Check the system definition tables of the remote system to determine why schedule requests might not be honored.

**Destination:** CSMT

**Module:** DFHCRS

---

**DFH4310I** REQUEST FROM SYSTEM *sysid* TO INITIATE TRANSACTION *tranid* ON THAT SYSTEM ON TERMINAL *termid* WAS NOT EXECUTED. TRANSACTION INVALID

**Explanation:** A request was received from remote system *sysid* to initiate transaction *tranid* on system *sysid* on terminal *termid*. The request could not be honored because transaction *tranid* is not defined in this system.

**System Action:** Processing continues.

**User Response:** Ensure that terminal *termid* and transaction *tranid* are defined on both systems.

**Destination:** CSMT

**Module:** DFHCRS

---

**DFH4311I** REQUEST FROM SYSTEM *sysid* TO INITIATE TRANSACTION *tranid* ON THAT SYSTEM ON TERMINAL *termid* WAS NOT EXECUTED. TERMINAL INVALID

**Explanation:** A request was received from remote system *sysid* to initiate transaction *tranid* on system *sysid* on terminal *termid*. The request could not be honored because terminal *termid* is not defined on this system.

**System Action:** Processing continues.

**User Response:** Ensure that terminal *termid* and transaction *tranid* are defined on both systems.

**Destination:** CSMT

**Module:** DFHCRS

---

**DFH4312I** REQUEST FROM SYSTEM *sysid* TO INITIATE TRANSACTION *tranid* ON THAT SYSTEM ON TERMINAL *termid* WAS NOT EXECUTED. SCHEDULE REQUEST FAILED

**Explanation:** A request was received from remote system *sysid* to initiate transaction *tranid* on system *sysid* on terminal *termid*. The request could not be honored because the schedule request failed.

**System Action:** Processing continues.

**User Response:** Check the system definition tables of the local system to determine why schedule requests might not be honored.

**Destination:** CSMT

**Module:** DFHCRS

---

**DFH4313I** PURGE OF NON-EXECUTABLE ATI REQUESTS BEGINNING

**Explanation:** Transaction CRSQ has been started. It will purge all automatic initiate descriptions that request initiation of remote tasks that have been in existence for longer than the ATI purge interval, but have not caused task initiation.

**System Action:** Processing continues.

**User Response:** Check the CSMT log to determine which ATI requests (if any) have been purged, and determine the reasons the tasks could not be initiated.

**Destination:** Terminal end user

**Module:** DFHCRQ

---

**DFH4314I** REQUEST TO INITIATE TRANSACTION *tranid* ON REMOTELY OWNED TERMINAL *termid* HAS BEEN PURGED. REQUEST WAS NOT DELIVERABLE TO SYSTEM *sysid* WITHIN THE ATI PURGE DELAY TIME INTERVAL

**Explanation:** A request to initiate transaction *tranid* was not delivered to system *sysid*, probably because a link to system *sysid* had not been made available.

**System Action:** Processing continues.

**User Response:** Ensure that a link to system *sysid* is made available between issuing the transaction initiation request and the elapse of the ATI purge delay time interval.

**Destination:** CSMT

**Module:** DFHCRQ

---

**DFH4315I** REQUEST TO INITIATE TRANSACTION *tranid* ON REMOTELY OWNED TERMINAL *termid* HAS BEEN PURGED. SYSTEM *sysid* HAS NOT RESPONDED TO THE REQUEST WITHIN THE ATI PURGE DELAY TIME INTERVAL

**Explanation:** A request to initiate transaction *tranid* was sent to system *sysid*. System *sysid* acknowledged the request but did not respond within the ATI purge delay time interval. If system *sysid* eventually responds, the task will not be executed.

**System Action:** Processing continues.

**User Response:** Determine why system *sysid* did not

respond. It may be that the task started and abended or failed a security check, or that system *sysid* abended and all details of the request were lost.

**Destination:** CSMT  
**Module:** DFHCRQ

## DFH44xx (DFHRTE) Messages

**DFH4401I** *time applid* NO TRANSACTION IDENTIFICATION SPECIFIED. PLEASE TRY AGAIN

**Explanation:** The terminal operator has not entered an identifier for this transaction.

**System Action:** Processing continues.

**User Response:** Enter a valid transaction identifier.

**Destination:** Terminal end user

**Module:** DFHRTE

**Destination:** Terminal end user  
**Module:** DFHRTE

**DFH4402I** *time applid* YOU CANNOT USE A PROGRAM FUNCTION KEY TO START TRANSACTIONS ON OTHER SYSTEMS.

**Explanation:** Program function keys cannot be used to initiate a transaction on another system using the routing transaction (CRTE).

**System Action:** Processing continues.

**User Response:** Enter a valid transaction identifier. Note that CICS/VSE treats the transaction code as being either the first four characters entered, or the first characters entered before a blank or field separator character is encountered padded with blanks. Thus if 'XXX' is entered, the transaction code is null and this is padded to ' '.

**Destination:** Terminal end user

**Module:** DFHRTE

**DFH4406I** *time applid* SYSTEM *sysid* IS NOT IN SERVICE

**Explanation:** The system *sysid* is not currently in service.

**System Action:** Processing continues.

**User Response:** Wait until system *sysid* becomes available.

**Destination:** Terminal end user

**Module:** DFHRTE

**DFH4407I** *time applid* THIS SYSTEM DOES NOT INCLUDE SUPPORT OF INTERSYSTEM COMMUNICATION

**Explanation:** The system has not been generated with support for intersystem communication.

**System Action:** Processing continues without support for intersystem communication.

**User Response:** Generate the system with support for intersystem communication.

**Destination:** Terminal end user

**Module:** DFHRTE

**DFH4403I** *time applid* ROUTING SESSION TO SYSTEM *sysid* TERMINATED

**Explanation:** The routing session to system *sysid* has been terminated. Further transactions are run on the local system, *applid*. However, if a subsequent transaction is entered which is defined as being a remote transaction to run on system *sysid*, it is routed to *sysid* for execution.

**System Action:** Processing continues.

**User Response:** If you need to enter transactions on system *sysid* which have not been defined in system *applid*, reenter the routing transaction to system *sysid*, and then enter the transaction identifier.

**Destination:** Terminal end user

**Module:** DFHRTE

**DFH4408I** *time applid* TERMINAL *termid* IS NOT OF THE TYPE SUPPORTED BY ROUTING TRANSACTION *tranid*.

**Explanation:** The routing transaction does not support the type of terminal being used.

**System Action:** Processing continues without support for terminal *termid*.

**User Response:** Use a terminal of the type supported by the routing transaction, that is, a 3270 display terminal or a console.

**Destination:** Terminal end user

**Module:** DFHRTE

**DFH4404I** *time applid* SYNTAX ERROR. PLEASE ENTER CRTE SYSID=*sysid* OR CRTE SYSID=*sysid*, TRPROF=*yyyyyyyyyy*.

**Explanation:** The request to the routing transaction CRTE contained incorrect syntax.

**System Action:** Processing continues.

**User Response:** Reenter the request to the routing transaction CRTE using the correct syntax.

**Destination:** Terminal end user

**Module:** DFHRTE

**DFH4409I** *time applid* THE ROUTING SESSION TO SYSTEM *sysid* HAS BEEN STARTED

**Explanation:** The routing session has been started.

**System Action:** Processing continues.

**User Response:** None.

**Destination:** Terminal end user

**Module:** DFHRTE

**DFH4405I** *time applid* SYSTEM *sysid* CANNOT BE FOUND. PLEASE CHECK THAT YOU HAVE USED THE CORRECT SYSTEM NAME.

**Explanation:** System *sysid* is not defined to CICS/VSE.

**System Action:** Processing continues.

**User Response:** Check whether you have used the correct system name. Either reenter the request specifying the correct system name, or define system *sysid* to CICS/VSE.

**DFH4410I** *time applid* SYSTEM *sysid* IS UNAVAILABLE. THE ROUTING SESSION TO IT IS TERMINATED.

**Explanation:** The routing transaction has been terminated because the system became unavailable. Subsequent transaction identifiers will not be shipped to the connected system.

**System Action:** Processing continues.

**User Response:** If appropriate, reenter the transaction when the routing session to system *sysid* becomes available.

**Destination:** Terminal end user

**Module:** DFHRTE



---

**DFH4411I** *time applid* THE COMMUNICATION PROFILE CANNOT BE FOUND.

**Explanation:** The profile, specified for a transaction invoked from the terminal to which the message is directed, is not defined in the PCT.

**System Action:** CICS/VSE stops initialization of the transaction.

**User Response:** Define the communication profile to CICS/VSE and reinvoke the transaction. For further information about how to define the profile, see the *CICS Intercommunication Guide*.

**Destination:** Terminal end user

**Module:** DFHRTE

---

**DFH4412I** *time applid* THE TRANSACTION CODE IS NOT DEFINED ON THE REMOTE SYSTEM

**Explanation:** A transaction identification, routed to a remote CICS/VSE system, is not an installed transaction definition in the remote system. CICS/VSE directs this message to the terminal at which the transaction identifier was entered.

This message is similar to DFH2001 in a local system.

**System Action:** CICS/VSE stops initialization of the transaction.

**User Response:** Enter a valid transaction ID, or install the transaction on the remote system. Note that CICS/VSE treats the transaction code as being either the first four characters entered, or the first characters entered before a blank or field separator character is encountered padded with blanks. Thus if 'XXX' is entered, the transaction code is null and this is padded to ''.

**Destination:** Terminal end user

**Module:** DFHZTSP

---

**DFH4413I** *time applid* THE TRANSACTION HAS BEEN DISABLED ON THE REMOTE SYSTEM

**Explanation:** A transaction, routed to a remote CICS/VSE system, is disabled in the installed transaction definition of the remote system. CICS/VSE directs this message to the terminal at which the transaction identifier was entered.

This message is similar to DFH2008 in a local system.

**System Action:** CICS/VSE stops initialization of the transaction.

**User Response:** Enable the transaction on the remote system.

**Destination:** Terminal end user

**Module:** DFHRTE

---

**DFH4414I** *time applid* TRANSACTION *tranid* CANNOT RUN. CICS SHUTDOWN IS IN PROGRESS IN THE REMOTE SYSTEM.

**Explanation:** A transaction *tranid* was routed to a remote CICS/VSE system that was being quiesced. CICS/VSE directs this message to the terminal at which the transaction identifier was entered.

This message is similar to DFH2007 in a local system.

**System Action:** The remote CICS/VSE system continues quiescing.

**User Response:** Reenter the transaction when the remote CICS/VSE system is in normal execution mode

**Destination:** Terminal end user

**Module:** DFHZTSP

---

**DFH4415I** *time applid* TRANSACTION CXRT WAS INVOKED DIRECTLY BY TERMINAL INPUT. THIS IS NOT ALLOWED.

**Explanation:** The transaction code CXRT, which is reserved for an internal CICS transaction, was entered from a terminal.

**System Action:** The transaction is run with no effect.

**User Response:** Do not enter transaction code CXRT at a terminal.

**Destination:** Terminal end user

**Module:** DFHCRT

---

**DFH4421** *date time applid* UNABLE TO DELETE REMOTE TERMINAL *termid* THAT IS CONNECTED TO SYSTEM *sysid*.

**Explanation:** A transaction could not be started because the remote terminal definition for *termid*, system *sysid* was flagged for deletion but the DELETE failed. This might indicate a transaction looping on the terminal.

**System Action:** The user transaction abends with abend code AZTL.

**User Response:** See the associated DFH44xx messages for further guidance. Once corrected, you can attempt to run the transaction again.

**Destination:** Console and CSMT

**Module:** DFHZTSP

---

**DFH4425** *date time applid* DFHXTP ARGUMENT CODE *argcode* FROM SYSTEM *netname* WOULD HAVE CAUSED A STORAGE VIOLATION

**Explanation:** An argument code was received by DFHXTP to update a TCTTE field. DFHXTP determines from its table the offset in the TCTTE that needs to be updated. However, because this argument code is past the end of the TCTTE, it would cause a storage violation. The netname of the system that sent the argument code is included in the 'netname' insert in the message. Note that the argument code is hexadecimal.

**System Action:** A system dump is taken with a title of DFH4425.

**User Response:** Investigate the sending system to determine whether the data stream was corrupted. If the data stream is not corrupted, change the sending side so as not to send the argument code for this size of TCTTE.

**Note:** If the argument code is X'33' and is being sent from a CICS/VSE R220 system, APAR PN42891 should be applied on the sending side.

**Destination:** Console and CSMT

**Module:** DFHXTP

---

## DFH45xx (DFHJCP) Messages

---

**DFH4500**     *nn* OF *mm* JOURNALS SUCCESSFULLY OPENED

---

**Explanation:** Informatory message, issued during system initialization. *nn* and *mm* are two-digit numbers.

**System Action:** System initialization continues.

**User Response:** The system programmer may suppress it with a message level of zero.

**Destination:** Console

**Module:** DFHJCKOJ

---

**DFH4501**     CICS {SYSTEM LOG | JOURNAL *nn*} NOT AVAILABLE – INITIAL OPEN FAILURE

---

**Explanation:** The journal identified could not be opened for output at system initialization time.

**System Action:** If the journal is specified with the CRUCIAL option in its journal control table (JCT) entry, CICS/VSE is terminated with a dump. Otherwise, CICS/VSE execution continues and the journal is unavailable for the duration of the run.

**User Response:** Ensure that the correct JCL is supplied. For a disk journal, check that the data set had been preformatted correctly. For further information, see the *CICS System Definition and Operations Guide*. If the error persists, copy any existing data to a new data set and reformat the new data set. If the error still persists, allocate a different device.

**Destination:** Console

**Module:** DFHJCKOJ

---

**DFH4502**     CICS {SYSTEM LOG | JOURNAL *nn*} MOUNT ON *cuu* FOR OUTPUT: SCRATCH VOLUME. [REPLY 'YES' WHEN AVAILABLE]

---

**Explanation:** This message requests the operator to mount a scratch volume to receive the output of the specified journal. *nn* is the journal number. *cuu* is the address of the tape unit. This message includes the sentence "REPLY 'YES' WHEN AVAILABLE" only if Jouropt=PAUSE is specified in the JCT.

**System Action:** If Jouropt=PAUSE is specified in the JCT, the system waits for the operator to reply 'YES' in response to this message to indicate that the scratch volume is mounted on the specified tape unit. If Jouropt=PAUSE is not specified in the JCT, the system does not wait for a response. CICS/VSE issues an operating system open request with this message (or after the positive response if a reply is required). When the open succeeds, message DFH4503 is issued.

**User Response:** Mount and ready on the addressed device an unlabelled tape. Then reply YES to the message. The volume will receive output records for the specified journal. Do not delay taking action, or other journal open and close processing may be delayed.

**Destination:** Console and the tape pool operator.

**Module:** DFHJCOCP

---

**DFH4503**     CICS {SYSTEM LOG | JOURNAL *nn*}. *label* NOW RECEIVING OUTPUT ON *cuu*

---

**Explanation:** The tape volume on device *cuu* is CICS/VSE journal *nn* and has been allocated.

The message insert *label* is:

VOLUME NUMBER *yyddd/mmm* RUN *hhmmss*

where:

*yyddd*            is today's date

*mmm*              is the volume sequence number

*hhmmss*          is the start-time of the CICS run.

This message always follows message DFH4502.

**System Action:** Processing continues.

**User Response:** Prepare a physical label for when the tape is unloaded later in the CICS/VSE execution.

**Destination:** Console.

**Module:** DFHJCOCP

---

**DFH4504**     CICS {SYSTEM LOG | JOURNAL *nn*}. MOUNT ON *cuu* FOR INPUT: {LATEST OUTPUT VOLUME | NEXT VOLUME (IF ANY) | PREVIOUS VOLUME (IF ANY)} | *label* | *valid=volumeid*

---

**Explanation:** CICS/VSE requires the specified journal volume to be mounted on device *cuu*; LATEST, NEXT and PREVIOUS refer to the sequence implied by the external label allocated by CICS/VSE (see message DFH4503). External labels are sequential by date and volume sequence number for a particular CICS/VSE execution.

**System Action:** This message is always followed by message DFH4505, which requires a reply of YES or NO.

**User Response:** Locate the appropriately labeled tape reel if it is not already mounted. If the volume is already mounted and the drive ready, do not touch it. Otherwise, merely mount the volume but do not ready the drive. Then reply to message DFH4505, which always follows message DFH4504.

**Destination:** Console.

**Module:** DFHJCOCP

---

**DFH4505**     CICS {SYSTEM LOG | JOURNAL *nn*} REPLY "YES" IF VOLUME AVAILABLE, OR "NO" IF NOT

---

**Explanation:** Accompanies a DFH4504 message, requesting a journal tape volume to be mounted for input.

**System Action:** If the reply is YES, CICS/VSE issues an operating system OPEN request. If the reply is NO, a volume error status is returned to the requesting transaction by CICS/VSE.

**User Response:** Reply YES if the volume has been located, or NO if it cannot be found or if the request was for a nonexistent volume label. After a YES reply, prepare to mount the volume onto the tape drive, unless the volume was already mounted and left ready on the drive (see message DFH4506). Do not delay replying, or other journal open/close processing may be held up.

**Destination:** Console.

**Module:** DFHJCOCP

---

**DFH4506**     CICS {SYSTEM LOG | JOURNAL *nn*} {LATEST OUTPUT VOLUME NOW CLOSING BUT REMAINING ON *cuu* | *label* UNLOADING FROM *cuu* | VOLUME FOR INPUT (BUT NEVER USED), UNLOADING FROM *cuu*}

---

**Explanation:** The specified journal tape volume has been closed. External label information (see message DFH4503) previously allocated by CICS/VSE is provided if the tape is being unloaded from the drive.

**System Action:** The action indicated by the message text, namely, that the tape is either unloading from or remaining on the drive whose address is given.

**User Response:** If the tape is unloaded, attach a physical label to it, as indicated in the message text. This label is the external label to which CICS/VSE may later refer when asking for it to be mounted (see message DFH4504). If the tape is not unloaded, leave it and the drive alone.

**Destination:** Console.

Module: DFHJCOCP

---

**DFH4507**     *applid* – CICS {SYSTEM LOG | JOURNAL *nm*}  
 {PRIMARY | SECONDARY} DATA SET  
 ABOUT TO RECEIVE OUTPUT ON *cuu*.  
 REPLY 'Ynn{A | B}' WHEN AVAILABLE

**Explanation:** The specified journal disk data set is about to be overwritten by output. The journal was specified with the PAUSE option in its journal control table (JCT) entry.

**System Action:** For a detailed description of the system action, see the *CICS System Definition and Operations Guide*.

**User Response:** Ensure that any installation operational procedures to copy (archive) data from the data set have been completed, then reply 'Ynn{A | B}' as prompted by the message. Do not delay replying, or other journal open and/or close processing may be held up.

**Destination:** Console.

**Module:** DFHJCOCP

---

**DFH4508**     *applid* CICS {SYSTEM LOG | JOURNAL *nm*}  
 {PRIMARY | SECONDARY} DATA SET NOW  
 RECEIVING OUTPUT ON *cuu*

**Explanation:** The specified journal disk data set is being used (overwritten). *applid* is the VTAM APPLID of the CICS/VSE system issuing the message.

**System Action:** The specified data set of the named journal becomes the current volume for output.

**User Response:** None.

**Destination:** Console

**Module:** DFHJCOCP

---

**DFH4509**     THE RESTART DATA SET CONTROL  
 RECORD CANNOT BE UPDATED

**Explanation:** Because of an error reported in a previous message, CICS/VSE was unable to update the control record in the restart data set with the latest volume series information.

**System Action:** CICS/VSE terminates abnormally with a dump.

**User Response:** Correct the problem in the restart data set.

**Destination:** Console

**Module:** DFHJCO

---

**DFH4510**     ALL OPEN JOURNALS NOW CLOSED

**Explanation:** Informatory message issued when CICS/VSE is in the process of terminating execution.

**System Action:** System termination continues.

**User Response:** None.

**Destination:** Console

**Module:** DFHJCSDJ

---

**DFH4511**     LINK TO A JOURNAL CONTROL  
 TRANSIENT FAILED

**Explanation:** CICS/VSE could not find one of the following journal control transient programs in the program library: DFHJCO, DFHJCC, DFHJCEOV, DFHJCIOE, or DFHJCI.

**System Action:** CICS/VSE execution is terminated with a dump.

**User Response:** Either restart CICS/VSE with the journal control option disabled, or ensure that all the above programs are in the program library.

**Destination:** Console

**Module:** DFHJCP

---

**DFH4512**     *applid* CICS {SYSTEM LOG | JOURNAL *nm*}  
 NO LONGER AVAILABLE – OUTPUT  
 VOLUME-SWITCH FAILURE

**Explanation:** An invalid response code was obtained by a CICS/VSE journal task while trying to perform the close/open sequence to switch automatically to a new journal output volume. *applid* in the message is the VTAM APPLID of the CICS/VSE system issuing the message.

**System Action:** If the journal is specified with the CRUCIAL option in its journal control table (JCT) entry, CICS/VSE execution is abnormally terminated with a dump. If the journal is not CRUCIAL, execution continues and the journal is unavailable for the duration of the run; the journal task of the journal is abnormally terminated with CICS/VSE abend code AJCB.

**User Response:** Restart CICS/VSE, if it has terminated. Inform the person(s) responsible for debugging system errors of the condition, which should not occur, and may be due to an operating system or device open/close failure, or to a CICS/VSE error. For further information, see code AJCB under "CICS/VSE Transaction Abend Codes" on page 661.

**Destination:** Console and CSMT

**Module:** DFHJCEOV

---

**DFH4513**     *applid* CICS {SYSTEM LOG | JOURNAL *nm*}  
 NO LONGER AVAILABLE – OUTPUT I/O  
 ERROR

**Explanation:** An unrecoverable output I/O error has occurred for the specified journal data set. *applid* in the message is the VTAM APPLID of the CICS/VSE system issuing the message.

**System Action:** The journal task for the specified journal terminates abnormally with transaction AJCA. CICS/VSE continues, but the journal remains unavailable for the rest of the run. If the journal is specified with the CRUCIAL option in its journal control table (JCT) entry, CICS/VSE issues messages DFH4517 and DFH4518, and transactions attempting to use the journal will terminate abnormally with transaction abend AJCR.

**User Response:** Inform the person(s) responsible for the integrity of journal data sets. If the error persists, allocate a different device or data set to the journal. For further information, see code AJCA under "CICS/VSE Transaction Abend Codes" on page 661.

**Destination:** Console and CSMT

**Module:** DFHJCIOE

---

**DFH4514**     JOURNAL CONTROL SUBTASK HAS  
 ABNORMALLY TERMINATED

**Explanation:** The operating system subtask used by journal control (for open/close requests and coConsole communication), has abnormally terminated. Because the subtask only performs simple processing (just open or close), this error is of the "should not occur" variety. It may be due either to an operating system or device failure, or to a CICS/VSE error.

**System Action:** CICS/VSE attempts to close down journaling and then terminates abnormally with a dump.

**User Response:** Restart CICS/VSE. If the error recurs immediately, inform the person(s) responsible for debugging system errors of the condition, and give the dump(s) to that person.

**Destination:** Console

**Module:** DFHJCBSP

---

---

**DFH4515I UNABLE TO NOTE OPEN OF SYSTEM LOG BY DFHTEOF ON RESTART DATA SET**

**Explanation:** Before attaching DFHTEOF to open the system log for tape end-of-file processing, DFHSIC1 tries to update/write the system log control record in the restart data set. This update/write operation has failed.

**System Action:** CICS/VSE terminates abnormally with a dump.

**User Response:** Find out why the write to the restart data set failed, and correct the problem.

**Destination:** Console

**Module:** DFHSIC1

---

**DFH4516I UNABLE TO NOTE OPEN|CLOSE|STATUS OF A JOURNAL ON RESTART DATA SET**

**Explanation:** CICS/VSE has opened, closed, or changed the status of a journal, but has failed in its attempt to update/write a journal control record in the restart data set.

**System Action:** CICS/VSE terminates abnormally with a dump.

**User Response:** Find out why the write to the restart data set failed (probably an I/O error indicated by other messages), and correct the problem.

**Destination:** Console

**Module:** DFHJCO (during open), DFHJCC (during close), DFHJCP (during change of status)

---

**DFH4517E A NON-IMMEDIATE SHUTDOWN OF CICS SHOULD BE INITIATED**

**Explanation:** CICS/VSE issues this message after DFH4513, if the unavailable journal is specified with Jouropt=CRUCIAL in the journal control table (JCT).

**System Action:** Other processing continues. Message DFH4518 is issued.

**User Response:** See the description of message DFH4518 for further guidance.

**Destination:** Console and CSMT

**Module:** DFHJCIOE

---

**DFH4518E REPLY 'YES' TO ACKNOWLEDGE MESSAGE DFH4517**

**Explanation:** CICS/VSE issues this message with DFH4517.

**System Action:** Other processing continues.

**User Response:** Reply 'YES' to acknowledge receipt of messages DFH4513 and DFH4517. If the unavailable journal is critical to the security of your data, close down CICS/VSE normally.

**Destination:** Console, CSMT and the tape pool operator.

**Module:** DFHJCIOE

---

**DFH4519E PROGRAM DFHJCbsp IS NOT AVAILABLE**

**Explanation:** During system initialization, CICS/VSE cannot find the journal control module, DFHJCbsp, and therefore cannot initialize journaling.

**System Action:** CICS/VSE terminates abnormally.

**User Response:** Ensure that DFHJCbsp is in one of the libraries defined in the LIBDEF SEARCH sequence in the CICS/VSE startup JCL.

**Destination:** Console and CSMT

**Module:** DFHJCIOE

---

**DFH4540 applid DLI I/O ERROR ON DBD dbdname ABEND REQUESTED**

**Explanation:** DLI has detected an IO ERROR on database dbdname and DLIOER=ABEND has been coded in the SIT.

**System Action:** CICS/VSE is abnormally terminated, if XRF is in use the standby system is also terminated.

**User Response:** Use off-line DL/I utilities to recover the database and restart CICS/VSE

**Destination:** Console

**Module:** DFHJCP

---

**DFH4541 applid DLI I/O ERROR ON DBD dbdname DATABASE CLOSED**

**Explanation:** DLI has detected an IO ERROR on database dbdname and DLIOER=CONTINUE has been coded in the SIT.

**System Action:** DLI flags the database internally as I/O error-stopped. This prevents any further access.

**User Response:** Use the DLI STOP command to close the associated ACB(s) and use the off-line DL/I utilities, or take appropriate recovery action, to recover the database. Restart the database by using the DLI STRT command.

**Destination:** Console

**Module:** DFHJCP

---

**DFH4542 UNABLE TO RECORD DATABASE CLOSED-I/O ERROR ON CATALOG**

**Explanation:** CICS/VSE is unable to write database I/O error on current catalog.

**System Action:** CICS/VSE is abnormally terminated.

**User Response:** Find out why write to catalog has failed (probably an I/O error indicated by other messages) and correct the problem.

**Destination:** Console

**Module:** DFHJCP

---

**DFH4543I UNABLE TO DELETE DATABASE STOPPED RECORD IN CATALOG**

**Explanation:** CICS/VSE is unable to delete database I/O error on current catalog.

**System Action:** CICS/VSE is abnormally terminated.

**User Response:** Find out why delete catalog has failed (probably an I/O error indicated by other messages) and correct the problem.

**Destination:** Console

**Module:** DFHJCP

---

**DFH4587I applid - UNABLE TO INVOKE JOURNAL EXIT {DFHXJCC|DFHXJCO}**

**Explanation:** The journal exit, named in the message, has failed for a reason other than storage stress.

**System Action:** CICS/VSE abends the task, with abend code AJCH. This abend may cause the termination of the journal and of the CICS/VSE run. Data already in the journal data sets remains, so data integrity is not compromised.

**User Response:** Investigate and correct the problem. A likely cause is that no load module named DFHXJc exists in a library accessible by CICS/VSE.

**Destination:** Console

**Module:** DFHJCO, DFHJCC

---



**DFH4595 CICS I/O ERROR ON xxxxxxxx – CLOSE FAILED**

**Explanation:** A tape file containing a part of the journal named at xxxxxxxx had an unrecoverable I/O error marked against it, and CICS/VSE therefore abandoned the attempt to issue CLOSE on it.

**System Action:** Instead of the CLOSE macro, CICS/VSE issues a CNTRL ...,RUN macro to unload the tape, then continues as if normal.

**User Response:**

- Decide whether it is safe to continue the run; if not, close down CICS/VSE.
- Examine the state of the tape. It may be useful to copy it to another volume, or to run DFHTEOF to simulate closing it.

**Destination:** Console

**Module:** DFHJCOCP

**Destination:** Console

**Module:** DFHJCJFP

**DFH4596 JOURNAL DATA SET NOT INITIALIZED – I/O ERROR OCCURRED**

**Explanation:** The journal data set has not been initialized due to an I/O error.

**System Action:** Execution of utility program DFHJCJFP terminates abnormally with a dump.

**User Response:** Restart CICS/VSE. If the error recurs immediately, keep the dump and inform the person responsible for debugging system errors.

**DFH4597 JOURNAL FILE NOT INITIALIZED – UNABLE TO OPEN FILE. CHECK ASSIGNMENTS**

**Explanation:** A journal data set was not initialized.

CICS/VSE is unable to open the data set control block (DCB).

**System Action:** Execution of the utility program DFHJCJFP terminates abnormally with a dump.

**User Response:** Ensure that DLBL, EXTENT, and ASSIGN statements are supplied and are correct, then rerun the job.

**Destination:** Console.

**Module:** DFHJCJFP

**DFH4599 JOURNAL FILE INITIALIZED**

**Explanation:** The CICS/VSE journal formatting utility program issues this informative message, indicating that the file is correctly preformatted for use as a CICS/VSE disk journal output file.

**System Action:** The utility continues processing.

**User Response:** None.

**Destination:** Console and the programmer

**Module:** DFHJCJFP

**DFH46xx (DFHDBP) Messages****DFH4602 TRANSACTION *transid*. BACKOUT OF RECORD ON FILE *fileid* FAILED**

**Explanation:** The failure occurred (following abend of the transaction) during the backout of changes made to the file. A user error exit was invoked and could not handle the error, or no user exit was specified.

**System Action:** The system continues with the rest of backout.

**User Response:** Disable the file, if necessary, until it can be recovered offline.

**Destination:** CSMT

**Module:** DFHDBP

abnormally terminated, required that control information be read from the transient data data set. The necessary I/O failed, so the records could not be recovered.

**System Action:** The system continues with the rest of backout.

**User Response:** Recover the destination offline, possibly by emergency restart of CICS/VSE.

**Destination:** CSMT

**Module:** DFHDBP

**DFH4603 TRANSACTION *transid*. BACKOUT OF FETCHES FROM TRANSIENT DATA DESTINATION *destid* NOT PERFORMED DUE TO I/O ERROR**

**Explanation:** The backout of the transient data DFHTD TYPE=GET macros issued by the transaction before it

**DFH47xx (DFHVCP) Messages****DFH4700 DFHJ<sub>mn</sub> NEEDS ANOTHER VOLUME. GIVE VOLSER, OR DECLINE**

**Explanation:** A CICS/VSE module needs a labeled tape to write on before the main program can continue to run normally.

*mn* is 01 for the system log, and 02 through 99 for user journals.

**System Action:** Processing is delayed until the operator replies. If the reply is wrongly formatted or refers to a volume that is already known to be in use, the request is repeated.

**User Response:** Reply with either the identifier of an available standard-labeled tape volume (6 characters), or with the word 'DECLINE' if termination of the named series is acceptable. This may imply the closing of CICS/VSE, for

example if the series in question holds a crucial journal.

**Destination:** Console

**Module:** DFHVCP

**DFH4702 THAT VOLUME IS ALREADY ALLOCATED TO DFHJ<sub>mn</sub>**

**Explanation:** The reply to a preceding DFH4700 message is not accepted because the named tape volume already belongs to another series.

*mn* is 01 for the system log, and 02 through 99 for user journals.

**System Action:** DFH4700 is reissued.

**User Response:** Reply with either the identifier of an

available standard-labeled tape volume (6 characters), or with the word 'DECLINE' if termination of the named series is acceptable. This may imply the closing of CICS/VSE, for example if the series in question holds a crucial journal.

**Destination:** Console

**Module:** DFHVCP

---

**DFH4710I**    **SERIES DFHJ<sup>nm</sup> NOMINAL SIZE *xxxxxx*  
VOLUMES HAS ONLY *yyyyyy* FOR  
OUTPUT. {*zzzzzz* VOLUMES FLAGGED  
READ-ONLY OR DEFECTIVE.}**

**Explanation:** A series of volumes may soon need more volumes for output than are presently known to CICS.

The message inserts are as follows:

*nm*        01 for the system log, and 02 through 99 for user journals

*valid*     number of volumes defined for series

*yyyyyy*    number of unimpaired volumes

The second part of the message, which contains the number of impaired volumes *zzzzzz*, is only issued if some of the

volumes in the tape-descriptor list are unusable for writing journal records. This can be because of an I/O error, or because of a tape which is not write-permitted. This condition causes the number of available unimpaired volumes to fall below the minimum specified by the VOLCNT parameter in the JCT.

**System Action:** Processing continues.

**User Response:** Use the master terminal interface to supply CICS/VSE with the identifiers of further volumes that it may use for extending the named series, or to make some previously written volumes available for rewriting.

You should supply at least enough identifiers to bring the number of volumes in the series up to the nominal size. In certain circumstances, for example, if CICS/VSE is soon to close for the day, there may be no need to respond to this message.

**Destination:** Console

**Module:** DFHVCP

---

## DFH48xx (DFHAMP) Messages

The letters E, I, S, and W that appear after the message numbers that follow, represent severity codes. The meanings of these codes are as follows:

E = Error

I = Information

S = Severe

W = Warning

---

**DFH4800**    **I NEW GROUP *grpname* CREATED.**

**Explanation:** A new group has been created on the CSD.

**System Action:** Processing continues.

**User Response:** None.

**Destination:** Terminal end user

**Module:** DFHAMP

correct the GRPLIST parameter in the SIT, and reinitialize CICS/VSE.

**Destination:** Console

**Module:** DFHAMP

---

**DFH4801**    **I NEW LIST *listname* CREATED.**

**Explanation:** A new list has been created on the CSD.

**System Action:** Processing continues.

**User Response:** None.

**Destination:** Terminal end user

**Module:** DFHAMP

---

**DFH4805**    **E UNABLE TO PERFORM OPERATION:  
*name* IS LOCKED TO APPLID *applid*, OPID  
*opid*.**

**Explanation:** An attempt has been made to lock or update a group or list that is locked to another user.

**System Action:** Other processing continues.

**User Response:** Reenter the command when the group or list is not locked.

**Destination:** Terminal end user

**Module:** DFHAMP

---

**DFH4802**    **E *resname* IS AN INVALID NAME.**

**Explanation:** A resource name on the ALL|AS keyword for a MOVE|RENAME|COPY command is invalid.

**System Action:** The command is rejected.

**User Response:** Enter the correct name.

**Destination:** Terminal end user

**Module:** DFHAMP

---

**DFH4806**    **E GROUP NAME *grpname* EXISTS AS A  
LIST NAME**

**Explanation:** The GRPLIST parameter of the system initialization table (SIT) names a list that contains an unusable group name. CICS/VSE cannot find this group because no resources are defined as belonging to it, and also because a list of the same name already exists in the CSD. A group and a list cannot coexist with the same name.

**System Action:** CICS/VSE issues the request 'IS START-UP TO BE CONTINUED? REPLY GO OR CANCEL'. If you reply 'GO', CICS/VSE is initialized with all the valid definitions in the list.

**User Response:** If you do not require group *grpname*, enter 'GO'.

---

**DFH4804**    **E INVALID LIST NAME *grpname***

**Explanation:** The GRPLIST parameter of the system initialization table (SIT) specifies a list name containing characters unacceptable to RDO.

**System Action:** CICS/VSE issues the request 'ENTER ALTERNATIVE NAME OR CANCEL'.

**User Response:** Enter a valid list name **OR** enter 'CANCEL',

If group *grpname* is essential, enter 'CANCEL', and reinitialize CICS/VSE with a different GRPLIST name as a SIT override parameter. Then use the CEDA transaction to review and correct the faulty list.

**Destination:** Console

**Module:** DFHAMP

**DFH4808 E OBJECT ALREADY EXISTS IN THIS GROUP.**

**Explanation:** An attempt has been made to define an object in a group, but an object with the same name already exists.

**System Action:** The definition on the CSD is presented for the user to overwrite.

**User Response:** Reenter the command with a different object name, or change the existing definition.

**Destination:** Terminal end user

**Module:** DFHAMP

**DFH4809 E DATE/TIME FIELDS DO NOT MATCH (OBJECT UPDATED BY ANOTHER USER).**

**Explanation:** The definition of an object on the CSD has been changed while the user has been altering the definition.

**System Action:** Other processing continues.

**User Response:** Reenter the command.

**Destination:** Terminal end user

**Module:** DFHAMP

**DFH4810 E OBJECT NOT FOUND (DELETED BY ANOTHER USER).**

**Explanation:** The definition of an object on the CSD has been deleted while the user has been altering the definition.

**System Action:** Processing continues.

**User Response:** Determine why the definition has been deleted. Recreate and update if necessary.

**Destination:** Terminal end user

**Module:** DFHAMP

**DFH4811 E *name1* DOES NOT CONTAIN *name2*.**

**Explanation:** The required object *name2* could not be found on the CSD in the GROUP *name1*.

**System Action:** Processing continues.

**User Response:** Determine why the definition cannot be found.

**Destination:** Terminal end user

**Module:** DFHAMP

**DFH4814 E LIST NAME *grpname* EXISTS AS A GROUP NAME**

**Explanation:** The GRPLIST parameter of the system initialization table (SIT) specifies an invalid list-name. CICS/VSE cannot find the list because a group of the same name already exists in the CSD. A group and a list cannot coexist with the same name.

**System Action:** CICS/VSE issues the request 'ENTER ALTERNATIVE NAME OR CANCEL'.

**User Response:** Enter a valid list name, **OR** enter 'CANCEL', correct the GRPLIST parameter in the SIT, and reinitialize CICS/VSE.

**Destination:** Console

**Module:** DFHAMP

**DFH4815 E GROUP *grpname* NOT FOUND IN THIS LIST.**

**Explanation:** The AFTER/BEFORE name entered in the command could not be found in this list. The definition could have been deleted while the user was viewing the outcome of an EXPAND command.

**System Action:** Processing continues.

**User Response:** Reenter the command with a group name that exists in this list.

**Destination:** Terminal end user

**Module:** DFHAMP

**DFH4816 E UNABLE TO INSTALL GROUP *grpname* - GROUP NOT FOUND**

**Explanation:** The GRPLIST parameter of the system initialization table (SIT) names a list that contains an unusable group name. CICS/VSE cannot find this group because no resources are defined as belonging to it.

**System Action:** CICS/VSE issues the request 'IS START-UP TO BE CONTINUED? REPLY GO OR CANCEL'. If you reply 'GO', CICS/VSE is initialized with all the valid definitions in the list.

**User Response:** If you do not require group *grpname*, enter 'GO'.

If group *grpname* is essential, enter 'CANCEL', and reinitialize CICS/VSE with a different GRPLIST name as a SIT override parameter. Then use the CEDA transaction to review and correct the faulty list.

**Destination:** Console

**Module:** DFHAMP

**DFH4819 E GROUP ALREADY EXISTS IN THIS LIST.**

**Explanation:** The group already exists in the list.

**System Action:** Processing continues.

**User Response:** Determine why the group exists and reenter the command, perhaps with a different group name.

**Destination:** Terminal end user

**Module:** DFHAMP

**DFH4820 E UNABLE TO PERFORM REQUEST - CSD FULL.**

**Explanation:** The CICS/VSE system definition file (CSD) is full.

**System Action:** Other processing continues.

**User Response:** Reenter the command when more space is available.

**Destination:** Terminal end user

**Module:** DFHAMP

**DFH4821 A UNABLE TO PERFORM REQUEST - I/O ERROR TO CSD**

**Explanation:** An error occurred while the CSD file was being accessed during CICS/VSE initialization. This may be because the disk containing the CSD file has not been mounted correctly.

**System Action:** CICS/VSE issues the request 'IS START-UP TO BE CONTINUED? REPLY GO OR CANCEL'. If you reply 'GO', CICS/VSE is initialized, but will contain only those resources defined in tables, and you will not be able to use RDO during this run.

**User Response:** Enter 'GO' only if your CICS/VSE system contains all the required resource definitions in CICS/VSE tables named in the SIT. Otherwise, enter 'CANCEL'.

Retry the CICS/VSE initialization. If the problem persists, a

hardware fault probably exists, and you should load a backup copy of the CSD file.

**Destination:** Console

**Module:** DFHAMP

**DFH4823 E UNABLE TO PERFORM REQUEST - DFHCSD NOT OPEN.**

**Explanation:** The CICS/VSE system definition file (CSD) is not open.

**System Action:** Other processing continues.

**User Response:** If DFHCSD is defined in the startup JCL and in the FCT, ask the master terminal operator to open the file.

**Destination:** Terminal end user

**Module:** DFHAMP

**DFH4824I A UNABLE TO PERFORM REQUEST - INSUFFICIENT FUNCTION IN FCT**

**Explanation:** During initialization, CICS/VSE has found a GRPLIST parameter in the SIT, but cannot access the CSD file because of an error in the FCT entry for DFHCSD.

The most likely cause of this error is an incorrectly coded SERVREQ parameter in the FCT entry for DFHCSD.

**System Action:** CICS/VSE issues the request 'IS START-UP TO BE CONTINUED? REPLY GO OR CANCEL'. If you reply 'GO', CICS/VSE is initialized, but will contain only those resources defined in tables. You will not be able to use RDO during this run, unless you can correct the error using CEMT (for example, by changing the DFHCSD data set from a DISABLED state to ENABLED).

**User Response:** Enter 'GO' only if your CICS/VSE system contains all the required resource definitions in CICS/VSE tables named in the SIT. Otherwise, enter 'CANCEL'.

Before the next CICS/VSE initialization, correct the error in the FCT entry for DFHCSD.

**Destination:** Console

**Module:** DFHAMP

**DFH4825 E UNABLE TO PERFORM REQUEST - INSUFFICIENT FUNCTION IN FCP**

**Explanation:** The File Control Program (FCP) used does not have sufficient function to support CICS/VSE startup with GRPLIST.

**System Action:** None.

**User Response:** Use the correct FCP.

**Destination:** Console

**Module:** DFHAMP

**DFH4826 A UNABLE TO PERFORM REQUEST - CSD CORRUPTED OR NOT INITIALIZED**

**Explanation:** During initialization, CICS/VSE finds a GRPLIST parameter in the SIT, but cannot access the CSD file because:

1. The CSD file has not been initialized, or
2. CSD initialization did not complete successfully, or
3. The CSD file has been corrupted.

**System Action:** CICS/VSE issues the request 'IS START-UP TO BE CONTINUED? REPLY GO OR CANCEL'. If you reply 'GO', CICS/VSE is initialized, but will contain only those resources defined in tables, and you will not be able to use RDO during this run.

**User Response:** Enter 'GO' only if your CICS/VSE system contains all the required resource definitions in CICS/VSE tables named in the SIT. Otherwise, enter 'CANCEL'.

If you have not used the CSD file before, initialize it using the offline utility, DFHCSDUP, and check the output listing from

the utility for successful completion.

If you have used the CSD file before, it has probably been corrupted. In this case, load a backup copy of the CSD file and use it in place of the corrupted file.

**Destination:** Console

**Module:** DFHAMP

**DFH4827 A UNABLE TO PERFORM REQUEST - NO ENTRY FOR DFHCSD IN THE FCT**

**Explanation:** During initialization, CICS/VSE finds a GRPLIST parameter in the system initialization table (SIT), but cannot access the CSD file because the FCT has no entry for DFHCSD, or because the SIT specifies FCT=NO.

**System Action:** CICS/VSE issues the request 'IS START-UP TO BE CONTINUED? REPLY GO OR CANCEL'. If you reply 'GO', CICS/VSE is initialized, but will contain only those resources defined in tables, and you will not be able to use RDO during this run.

**User Response:** Enter 'GO' only if your CICS/VSE system contains all the required resource definitions in CICS/VSE tables named in the SIT. Otherwise, enter 'CANCEL'.

Before the next CICS/VSE initialization, ensure that you have a SIT with an FCT parameter specifying an FCT that includes an entry for DFHCSD. Assemble a new SIT and/or FCT as necessary.

**Destination:** Console

**Module:** DFHAMP

**DFH4828 E GROUP *grpname* NOT FOUND.**

**Explanation:** The GROUP *grpname* entered in the command could not be found.

**System Action:** The command is ignored.

**User Response:** Retry command with a group name that exists.

**Destination:** Terminal end user

**Module:** DFHAMP

**DFH4829 E STORAGE VIOLATION. CSD PRIMARY CONTROL RECORD NOT UPDATED.**

**Explanation:** The in-store version of the CSD primary record was corrupted.

**System Action:** The version on the CSD was not updated and is not necessarily affected.

**User Response:** None.

**Destination:** Terminal end user

**Module:** DFHAMP

**DFH4830 E *restype resname* ALREADY EXISTS IN THE TARGET GROUP.**

**Explanation:** The COPY, RENAME, or MOVE operation could not be performed because a duplicate has been found in the target group.

**System Action:** The command is ignored.

**User Response:** Reenter the command with the MERGE or REPLACE option.

**Destination:** Terminal end user

**Module:** DFHAMP



---

**DFH4831** E THE NEW NAME *name* IS LONGER THAN THE FOUR CHARACTERS ALLOWED FOR *restype* NAMES.

**Explanation:** An attempt was made to COPY, RENAME or MOVE an object with a new name that was too long.

**System Action:** The command is ignored.

**User Response:** Reexecute the command with a shorter name.

**Destination:** Terminal end user

**Module:** DFHAMP

---

**DFH4839** E LIST *grpname* NOT FOUND

**Explanation:** The system initialization table (SIT) used for CICS/VSE initialization contains a GRPLIST parameter, but CICS/VSE cannot find the named list in the CSD file.

**System Action:** CICS/VSE issues the request 'ENTER ALTERNATIVE NAME OR CANCEL'.

**User Response:** Enter a valid list name.

If no suitable user-defined list exists, you can initialize a minimum-function system with GRPLIST=DFHLIST, then use the CEDA transaction to review and correct the faulty list, to install the required group, and to rebuild a suitable list. Finally, cancel CICS/VSE, correct the GRPLIST parameter in the SIT, and reinitialize CICS/VSE.

**Destination:** Console

**Module:** DFHAMP

---

**DFH4840** I GROUP *grpname* NOT APPENDED - GROUP ALREADY EXISTS IN TARGET LIST.

**Explanation:** The group *grpname* is already in the target list.

**System Action:** The definition is not appended.

**User Response:** None.

**Destination:** Terminal end user

**Module:** DFHAMP

---

**DFH4841** E INSTALL FAILED BECAUSE DEFINITION OF *restype resname* IS IN USE BY TASK NO. *taskno* (TRANSACTION ID. *trandid*.)

**Explanation:** An attempt was made to install the object definition *restype resname* on the CICS/VSE system, but the install failed because a read lock was held on that definition by task *taskno*.

**System Action:** No definitions have been installed.

**User Response:** Retry the command later.

**Destination:** Terminal end user

**Module:** DFHAMP

---

**DFH4842** E INSTALL FAILED BECAUSE *restype resname* IS CURRENTLY IN USE.

**Explanation:** An attempt was made to install the specified object definition on the CICS/VSE system, but the install failed because the object was in use.

**System Action:** No definitions have been installed.

**User Response:** Retry the command later.

**Destination:** Terminal end user

**Module:** DFHAMP

---

**DFH4843** E *restype resname* IS INTERNALLY LOCKED TO OPID *opid* APPLID *applid*.

**Explanation:** An attempt was made to install the specified group or list which was locked to operator *opid* on CICS/VSE system *applid*.

**System Action:** The install continues.

**User Response:** Ensure that the installed definitions meet your requirements.

**Destination:** Terminal end user

**Module:** DFHAMP

---

**DFH4844** E *restype1 resname* IN GROUP *grpname1* HAS THE SAME NAME AS A *restype2* LATER IN GROUP *grpname2*.

**Explanation:** The CHECK command encountered a duplicate object name.

**System Action:** None in the CHECK command, but the earlier definition is ignored when the definitions are installed, as they both belong to the same CICS/VSE table in which duplicate entries must not exist.

**User Response:** Determine why the duplicate condition exists, and change one of the duplicates if necessary.

**Destination:** Terminal end user

**Module:** DFHAMP

---

**DFH4845** W *restype1 resname1* REFERENCED BY *restype2 resname2* IN GROUP *grpname* CANNOT BE FOUND.

**Explanation:** The CHECK command found a reference in a transaction definition to an object definition that does not exist.

**System Action:** None in the CHECK command, but errors may occur if that definition is installed and used.

**User Response:** Determine why the definition cannot be found, and rectify the problem if necessary.

**Destination:** Terminal end user

**Module:** DFHAMP

---

**DFH4846** E THE *alias* OF TRANSACTION *trandid1* IN GROUP *grpname1* DUPLICATES THAT OF TRANSACTION *trandid2* IN GROUP *grpname2*.

**Explanation:** The CHECK command found a transaction definition with the same alias as another transaction.

**System Action:** None in the CHECK command, but errors may occur if that definition is installed and used.

**User Response:** Determine why the duplicate situation occurs, and rectify the problem if necessary.

**Destination:** Terminal end user

**Module:** DFHAMP

---

**DFH4847** E RELOAD(YES) HAS BEEN SPECIFIED FOR NON-RPG PROGRAM *progrname* REFERENCED BY TRANSACTION *trandid* IN GROUP *grpname*.

**Explanation:** The CHECK command found a transaction definition that referenced a non-RPG program for which RELOAD=YES was specified.

**System Action:** If the definition is installed, CICS/VSE does not release storage for the first program invoked by a transaction unless the language is RPG II.

**User Response:** Specify RELOAD(NO).

**Destination:** Terminal end user

**Module:** DFHAMP

---

---

**DFH4850**     **E TRANSACTION ID *trandid* BEGINS WITH 'C' SUCH TRANSACTION ID'S ARE RESERVED AND MAY BE REDEFINED BY CICS.**

**Explanation:** A transaction ID starting with 'C' was specified. Transactions beginning with 'C' are reserved and could be redefined by CICS/VSE. You should avoid transaction names beginning with 'C'.

**System Action:** Processing continues.

**User Response:** Specify a different transaction ID.

**Destination:** Terminal end user

**Module:** DFHAMP

---

**DFH4852**     **E *restype* NAME *resname* BEGINS WITH 'DFH'. SUCH NAMES ARE RESERVED AND MAY BE REDEFINED BY CICS.**

**Explanation:** A name beginning with DFH was specified.

Names beginning 'DFH' are reserved and could be redefined by CICS/VSE. You should avoid starting names with 'DFH'.

**System Action:** If the definition is installed, errors may occur.

**User Response:** Specify a different name.

**Destination:** Terminal end user

**Module:** DFHAMP

---

**DFH4855**     **E DVSUPRT(VTAM) MUST BE SPECIFIED FOR PROFILE *profname* REFERENCED BY TRANSACTION *trandid* IN GROUP *grpname*.**

**Explanation:** The CHECK command has found a definition for a CICS-supplied transaction without DVSUPRT(VTAM) specified in the named profile.

**System Action:** Unpredictable results occur if the definition is installed.

**User Response:** Specify DVSUPRT(VTAM) for profile *profname*.

**Destination:** Terminal end user

**Module:** DFHAMP

---

**DFH4856**     **E INBFMH(ALL) MUST BE SPECIFIED FOR PROFILE *profname* REFERENCED BY TRANSACTION *trandid* IN GROUP *grpname*.**

**Explanation:** The CHECK command found a definition for a CICS-supplied transaction without INBFMH(ALL) specified in the named profile.

**System Action:** If the definition is installed and used, the system abnormally terminates with abend code AXF0.

**User Response:** Specify INBFMH(ALL) in the definition for transaction *trandid*.

**Destination:** Terminal end user

**Module:** DFHAMP

---

**DFH4858**     **A UNABLE TO PERFORM REQUEST – DFHCSD NOT ENABLED**

**Explanation:** The system initialization table (SIT) used for CICS/VSE initialization contains a GRPLIST parameter, but CICS/VSE cannot use the CSD file because it is disabled.

(A possible cause of this message is that the FCT entry for DFHCSD specifies FILSTAT=DISABLED).

**System Action:** CICS/VSE issues the request 'IS START-UP TO BE CONTINUED? REPLY GO OR CANCEL'. If you reply 'GO', CICS/VSE is initialized, but will contain only those resources defined in tables. You will not be able to use RDO during this run, unless you can correct the error using CEMT (for example, by changing the DFHCSD data set from a

DISABLED state to ENABLED).

**User Response:** Enter 'GO' only if your CICS/VSE system contains all the required resource definitions in CICS/VSE tables named in the SIT. Otherwise, enter 'CANCEL'.

Before the next CICS/VSE initialization, if you want to use the CSD file, check the FCT entry for DFHCSD and ensure that it is set to an initial status of ENABLED.

**Destination:** Console

**Module:** DFHAMP

---

**DFH4859**     **E UNABLE TO PERFORM REQUEST - THE STRNO OPERAND IN THE FCT ENTRY FOR DFHCSD IS TOO SMALL.**

**Explanation:** There are insufficient VSAM strings available to allow the CEDA transaction to proceed.

**System Action:** No CEDA commands can be executed.

**User Response:** Wait until other CEDA users have terminated their session, or specify a STRNO value of twice the number of concurrent CEDA transactions.

**Destination:** Terminal end user

**Module:** DFHAMP

---

**DFH4861**     **E THE XTRANID OF TRANSACTION *trandid1* IN GROUP *grpname1* DUPLICATES TRANSACTION ID *trandid2* IN GROUP *grpname2*.**

**Explanation:** The CHECK command found a transaction whose XTRANID duplicated a previous transaction ID.

**System Action:** None during the CHECK command, but the alias is ignored if the definitions are installed.

**User Response:** Determine why the duplication exists, and rectify the problem.

**Destination:** Terminal end user

**Module:** DFHAMP

---

**DFH4862**     **E TRANSACTION ID *trandid1* IN GROUP *grpname1* DUPLICATES THE XTRANID OF TRANSACTION *trandid2* IN GROUP *grpname2*.**

**Explanation:** The CHECK command found a transaction ID that duplicated the XTRANID of another transaction.

**System Action:** None during the CHECK command, but the first transaction in the message is ignored if the definitions are installed.

**User Response:** Determine why the duplication exists, and rectify the problem.

**Destination:** Terminal end user

**Module:** DFHAMP

---

**DFH4863**     **I *name* IS NOW LOCKED. NO GROUP OR LIST OF THAT NAME EXISTS.**

**Explanation:** The LOCK command was executed successfully, but no GROUP or LIST of that name was found on the CSD.

**System Action:** The name is locked.

**User Response:** None.

**Destination:** Terminal end user

**Module:** DFHAMP

---

**DFH4864      A UNABLE TO PERFORM OPERATION –  
DFHCSD CANNOT BE OPENED**

**Explanation:** The system initialization table (SIT) used for CICS/VSE initialization contains a GRPLIST parameter, but CICS/VSE cannot use the CSD file for one of the following reasons:

1. The startup JCL does not contain the definition of the CSD file (DFHCSD).
2. The DLBL or data set name of the CSD file is incorrectly coded in the startup JCL.
3. VSAM has diagnosed that the CSD file cannot be opened.

**System Action:** CICS/VSE issues the request 'IS START-UP TO BE CONTINUED? REPLY GO OR CANCEL'. If you reply 'GO', CICS/VSE is initialized, but will contain only those resources defined in tables, and you will not be able to use RDO during this run.

**User Response:** Enter 'GO' only if your CICS/VSE system contains all the required resource definitions in CICS/VSE tables named in the SIT. Otherwise, enter 'CANCEL'.

The action to solve the problem depends on the cause (see Explanation above):

- 1,2 Correct the JCL.
- 3 Check VSAM messages on the system operator's Console, and correct VSAM errors.

**Destination:** Console

**Module:** DFHAMP

**DFH4865      E UNABLE TO PERFORM OPERATION –  
DFHCSD CURRENTLY ACCESSED BY  
ANOTHER USER**

**Explanation:** The CSD cluster has been defined with shareoptions which restrict its concurrent use. CICS/VSE is currently unable to open DFHCSD.

**System Action:** The CEDA command is made nonexecutable

**User Response:** Wait for DFHCSD to become available in accordance with the share-option rules defined for the cluster.

**Destination:** Terminal end user

**Module:** DFHAMP

**DFH4866      E UNABLE TO PERFORM OPERATION:  
name IS IBM PROTECTED.**

**Explanation:** An attempt to change the contents of group or list *name* has failed. This is because *name* begins with 'DFH' and is therefore protected by IBM.

**System Action:** The command is not executed.

**User Response:** You can copy from groups or lists supplied by IBM and change the contents of the copy.

**Destination:** Terminal end user

**Module:** DFHAMP

**DFH4871      A UNABLE TO CONNECT TO CICS  
CATALOG**

**Explanation:** An attempt to connect to the CICS/VSE catalog while processing the group list was unsuccessful.

**System Action:** Message DFH1588 is issued prompting a decision on whether to continue or to terminate CICS/VSE initialization.

**User Response:** Respond to message DFH1588.

**Destination:** Console

**Module:** DFHAMP

**DFH4872      A UNABLE TO DISCONNECT THE CICS  
CATALOG**

**Explanation:** An attempt to disconnect the CICS/VSE catalog while processing the group list was unsuccessful.

**System Action:** Message DFH1588 is issued prompting a decision on whether to continue or to terminate CICS/VSE initialization.

**User Response:** Respond to message DFH1588.

**Destination:** Console

**Module:** DFHAMP

**DFH4881      I GROUP *grpname* DELETED.**

**Explanation:** Group *grpname* has been deleted from the CSD.

**System Action:** Processing continues.

**User Response:** Ensure that the deleted group is not present in any list.

**Destination:** Terminal end user

**Module:** DFHAMP

**DFH4883      I LIST *listname* DELETED.**

**Explanation:** The list *listname* has been deleted from the CSD.

**System Action:** Other processing continues.

**User Response:** Ensure that the deleted list is not used at cold start as the GRPLIST DFHSIT parameter.

**Destination:** Terminal end user

**Module:** DFHAMP

**DFH48871      UNRECOGNIZED RESOURCE TYPE  
FOUND IN THE CSD FILE AND HAS BEEN  
IGNORED.**

**Explanation:** CICS/VSE has found an unrecognized resource type code in a CSD record. The unrecognized code does not match any of the function codes in the language definition table. This can occur for one of the following reasons:

1. You are using a CICS/VSE release that does not support a type of definition that was created on a CSD file by a later CICS/VSE release.
2. The language definition table (DFHEITSP or DFHEITCU) is invalid for this CICS/VSE release.
3. The CSD manager (DFHDMP) has passed an invalid CSD record buffer to DFHPUP. This is a CICS/VSE internal logic error.

**System Action:** The resource is ignored and the operation continues.

**User Response:** Determine which of the possible reasons caused the error. If you can eliminate reasons 1 and 2, you can assume that reason 3 applies. Take action according to the reason you have established as follows:

1. Ignore the message.
2. Ensure that the library contains versions of DFHEITSP and DFHEITCU that are valid for the CICS/VSE release you are running.
3. If this problem persists following a restore of the CSD, contact your IBM Support Center.

**Destination:** Console and terminal end user

**Module:** DFHAMP

---

**DFH4889E** UNABLE TO OPEN DFHCSD FOR READ/WRITE ACCESS AS CSD HAS BEEN UPGRADED TO CICS RELEASE *cicsrel*.

**Explanation:** An attempt has been made to open the CSD file DFHCSD but the CSD's control record shows that it has been upgraded to a later CICS release. To prevent loss of data, updates to this CSD can no longer be made by this CICS system.

**System Action:** The command is not executed.

**User Response:** If the CICS system does not require write access to the CSD then modify the DFHFCT definition for the CSD to specify SERVREQ=(READ,BROWSE). Otherwise, make the necessary changes to the CSD from the CICS release identified in the message.

**Destination:** Terminal end user

**Module:** DFHAMP

---

## DFH49xx Messages

Several messages have the following information:

*termid* = Terminal ID  
*tranid* = Transaction ID  
*time* = hours/minutes/seconds

---

**DFH4900I** *termid tranid time* **NODE netname SYSTEM**  
*sysid MODENAME modename, action* **CNOS:**  
**MAX=*n1*, WIN=*n2*, result**

**Explanation:** This message is issued during an ISC connection initiation or termination request; or if the CICS/VSE operator requests that the number of available sessions for modename is to be increased or decreased.

The message inserts are as follows:

*netname* The VTAM applid of the system to or from which a CHANGE\_NUMBER\_OF\_SESSIONS (CNOS) request was sent or received.

*sysid* The local system identifier for *netname*.

*modename*  
 The mode name specified in the SESSIONS definition.

**Note:** If MODENAME=ALL, this is a request for the connection to be released. In this case, *n1* is 000 and *n2* is 000.

*action* One of the following:

- SENT–CNOS was initiated from this system.
- RECEIVED–CNOS was initiated from system *netname*.

*n1* The maximum number of sessions allowed, as defined in the initiating systems SESSIONS definition.

*n2* The maximum number of contention winning sessions requested by the initiating system, as defined in the initiating systems SESSIONS definition.

*result* One of the following:

- SUCCESSFUL - the values *n1* and *n2* are acceptable to both systems.
- VALUES AMENDED - the CNOS values have been negotiated between the systems involved. Message DFH4901 accompanies this message.
- RACE DETECTED - CICS/VSE received a CNOS request from a system from which it is expecting a CNOS response.
- MODENAME NOT RECOGNIZED - you have specified a value in your SESSIONS definition modename entry which does not have a corresponding entry in the system to which you are trying to connect.

- MODENAME CLOSED - this is issued by the initiating system if the operator on the remote system issues a CEMT SET MODENAME(*modename*) CLOSED command prior to the CNOS request.

**System Action:** This depends on the value of *result* as follows:

- SUCCESSFUL - the request is successful.
- VALUES AMENDED - the new values for MAX and WIN are given in message DFH4901
- RACE DETECTED - the applids of the two systems involved are compared and the system with the lower name, in collating sequence, becomes the receiving system for the CNOS.
- MODENAME NOT RECOGNIZED - the connection is established but no user sessions are available.
- MODENAME CLOSED - processing continues.

**User Response:** This depends on the value of *result* as follows:

- SUCCESSFUL - none
- VALUES AMENDED - none.
- RACE DETECTED - none.
- MODENAME NOT RECOGNIZED - check the SESSIONS definitions and ensure that you have specified the same MODENAME for the SESSIONS pair.
- MODENAME CLOSED - have the operator of the remote system issue a CEMT SET MODENAME(*modename*) OPEN command and try again.

**Destination:** CSMT, console

**Module:** DFHZLUS

---

**DFH4901I** *termid tranid time* **NODE netname SYSTEM**  
*sysid MODENAME modename* **NEGOTIATED**  
**VALUES: MAX = *n1*, WIN = *n2***

**Explanation:** This message accompanies message DFH4900I after a VTAM CHANGE\_NUMBER\_OF\_SESSIONS (CNOS) request has been negotiated between two systems involved in an ISC session initiation request. It describes the local system's negotiated values for the session.

The message inserts are as follows:

*netname* The VTAM applid of the system with which a CNOS request has been negotiated.

*sysid* The local system identifier for *netname*.

*modename*  
 The mode name specified in the SESSIONS definition for this CONNECTION.



## DFH4902I • DFH4910I

*n1* The maximum number of sessions allowed.

*n2* The maximum number of contention-winning sessions allowed for this session.

**System Action:** The negotiated values will be applied.

**User Response:** None.

**Destination:** CSMT, console

**Module:** DFHZLUS

---

### DFH4902I *termid tranid time* ATTACH FMH OR SUBFIELD LENGTH ERROR

**Explanation:** A request to attach a task has been received across an APPC link. However, there is an error in the FMH length or in the length of one of the subfields, so that CICS/VSE is unable to determine the task to attach.

**System Action:** The task is abnormally terminated with a dump.

**User Response:** The remote APPC system is sending an invalid attach header (FMH type 5). Use the supplied dump to determine the error and investigate the cause at the remote system.

**Destination:** CSMT

**Module:** DFHZATT

---

### DFH4903I *termid tranid time* ATTACH FMH NOT FOUND

**Explanation:** A request to attach a task has been received across an APPC link. However, no APPC attach header has been found at the start of the input data stream.

**System Action:** The task is abnormally terminated with a dump.

**User Response:** The remote APPC system is failing to send a valid attach header (FMH type 5). Use the supplied dump to determine the error and investigate the cause at the remote system.

**Destination:** CSMT

**Module:** DFHZATT

---

### DFH4904I *termid tranid time* BRACKET FSM ERROR

**Explanation:** The bracket finite state machine (FSM) has reported an error in the use of APPC bracket protocols.

**System Action:** The task is abnormally terminated with a dump.

**User Response:** If this message occurs during normal system execution, you will require assistance. See Part 4 of the *CICS Problem Determination Guide* for guidance on how to get more help with this problem.

**Destination:** CSMT

**Module:** DFHZRAC, DFHZRLX, DFHZSDL

---

### DFH4905I *termid tranid time* CHAIN FSM ERROR

**Explanation:** The chain finite state machine (FSM) has reported an error in the use of APPC chaining protocols.

**System Action:** The task is abnormally terminated with a dump.

**User Response:** See Part 4 of the *CICS Problem Determination Guide* for guidance on how to get more help with this problem.

**Destination:** CSMT

**Module:** DFHZRAC, DFHZRLX, DFHZSDL, DFHZSLX

---

### DFH4906I *termid tranid time* CONTENTION FSM ERROR

**Explanation:** The contention finite state machine (FSM) has reported an error in the use of LU6.2 contention protocols.

**System Action:** The task is abnormally terminated with a dump.

**User Response:** If this message occurs during normal system execution, you will require assistance. See Part 4 of the *CICS Problem Determination Guide* for guidance on how to get more help with this problem.

**Destination:** CSMT

**Module:** DFHZCC

---

### DFH4907I *termid tranid time* INVALID REQUEST TO SEND DATA ROUTINE

**Explanation:** DFHZSDL was entered, but no valid request was passed to it.

**System Action:** The task is abnormally terminated with a dump.

**User Response:** See Part 4 of the *CICS Problem Determination Guide* for guidance on how to get more help with this problem.

**Destination:** CSMT

**Module:** DFHZSDL

---

### DFH4908I *termid tranid time* NO BUFLST PASSED TO SEND DATA ROUTINE

**Explanation:** DFHZSDL was entered to send data, but no BUFLST was passed to it.

**System Action:** The task is abnormally terminated with a dump.

**User Response:** See Part 4 of the *CICS Problem Determination Guide* for guidance on how to get more help with this problem.

**Destination:** CSMT

**Module:** DFHZSDL

---

### DFH4909I *termid tranid time* INVALID REQUEST TO RECEIVE DATA ROUTINE

**Explanation:** DFHZRVL was entered, but no valid request was passed.

**System Action:** The task is abnormally terminated with a dump.

**User Response:** See Part 4 of the *CICS Problem Determination Guide* for guidance on how to get more help with this problem.

**Destination:** CSMT

**Module:** DFHZRVL

---

### DFH4910I *termid tranid time* RECEIVE BUFFER TOO SMALL

**Explanation:** The receive buffer passed to DFHZRVL is too small to accommodate a maximum size request unit.

**System Action:** The task is abnormally terminated with a dump.

**User Response:** See Part 4 of the *CICS Problem Determination Guide* for guidance on how to get more help with this problem.

**Destination:** CSMT

**Module:** DFHZRVL

---

---

**DFH4911I** *termid tranid time* **LU6.2 EXCEPTION RESPONSE RECEIVED**

**Explanation:** A nonprocess-level exception response has been received.

**System Action:** The task is abnormally terminated with a dump.

**User Response:** Incorrect flows have been received on a LU6.2 session. The CICS/VSE trace gives further details of the flow. It may help to run a VTAM trace TYPE=IO/BUF and repeat the error to obtain complete details of the line flow.

**Destination:** CSMT

**Module:** DFHZRLX

---

**DFH4912I** *termid tranid time* **BID RECEIVED WITH INVALID DFC INDICATORS**

**Explanation:** BID with data received, but not OIC.

**System Action:** The task is abnormally terminated with a dump.

**User Response:** Incorrect flows have been received on an APPC session. The CICS/VSE trace gives further details of the flow. It may help to run a VTAM trace TYPE=IO/BUF and repeat the error to obtain complete details of the line flow.

**Destination:** CSMT

**Module:** DFHZRAC, DFHZRLX

---

**DFH4913I** *termid tranid time* **BID WITH DATA RECEIVED WITH INVALID DFC INDICATORS**

**Explanation:** BID with data received in invalid state for rejection.

**System Action:** The task is abnormally terminated with a dump.

**User Response:** Incorrect flows have been received on an APPC session. The CICS/VSE trace gives further details of the flow. It may help to run a VTAM trace TYPE=IO/BUF and repeat the error to obtain complete details of the line flow.

**Destination:** CSMT

**Module:** DFHZRLX

---

**DFH4914I** *termid tranid time* **DATA LENGTH EXCEEDS MAX RU SIZE**

**Explanation:** The record length received exceeds the buffer length.

**System Action:** The task is abnormally terminated with a dump.

**User Response:** Incorrect flows have been received on an APPC session. The CICS/VSE trace gives further details of the flow. It may help to run a VTAM trace TYPE=IO/BUF and repeat the error to obtain complete details of the line flow.

**Destination:** CSMT

**Module:** DFHZRLX

---

**DFH4915I** *termid tranid time* **EOC RECEIVED WITH INVALID DFC INDICATORS**

**Explanation:** End chain received with invalid DFC indicators.

**System Action:** The task is abnormally terminated with a dump.

**User Response:** Incorrect flows have been received on an APPC session. The CICS/VSE trace gives further details of the flow. It may help to run a VTAM trace TYPE=IO/BUF and repeat the error to obtain complete details of the line flow.

**Destination:** CSMT

**Module:** DFHZRLX

---

**DFH4916I** *termid tranid time* **SEND RESPONSE FAILED**

**Explanation:** A response sent to acknowledge successful receipt of data was rejected by VTAM.

**System Action:** The task is abnormally terminated with a dump.

**User Response:** See Part 4 of the *CICS Problem Determination Guide* for guidance on how to get more help with this problem.

**Destination:** CSMT

**Module:** DFHZRLX

---

**DFH4917I** *termid tranid time* **BIS RECEIVED WITH INVALID DFC INDICATORS**

**Explanation:** Bracket Initiation Stopped (BIS) received with invalid DFC flags.

**System Action:** The task is abnormally terminated with a dump.

**User Response:** Incorrect flows have been received on an APPC session. The CICS/VSE trace gives further details of the flow. It may help to run a VTAM trace TYPE=IO/BUF and repeat the error to obtain complete details of the line flow.

**Destination:** CSMT

**Module:** DFHZRLX

---

**DFH4918I** *termid tranid time* **UNEXPECTED RESPONSE RECEIVED**

**Explanation:** An unexpected response was received that was either a positive response to data of a previous bracket, or a response to a command that cannot be accepted when the logical unit is in continue specific mode.

**System Action:** The task is abnormally terminated with a dump.

**User Response:** Incorrect flows have been received on an APPC session. The CICS/VSE trace gives further details of the flow. It may help to run a VTAM trace TYPE=IO/BUF and repeat the error to obtain complete details of the line flow.

**Destination:** CSMT

**Module:** DFHZRLX

---

**DFH4919I** *termid tranid time* **INVALID INDICATORS RECEIVED**

**Explanation:** An indicator other than CD, CEB, RQD2, or error response has been received.

**System Action:** The task is abnormally terminated with a dump.

**User Response:** See Part 4 of the *CICS Problem Determination Guide* for guidance on how to get more help with this problem.

**Destination:** CSMT

**Module:** DFHZARL

---

**DFH4920I** *termid tranid time* **INVALID DATA RECEIVED**

**Explanation:** Data received from the remote system or terminal is not in correct GDS format.

**System Action:** The task is abnormally terminated with a dump.

**User Response:** See Part 4 of the *CICS Problem Determination Guide* for guidance on how to get more help with this problem.

**Destination:** CSMT

**Module:** DFHZARL, DFHZERH

---

**DFH4921I** *time* LU SERVICES MANAGER FAILURE.

R15 = xxxxxx R0 = yyyyyy

**Explanation:** An error has been detected during the operation of the LU services manager transaction (CLS1). Registers 15 and 0 are set to indicate the nature of the error with hexadecimal values.

Register 15 = X'0' Task invalidly started ...  
 Register 0 = X'1' ... without data.  
 Register 0 = X'3' ... by a TD trigger.  
 Register 0 = X'5' ... via a permanent transid.  
 Register 0 = >X'5' ... or is out of range of a valid start code.

Register 15 = X'4' Call code did not match a supported function (1-5).  
 Register 0 = call code

Register 15 = X'8' Invalid parameters passed for this function.  
 Register 0 = keyword #

Register 15 = X'0C' Function-specific checks failed for this keyword.  
 Register 0 = keyword #

Register 15 = X'10' No input data supplied.  
 Register 0 = -0 The IC\_GET for the TS START data failed.  
 Register 0 = X'0' The LUTYPE6.2 RECEIVE returned data length=0.

Register 15 = X'14' The GDS-ID is not for XLN or CNOS  
 Register 0 = GDS-ID

Register 15 = X'18' Nonzero RC from a DFHZLUS call.  
 Register 0 = X'1' Invalid modename supplied by user.  
 Register 0 = X'2' Invalid remote system name supplied.  
 Register 0 = X'3' Remote name supplied is not a system.  
 Register 0 = X'4' Attempt to allocate a session for the LU services manager was unsuccessful.  
 Register 0 = X'5' The LU services manager was unable to communicate with the remote system named.  
 Register 0 = X'6' The LU services manager was able to communicate with the remote system, but no valid reply was received.  
 Register 0 = X'7' DFHZLUS called with an invalid request.

**System Action:** The task is allowed to complete but the required function will not have been executed.

**User Response:** If one of the errors mentioned above has occurred, try to discover the reason for the failure.

See Part 4 of the *CICS Problem Determination Guide* for guidance on how to get more help with this problem.

**Destination:** Console and CSMT

**Module:** DFHLUP

(syncpoint level 2), or as session failure for confirm-level syncpoint (syncpoint level 1). If there was no conversation, it is treated as a BID failure (as for 0813 sense code).

**User Response:** None.

**Destination:** CSMT

**Module:** DFHZERH, DFHZRAC

**DFH4923I** *termid tranid time* CONVERSATION TERMINATED DUE TO TRANSACTION ABEND *abcode* IN REMOTE SYSTEM *sysid*

**Explanation:** A transaction engaged in an SNA session with another CICS/VSE system issued a command that was inconsistent with the transaction's current state in the conversation. The application in the remote system, *sysid*, has abended with abend code *abcode*.

**System Action:** The conversation terminates, and CICS/VSE sends this message to the the connected logical unit.

**User Response:** Use the description of abend code *abcode* to investigate the problem. There may be an error in the application program.

**Destination:** CSMT

**Module:** DFHZARL

**DFH4924I** *termid tranid time* BIND SECURITY PASSWORD MISSING OR INVALID

**Explanation:** BIND-time security data sent to CICS/VSE by its partner LU is missing or invalid. CICS/VSE's password for the partner LU system differs from the partner's password for CICS/VSE. This can be caused by an attempt to sign on to CICS/VSE by an unauthorized user.

**System Action:** The bind is rejected.

**User Response:** Check that no unauthorized user tried to log on to CICS/VSE, and ensure that the unsuccessful connection is correctly defined to CICS/VSE (using RDO or the DFHTCT macro) and to its partner LU system.

If you cannot solve the problem, keep the CSMT log. See Part 4 of the *CICS Problem Determination Guide* for guidance on how to get more help with this problem.

**Destination:** CSMT

**Module:** DFHZSCX, DFHZOPX

**DFH4925I** *termid tranid time* INCONSISTENT ATTACH SECURITY REQUIRED

**Explanation:**

1. CICS/VSE has received a BIND request specifying attach time security requirements different from those specified in the first BIND, **or**
2. CICS/VSE has received a BIND which does not include an SNA functional management header (FMH12).

**System Action:** CICS/VSE rejects the BIND.

**User Response:** CICS/VSE does not allow subsequent BINDS to specify different security requirements from the first BIND.

Alter your applications where necessary to meet this requirement.

**Destination:** CSMT

**Module:** DFHZOPX, DFHZOPN, DFHZRAC

**DFH4922I** *termid tranid time* SINGLE SESSION SHUT DOWN WITH DRAIN=CLOSE

**Explanation:** The connected logical unit has sent Bracket Initiation Stopped (BIS) and can accept no more work.

**System Action:** If a conversation was active, it will be treated as though rollback had occurred on it for full syncpoint

**DFH4926I** *termid tranid time* BIND SECURITY ENCRYPTION ERROR

**Explanation:** CICS/VSE detected an error while verifying an encrypted bind security password.

**System Action:** CICS/VSE rejects the BIND.

**User Response:** Find out whether an unauthorized user tried

to log on to CICS/VSE, or an authorized user entered his password incorrectly.

If you cannot solve the problem, keep the CSMT log. See Part 4 of the *CICS Problem Determination Guide* for guidance on how to get more help with this problem.

**Destination:** CSMT

**Module:** DFHZEV1, DFHZEV2

**DFH4927I** *termid tranid time* **BIND FMH RESPONSE ERROR**

**Explanation:** CICS/VSE received a BIND with BIND security but without an FMH12.

**System Action:** CICS/VSE rejects the BIND.

**User Response:** This is an error in CICS/VSE or SNA. See Part 4 of the *CICS Problem Determination Guide* for guidance on how to get more help with this problem.

**Destination:** CSMT

**Module:** DFHZRAC

**DFH4928I** *termid tranid time* **BIND SECURITY VALIDATION GETMAIN FAILED**

**Explanation:** CICS/VSE required a cryptographic work area for BIND security validation, but the GETMAIN failed because insufficient storage was available.

**System Action:** CICS/VSE rejects the BIND.

**User Response:** Consider increasing the size of the CICS/VSE partition or reducing the number of concurrent CICS/VSE tasks (MXT parameter in the system initialization table).

**Destination:** CSMT

**Module:** DFHZOPN, DFHZEV1, DFHZEV2

**DFH4930I** *termid tranid time* **SESSION UNBOUND FOLLOWING READ TIMEOUT**

**Explanation:** A READ timeout has occurred on the SNA link. SNA unbinds the session and CICS/VSE returns control to the application program. This allows the program to override the system action (for example, the program could free the APPC session).

**System Action:** CICS/VSE abends the task abnormally with a dump.

**User Response:** This is probably a network problem caused by a high level of network traffic. To avoid this problem, increase the read timeout (RTIMOUT) to a sufficiently high value to compensate for the level of traffic.

Alternatively the problem could be due to the partner system failing to respond because of a programming error. If this is the case, correct the partner application and retry the request.

**Destination:** CSMT

**Module:** DFHZARL

**DFH4931I** *termid tranid time* **VTAM DETECTED UNKNOWN MODENAME**

**Explanation:** Either a MODENAME passed to VTAM during an attempt to BIND an APPC session is not known to VTAM, or the LOGMODE name of a VTAM 3270-type terminal is not valid.

**System Action:** The session will be placed permanently out of service.

**User Response:** Either redefine the sessions using a MODENAME that is known to VTAM, or add the MODENAME to the VTAM LOGMODE table. Alternatively, if the LOGMODE name specified for a VTAM terminal is

invalid, redefine the terminal entry using the correct name.

**Destination:** CSMT

**Module:** DFHZLEX

**DFH4932I** *termid tranid time* **INVALID CONVERSATION TYPE REQUESTED**

**Explanation:** A request to attach a task has been received across an APPC link. However, there is an error in the conversation type field. It must be TYPE=MAPPED or TYPE=UNMAPPED

**System Action:** The task is abnormally terminated with a dump. The session is unbound.

**User Response:** The remote APPC system is sending an invalid attach header (FMH Type 5). Use the supplied dump to determine the error and investigate the cause at the remote system.

**Destination:** CSMT

**Module:** DFHZSUP

**DFH4933I** *termid tranid time* **INVALID DBA REQUESTED**

**Explanation:** A request to attach a task has been received across an APPC link. However, there is an error in the DBA field.

**System Action:** The task is abnormally terminated with a dump. The session will be unbound.

**User Response:** The remote APPC system is sending an invalid attach header (FMH Type 5). Use the supplied dump to determine the error and investigate the cause at the remote system.

**Destination:** CSMT

**Module:** DFHZSUP

**DFH4934I** *termid tranid time* **INVALID SYNC POINT LEVEL REQUESTED**

**Explanation:** A request to attach a task has been received across an APPC link. However, the synchronization level requested is invalid.

**System Action:** The task is abnormally terminated with a dump.

**User Response:** The remote APPC system is sending an invalid attach header (FMH Type 5). Use the supplied dump to determine the error and investigate the cause at the remote system. Check the sync level in the ATTACH header against that in the BIND.

**Destination:** CSMT

**Module:** DFHZSUP

**DFH4935I** *termid tranid time* **INVALID UOWID SUPPLIED**

**Explanation:** A request to attach a task has been received across an APPC link. However, unit of work ID is either invalid, or no UOWID was received when the sync level required it.

**System Action:** The task is abnormally terminated with a dump. The session will be unbound.

**User Response:** The remote APPC system is sending an invalid attach header (FMH Type 5). Use the supplied dump to determine the error and investigate the cause at the remote system.

**Destination:** CSMT

**Module:** DFHZSUP



**DFH4936I** *termid tranid time* ATTACH FMH OR  
SUBFIELD LENGTH ERROR

**Explanation:** A request to attach a task has been received across an APPC link. However, there is an error in the FMH length or in the length of one of the sub-fields, so that CICS/VSE is unable to determine the task to attach.

**System Action:** The task is abnormally terminated with a dump.

**User Response:** The remote APPC system is sending an invalid attach header (FMH Type 5). Use the supplied dump to determine the error and investigate the cause at the remote system.

**Destination:** CSMT

**Module:** DFHZSUP

**DFH4937I** *(This message has no text because it is directed to the master terminal which has a limited message area.)*

**Explanation:** The user has either entered CEMT SET CONN(*conid*) OUT REL, or has overtyped the fields on the INQUIRE CONNECTION screen when the status of the connection was INS ACQ. It is not possible to set a connection to OUT-OF-SERVICE RELEASED (OUT REL) from INSERVICE ACQUIRED (INS ACQ).

**Note:** *conid* is the identifier of the connection which the user is trying to put OUT REL.

**System Action:** The request is ignored.

**User Response:** To set the connection to OUT REL from INS ACQ:

1. RELEASE the connection by overtyping ACQ with REL or by entering CEMT SET CONNECTION(*conid*) REL.
2. Set the connection OUT-OF-SERVICE by overtyping INS with OUT, or by entering the command CEMT SET CONNECTION(*conid*) OUT

**Destination:** Master terminal

**Module:** DFHEMD

**DFH4945** *termid tranid time* SESSION UNBIND  
REQUESTED DUE TO THE FORCEPURGE  
OF A TASK

**Explanation:** A task was FORCEPURGED while it was suspended, waiting for an ISC request to complete.

**System Action:** An UNBIND is requested for the session against which the ISC request was waiting and the task is abnormally terminated with abend code ATCH. As the FORCEPURGE command causes the task to be abended irrespective of the state of the session, other VTAM error messages may result from this action.

**User Response:** Investigate the reason why the task was FORCEPURGED; it may have been the result of an application error. In addition, the partner task in the connected CICS/VSE system will have session failure notification returned on its next ISC request after the session is UNBOUND. Check that the partner task has handled the situation.

**Destination:** CSMT

**Module:** DFHZARL

**DFH50xx (DFHFDP) Messages****DFH5030I** APPLID *applid* DUMP *member* TAKEN  
SYMPTOMS=*ssssssssssss* OPTIONAL  
SYMPTOMS=*oooooooooooo*

**Explanation:** Application *applid* has caused a VSE partition dump (IDUMP) to be taken. The dump member *member* resides in the VSE dump library. *ssssssssssss* is the first 85 characters of the symptom string for the dump. *oooooooooooo* is the first 76 characters of the optional symptoms, if any.

**System Action:** CICS/VSE writes the dump to the dump library and continues processing.

**User Response:** Use the CICS/VSE analyze dump program to discover the source of any error.

**Destination:** Console

**Module:** DFHFSP

**System Action:** CICS/VSE writes a PDUMP to SYSLST, but nothing to the dump dataset. CICS/VSE returns control to the transaction that invoked the dump program. If the dump program is invoked during abnormal termination, CICS/VSE will terminate abnormally.

**User Response:**

- 4 Define a dump library if one is not defined and correct the JCL, or enlarge or clear the dump library.
- 8 See the error messages issued by VSE for further guidance. Increasing GETVIS may alleviate the problem.
- 12 Analyze the PDUMP output to determine the cause of the error.

**Destination:** Console.

**Module:** DFHFSP

**DFH5031I** APPLID *applid* DUMP FAILED ERROR  
CODE=*code* SYMPTOMS=*ssssssssssss*  
OPTIONAL SYMPTOMS=*oooooooooooo*

**Explanation:** Application *applid* has caused a dump to be taken, but this has failed. The possible values of the error code *code* are:

- 4 The dump library is full, does not exist, or is not defined (missing or invalid VSE JCL statement LIBDEF DUMP, CATALOG=LIBNAME).
- 8 There is a dump library error (I/O error or OPEN/CLOSE error) or there may be a shortage of GETVIS.
- 12 Error is of unknown type.

*ssssssssssss* is the first 85 characters of the symptom string for the dump. *oooooooooooo* is the first 76 characters of the optional symptoms, if any.

**DFH5032I** APPLID *applid* DUMP SUPPRESSED  
CORRESPONDING DUMP=*cdump*  
SYMPTOMS=*ssssssssssss* OPTIONAL  
SYMPTOMS=*oooooooooooo*

**Explanation:** Application *applid* has caused a dump to be taken, but this has been suppressed because either

1. This task has previously caused the dump program to be invoked, or
2. The symptoms for this dump are identical to those for a previous dump.

Dump member *cdump* on the dump dataset contains the full dump corresponding to the suppressed dump. *ssssssssssss* is the first 85 characters of the symptom string for the dump. *oooooooooooo* is the first 76 characters of the optional symptoms,

if any. Note that CICS/VSE never suppresses a user-invoked dump (CEMT PERFORM SNAP FORMAT, or EXEC CICS DUMP).

**System Action:** CICS/VSE writes nothing to the dump dataset. CICS/VSE returns control to the transaction that invoked the dump program.

**User Response:** Use the CICS/VSE analyze dump program to examine dump member *cdump* and determine the cause of the error.

**Destination:** Console

**Module:** DFHFFSP

---

**DFH5033I**      **APPLID *applid* DUMP SUPPRESSED BY USER EXIT XFFDSUP.**  
**SYMPTOMS=**ssssssssssss **OPTIONAL**  
**SYMPTOMS=**000000000

**Explanation:** An IDUMP has been suppressed by the XFFDSUP global user exit. sssssssssssss is the first 85 characters of the symptom string for the dump. 000000000 is the first 76 characters of the optional symptoms, if any. Note that CICS never suppresses a user-invoked dump (CEMT PERFORM SNAP FORMAT, or EXEC CICS DUMP).

**System Action:** An IDUMP is not taken.

**User Response:** None.

**Destination:** Console

**Module:** DFHFFSP

---

**DFH5034I**      **APPLID *applid* DUMP SUPPRESSED BECAUSE DUMP=NO HAS BEEN SPECIFIED IN THE SIT.**  
**SYMPTOMS=**ssssssssssss **OPTIONAL**  
**SYMPTOMS=**000000000

**Explanation:** An IDUMP has been suppressed because DUMP=NO has been specified as a system initialization parameter.

The message insert sssssssssssss contains the first 85 characters of the symptom string for the dump; 000000000 contains first 76 characters of any optional symptoms.

**Note:** CICS/VSE never suppresses a user-invoked dump (CEMT PERFORM SNAP, or EXEC CICS DUMP).

**System Action:** An IDUMP is not taken. Other processing continues.

**User Response:** None

**Destination:** Console

**Module:** DFHFFSP

---

## DFH51xx (DFHCSDUP) Messages

---

**DFH5100S**      **SEVERE ERROR IN MODULE DFHPUP – ABEND CODE: APU<sub>x</sub>**

**Explanation:** An internal error has occurred in the DFHPUP module, when invoked by a CSD utility command.

**System Action:** Processing terminated abnormally with an operating system dump. The utility attempts to:

- Close any files previously opened internally.
- Unload any extract exit routines that were dynamically loaded.
- Invoke the termination exit routine (if supplied).
- Return control to the invoker of the utility.

**User Response:** See the abend message description for the APU<sub>x</sub> code in the message.

**Destination:** SYSLSST

**Module:** DFHCSDUP

---

**DFH5103I**      **ERRORS OCCURRED WHILE PROCESSING *command* COMMAND**

**Explanation:** The CSD utility found a syntax error in the utility command named in the message, or the command failed to execute correctly.

**System Action:** The utility processes no further commands (except LIST). If the primary CSD file cannot be opened, LIST is not processed either.

**User Response:** If the command failed because of syntax errors, correct the command.

If there is no syntax error, the failure may be the result of a previous error. In this case an associated error message should have been issued. See this message for further guidance.

Correct all errors before attempting to open the CSD file again.

**Destination:** SYSLSST

**Module:** DFHCSDUP

---

**DFH5101I**      ***command* COMMAND EXECUTED SUCCESSFULLY**

**Explanation:** The execution of a utility command finished successfully.

**System Action:** Normal processing continues.

**User Response:** None.

**Destination:** SYSLSST

**Module:** DFHCSDUP

---

**DFH5104W**      **SUBSEQUENT COMMANDS [EXCEPT LIST] ARE NOT EXECUTED BECAUSE OF ERROR(S) ABOVE**

**Explanation:** After the utility program encounters an error, it ceases to execute any further commands read from the data stream. However, it continues to check the syntax of subsequent commands. The exception is the LIST command, which is still executed if the primary CSD file can be opened.

**System Action:** Subsequent utility commands (except LIST) are checked for syntax only.

**User Response:** Correct the command or commands in error and resubmit.

**Destination:** SYSLSST

**Module:** DFHCSDUP

---

**DFH5102I**      **WARNING MESSAGES ISSUED WHILE PROCESSING *command* COMMAND.**

**Explanation:** The CSD utility issued message(s) during syntax-checking and/or execution of the *command* command.

**System Action:** Normal utility processing continues to the end of the job.

**User Response:** Review the warning messages to see how they have affected utility processing. Then decide whether you need to submit a further RDO utility job.

**Destination:** SYSLSST

**Module:** DFHCSDUP

---

**DFH5105W**      ***command* COMMAND NOT EXECUTED BECAUSE OF PREVIOUS ERROR(S)**

**Explanation:** If a syntax error or execution error occurred in a command processed earlier, no further commands (expect

## DFH5107I • DFH5120I

LIST) are executed. If the primary CSD file could not be opened, the LIST command is not executed either.

**System Action:** The utility command is not executed.

**User Response:** Correct the invalid command(s).

**Destination:** SYSLST

**Module:** DFHCSDUP

---

**DFH5107I**      **COMMANDS EXECUTED SUCCESSFULLY;**  
*nn* **COMMANDS GIVING WARNINGS;** *mm*  
**COMMANDS IN ERROR;** *nn*

**Explanation:** The CSD utility has completed input command processing. Commands giving warnings may or may not have been executed successfully.

**System Action:** Normal processing continues to the end of the job.

**User Response:** If any utility commands in error were executed, decide if the results are what you want. If they are not what you want, correct them and resubmit them in another job. If any commands were not executed (see message DFH5108), you must resubmit them.

**Destination:** SYSLST

**Module:** DFHCSDUP

---

**DFH5108I**      **COMMANDS NOT EXECUTED AFTER**  
**ERROR(S);** *nn*

**Explanation:** The CSD utility has completed input command processing. The insert *nn* indicates the number of commands not executed because of errors.

**System Action:** Normal processing continues to the end of the job.

**User Response:** Correct the commands in error and resubmit them in another job.

**Destination:** SYSLST

**Module:** DFHCSDUP

---

**DFH5109I**      **END OF DFHCSDUP UTILITY JOB.**  
**HIGHEST RETURN CODE WAS:** *retcode*

**Explanation:** The utility job is complete.

**System Action:** Control returns to the operating system.

**User Response:** None.

**Destination:** SYSLST

**Module:** DFHCSDUP

---

**DFH5110W**      **ERROR FOUND IN 'PARM=' PARAMETER**  
**DATA ON EXEC JOB STEP. THIS DATA IS**  
**IGNORED.**

**Explanation:** The value of the PARM parameter on the EXEC job in the JCL to run the DFHCSDUP utility is incorrect.

**System Action:** The PARM parameter is ignored. The CSD is opened for read and write operations.

**User Response:** Correct the erroneous PARM value. The incorrect value can be found in the job step.

The *CICS/VSE System Definition and Operations Guide* describes how to code the PARM parameter.

**Destination:** SYSLST

**Module:** DFHCSDUP

---

**DFH5114S**      **THE {PRIMARY|SECONDARY} CSD HAS**  
**NOT BEEN INITIALIZED. COMMAND**  
**NOT EXECUTED**

**Explanation:** The primary CSD file must be initialized before any utility command other than INITIALIZE or SERVICE can be processed. If a secondary CSD file is used, it must always

be initialized before the command can be processed.

CICS/VSE issues this message if you try to break either of these rules, and also if an attempt to initialize a CSD file fails to complete successfully.

**System Action:** The utility ignores the command.

**User Response:** Initialize the CSD file. You may first have to determine why a previous initialization attempt failed.

**Destination:** SYSLST

**Module:** DFHCSDUP

---

**DFH5115S**      **THE PRIMARY CSD IS ALREADY**  
**INITIALIZED. COMMAND NOT**  
**EXECUTED**

**Explanation:** An INITIALIZE or SERVICE command was encountered but the primary CSD file has already been initialized.

**System Action:** The utility command is ignored.

**User Response:** Confirm that the correct CSD file was specified.

**Destination:** SYSLST

**Module:** DFHCSDUP

---

**DFH5116S**      **THE PRIMARY CSD HAS BEEN DEFINED**  
**WITH AN INVALID KEY LENGTH.**  
**PROCESSING IS TERMINATED.**

**Explanation:** The CSD utility cannot initialize the CSD file, because it has been defined to VSAM with an invalid key length.

**System Action:** The CSD file remains uninitialized, and no utility commands are processed.

**User Response:** Delete the CSD file, using VSAM Access Method Services (AMS). In the JCL defining the CSD cluster, change the AMS control statements to specify KEYS(22 0). Use this JCL to redefine the CSD file, and use the CSD utility to reinitialize it.

**Destination:** SYSLST

**Module:** DFHCSDUP

---

**DFH5117S**      **THE PRIMARY CSD HAS BEEN DEFINED**  
**WITH AN INVALID RECORD SIZE.**  
**PROCESSING IS TERMINATED.**

**Explanation:** The CSD utility cannot initialize the CSD file, because it has been defined to VSAM with an invalid record length.

**System Action:** The CSD file remains uninitialized, and no utility commands are processed.

**User Response:** Delete the CSD file, using VSAM Access Method Services (AMS). In the JCL defining the CSD cluster, change the AMS control statements to specify RECORDSIZE(100 500). Use this JCL to redefine the CSD file, and use the CSD utility to reinitialize it.

**Destination:** SYSLST

**Module:** DFHCSDUP

---

**DFH5120I**      **{PRIMARY|SECONDARY} CSD OPENED –**  
**FILENAME:** *filename*

**Explanation:** The VSAM data set specified in the JCL has been successfully opened, and is identified as the primary or secondary CSD file. (All utility commands processed will use the same primary CSD file; different secondary CSD files may be accessed by different utility commands.)

**System Action:** Normal processing continues.

**User Response:** None.

**Destination:** SYSLST

Module: DFHCSDUP

---

**DFH5121S I/O ERROR WHILE OPENING**  
 {PRIMARY | SECONDARY} CSD; FILENAME:  
*filename*

**Explanation:** An I/O error occurred when reading or writing control records of the VSAM data set identified in the JCL as the primary or secondary CSD file.

**System Action:** The utility command is not executed.

**User Response:** Retry the utility commands that failed. If the problem persists, restore the CSD file from the user's own backup procedures.

**Destination:** SYSLST

**Module:** DFHCSDUP

---

**DFH5122S VSAM ERROR WHILE OPENING**  
 {PRIMARY | SECONDARY} CSD; FILENAME:  
*filename*

**Explanation:** A VSAM error occurred when opening the data set identified in the JCL as a primary or secondary CSD file.

**System Action:** The utility command is not executed.

**User Response:** See the VSAM diagnostics output in message DFH5179 for further guidance.

**Destination:** SYSLST

**Module:** DFHCSDUP

---

**DFH5123I {PRIMARY | SECONDARY} CSD CLOSED –**  
**FILENAME:** *filename*

**Explanation:** The VSAM data set used as the primary or secondary CSD file has been successfully closed, with control records updated if necessary. (The primary CSD file is closed after all the utility commands have been processed; the secondary CSD file is closed after the command for which it was opened.)

**System Action:** Normal processing continues.

**User Response:** None.

**Destination:** SYSLST

**Module:** DFHCSDUP

---

**DFH5124S PROCESSING TERMINATED. CORRUPTED**  
**CONTROL RECORD DETECTED WHILE**  
**CLOSING CSD; FILENAME:** *filename*

**Explanation:** A storage corruption has occurred that prevents the CSD control records from being updated when the CSD file is closed.

**System Action:** No further utility commands are processed.

**User Response:** Obtain a dump from DFHCSDUP together with a listing of the DFHCSDUP run and its JCL. Also try to obtain a print out of the CSD. The listing indicates where the errors have occurred because they do not print and are therefore easily identifiable.

Using the available information, determine the cause of the errors, and correct them.

Resubmit the utility commands that failed.

If the problem persists, you may require assistance. See Part 4 of the *CICS Problem Determination Guide* for guidance on how to get more help with this problem.

**Destination:** SYSLST

**Module:** DFHCSDUP

---

**DFH5125S ERROR OCCURRED WHILE CLOSING**  
**CSD. DATASET IS FULL; FILENAME:**  
*filename*

**Explanation:** After processing the utility commands, the CSD control records are updated before closing the data set. The updating has failed because data set *filename* is full.

**System Action:** Utility command processing is terminated.

**User Response:** Initialize a new primary CSD file with a larger data set size. Then use the IDCAMS IMPORT/EXPORT commands to restore the CSD file onto a larger data set.

**Destination:** SYSLST

**Module:** DFHCSDUP

---

**DFH5126S I/O ERROR WHILE CLOSING**  
 {PRIMARY | SECONDARY} CSD; FILENAME:  
*filename*

**Explanation:** An I/O error occurred when reading or writing the control records of the CSD file, before closing the VSAM data set.

**System Action:** No further utility commands are executed.

**User Response:** Resubmit the utility commands that failed. If the problem persists, restore the CSD file from the user's own backup procedures.

**Destination:** SYSLST

**Module:** DFHCSDUP

---

**DFH5127S VSAM ERROR WHILE CLOSING**  
 {PRIMARY | SECONDARY} CSD; FILENAME:  
*filename*

**Explanation:** A VSAM error occurred when closing the data set identified in the JCL as the primary or secondary CSD file.

**System Action:** No further utility commands are executed.

**User Response:** See the VSAM diagnostics output in message DFH5179.

**Destination:** SYSLST

**Module:** DFHCSDUP

---

**DFH5128S PROCESSING TERMINATED.**  
**{PRIMARY | SECONDARY} CSD ACCESSED**  
**BY ANOTHER USER AND COULD NOT BE**  
**SHARED. FILENAME:** *filename*

**Explanation:** The CSD cluster has been defined with SHAREOPTIONS that restrict its concurrent use. The offline utility program is currently unable to open the CSD file.

**System Action:** The utility command is not executed.

**User Response:** Await the availability of the CSD file in accordance with the SHAREOPTIONS rules defined for the cluster.

**Destination:** SYSLST

**Module:** DFHCSDUP

---

**DFH5129S PROCESSING TERMINATED.**  
**{PRIMARY | SECONDARY} CSD filename**  
**HAS BEEN UPGRADED TO CICS RELEASE**  
*cicsrel.*

**Explanation:** An attempt has been made to open data set filename as the primary or secondary CSD file but the CSD's control record shows that it has been upgraded to CICS release *cicsrel*. To prevent loss of data, updates to this CSD can no longer be made by this CICS system.

**System Action:** The utility command is not executed.

**User Response:** If the DFHCSDUP job does not require write access to the CSD then re-run the DFHCSDUP job specifying PARM='CSD(READONLY)'. However, if the DFHCSDUP job



## DFH5130E • DFH5143I

does require write access to the CSD then use the CICS *cicsrel* version of DFHCSDUP to make the necessary updates to the CSD.

**Destination:** SYSLST  
**Module:** DFHCSDUP

---

**DFH5130E**      **UNABLE TO {LOAD|GET STORAGE FOR} MODULE DFHCICS PRIMARY CSD NOT INITIALISED.**

**Explanation:** The DFHCICS module is missing from the library or there is insufficient storage in which to load it.

**System Action:** Processing of the INITIALIZE command is terminated.

**User Response:** Ensure that the DFHCICS module is present in the library and that sufficient storage is available to load it.

**Destination:** SYSLST  
**Module:** DFHCSDUP

---

**DFH5131I**      **LIST *listid* CREATED**

**Explanation:** The INITIALIZE command has created the header for an IBM-protected list.

**System Action:** Normal processing continues.

**User Response:** None.

**Destination:** SYSLST  
**Module:** DFHCSDUP

---

**DFH5132S**      **UNABLE TO CREATE LIST *listid* ON THE CSD**

**Explanation:** The INITIALIZE command has failed when calling DFHDMP to create a new list on the CICS/VSE system definition (CSD) file for the IBM protected groups. The CSD file may be full or corrupt.

**System Action:** Processing of the INITIALIZE command is terminated.

**User Response:** Ensure that the data set size for the CSD file is large enough. If it is not, allocate more space. If there is ample space and you suspect that the CSD file is corrupt, you will require assistance. See Part 4 of the *CICS Problem Determination Guide* for guidance on how to get more help with this problem.

**Destination:** SYSLST  
**Module:** DFHCSDUP

---

**DFH5133S**      **CSD CONTAINS ONE OR MORE LISTS. NO LISTS MAY BE PRESENT ON THE CSD WHEN THE INITIALIZE COMMAND IS ISSUED**

**Explanation:** The CEDA transaction was used to create a list while the INITIALIZE command was executing.

**System Action:** Processing of the INITIALIZE command is terminated.

**User Response:** Redefine the data set and rerun the INITIALIZE command. The CEDA transaction must not be used until the initialization of the CSD file has been successfully completed.

**Destination:** SYSLST  
**Module:** DFHCSDUP

---

**DFH5134S**      **ERROR OCCURRED WHILE ADDING GROUP *grpname* TO LIST *listid***

**Explanation:** The call to DFHDMP to write the definition of group *grpname* to the CSD file as a member of an IBM protected list created an error. The CSD file may be full or corrupt.

**System Action:** Processing of the INITIALIZE command is terminated.

**User Response:** Increase the data set size for the CSD file and repeat the INITIALIZE. If this fails, you will require assistance. See Part 4 of the *CICS Problem Determination Guide* for guidance on how to get more help with this problem.

**Destination:** SYSLST  
**Module:** DFHCSDUP

---

**DFH5135I**      **GROUP *grpname* ADDED TO LIST *listid***

**Explanation:** A group definition has been satisfactorily created on the CSD file.

**System Action:** Processing continues.

**User Response:** None.

**Destination:** SYSLST  
**Module:** DFHCSDUP

---

**DFH5136W**      **GROUP *grpname* IS ALREADY A MEMBER OF LIST *listid***

**Explanation:** Group *grpname* already exists in list *listid*. CICS/VSE does not create a duplicate entry.

**System Action:** Normal utility processing continues.

**User Response:** None.

**Destination:** SYSLST  
**Module:** DFHCSDUP

---

**DFH5140I**      **TOTAL *xxxxxxxx* DEFINITIONS CREATED: *nn***

**Explanation:** After migrating a CICS/VSE table, CICS/VSE issues this message. *nn* definitions of type *xxxxxxxx* have been created on the CSD file.

**System Action:** Normal utility processing continues.

**User Response:** None.

**Destination:** SYSLST  
**Module:** DFHCSDUP

---

**DFH5141S**      **UNABLE TO CREATE NEW GROUP *grpname***

**Explanation:** The MIGRATE command has failed when calling DFHDMP to create a new group on the CICS/VSE system definition (CSD) file, for the data in the table being migrated. The CSD file may be full, corrupt, or not initialized. The group name may be invalid.

**System Action:** Processing of the MIGRATE command is terminated.

**User Response:** Check the group name in the TOGROUP parameter. Reinitialize the CSD file with the INITIALIZE command, providing a larger data set size if necessary.

**Destination:** SYSLST  
**Module:** DFHCSDUP

---

**DFH5143I**      **GROUP *grpname* CREATED**

**Explanation:** A new CSD group has been created for the data in the table being migrated.

**System Action:** Migration continues.

**User Response:** None.

**Destination:** SYSLST  
**Module:** DFHCSDUP

---

**DFH5144I** MIGRATION OF TABLE *table* TO GROUP *grpname* IN PROGRESS

**Explanation:** The parameters for the MIGRATE utility command are all valid, and the table has been loaded successfully.

**System Action:** Migration continues.

**User Response:** None.

**Destination:** SYSLST

**Module:** DFHCSDUP

---

**DFH5146E** COMMAND NOT EXECUTED. *{command|grpname}* IS LOCKED TO APPLID *applid* OPID *opid*. AND CANNOT BE UPDATED AT PRESENT

**Explanation:** It is not possible to put resource definitions into group *grpname* or to put groups into list *listid*, because it is currently locked by another user of RDO. The group will be unlocked again when the other user's operation is complete.

**System Action:** Processing of the utility command is terminated.

**User Response:** Resubmit later, or choose a different name for the target group. If the group remains locked, consult with the other user identified by APPLID and OPID. If locks remain set for no apparent reason, issue the VERIFY command, and resubmit.

**Destination:** SYSLST

**Module:** DFHCSDUP

---

**DFH5147E** COMMAND NOT EXECUTED. *grpname* ALREADY EXISTS AS A {GROUP|LIST}

**Explanation:** The name chosen for the target group (or list) duplicates that of an existing group or list on the CSD file.

**System Action:** Processing of the utility command is terminated.

**User Response:** Choose a different name for the target group.

**Destination:** SYSLST

**Module:** DFHCSDUP

---

**DFH5148E** UNABLE TO {LOCATE|LOAD|UNLOAD|GET STORAGE FOR} *xxx* TABLE named *table*

**Explanation:** The meaning of this message depends on the operation specified:

**LOCATE, LOAD or UNLOAD**

No table of this name was found in the library.

**GET STORAGE FOR**

Insufficient storage to execute GETVIS for this table.

*xxx* = PPT, PCT, RDT, or LD (RDT is the VTAM part of the link-edited TCT. LD is the language definition table used by the CSD utility.)

**System Action:** System action depends on the table specified:

**LD** The CSD utility cannot process any commands, and terminates with a dump. The VSE user abend code is 0127 for LOAD or 0128 for UNLOAD.

**PPT, PCT, or RDT**

The CSD utility cannot migrate the table, and terminates processing of the utility command.

**User Response:** The necessary action depends on the operation specified:

**LOCATE, LOAD or UNLOAD**

Ensure that the required table is in the library and, for a failing MIGRATE command, that this member corresponds with the table parameter.

**GET STORAGE FOR**

Allocate additional storage.

If your TCT assembly and link-editing is successful, the RDT should be in the library. The LD is in the library of the supplied pregenerated CICS/VSE system.

**Destination:** SYSLST

**Module:** DFHCSDUP

---

**DFH5149E** COMMAND NOT EXECUTED. *xxxxxxx* IS IBM-PROTECTED

**Explanation:** A user attempted to add a definition to an IBM supplied group or list (groups or lists with names beginning with DFH).

**System Action:** The CSD utility creates no definition.

**User Response:** Change the input command or TCT source data to name a target group or list whose name does not begin with DFH.

**Destination:** SYSLST

**Module:** DFHCSDUP

---

**DFH5150W** PARAMETER IGNORED. *xxxxxxx* *yyyyyyyyy* WAS ORIGINALLY DEFINED WITH *zzzzzzzz* (NO LONGER SUPPORTED)

**Explanation:** When the original table entry was created, the parameter *zzzzzzzz* was used. This parameter is not supported for resource definition online (RDO). *xxxxxxx* is the resource type and *yyyyyyyyy* is the resource name.

**System Action:** The unsupported field is not included in the resource definition created on the CSD file. (All the supported fields are migrated.)

**User Response:** None.

**Destination:** SYSLST

**Module:** DFHCSDUP

---

**DFH5151W** OPTGRP PARAMETER IGNORED. TRANSACTION *transid* WAS ORIGINALLY DEFINED WITH *parm* (NO LONGER SUPPORTED)

**Explanation:** When the original table entry was created, the transaction was defined using the OPTGRP= parameter. This named a TYPE=OPTGRP, *parm* entry, but the *parm* parameter is not supported in RDO. The profile fields MSGINTEG, PROTECT, and ONEWTE provide part of this function in RDO. The remaining parameters are not supported.

**System Action:** Only those fields supported in RDO are included in the new definition created on the CSD file.

**User Response:** None.

**Destination:** SYSLST

**Module:** DFHCSDUP

---

**DFH5152W** DEFAULT PROFILE DFHCICS<sub>x</sub> NOT FOUND IN THE PCT

**Explanation:** DFHCICS<sub>x</sub> is the name of the IBM supplied profile that should be present in the user's assembled PCT.

**System Action:** An equivalent profile is generated with the required properties, if necessary. It will have a name derived from a transaction name, and may be used by other transactions migrated to the CSD file.

**User Response:** None essential for migration to take place. (You may rename the generated equivalent profile.)

**Destination:** SYSLST

**Module:** DFHCSDUP

---

---

**DFH5153W** ASSIGNED TASKREQ *xxxxxxx*  
DUPLICATES A TRANSACTION NAME  
AND DID NOT MIGRATE

**Explanation:** A transaction identified only by a TASKREQ will be assigned a primary transaction name automatically (for example, 'PF11' for a TASKREQ X'7B'). If the assigned name conflicts with that of an existing transaction name in the PCT, no transaction definition will be created on the CSD file for the one identified by a TASKREQ.

**System Action:** This transaction entry is not migrated.

**User Response:** The user must use the CEDA transaction to define the transaction for RDO with a name that does not conflict with that of an existing transaction. If no existing profile is suitable for it, the user must also define a profile using CEDA.

**Destination:** SYSLST

**Module:** DFHCSDUP

---

**DFH5154W** TABLE ENTRY NOT MIGRATED, *xxxxxxx*  
NAME *xxxxxxx*

**Explanation:** The table has been assembled with a duplicated name for a table entry.

**System Action:** Only one table entry with the duplicate name is migrated to the CSD file. This is the one that is encountered first in the sequence of table entries.

**User Response:**

- Erase the group created by migration, reassemble the table without duplicated names, and submit the offline migrate routine again, or
- Keep the data migrated to the CSD file, and use the CEDA transaction to define the resources that were not migrated, taking care to use names that are unique.

**Destination:** SYSLST

**Module:** DFHCSDUP

---

**DFH5155W** {PPT ENTRY | TRANSACTION | PROFILE}  
*xxxxxxx* HAS SAME NAME AS AN  
IBM-SUPPLIED DEFINITION IN GROUP  
DFH*xxxxx*

**Explanation:** The name of the migrated table entry, *xxxxxxx*, matches the name of an IBM supplied resource in an IBM protected group created by the INITIALIZE command.

**System Action:** CICS/VSE migrates this entry normally.

**User Response:** If necessary, rename the resource, using the CEDA transaction.

**Destination:** SYSLST

**Module:** DFHCSDUP

---

**DFH5156W** {PPT ENTRY | TRANSACTION | PROFILE}  
DID NOT MIGRATE. ITS PROPERTIES  
MATCH AN IBM-SUPPLIED DEFINITION  
IN GROUP DFH*xxxxx*

**Explanation:** The properties of the resource defined in the user's table entry are the same as those of the IBM supplied resource of the same name, in the IBM protected group.

**System Action:** The entry for the user's resource is not migrated.

**User Response:** None.

**Destination:** SYSLST

**Module:** DFHCSDUP

---

**DFH5157W** GENERATED PROFILE *profile* NOT  
CREATED. NAME DUPLICATES EXISTING  
PROFILE

**Explanation:** The CSD utility creates a generated profile whenever it migrates a transaction whose PROFILE properties differ from those of DFHCICST, DFHCICSA, DFHCICSV, or one of the previously-generated profiles. The name of the generated profile is derived from the transaction name. The utility issues this message when the derived name is the same as that of an existing profile in the PCT.

**System Action:** The generated profile is not written to the CSD file.

**User Response:** Use the CEDA transaction to (1) define a profile for the transaction, with a unique profile name, and (2) alter the PROFILE keyword field for the transaction affected, so that it uses this new profile.

**Destination:** SYSLST

**Module:** DFHCSDUP

---

**DFH5159I** *resource object* DEFINED IN GROUP *grpname*

**Explanation:** The CSD utility has successfully added a resource definition to a group, where:

*resource* Is the type of resource (PROGRAM, MAPSET, PARTITIONSET, TRANSACTION, PROFILE, TERMINAL, TYPETERM, SESSIONS, or CONNECTION).

*object* Is the name of the object.

*grpname* Is the name of the group.

**System Action:** Normal utility processing continues.

**User Response:** None.

**Destination:** SYSLST

**Module:** DFHCSDUP

---

**DFH5162I** TRANSACTION *tranid* USES PROFILE *profile*

**Explanation:** Every transaction in RDO must have a corresponding profile. The PROFILE properties of the transaction *tranid* are compared with those of DFHCICST, DFHCICSV, DFHCICSA, and the generated profiles. Profile *profile* is the one used, because its profile properties match.

**System Action:** The transaction is migrated normally, and no new generated profile is created for it. The PROFILE field in the transaction property list receives the name of the profile that matched.

**User Response:** None.

**Destination:** SYSLST

**Module:** DFHCSDUP

---

**DFH5163I** TRANSACTION NAME *tranid* ASSIGNED  
TO TRANSACTION IDENTIFIED BY A  
TASKREQ

**Explanation:** Every transaction in RDO must have a primary transaction name. A transaction previously identified only by a TASKREQ is assigned a primary transaction name automatically (for example, PF11 for a TASKREQ X'7B').

**System Action:** The transaction is given the derived name and migrated in the normal way.

**User Response:** None.

**Destination:** SYSLST

**Module:** DFHCSDUP

---

---

**DFH5164W** NO DEFINITION OF *resource object*  
 CREATED. THIS DUPLICATES AN  
 EXISTING DEFINITION IN GROUP *grpname*

**Explanation:** The CSD utility detected a CSD record with a matching key before adding the definition to the CSD file. *resource* is the type of resource, *object* is the name of the object, and *grpname* is the name of the group.

**System Action:** The utility does not migrate the resource definition to the CSD file. (If it is a transaction, no generated profile is created, either.)

**User Response:** Use the CEDA transaction to define the resource with a unique name.

**Destination:** SYSLSLST

**Module:** DFHCSDUP

---

**DFH5165S** PROCESSING IS TERMINATED. AN  
 ERROR OCCURRED WHILE WRITING  
*resource object* TO THE CSD

**Explanation:** An error occurred when the CSD utility called DFHDMP to write the definition of the object *object* to the CSD file. The CSD file may be full or corrupted. *resource* is the type of resource, and *object* is the name of the object.

**System Action:** If the CSD is full, the CSD utility issues message DFH5176, and then terminates with a return code of 12 in message DFH5109. If the CSD is not full, the CSD utility terminates abnormally with message DFH5175, usually accompanied by one or more of the explanatory messages, DFH5177, DFH5178, and DFH5179.

**User Response:** Use the additional messages to determine the cause of the error and the appropriate response.

**Destination:** SYSLSLST

**Module:** DFHCSDUP

---

**DFH5166E** DISALLOWED CHARACTER IN *resource*  
 NAME *object*

**Explanation:** The call to module DFHDMP has failed to construct a valid key for the record created on the CSD file. The group name may contain an invalid character, or the resource name for the migrated table entry may be invalid. *resource* is the type of resource, and *object* is the name of the object.

**System Action:** No CSD record is created for this definition. (If it is a transaction, no generated profile is created either.)

**User Response:** Use the CEDA transaction to define the resource with a valid name.

**Destination:** SYSLSLST

**Module:** DFHCSDUP

---

**DFH5167S** THE CSECTS IN TABLE *table* HAVE BEEN  
 LINK-EDITED IN THE WRONG ORDER

**Explanation:** While processing a MIGRATE command, the CSD utility has detected an incorrect DFHVM expansion in the loaded table.

**System Action:** The utility does not process the MIGRATE command.

**User Response:** Check that:

- The table compiled correctly,
- The required entries have been included in the table
- The link-edit of the table completed without error.

If you can find no error condition, collect the following listings for the table:

- Compilation
- Link edit

Object module

See Part 4 of the *CICS Problem Determination Guide* for guidance on how to get more help with this problem.

**Destination:** SYSLSLST

**Module:** DFHCSDUP

---

**DFH5168S** TABLE LOADED FROM LIBRARY MEMBER  
*table* IS NOT A VALID {PPT|PCT}

**Explanation:** After loading the table, the migration routine checks the VMNAME field in the DFHVM expansion of the data area following the load point. This message is produced if VMNAME is not that of a valid table (that is, DFHPPTxx or DFHPCTxx).

**System Action:** The MIGRATE command is not processed.

**User Response:**

1. Ensure that the correct table is present in the library, and that the TABLE parameter of the MIGRATE command is correct.
2. Ensure that an ORDER statement was processed in the JCL of the link-editing of the table.
3. In the case of the PCT, the first ordered CSECT must be DFHSCAN. In the case of the PPT, the first ordered CSECT must be SCAN.

**Destination:** SYSLSLST

**Module:** DFHCSDUP

---

**DFH5169S** PROCESSING TERMINATED. TABLE *table*  
 WAS ASSEMBLED FOR CICS RELEASE: *rrr*.  
 REASSEMBLE FOR RELEASE: *sss*

**Explanation:** After loading the table, the migration routine checks the VMVERS field in the DFHVM expansion of the data area following the load point. This field indicates the CICS/VSE release *rrr* for which the table was assembled, and is invalid for the CICS/VSE system (release *sss*) that is running.

**System Action:** The MIGRATE command is not processed.

**User Response:** Reassemble the table for the correct release of CICS/VSE.

**Destination:** SYSLSLST

**Module:** DFHCSDUP

---

**DFH5170S** PROCESSING IS TERMINATED. TABLE  
 DFHxxxx IS TOO LARGE TO MIGRATE

**Explanation:** The CSD utility cannot migrate the table DFHxxxx, because it contains too many entries.

**System Action:** The utility does not execute the MIGRATE command, and suppresses execution of subsequent commands.

**User Response:** Divide the table into smaller components, and assemble each component. Migrate each assembled component to the CSD as a separate table. (Do not try to migrate a table with more than 2000 entries.)

**Destination:** SYSLSLST

**Module:** DFHCSDUP

---

**DFH5174S** PROCESSING IS TERMINATED.  
 COMMAND CANNOT BE EXECUTED  
 BECAUSE 'PARM=CSD(READONLY)' WAS  
 SPECIFIED.

**Explanation:** This command requires the CSD to be opened for read-write access. Your job step specified read-only access for the CSD in the DFHCSDUP utility job stream.

**System Action:** This command is not executed. If commands



are being read from a SYSIPT data stream, subsequent commands (except LIST) are checked for syntax only. (If the primary CSD file cannot be opened, LIST is not processed either.)

**User Response:** Amend the JCL to specify PARM=CSD(READWRITE).

**Module:** DFHCSDUP

**DFH5175S      PROCESSING IS TERMINATED.  
UNEXPECTED RESPONSE FROM *function*  
IN CSD MANAGER**

**Explanation:** Invocation of DFHDMP (the CSD manager) has resulted in an error. The name of the function that failed is *function*.

**System Action:** DFHCSDUP issues additional messages and terminates **normally** for CSD open/close errors and the CSD-full condition, **abnormally** for all other situations.

**User Response:** Check that you have set up your CSD file correctly. If you have migrated your CSD file from a previous release, note that you should have increased your blocksize to 500. If necessary, use the diagnostics in the additional messages.

See Part 4 of the *CICS Problem Determination Guide* for guidance on how to get more help with this problem.

**Destination:** SYSLST

**Module:** DFHCSDUP

**DFH5176S      PROCESSING IS TERMINATED. CSD IS  
FULL**

**Explanation:** The VSAM data set containing the CICS/VSE system definition (CSD) file is full.

**System Action:** Execution of the CSD utility command is terminated and no further commands (except LIST) are processed. The utility leaves a system lock on the group being created at the time of failure. This lock prevents processing of the group by the CSD utility or CEDA.

**User Response:** First, use the VERIFY process of DFHCSDUP to remove the system lock on the partly-created group. Normal RDO processing of the group should then be possible, enabling the group (or any unwanted definitions) to be deleted.

To recover the contents of the CSD file, define a larger data set and use the AMS REPRO command. Usually, you will be able to REPRO from the CSD file that became full. If you are unable to do this, use a backup copy. (You may be able to transfer definitions from the CSD file that filled up by using the DFHCSDUP COPY command with the FROMCSD option.)

**Destination:** SYSLST

**Module:** DFHCSDUP

**DFH5177S      PROCESSING IS TERMINATED. CSD I/O  
ERROR OCCURRED**

**Explanation:** An I/O error has occurred when executing a READ or WRITE of a CSD record on the primary or secondary CSD file.

**System Action:** DFHCSDUP issues additional messages and terminates abnormally.

**User Response:**

1. Restore the CSD file to a new data set from user's own backup, or
2. Create the new CSD file by using the INITIALIZE, COPY, and APPEND commands to restore existing definitions.

**Destination:** SYSLST

**Module:** DFHCSDUP

**DFH5178S      PROCESSING IS TERMINATED. SEVERE  
CSD ERROR OCCURRED**

**Explanation:** An error has occurred executing the CSD manager (DFHDMP) to access the primary or secondary CSD file.

**System Action:** DFHCSDUP issues additional messages and terminates abnormally.

**User Response:** See VSAM diagnostics in message DFH5179

**Destination:** SYSLST

**Module:** DFHCSDUP

**DFH5179S      VSAM ERROR – RETURN CODE = *nm*  
ERROR CODE = *ddd(X'yy')* CONTROL  
BLOCK TYPE = {RPL|ACB}**

**Explanation:** VSAM returned these diagnostics when an error occurred: *nm* is the hexadecimal VSAM return code; *yy* is the hexadecimal VSAM error code (*ddd* is its decimal equivalent); CONTROL BLOCK TYPE points to the relevant error code subset, thus: RPL = Request macro responses from VSAM ACB = OPEN/CLOSE responses The error code is: for CONTROL BLOCK TYPE = RPL, the FDBK field in the RPL for CONTROL BLOCK TYPE = ACB, the ERROR field in the ACB

**System Action:** The CSD utility terminates command processing, and, in certain situations, produces an operating system dump.

**User Response:** For the meaning of the VSAM return and error codes, see *VSE/VSAM Return and Error Codes* in *z/VSE Messages and Codes, Volume 2*. When interpreting these diagnostics, ensure that the data set referenced in the JCL exists. Check whether the data set is being concurrently accessed by CICS/VSE running in another partition.

**Destination:** SYSLST

**Module:** DFHCSDUP

**DFH5180S      PROCESSING IS TERMINATED. ERROR  
OCCURRED WHILE CSD WAS BEING  
READ BY {SETBROWSE|GETNEXT}  
{SCANSETS|SCANOBJS}**

**Explanation:** When the LIST command invoked DFHDMP to scan the objects on the CSD file, an error occurred during execution of the DFHDMP function.

**System Action:** The CSD utility, DFHCSDUP, terminates abnormally.

**User Response:** See Part 4 of the *CICS Problem Determination Guide* for guidance on how to get more help with this problem.

**Destination:** SYSLST

**Module:** DFHCSDUP

**DFH5181W      NO MATCH FOUND FOR GENERIC  
{GROUP|LIST} IDENTIFIER *xxxxxxx***

**Explanation:** The LIST command was executed with a generic group or list name, but no qualifying group or list exists on the CSD file.

**System Action:** Normal processing continues.

**User Response:** None.

**Destination:** SYSLST

**Module:** DFHCSDUP

---

**DFH5182W** {GROUP|LIST} xxxxxxxx DOES NOT EXIST

**Explanation:** The LIST command or the DELETE command was executed using the name of a group or list that does not exist on the primary system definition (CSD) file.

**System Action:** The command is not processed. Subsequent commands may still be processed.

**User Response:** Correct the command.

If a CSD upgrade is being performed, no user action is required.

**Destination:** SYSLST

**Module:** DFHCSDUP

---

**DFH5183W** {GROUP|LIST} xxxxxxxx EXISTS AS A  
{GROUP|LIST} NAME

**Explanation:** The LIST command or the DELETE command was executed using an invalid group name that is already in use for a list or an invalid list name that is already in use for a group.

**System Action:** The command is not processed. Subsequent commands may still be processed.

**User Response:** Correct the command.

**Destination:** SYSLST

**Module:** DFHCSDUP

---

**DFH5184S** PROCESSING IS TERMINATED. INVALID  
OUTPUT FROM DFHPUP. CANNOT  
FORMAT DATA FOR UTILITY LISTING

**Explanation:** There has been an internal logic error in the DFHCSDUP utility program. The data in the back-translated output buffer is invalid. The length code may be out of range or the data fields in the wrong sequence. One or more of the data fields may be invalid.

**System Action:** The CSD utility DFHCSDUP terminates abnormally.

**User Response:** This error should be reported. Obtain a dump from DFHCSDUP together with a listing of the DFHCSDUP run and its JCL. Also try to obtain a print out of the CSD. The list indicates where errors have occurred because errors do not print. See Part 4 of the *CICS Problem Determination Guide* for guidance on how to get more help with this problem.

**Destination:** SYSLST

**Module:** DFHCSDUP

---

**DFH5186W** NO RESOURCES DEFINED IN GROUP  
*grpname*

OR

NO GROUPS DEFINED IN LIST *listid*

**Explanation:** In executing a LIST command, the CSD utility has found a group or list header on the CSD file for which no corresponding group or list elements exist.

**System Action:** The utility continues to process the LIST command, but will not tabulate elements of the group or list named in the message.

**User Response:** Run the DFHCSDUP VERIFY utility.

**Destination:** SYSLST

**Module:** DFHCSDUP

---

**DFH5187I** *resource* IS LOCKED BUT IS NOT THE  
NAME OF A GROUP OR LIST

**Explanation:** The CSD utility detected a locked resource that is not a group or list. A lock has been created using the CEDA LOCK command, but the associated group or list has not yet been created.

**System Action:** The utility continues normal processing of the VERIFY command.

**User Response:** None.

**Destination:** SYSLST

**Module:** DFHCSDUP

---

**DFH5188I** {GROUP|LIST|RESERVED NAME} *resource*  
NOW AVAILABLE FOR USE

**Explanation:** The VERIFY command discovered that the resource was not available for the CEDA transaction or offline commands. The restriction on its availability, which was due to the failure of some previous command affecting it, has now been removed.

**System Action:** Normal processing of the VERIFY command continues.

**User Response:** None.

**Destination:** SYSLST

**Module:** DFHCSDUP

---

**DFH5189I** CSD VERIFY PROCESS COMPLETED  
SUCCESSFULLY

**Explanation:** The VERIFY command has been processed successfully, and any internal locks associated with groups and lists on the CSD file have been removed.

**System Action:** Normal processing continues.

**User Response:** None.

**Destination:** SYSLST

**Module:** DFHCSDUP

---

**DFH5190S** COMMAND IS NOT EXECUTED. UNABLE  
TO {LOAD|GET STORAGE FOR} SERVICE  
MODULE *progname*

**Explanation:** The named service module that is to be loaded and executed by DFHCSDUP, cannot be found in the library, or there is insufficient storage available to load it.

**System Action:** Utility command execution is terminated (subsequent commands are checked for syntax only).

**User Response:** Ensure that the named module is present in the library, and that sufficient storage is allocated to load it.

**Destination:** SYSLST

**Module:** DFHCSDUP

---

**DFH5191I** SERVICE PROGRAM *progname* IS  
RUNNING

**Explanation:** The named service module has been loaded correctly, and execution of the module has begun.

**System Action:** Normal processing continues.

**User Response:** None.

**Destination:** SYSLST

**Module:** DFHCSDUP

---

**DFH5192S** COMMAND IS NOT EXECUTED. CSD  
SERVICE LEVEL *ttt* IS INCOMPATIBLE  
WITH CURRENT SERVICE LEVEL *sss*

**Explanation:**

1. Either the LEVEL parameter specified in the SERVICE command is wrong, or

## DFH5193S • DFH5200S

2. An incorrect version of the CSD file is being used as the secondary (input) CSD file.

**System Action:** The SERVICE command is not executed, and utility command execution is terminated. (Subsequent commands are checked for syntax only.)

**User Response:** The SERVICE command may upgrade the service level of the CSD file only in increments of one. Check that the input CSD file is the intended one, and that the LEVEL parameter takes the value one higher than the current service level of the CSD file.

**Destination:** SYSLST  
**Module:** DFHCSDUP

---

**DFH5193S**      **COMMAND IS NOT EXECUTED. SERVICE MODULE *prognam* IS UNABLE TO UPGRADE CSD TO TARGET SERVICE LEVEL *ttt***

**Explanation:** The LEVEL parameter specified in the SERVICE command is incompatible with the status of the service module being applied to the CSD file.

**System Action:** The SERVICE command is not executed, and utility command execution is terminated. (Subsequent commands are checked only for syntax.)

**User Response:** Ensure that the named service module being applied has been correctly updated with the service fix supplied by IBM. (It should have been amended so as to be able to process SERVICE commands at the target level *ttt*.)

**Destination:** SYSLST  
**Module:** DFHCSDUP

---

**DFH5194I**      **UPGRADING SERVICE STATUS OF CSD FROM LEVEL *sss* TO LEVEL *ttt***

**Explanation:** The loaded service module is performing the required upgrade of the CSD file to service level *ttt*.

**System Action:** Normal processing continues.

**User Response:** None.

**Destination:** SYSLST  
**Module:** DFHCSDUP

---

**DFH5195I**      **EXECUTION OF SERVICE PROGRAM *prognam* COMPLETE**

**Explanation:** The loaded service module has run to completion, and control is being transferred back to the CSD offline utility program DFHCSDUP.

**System Action:** Normal processing continues.

**User Response:** None.

**Destination:** SYSLST  
**Module:** DFHCSDUP

---

**DFH5196S**      **COMMAND IS TERMINATED. ERROR OCCURRED WHILE {READING SECONDARY|WRITING PRIMARY|READING CONTROL} CSD RECORD.**

**Explanation:** An I/O error has occurred on the specified CSD file, or the output (primary) CSD file is full.

**System Action:** The SERVICE command is terminated, and no subsequent utility commands are executed. (Subsequent commands are checked for syntax only.)

**User Response:** Retry, ensuring that a sufficiently large data set size is specified for the output (primary) CSD file.

**Destination:** SYSLST  
**Module:** DFHCSDUP

---

**DFH5197S**      **COMMAND IS TERMINATED. UNRECOGNIZED {CONTROL|TYPE OF} RECORD ENCOUNTERED WHILE SECONDARY CSD WAS BEING READ.**

**Explanation:** The contents of a control record are invalid, or the record-type field of an input CSD record is invalid.

**System Action:** The SERVICE command is terminated, and no subsequent utility commands are executed. (Subsequent commands are checked for syntax only.)

**User Response:** Ensure that the input and output data sets have been correctly defined, and that the DLBL name for the secondary CSD file in the JCL corresponds to the FROMCSD parameter in the SERVICE utility command.

If the problem persists, obtain a dump from DFHCSDUP together with a listing of the DFHCSDUP run and its JCL. Also try to obtain a print out of the CSD. The list indicates where errors have occurred because errors do not print and are therefore easily identifiable. See Part 4 of the *CICS Problem Determination Guide* for guidance on how to get more help with this problem.

**Destination:** SYSLST  
**Module:** DFHCSDUP

---

**DFH5198I**      **CSD RECORD MODIFIED FOR *xxxxxxx***

**Explanation:** The specified modification to a record on the CSD file has taken place.

The insert, *xxxxxxx*, is the element type.

**System Action:** Normal processing continues. If the modified record is an element in a GROUP or LIST, its date-and-time field is updated when copied to the output (primary) CSD file.

**User Response:** None.

**Destination:** SYSLST  
**Module:** DFHCSDUP

---

**DFH5199W**      **INVALID FIELD ENCOUNTERED IN EXISTING RECORD FOR *xxxxxxx***

**Explanation:** An unexpected value was found in one of the fields of a CSD record that was to be modified.

**System Action:** Normal processing continues, and the invalid record is left unchanged on the new (primary) CSD file.

**User Response:** None.

**Destination:** SYSLST  
**Module:** DFHCSDUP

---

## DFH52xx (DFHCSDUP) Messages

---

**DFH5200S**      **COMMAND NOT EXECUTED. NO VALID LANGUAGE TABLE WAS LOADED**

**Explanation:** The CSD utility found that the RDO language table has not been loaded correctly, or that it contains invalid data.

**System Action:** The CSD utility terminates, because it cannot process any commands.

**User Response:** Check that the correct version of the RDO language table (DFHEITCL) is in the program library.

**Destination:** SYSLST

Module: DFHCSDUP

---

**DFH5201S**    *xxxx* COMMAND IS NOT VALID.  
COMMAND NOT EXECUTED

**Explanation:** The CSD utility does not recognize the command.

**System Action:** The CSD utility does not process the command.

**User Response:** Correct the command and retry. See the description of message DFH5104 for further information.

**Destination:** SYSLST

**Module:** DFHCSDUP

---

**DFH5202S**    INCORRECT SYNTAX FOR *xxxx*  
COMMAND. COMMAND NOT EXECUTED

**Explanation:** The syntax of the command is incorrect.

**System Action:** The CSD utility does not process the command.

**User Response:** Correct the command and retry. See the description of message DFH5104 for further information.

**Destination:** SYSLST

**Module:** DFHCSDUP

---

**DFH5203W**    RIGHT PARENTHESIS ASSUMED AFTER  
THE VALUE OF '*xxxxxxx*'

**Explanation:** The syntax of the command was incorrect.

**System Action:** The CSD utility executes the command as if the right parenthesis were present.

**User Response:** Confirm that the correction applied by the utility generated the required command.

**Destination:** SYSLST

**Module:** DFHCSDUP

---

**DFH5204E**    COMMAND NOT EXECUTED. *xxxx*  
KEYWORD IS NOT VALID

**Explanation:** The keyword *xxxx* is not valid on this command.

**System Action:** The utility does not process the command.

**User Response:** Correct the command and retry. See the description of message DFH5104 for further information.

**Destination:** SYSLST

**Module:** DFHCSDUP

---

**DFH5205E**    COMMAND NOT EXECUTED. NO VALUE  
WAS SPECIFIED FOR *xxxx*

**Explanation:** The named option is incomplete, possibly because a value has been omitted.

**System Action:** The utility does not process the command.

**User Response:** Correct the command and retry. See the description of message DFH5104 for further information.

**Destination:** SYSLST

**Module:** DFHCSDUP

---

**DFH5206E**    COMMAND NOT EXECUTED. DUPLICATE  
SPECIFICATION OF *xxxxxxx*.

**Explanation:** An option appears twice on a single CSD utility command.

**System Action:** The utility does not process the command.

**User Response:** Correct the command and retry. See the description of message DFH5104 for further information.

**Destination:** SYSLST

**Module:** DFHCSDUP

---



---

**DFH5207E**    COMMAND NOT EXECUTED. *xxxxxxx*  
DOES NOT REQUIRE A VALUE

**Explanation:** The CSD utility detected an input command coded with a value for operand *xxxxxxx* when none was required.

**System Action:** The utility does not process the command.

**User Response:** Correct the command and retry. See the description of message DFH5104 for further information.

**Destination:** SYSLST

**Module:** DFHCSDUP

---

**DFH5208E**    COMMAND NOT EXECUTED. OPERAND  
VALUE OF *xxxxxxx* IS TOO LONG

**Explanation:** The CSD utility detected an input command coded with a value for operand *xxxxxxx* which was longer than the maximum allowed.

**System Action:** The utility does not process the command.

**User Response:** Correct the command and retry. See the description of message DFH5104 for further information.

**Destination:** SYSLST

**Module:** DFHCSDUP

---

**DFH5209E**    COMMAND NOT EXECUTED. *xxxxxxx*  
REQUIRES A NUMERIC VALUE

**Explanation:** The CSD utility detected an input command coded with a nonnumeric value for operand *xxxxxxx* when a numeric value was required.

**System Action:** The utility does not process the command.

**User Response:** Correct the command and retry. See the description of message DFH5104 for further information.

**Destination:** SYSLST

**Module:** DFHCSDUP

---

**DFH5210E**    COMMAND NOT EXECUTED. INVALID  
VALUE WAS SPECIFIED FOR *xxxxxxx*.

**Explanation:** The CSD utility detected an input command coded with an invalid value for operand *xxxxxxx*.

**System Action:** The utility does not process the command.

**User Response:** Correct the value and retry. See the description of message DFH5104 for further information.

**Destination:** SYSLST

**Module:** DFHCSDUP

---

**DFH5211E**    COMMAND NOT EXECUTED. OPERAND  
DELIMITER *x* WAS MISPLACED

**Explanation:** The CSD utility detected an input command coded with a misplaced operand delimiter *x*.

**System Action:** The utility does not process the command.

**User Response:** Place the delimiter correctly. See the description of message DFH5104 for further information.

**Destination:** SYSLST

**Module:** DFHCSDUP

---

**DFH5212E**    COMMAND NOT EXECUTED. *comptype*  
*string* IS NOT UNIQUELY IDENTIFIABLE.

**Explanation:** An ambiguous DFHCSDUP command has been specified:

- *comptype* is the command component type.
- *string* is the actual component.

**System Action:** The command is not executed.

**User Response:** Correct the command syntax and retry. See the accompanying message DFH5213 for further details of the command failure. See the description of message DFH5104 for further information.

**Destination:** SYSLST

---



Module: DFHCSDUP

---

**DFH5213E** SPECIFIED *input* COULD BE INTERPRETED AS *match1* OR *match2*.

**Explanation:** An ambiguous DFHCSDUP command has been specified:

- *input* is the ambiguous character string.
- *match1* and *match2* are two possible interpretations of *input*.

**System Action:** The utility does not process the command.

**User Response:** Correct the command syntax.

**Destination:** SYSLST

**Module:** DFHCSDUP

---

**DFH5214E** COMMAND NOT EXECUTED. RIGHT PARENTHESIS MISSING FROM *xxxxxxx*.

**Explanation:** A right parenthesis is missing from a command which modifies the contents of the CSD file, or which extracts information from the CSD file for processing. Because of the possible destructive consequences of this command, the CSD utility only accepts correct command syntax.

**System Action:** The utility does not process the command.

**User Response:** Correct the command and retry. See the description of message DFH5104 for further information.

**Destination:** SLIST

**Module:** DFHCSDUP

---

**DFH5220S** COMMAND NOT EXECUTED. *xxxxxxx* MUST BE THE FIRST COMMAND

**Explanation:** The CSD utility found an INITIALIZE command after other commands.

**System Action:** The CSD utility ignores the command.

**User Response:** Confirm that the INITIALIZE command was misplaced. See the description of message DFH5104 for further information.

**Destination:** SYSLST

**Module:** DFHCSDUP

---

**DFH5221E** INVALID CHARACTERS IN VALUE OF *xxxxxxx*. COMMAND NOT EXECUTED

**Explanation:** The CSD utility detected an input command coded with invalid characters in the value of operand *xxxxxxx*. Invalid characters include punctuation symbols and unacceptable lower-case characters.

**System Action:** The utility does not process the command.

**User Response:** Correct the value and retry. See the description of message DFH5104 for further information.

**Destination:** SYSLST

**Module:** DFHCSDUP

---

**DFH5222E** COMMAND NOT EXECUTED. *xxxxxxx* KEYWORD WAS NOT SPECIFIED

**Explanation:** A required option was omitted from an CSD utility command.

**System Action:** The utility does not process the command.

**User Response:** Specify the required option. See the description of message DFH5104 for further information.

**Destination:** SYSLST

**Module:** DFHCSDUP

---

**DFH5223E** COMMAND NOT EXECUTED. *xxxxxxx* KEYWORD CONFLICTS WITH *yyyyyyyyy* KEYWORD

**Explanation:** The syntax of the command is incorrect. Conflicting options have been specified.

**System Action:** The utility does not process the command.

**User Response:** Correct the command and retry. See the description of message DFH5104 for further information.

**Destination:** SYSLST

**Module:** DFHCSDUP

---

**DFH5224E** COMMAND NOT EXECUTED. VALUE OF *xxxxxxx* IS OUT OF THE VALID RANGE

**Explanation:** The CSD utility detected an input command coded with a numeric value for operand *xxxxxxx* which was outside the valid range.

**System Action:** The utility does not process the command.

**User Response:** Correct the value and retry. See the description of message DFH5104 for further information.

**Destination:** SYSLST

**Module:** DFHCSDUP

---

**DFH5225E** COMMAND NOT EXECUTED. SAME NAME SPECIFIED FOR 'TO' AND *xxxxxxx*

**Explanation:**

1. The utility COPY command has been coded with the same group name for the source and target group, or
2. The APPEND command has been coded with the same list name for the source and target list.

**System Action:** The CSD utility or CICS/VSE ignores the command.

**User Response:** Correct the name(s).

**Destination:** SYSLST

**Module:** DFHCSDUP

---

**DFH5226E** COMMAND NOT EXECUTED. *xxxxxxx* COMMAND DOES NOT SUPPORT GENERIC NAMES

**Explanation:** The CSD utility found a generic name (that is, one containing \* or + characters) in a command that does not support generic names.

**System Action:** The CSD utility does not process the command.

**User Response:** Correct the command and retry. See the description of message DFH5104 for further information.

**Destination:** SYSLST

**Module:** DFHCSDUP

---

**DFH5227E** COMMAND NOT EXECUTED. USE OF GENERIC NAME CONFLICTS WITH *xxxxxxx* OPTION

**Explanation:** An CSD utility command used a generic name (that is, one containing \* or + characters) in conjunction with an option that conflicted with the use of generic names.

**System Action:** The CSD utility does not process the command.

**User Response:** Correct the command and retry. See the description of message DFH5104 for further information.

**Destination:** SYSLST

**Module:** DFHCSDUP

---

**DFH5228E**      **COMMAND NOT EXECUTED. ONLY ONE RESOURCE-TYPE KEYWORD CAN BE SPECIFIED**

**Explanation:** The CSD utility detected an input command coded with more than one resource-type keyword.  
**System Action:** The utility does not process the command.  
**User Response:** Correct the command to refer to only one resource-type. See the description of message DFH5104 for further information.  
**Destination:** SYSLST  
**Module:** DFHCSDUP

---

**DFH5229E**      **COMMAND NOT EXECUTED. xxxxxxxx IS INVALID BECAUSE A RESOURCE-TYPE KEYWORD WAS SPECIFIED**

**Explanation:** The CSD utility detected an input command coded with a resource-type keyword (for example, PROGRAM, TRANSACTION) in a situation where a resource-type keyword is invalid.  
**System Action:** The utility does not process the command.  
**User Response:** Correct the command and retry. See the description of message DFH5104 for further information.  
**Destination:** SYSLST  
**Module:** DFHCSDUP

---

**DFH5230I**      **ERASE COMMAND IS OBSOLETE. USE THE DELETE COMMAND**

**Explanation:** The CSD utility detected the obsolete ERASE command in its input.  
**System Action:** The utility processes the command as a DELETE command.  
**User Response:** In future, use the DELETE command instead of ERASE.  
**Destination:** SYSLST  
**Module:** DFHCSDUP

---

**DFH5232E**      **COMMAND NOT EXECUTED. xxxxxxxx PARAMETER MUST [NOT] BEGIN WITH 'DFH'**

**Explanation:** In an CSD utility MIGRATE command, the xxxxxxxx parameter contained an invalid table name or group name.  
**System Action:** The CSD utility does not process the command.  
**User Response:** Resubmit with a valid table name or group name. See the description of message DFH5104 for further information.  
**Destination:** SYSLST  
**Module:** DFHCSDUP

---

**DFH5233E**      **COMMAND NOT EXECUTED. xxx TABLE TYPE IS NOT SUPPORTED BY RDO**

**Explanation:** The CSD utility detected a TABLE parameter that referred to a CICS/VSE table type not supported by RDO. RDO supports the PCT, PPT, and TCT (RDT).  
**System Action:** The utility does not process the command.  
**User Response:** Correct the command and retry. See the description of message DFH5104 for further information.  
**Destination:** SYSLST  
**Module:** DFHCSDUP

---



---

**DFH5234E**      **COMMAND NOT EXECUTED. *command* COMMAND IS NOT SUPPORTED**

**Explanation:** The utility does not support the command that was entered.  
**System Action:** The utility does not process the command.  
**User Response:** Correct the command and retry. See the description of message DFH5104 for further information.  
**Destination:** SYSLST  
**Module:** DFHCSDUP

---

**DFH5235E**      **COMMAND NOT EXECUTED. GROUP OR LIST MUST BE SPECIFIED.**

**Explanation:** A CSD utility EXTRACT command has been submitted. A GROUP or LIST name must be specified with an EXTRACT command.  
**System Action:** The utility command is not executed. This message is followed by DFH5104.  
**User Response:** Correct the invalid command by adding a valid GROUP or LIST name. See the description of message DFH5104 for further information.  
**Destination:** SYSLST  
**Module:** DFHCSDUP

---

**DFH5240S**      **PROCESSING TERMINATED. ERROR OCCURRED WHILE INPUT UTILITY COMMAND WAS BEING READ**

**Explanation:** The environment adaptor GETCARD utility cannot read an input utility command.  
**System Action:** The CSD utility terminates abnormally, without processing the input commands.  
**User Response:** Check that the utility commands are prepared correctly and located correctly in the JCL.  
**Destination:** SYSLST  
**Module:** DFHCSDUP

---

**DFH5241S**      **PROCESSING TERMINATED. INVALID RECORD LENGTH ON INPUT UTILITY COMMAND DATA STREAM**

**Explanation:** The CSD utility detected incorrectly formatted input in the SYSIN data stream.  
**System Action:** The CSD utility cannot process any commands. The utility attempts to:

1. Close any files previously opened internally.
2. Unload any extract exit routines that were dynamically loaded.
3. Invoke the termination exit routine (if supplied).
4. Return control to the invoker of the utility.

**User Response:** Ensure that the SYSIN data stream is formatted with fixed length 80-byte records.  
**Destination:** SYSLST  
**Module:** DFHCSDUP

---

**DFH5242E**      **COMMAND NOT PROCESSED. TOO MANY CONTINUATION RECORDS FOR INPUT UTILITY COMMAND**

**Explanation:** The CSD utility detected an input command that was too long and extended over too many records. This message may be caused by an error in the rejected command or in the preceding or subsequent commands in the input stream.  
**System Action:** The utility does not process the command.  
**User Response:** Correct the commands in error and resubmit. See the description of message DFH5104 for further information.

**Destination:** SYSLST  
**Module:** DFHCSDUP

---

**DFH5251I**    *resource object* **IN GROUP** *grpname* **IS**  
**{UNCHANGED|REPLACED}**

**Explanation:** A resource definition existed in both source and target groups. Based on the CSD utility commands submitted, the utility has taken the action stated in the message. *resource* is the type of resource, *object* is the name of the object, and *grpname* is the name of the group.

**System Action:** Normal utility processing continues.

**User Response:** None.

**Destination:** SYSLST  
**Module:** DFHCSDUP

---

**DFH5252I**    *resource object* **COPIED TO GROUP** *grpname*

**Explanation:** The CSD utility has correctly copied a resource definition to the specified group. *resource* is the type of resource, *object* is the name of the object, and *grpname* is the name of the group.

**System Action:** Normal utility processing continues.

**User Response:** None.

**Destination:** SYSLST  
**Module:** DFHCSDUP

---

**DFH5253E**    **GROUP** *grpname* **NOT FOUND**

**Explanation:** The CSD utility detected a COPY command that attempted to copy definitions from a non-existent group, *grpname*.

**System Action:** The utility does not process the command.

**User Response:** Correct the group name in the command and resubmit. See the description of message DFH5104 for further information.

**Destination:** SYSLST  
**Module:** DFHCSDUP

---

**DFH5254E**    *resource object* **ALREADY EXISTS IN THE**  
**TARGET GROUP**

**Explanation:** The CSD utility detected a command that attempted to add a definition to a group that already contained a definition of an object with the same name. *resource* is the type of resource and *object* is the name of the object.

**System Action:** The CSD utility does not process the command.

**User Response:** Change the name in the command, or alter the name of the existing definition and resubmit. See the description of message DFH5104 for further information.

**Destination:** SYSLST  
**Module:** DFHCSDUP

---

**DFH5255E**    **LIST** *listid* **NOT FOUND**

**Explanation:** The CSD utility detected an APPEND command that referred to a non-existent list.

**System Action:** The utility does not process the command.

**User Response:** Correct the list name in the command and resubmit. See the description of message DFH5104 for further information.

**Destination:** SYSLST  
**Module:** DFHCSDUP

---

**DFH5256E**    **NO RESOURCES DEFINED IN GROUP**  
*grpname*

**Explanation:** In executing a LIST command, the CSD utility has found a group header on the CSD file for which no group elements exist.

**System Action:** The CSD utility continues to process the LIST command, but will not list elements of the named group.

**User Response:** Run the DFHCSDUP VERIFY utility to verify the group.

**Destination:** SYSLST  
**Module:** DFHCSDUP

---

**DFH5261W**    **RDT IS EMPTY. NO VTAM RESOURCES IN**  
**ASSEMBLED TABLE**

**Explanation:** The CSD utility detected an attempt to migrate a TCT that contains no RDO-supported terminal or sessions definitions, or whose TYPE=INITIAL entry specifies MIGRATE=COMPLETE.

**System Action:** The utility creates no CSD definitions.

**User Response:** Check the TCT source code to see if it contains any RDO-supported definitions. If it does, check that it has been correctly assembled (MIGRATE=YES specified) and link-edited.

**Destination:** SYSLST  
**Module:** DFHCSDUP

---

**DFH5262S**    **INSUFFICIENT STORAGE TO BUILD**  
**TYPES-MATCHING CHAIN**

**Explanation:** During CSD utility processing, an internal error has occurred in the migration of a TCT, because of lack of storage for TYPETERM definitions.

**System Action:** Utility processing terminates abnormally. Definitions already migrated remain on the CSD.

**User Response:**

1. Run the DFHCSDUP VERIFY utility.
2. Delete the groups created by the failing MIGRATE command.
3. Allocate a larger partition size in the utility JCL, and resubmit the job.

**Destination:** SYSLST  
**Module:** DFHCSDUP

---

**DFH5263S**    **ERROR IN INPUT RDT. INCORRECT**  
**SEQUENCE OF COMMANDS**

**Explanation:** During CSD utility processing, an internal error has occurred in the migration of a TCT, because of abnormal data in the assembled table.

**System Action:** The utility attempts to:

1. Close any files previously opened internally.
2. Unload any extract exit routines that were dynamically loaded.
3. Invoke the termination exit routine (if supplied).
4. Return control to the invoker of the utility.

Definitions that have already been migrated remain on the CSD.

**User Response:**

1. Run the DFHCSDUP VERIFY utility.
2. Delete the groups created by the failing MIGRATE command.
3. Keep the assembly listing for the failing table and the DFHCSDUP dump. See Part 4 of the *CICS Problem Determination Guide* for guidance on how to get more help with this problem.

**Destination:** SYSLST  
**Module:** DFHCSDUP

---

**DFH5264W RESOURCE *object* NOT DEFINED. GROUP *grpname* NOT AVAILABLE**

**Explanation:** During the migration of a TCT, the CSD utility could not define a resource, because the target group was not available. The utility has issued a previous message indicating the reason.

**System Action:** The utility creates no definition for the named resource. Normal utility processing continues.

**User Response:** Review the original message. If necessary, recode the TYPE=GROUP macro in the TCT source to name a suitable group.

**Destination:** SYSLST  
**Module:** DFHCSDUP

---

**DFH5265W ACTION REQUIRED TO FIND A SUITABLE TYPETERM FOR TERMINAL *termid***

**Explanation:** While migrating a TCT, the CSD utility has found a terminal definition for which it could not create a corresponding TYPETERM definition.

**System Action:** The utility adds the terminal definition to the CSD file, but it refers to a TYPETERM that may be unsuitable for this device.

**User Response:** Use the CEDA transaction to define a suitable TYPETERM and alter the TERMINAL definition to refer to the new TYPETERM.

**Destination:** SYSLST  
**Module:** DFHCSDUP

---

**DFH5266W SESSIONS *xxx* NOT DEFINED, BECAUSE OF ERROR IN ASSOCIATED CONNECTION**

**Explanation:** While migrating a terminal control table (TCT), the CSD utility attempted to create a related set of CONNECTION and SESSIONS resources. The CONNECTION definition could not be created, for reasons reported by a previously issued message, so the associated SESSIONS definitions are also suppressed.

**System Action:** The definitions in error are not migrated, but TCT migration continues.

**User Response:** Investigate the reason for failure and define the CONNECTION-SESSIONS complex using CEDA. (If CEDA cannot be used, the original definitions should be retained in the macro source as part of the residual TCT after migration.)

**Destination:** SYSLST  
**Module:** DFHCSDUP

---

**DFH5270I {GROUP|LIST} *xxxxxxx* DELETED FROM THE CSD**

**Explanation:** The CSD utility has successfully deleted a group or list from the primary CSD file.

**System Action:** Normal utility processing continues.

**User Response:** None.  
**Destination:** SYSLST  
**Module:** DFHCSDUP

---

**DFH5271S UNABLE TO DELETE {GROUP|LIST} *xxxxxxx* FROM THE CSD**

**Explanation:** During CSD utility processing, an error in accessing the CSD file caused a delete operation to fail.

**System Action:** The utility does not process the DELETE command. The group or list to be deleted remains on the CSD file.

**User Response:** See Part 4 of the *CICS Problem Determination Guide* for guidance on how to get more help with this problem.

**Destination:** SYSLST  
**Module:** DFHCSDUP

---

**DFH5272I *resource object* DELETED FROM GROUP**

**Explanation:** The CSD utility successfully deleted the named resource. *resource* is the type of resource and *object* is the name of the object.

**System Action:** Normal utility processing continues.

**User Response:** None.

**Destination:** SYSLST  
**Module:** DFHCSDUP

---

**DFH5273W *resource object* IS NOT IN GROUP *grpname***

**Explanation:** The CSD utility detected an attempt to delete a resource which did not exist in the named group. *resource* is the type of resource, *object* is the name of the object, and *grpname* is the name of the group.

**System Action:** The utility does not process the DELETE command.

**User Response:** Ensure that you coded the group and resource names correctly. See the description of message DFH5104 for further information.

**Destination:** SYSLST  
**Module:** DFHCSDUP

---

**DFH5275S GROUP *grpname* IS NOT A MEMBER OF LIST *listname***

**Explanation:** The REMOVE command being executed names a GROUP that is not a member of LIST *listname*.

**System Action:** The command is not executed.

**User Response:** Correct the command and retry. See the description of message DFH5104 for further information.

**Destination:** SYSLST  
**Module:** DFHCSDUP

---

**DFH5276I GROUP *grpname* REMOVED FROM LIST *listname*.**

**Explanation:** The REMOVE command has successfully removed group *grpname* from LIST *listname*.

**System Action:** Normal execution continues.

**User Response:** None.

**Destination:** SYSLST  
**Module:** DFHCSDUP

---

**DFH5277I LIST *list* DELETED FROM CSD.**

**Explanation:** The final group has been removed from list *listname*. The list has therefore been deleted.

**System Action:** Processing continues.

**User Response:** None.

**Destination:** SYSLST  
**Module:** DFHCSDUP



---

**DFH5280I      PROCESSING DEFINITIONS FROM  
LIBRARY MEMBER xxxxxxxx**

**Explanation:** The CSD utility has successfully loaded data from the named library member.

**System Action:** Normal utility processing continues.

**User Response:** None.

**Destination:** SYSLST

**Module:** DFHCSDUP

---

**DFH5281S      DATA LOADED FROM LIBRARY MEMBER  
xxxxxxx IS INVALID**

**Explanation:** The CSD utility has found an error in data loaded from the named library member.

**System Action:** The utility terminates abnormally.

**User Response:** Obtain a dump containing the failing library member. See Part 4 of the *CICS Problem Determination Guide* for guidance on how to get more help with this problem.

**Destination:** SYSLST

**Module:** DFHCSDUP

---

**DFH5282E      UNABLE TO xxxxxxxx LIBRARY MEMBER  
yyyyyyyy**

**Explanation:** The CSD utility issues this message in three situations distinguished by the value of xxxxxxxx:

**LOCATE**

The member is not in the libraries named in the JCL.

**GET STORAGE FOR**

Insufficient storage is available to load the member.

**LOAD**

The utility could not load the member.

**System Action:** The utility terminates processing of the command that required access to the named library member.

**User Response:** In cases 1 and 3, ensure that the member is correctly link-edited into the library. In case 2, allocate a larger partition size in the utility JCL, and resubmit the job.

**Destination:** SYSLST

**Module:** DFHCSDUP

---

**DFH5283S      RDL SUBCOMMAND EXCEEDS 1024  
BYTES: command**

**Explanation:** The CSD utility found an internal error in the data loaded while processing an UPGRADE, INITIALISE, or MIGRATE command.

**System Action:** The CSD utility terminates abnormally.

**User Response:** See Part 4 of the *CICS Problem Determination Guide* for guidance on how to get more help with this problem.

**Destination:** SYSLST

**Module:** DFHCSDUP

---

**DFH5284E      ERROR ANALYSING RDL SUBCOMMAND:  
command**

**Explanation:** The CSD utility found an internal error in the data loaded while processing an UPGRADE, INITIALISE, or MIGRATE command.

**System Action:** The CSD utility terminates abnormally.

**User Response:** See Part 4 of the *CICS Problem Determination Guide* for guidance on how to get more help with this problem.

**Destination:** SYSLST

**Module:** DFHCSDUP

---

**DFH5285E      INVALID VERB IN RDL SUBCOMMAND:  
command**

**Explanation:** The CSD utility found an internal error in the data loaded while processing an UPGRADE, INITIALISE, or MIGRATE command.

**System Action:** The CSD utility terminates abnormally.

**User Response:** See Part 4 of the *CICS Problem Determination Guide* for guidance on how to get more help with this problem.

**Destination:** SYSLST

**Module:** DFHCSDUP

---

**DFH5286E      ERROR EXECUTING RDL SUBCOMMAND:  
command**

**Explanation:** The CSD utility found an internal error in the data loaded while processing an UPGRADE, INITIALISE, or MIGRATE command.

**System Action:** The CSD utility terminates abnormally.

**User Response:** See Part 4 of the *CICS Problem Determination Guide* for guidance on how to get more help with this problem.

**Destination:** SYSLST

**Module:** DFHCSDUP

---

**DFH5287E      EXTRACT TERMINATED AT USER'S  
REQUEST RC=retcode.**

**Explanation:** A batch job has issued a CSD utility EXTRACT command. The EXTRACT command has been terminated because of a nonzero value in register 15 on return from a user program. Subsequent messages indicate any further problems encountered by the utility.

**System Action:** Execution of the utility command is terminated. The message is followed by DFH5104.

**User Response:** Determine the cause of the error detected by the user program using the return code *retcode* provided and the relevant documentation of the user program.

**Destination:** SYSLST

**Module:** DFHCSDUP

---

---

## DFH53xx (DFHPSP) Messages

---

### DFH5301I FAILED TO INITIALIZE POWER INTERFACE

**Explanation:** An attempt to open a NOTIFY path to POWER was unsuccessful.

**System Action:** System spooling initialization cannot continue.

**User Response:** Ensure that the POWER program is available and working. If there is more than one CICS/VSE system running, investigate the names used by POWER to identify these systems. These names have the form SYSCICx, where x is specified on the SPOOL system initialization parameter. x defaults to "A". Ensure that the value of x is different for each CICS system that is running with POWER.

**Destination:** Console

**Module:** DFHCXPA

---

### DFH5302I AUDIT LOG CSMT IS FULL. LOGGING DISCONTINUED

**Explanation:** An attempt has been made by CEOS or CEMS to write to the audit file CSMT. This has caused the NOSPACE condition to be raised.

**System Action:** Logging to CSMT is discontinued.

**User Response:** Auditing to CSMT continues after this file has been processed and emptied.

**Destination:** Console

**Module:** DFHCXPA

---

### DFH5366 SYSTEM SPOOLING INTERFACE INITIALIZATION PROGRAM – DFHPSIP NOT PRESENT

**Explanation:** CICS/VSE attempted to link to DFHPSIP but the attempt failed because DFHPSIP was not in the CICS/VSE program library.

**System Action:** CICS/VSE terminates system spooler initialization.

**User Response:** Place DFHPSIP in the CICS/VSE program library.

**Destination:** Console

**Module:** DFHSIJ1

---

### DFH5393 TRANSACTION *transid* ENDED WITHOUT CLOSING DATASET ON SYSTEM SPOOL

**Explanation:** The named transaction did not close a VSE/POWER interface data set. Because only one transaction at a time can use the VSE/POWER input interface, other transactions may be unnecessarily delayed.

**System Action:** CICS/VSE executes a default CLOSE with the KEEP option.

**User Response:** Change the program so that the transaction issues a SPOOLCLOSE before it terminates, and preferably immediately the ENDFILE condition occurs on an input data set.

**Destination:** CSMT

**Module:** DFHPSPDW

---

## DFH54xx (Report Controller) Messages

---

### DFH5440I xxxxxxxxxxxx yy.ddd hh:mm:ss REPORT xxxxx xxxxxxxxx CHANGED xx

**Explanation:** A report characteristic was changed using CEOS or CEMS.

**System Action:** Create an audit file record describing the change.

**User Response:** None.

**Destination:** CSPA audit dataset.

**Module:** DFHEMSRE

---

### DFH5443I xxxxxxxxxxxx yy.ddd hh:mm:ss PRINTER xxxxx xxxxxxxxx CHANGED xx

**Explanation:** A printer characteristic was changed using CEOS or CEMS.

**System Action:** Create an audit file record describing the change.

**User Response:** None.

**Destination:** CSPA audit dataset.

**Module:** DFHEMSPR

---

### DFH5441 AUDIT LOG CSPA IS FULL, NOW LOGGING TO CSMT

**Explanation:** An attempt has been made by CEOS/CEMS to write to the audit file CSPA causing the NOSPACE condition to be raised.

**System Action:** An attempt is made to write the record to CSMT and this warning message is sent to the operator coConsole. Auditing to CSPA continues after the file has been processed and emptied.

**User Response:** None.

**Destination:** Console.

**Module:** DFHEMSRE

---

### DFH5444 AUDIT LOG CSPA IS FULL, NOW LOGGING TO CSMT

**Explanation:** An attempt has been made by CEOS/CEMS to write to the audit file CSPA causing the NOSPACE condition to be raised.

**System Action:** An attempt is made to write the record to CSMT and this warning message is sent to the operator coConsole. Auditing to CSPA continues after the file has been processed and emptied.

**User Response:** None.

**Destination:** Console

**Module:** DFHEMSPR



CICS/VSE auxiliary trace is running. After attempting to print the report, close and print the AUXTRACE file. Then find the last SEND MAP entry for the failed task within the trace to deduce the reason for the failure.

**Destination:** CSPW  
**Module:** DFHPSOP

---

**DFH5466**    **TASK** *taskno* **TERMINAL** *termid* **-ESCAPE PROGRAM** *progid* **COULD NOT BE LOCATED FOR ESC REPORT** *reportid* **AT DESTINATION** *destid*. **REPORT IS NOW HELD.** *timedate*

**Explanation:** The link to the named escape program has failed.

**System Action:** The report is rejected by the report controller writer task and held with a POWER disposition of "Y" (ERRPRT).

**User Response:** Obtain a CICS/VSE trace to determine the reason for the link failure. The report may be rescheduled for printing after the problem has been rectified.

**Destination:** CSPW  
**Module:** DFHPSOP

---

**DFH5467**    **TASK** *taskno* **TERMINAL** *termid* **-ESCAPE PROGRAM** *progid* **RESPONSE : RETURN CODE =** *nm* **TEXT =**  
 xxx  
 xxx  
**REPORT** *reportid* **AT DESTINATION** *destid* **IS NOW HELD.** *timedate*

**Explanation:** The named escape program returned a non-zero return code.

**System Action:** The report is rejected by the report controller writer task and held with a POWER disposition of "Y" (ERRPRT).

**User Response:** The return code and text are supplied by the escape program. Use them to diagnose and rectify the problem before rescheduling the report for printing.

**Destination:** CSPW  
**Module:** DFHPSOP

---

**DFH5468**    **TASK** *taskno* **TERMINAL** *termid* **- A SEVERE INTERRUPT ON THE DEVICE AT DESTINATION** *destid* **HAS CAUSED THE PRINTER TASK TO TERMINATE. (REPORT** *reportid* **WAS BEING PRINTED).** *timedate*

**Explanation:** A severe interruption has occurred while printing on the named device.

**System Action:** Communications with POWER are broken. The writer task is terminated with an abend code of APSM or APSN. In the case of abend code APSM, the printer will also be set out of service. The status of the report depends on the PRINTFAIL option and the original POWER disposition.

**User Response:** Rectify the reason for the interrupt and restart the printer.

**Destination:** CSPW  
**Module:** DFHPSOP

---

**DFH5469**    **TASK** *taskno* **TERMINAL** *termid* **- AN INTERRUPT ON THE DEVICE AT DESTINATION** *destid* **HAS CAUSED THE PRINTER TASK TO PAUSE.** *timedate*

**Explanation:** A printing interruption on the named device has caused the CICS/VSE writer task to pause until the interruption is cleared.

**System Action:** The writer task will wait in a paused state.

**User Response:** Rectify the reason for the interrupt and

resume the printer using CEMS/CEOS.

**Destination:** CSPW  
**Module:** DFHPSOP

---

**DFH5470**    **TASK** *taskno* **TERMINAL** *termid* **- REQUEST TO FACILITATE THE DEVICE AT DESTINATION** *destid* **FOR SYSTEM SPOOLING HAS BEEN REJECTED. THE CICS RC IS NOT ACTIVATED, OR IS QUIESCING.** *timedate*

**Explanation:** A request has been made by the operating system spooler to use a CICS/VSE terminal as a surrogate printer, but either the report controller has not been activated, or it is quiescing as part of CICS/VSE shutdown.

**System Action:** The writer task will detect the system status and close itself down.

**User Response:** Retry the request to start the printer after CICS/VSE has been reinitialized.

**Destination:** CSPW  
**Module:** DFHPSOP

---

**DFH5471**    **TASK** *taskno* **TERMINAL** *termid* **-ESCAPE REPORT** *reportid* **AT DESTINATION** *destid* **HAS HAD AN ERROR WHILE BUILDING THE REPORT FOR DATA TRANSMISSION. THE REPORT IS NOW HELD.** *timedate*

**Explanation:** While building an escape format report, CICS/VSE returned an error response from a WRITEQ TS command.

**System Action:** The report is rejected by the report controller writer task (CEPW) and held with a POWER disposition of "Y" (ERRPRT).

**User Response:** Reschedule the report to be reprinted while CICS/VSE auxiliary trace is running. After attempting to print the report, close and print the AUXTRACE file. Then find the last WRITEQ TS entry for the failed task within the trace to deduce the reason for the failure.

**Destination:** CSPW  
**Module:** DFHPSOP

---

**DFH5478**    **SETUP COMPLETE**

**Explanation:** The operator requested forms setup on a printer, and the setup process is now complete.

**System Action:** The writer task waits for operator action.

**User Response:** The operator should issue a PGO command to resume printing, or a PSETUP command to redo the setup.

**Destination:** POWER console.  
**Module:** DFHPSPIO

---

**DFH5479**    **SETUP PRINTER** *printerid* **WITH FORMS** *formid*

**Explanation:** The report controller writer task (CEPW) has detected that a change of forms *formid* is required on printer *printerid*.

**System Action:** The writer task waits for a PGO or PSETUP command.

**User Response:** The operator should issue a PGO or PSETUP command after changing the forms in the printer.

**Destination:** POWER console.  
**Module:** DFHPSPIO



---

**DFH5480** RC RECOVERY FAILED FOR REPORT –  
*reportid*

**Explanation:** During emergency restart, the report controller was unable to open the named report.

**System Action:** The report is skipped.

**User Response:** None.

**Destination:** Console.

**Module:** DFHPSBP

---

**DFH5481** RC BACKOUT PROGRAM – DFHPSBP –  
MISSING

**Explanation:** During emergency restart, the report controller was unable to load the backout program.

**System Action:** The report recovery is skipped.

**User Response:** Check the CICS/VSE libraries for DFHPSBP.

**Destination:** Console.

**Module:** DFHPSBP

---

**DFH5482I** RC WAITING FOR POWER CONNECTION

**Explanation:** During system initialization, the report controller received no response from POWER to the NOTIFY PATH CONNECTION.

**System Action:** The system waits for 30 seconds before reissuing the message.

**User Response:** Check that POWER is available.

**Destination:** Console.

**Module:** DFHPSPIO

---

**DFH5483** TASK *taskno* TERMINAL *termid* – THIS  
TERMINAL IS NOT AUTHORIZED TO  
PRINT REPORT *reportid*. THE REPORT IS  
NOW HELD. *timedate*

**Explanation:** An attempt has been made to print a report with an RSL not matched by the OPERRSL of the printer.

**System Action:** The report is rejected by the report controller writer task (CEPW) and held with a POWER disposition of "Y" (ERRPRT).

**User Response:** Change the DESTINATION and CLASS of the report to match those of an authorized printer and then request it be printed again.

**Destination:** CSPW

**Module:** DFHPSOP

---

**DFH5484** TASK *taskno* TERMINAL *termid* THIS  
TERMINAL RECEIVED AN IMMEDIATE  
STOP REQUEST WHILE PRINTING  
REPORT *reportid*. THE REPORT IS NOW  
HELD. *timedate*

**Explanation:** Printing of the report has been prematurely terminated due to an operator request.

**System Action:** The report is rejected by the report controller writer task (CEPW) and held with a POWER disposition of "Y" (ERRPRT).

**User Response:** The report may be rescheduled for printing on an available printer.

**Destination:** CSPW

**Module:** DFHPSOP

---

**DFH5485** TASK *taskno* TERMINAL *termid* –THIS  
TERMINAL, SERVING DESTINATION *destid*  
HAS BEEN STOPPED. *timedate*

**Explanation:** The printer has been stopped due to an operator request.

**System Action:** The printer is stopped.

**User Response:** No further reports will be processed by this printer until the operator requests that the printer be started.

---

**Destination:** CSPW

**Module:** DFHPSOP

---

**DFH5486A** AUDIT LOG *xxxx* IS FULL, NOW LOGGING  
TO CSMT

**Explanation:** An attempt has been made by CEPW to write to the audit log CSPA or CSPW, causing the NOSPACE condition to be raised.

**System Action:** An attempt is made to write the record to CSMT and this warning message is sent to the operator coConsole. Auditing to CSPA or CSPW continues after the file has been processed and emptied.

**User Response:** None.

**Destination:** Console.

**Module:** DFHPSOP

---

**DFH5487** TASK *taskno* TERMINAL *termid* – ERROR  
CODE *xx* (HEX) OCCURRED WHILST  
ATTEMPTING TO SEND DATA TO THIS  
{VTAM|NON-VTAM} CONNECTED  
DEVICE. *timedate*

**Explanation:** While attempting to print to the named terminal, an error occurred which caused the RC NEP (VTAM-connected device) or TEP (non-VTAM connected device) to be driven.

**System Action:** If the error is not severe, the printer is placed in a PAUSED status. If the error is severe, the writer task will be abended and the terminal may be forced out of service.

**User Response:** The error code is that at offset '8' in the Terminal Abnormal Condition Line Entry (TACLE). For an explanation of the possible values of this code, see the TACLE description in the CICS/VSE Data Areas manual. For non-severe errors, the CEMS/CEOS operator may request that printing be resumed.

**Destination:** CSPW

**Module:** DFHPSOP

---

**DFH5488** TASK *taskno* TERMINAL *termid* – LOAD OF  
FCB *phasename* FOR REPORT *reportid* AT  
DESTINATION *destid* FAILED. THE REPORT  
WILL BE PRINTED USING THE DEFAULT  
FCB. *timedate*

**Explanation:** The report to be printed was to be formatted according to the channel specifications in the named FCB phase. This phase could not be loaded.

**System Action:** The report is printed using the default FCB.

**User Response:** Determine why the FCB phase could not be loaded and correct the fault.

**Destination:** CSPW

**Module:** DFHPSOP

---

**DFH5489** TASK *taskno*, TERMINAL *termid* – AN  
ERROR OCCURRED SWITCHING EPC  
{ON|OFF}. THE ARCHITECTED  
CAPABILITY IS NOW DISABLED. *time date*

**Explanation:** The printer has the early print complete (EPC) feature installed but when attempting to turn the capability ON or OFF, CICS/VSE detected an error condition.

**System Action:** The RCF print task continues using the printer without EPC.

**User Response:** Determine the cause of the error and remedy.

**Destination:** CSPW

**Module:** DFHPSOP

---

---

**DFH5490 UNABLE TO LOAD RCF MESSAGE MODULE** *module*

**Explanation:** CEOS or CEMS failed to load the report controller (RCF) message module *module*. *module* takes the form DFHPSE $x$ , where  $x$  specifies the national language in use when RCF was invoked. For example, "E" specifies English, and "K" specifies Kanji.

**System Action:** Transaction CEOS or CEMS returns control to CICS/VSE.

**User Response:** Check whether *module* is in the PPT and in the group DFHRCF. If it is not, the RCF is probably incorrectly installed for the specified national language. Ensure that the RCF definitions are correctly installed in the CSD. See the *CICS System Definition and Operations Guide* for more information.

**Destination:** Terminal end user  
**Module:** DFHEMS00

---

**DFH5491 TASK** *taskno* **TERMINAL** *termid* – **THE TERMINAL SERVING DESTINATION** *destid* **HAS BEEN STARTED.** *timedate*

**Explanation:** The printer at destination *destid* has been successfully started by operator request at terminal *termid* for task *taskno*.

**System Action:** The printer is ready to process reports for task *taskid*.

**User Response:** None.

**Destination:** CSPW  
**Module:** DFHPSOP

---

## DFH55xx (DFHCSDUP) Messages

---

**DFH5501E COMMAND NOT EXECUTED.** *keyword* **MUST BE SPECIFIED.**

**Explanation:** The keyword *keyword*, is required in the command, but has been omitted or incorrectly specified. An earlier message indicates whether the latter case is applicable.

**System Action:** The utility ignores the command. Subsequent commands in the SYSIPT data stream (except LIST) are checked for syntax only.

**User Response:** Correct the command and retry.

**Destination:** SYSLST  
**Module:** DFHCSDUP

---

**DFH5502W** *value1* **IMPLIES** *value2*.

**Explanation:** The value *value1* specified in a DEFINE command has caused another value *value2*, which is not a normal default, to be assumed.

**System Action:** Normal utility processing continues.

**User Response:** Ensure that the resulting resource definition is acceptable. If you accept this default, no further action is required.

If the default is not acceptable, you have the option of modifying the definition, or of deleting it and starting again.

**Destination:** SYSLST  
**Module:** DFHCSDUP

---

**DFH5503E COMMAND NOT EXECUTED.** *option1* **OPTION CONFLICTS WITH** *option2* **OPTION AND IS IGNORED.**

**Explanation:** Two keywords or values that are mutually exclusive have been specified. For example, INSERVICE is invalid for PROTOCOL(APPC).

**System Action:** The utility ignores the command. Subsequent commands in the SYSIPT data stream (except LIST) are checked for syntax only.

---

---

**DFH5492 TASK** *taskno* **TERMINAL** *termid* – **THE TERMINAL SERVING DESTINATION** *destid* **HAS BEEN RELEASED.**

**Explanation:** The printer at destination *destid* has been released by task *taskno* because the time-out period has expired.

**System Action:** The printer is released by task *taskno* and is now available for other tasks. If more work becomes available for the printer, it is restarted automatically as soon as it becomes free.

**User Response:** None. See the *CICS Release Guide* for information about setting the printer time-out period.

**Destination:** CSPW  
**Module:** DFHPSOP

---

**DFH5493 TASK** *taskno* **TERMINAL** *termid* – **TRUNCATION OF RECORDS FOR REPORT** *reportid* **AT DESTINATION** *destid* **HAS OCCURRED.**

**Explanation:** Records have been truncated for report *reportid* at destination *destid* because the printer buffer capacity was exceeded.

**System Action:** The report is printed but, during formatting, it may have been corrupted.

**User Response:** Ensure that spool records never exceed the buffer capacity of the printer, or its carriage width if the report is formatted.

**Destination:** CSPW  
**Module:** DFHPSOP

---

**User Response:** Correct the command and retry.  
**Destination:** SYSLST  
**Module:** DFHCSDUP

---

**DFH5504E COMMAND NOT EXECUTED. USE OF** *option1* **OPTION IMPLIES** *option2* **OPTION MUST BE SPECIFIED.**

**Explanation:** The keyword or value, *option1* has been specified that requires another value, *option2* which has not been specified.

**System Action:** The utility ignores the command. Subsequent commands in the SYSIPT data stream (except LIST) are checked for syntax only.

**User Response:** Correct the command and retry.

**Destination:** SYSLST  
**Module:** DFHCSDUP

---

**DFH5505W PROGRAM DFHMSP REQUIRES A** **TWASIZE OF AT LEAST 512.**

**Explanation:** A DEFINE PROGRAM command for DFHMSP has given DFHMSP a TWASIZE of less than 512 bytes. If it is to be a definition for the program of that name supplied by CICS/VSE, it will not execute correctly.

**System Action:** Normal utility processing continues.

**User Response:** Ensure that the resulting resource definition is as you expect.

**Destination:** SYSLST  
**Module:** DFHCSDUP

---

**DFH5506E COMMAND NOT EXECUTED. FOR** *keyword* **MANY OPTIONS, INCLUDING** *option* **ARE MEANINGLESS**

**Explanation:** A keyword or value has been specified that is not consistent with another.

---

## DFH5509E • DFH5517E

**System Action:** The utility ignores the command. Subsequent commands in the SYSIPT data stream (except LIST) are checked for syntax only.

**User Response:** Correct the command and retry.

**Destination:** SYSLST

**Module:** DFHCSDUP

---

**DFH5509E**    **COMMAND NOT EXECUTED. *value* NAME MUST NOT BE THE SAME AS *resource* NAME**

**Explanation:** Some values in DEFINE commands must not be the same as the name of the resource.

**System Action:** The utility ignores the command. Subsequent commands in the SYSIPT data stream (except LIST) are checked for syntax only.

**User Response:** Correct the command and retry.

**Destination:** SYSLST

**Module:** DFHCSDUP

---

**DFH5510W**    ***resource* NAMES BEGINNING WITH *string* ARE RESERVED AND MAY BE REDEFINED BY CICS**

**Explanation:** A resource has been specified beginning with a reserved character or string. CICS/VSE supplies standard programs and transactions whose names you should usually avoid. For example, resource names should not normally begin with the characters "DFH". Transaction names should not begin with a "C".

**System Action:** Normal utility processing continues.

**User Response:** Ensure that the resulting resource definition is as you expect.

**Destination:** SYSLST

**Module:** DFHCSDUP

---

**DFH5511W**    ***resource* NAME *resname* IS RESERVED AND MAY BE REDEFINED BY CICS.**

**Explanation:** A resource has been defined with a name reserved by CICS/VSE. CICS/VSE supplies standard programs and transactions whose names you should usually avoid. For example, a terminal should not be defined with the reserved name "CERR".

**System Action:** Normal utility processing continues.

**User Response:** Ensure that the resulting resource definition is as you expect.

**Destination:** SYSLST

**Module:** DFHCSDUP

---

**DFH5512W**    **PROGRAM NAME BEGINS WITH 'DFH' BUT TRANSACTION NAME DOES NOT BEGIN WITH 'C'.**

**Explanation:** CICS/VSE supplies standard programs and transactions whose naming conventions you should avoid.

**System Action:** Normal utility processing continues.

**User Response:** Ensure that the resulting resource definition is as you expect.

**Destination:** SYSLST

**Module:** DFHCSDUP

---

**DFH5513E**    **COMMAND NOT EXECUTED. THE SECOND VALUE OF *keyword* MUST NOT BE GREATER THAN THE FIRST.**

**Explanation:** Some keywords take pairs of values which are essentially maximum and minimum values. In this case, the value specified as a maximum is smaller than the value specified as a minimum.

**System Action:** The utility ignores the command. Subsequent

commands in the SYSIPT data stream (except LIST) are checked for syntax only.

**User Response:** Correct the command and retry.

**Destination:** SYSLST

**Module:** DFHCSDUP

---

**DFH5514E**    **COMMAND NOT EXECUTED. WITH SESSNAME THERE CAN ONLY BE ONE COUNT AND ITS VALUE MUST BE 1.**

**Explanation:** The use of SESSNAME in a DEFINE SESSIONS command implies that a single session, either for sending or receiving, is required. The command specified one of the following:

- Both SENDCOUNT and RECEIVCOUNT
- Neither SENDCOUNT nor RECEIVCOUNT
- A value for SENDCOUNT or RECEIVCOUNT other than 1.

**System Action:** The utility ignores the command. Subsequent commands in the SYSIPT data stream (except LIST) are checked for syntax only.

**User Response:** Specify either SENDCOUNT(1) or RECEIVCOUNT(1).

**Destination:** SYSLST

**Module:** DFHCSDUP

---

**DFH5515W**    **AUTOPAGE(NO) HAS BEEN SPECIFIED FOR 3270 PRINT DEVICE**

**Explanation:** A DEFINE TYPETERM command has AUTOPAGE(NO) with DEVICE(3270P) or DEVICE(LUTYPE3). AUTOPAGE(YES) should be specified for these device types.

**System Action:** Normal utility processing continues.

**User Response:** Ensure that the resulting resource definition is as you expect.

**Destination:** SYSLST

**Module:** DFHCSDUP

---

**DFH5516W**    **THE VALUES OF DEVICE AND SESSIONTYPE ARE EQUIVALENT TO DEVICE(*devtype*) AND HAVE BEEN REPLACED.**

**Explanation:** A DEFINE TYPETERM command has a valid but obsolete DEVICE and SESSIONTYPE combination.

This DEVICE and SESSIONTYPE combination has been replaced by a simpler equivalent indicated by *devtype*.

**System Action:** Normal utility processing continues.

**User Response:** Ensure that the resulting resource definition is as you expect. The *CICS Resource Definition Guide* provides further information about device equivalents.

**Destination:** SYSLST

**Module:** DFHCSDUP

---

**DFH5517E**    **COMMAND NOT EXECUTED. *value* PFX AND COUNT TOGETHER MAKE MORE THAN 4 CHARACTERS.**

**Explanation:** A session name has been specified with more than the maximum number of four characters. In a SESSIONS definition the RECEIVPFX and SENDPFX values are used as prefixes for the names of as many sessions as are specified in the respective counts. These session names cannot be more than four characters long.

**System Action:** The utility ignores the command. Subsequent commands in the SYSIPT data stream (except LIST) are checked for syntax only.

**User Response:** Correct the command and retry.

**Destination:** SYSLST  
**Module:** DFHCSDUP

---

**DFH5518W XTRANIDS BEGINNING WITH *xxxxxxx* ARE RESERVED AND MAY BE REDEFINED BY CICS**

**Explanation:** An XTRANID has been specified beginning with reserved characters. CICS/VSE supplies programs and transactions whose names you should usually avoid.

**System Action:** Normal utility processing continues.

**User Response:** Ensure that the resulting resource definition is as you expect.

**Destination:** SYSLST  
**Module:** DFHCSDUP

---

**DFH5519E COMMAND NOT EXECUTED. *keyword* VALUE HAS BEEN IGNORED BECAUSE IT CONTAINS AN INVALID *y*.**

**Explanation:** All character values in DFHCSDUP commands are subject to rules which, depending on the value, disallow certain characters. For example, a session name should not start with a hyphen because CICS/VSE reserves this character to begin APPC session names.

**System Action:** The utility ignores the command. Subsequent commands in the SYSIPT data stream (except LIST) are checked for syntax only.

**User Response:** Correct the command and retry.

See the *CICS Resource Definition Guide* for further information about these rules under the individual attributes for the syntax of the DFHCSDUP command.

**Destination:** SYSLST  
**Module:** DFHCSDUP

---

**DFH5520W THE VALUE OF DEVICE IS EQUIVALENT TO *value* AND HAS BEEN REPLACED.**

**Explanation:** A DEFINE TYPETERM command has a valid but obsolete DEVICE value that has been replaced by a simpler equivalent.

**System Action:** Normal utility processing continues.

**User Response:** Ensure that the resulting resource definition is as you expect. The *CICS Resource Definition Guide* provides further information about these simpler equivalent devices.

**Destination:** SYSLST  
**Module:** DFHCSDUP

---

**DFH5521E COMMAND NOT EXECUTED. *keyword* VALUE *value* IS INVALID.**

**Explanation:** An invalid value has been specified for a keyword. It may be nonnumeric, for example.

**System Action:** The utility ignores the command. Subsequent commands in the SYSIPT data stream (except LIST) are checked for syntax only.

**User Response:** Correct the command and retry.

**Destination:** SYSLST  
**Module:** DFHCSDUP

---

**DFH5522E COMMAND NOT EXECUTED. LENGTH OF *value* VALUE IS MORE THAN ALLOWED.**

**Explanation:** All character values in DEFINE commands are of limited length.

**System Action:** The utility ignores the command. Subsequent commands in the SYSIPT data stream (except LIST) are checked for syntax only.

**User Response:** Correct the command and retry.

**Destination:** SYSLST  
**Module:** DFHCSDUP

---

**DFH5524W BMS ROUTE FOR COConsole MAY CAUSE UNPREDICTABLE RESULTS IF MAPS OR TEXT(ACCUM) USED ON DEVICE.**

**Explanation:** The routing of multiline maps or accumulated text to the coConsole is not supported.

**System Action:** Normal processing continues.

**User Response:** Ensure that the unsupported coConsole operations are disabled.

**Destination:** SYSLST  
**Module:** DFHCSDUP

---

**DFH5525W *value1* VALUE IS NOT VALID, *value2* HAS BEEN ASSUMED.**

**Explanation:** The value *value1* is not valid and has been replaced by the default value *value2*.

**System Action:** The utility ignores the command. Subsequent commands in the SYSIPT data stream (except LIST) are checked for syntax only.

**User Response:** Correct the command and retry.

**Destination:** SYSLST  
**Module:** DFHCSDUP

---

**DFH5526E COMMAND NOT EXECUTED. *keyword* MUST HAVE ROWS AND COLUMNS SPECIFIED**

**Explanation:** A keyword such as ALTSCREEN has been specified incorrectly. *keyword* must have both rows and columns specified.

**System Action:** The utility ignores the command. Subsequent commands in the SYSIPT data stream (except LIST) are checked for syntax only.

**User Response:** Correct the command and retry.

**Destination:** SYSLST  
**Module:** DFHCSDUP

---

**DFH5527E COMMAND NOT EXECUTED. REMOTE OPTIONS ARE IGNORED FOR PROGRAMS STARTING WITH DFH.**

**Explanation:** CICS/VSE supplies standard programs which are not allowed to have remote attributes.

**System Action:** The command is ignored. Subsequent commands in the SYSIPT data stream (except LIST) are checked for syntax only.

**User Response:** Correct the command by deleting the remote attributes from the program definition.

**Destination:** SYSLST  
**Module:** DFHCSDUP

---

**DFH5529E COMMAND NOT EXECUTED. *keyword1* OR *keyword2* MUST BE SPECIFIED.**

**Explanation:** Neither of the indicated keywords has been specified. When defining a resource, you must specify one of these keywords.

**System Action:** The utility ignores the command. Subsequent commands in the SYSIPT data stream (except LIST) are checked for syntax only.

**User Response:** Supply one of the indicated keywords and retry.

**Destination:** SYSLST  
**Module:** DFHCSDUP



---

**DFH5530W**    **TRANSEC(1) SHOULD BE SPECIFIED FOR TRANSACTION *tranid*.**

**Explanation:** The CICS-supplied transaction *tranid* should be defined with a TRANSEC value of 1.

**System Action:** Normal utility processing continues.

**User Response:** Ensure that the resulting resource definition is as you expect.

**Destination:** SYSLST

**Module:** DFHCSDUP

---

**DFH5531W**    **TRANSEC GREATER THAN 1 SHOULD BE SPECIFIED FOR TRANSACTION *tranid*.**

**Explanation:** The CICS-supplied transaction *tranid* should be defined with a TRANSEC value greater than 1.

**System Action:** Normal utility processing continues.

**User Response:** Ensure that the resulting resource definition is as you expect.

**Destination:** SYSLST

**Module:** DFHCSDUP

---

**DFH5532E**    **COMMAND NOT EXECUTED. AN INVALID COMBINATION OF ROWS AND COLUMNS HAS BEEN SPECIFIED FOR ALTSCREEN.**

**Explanation:** One of the specified values is zero and the other is nonzero. This is an invalid combination.

**System Action:** The utility ignores the command. Subsequent commands in the SYSIPT data stream (except LIST) are checked for syntax only.

**User Response:** Ensure that a valid combination of

---

## DFH56xx (DFHCMP) Messages

---

**DFH5600**    **LINK TO MONITOR FAILED**

**Explanation:** In response to a "CSTT Monitor" request, an attempted link to DFHCMON failed.

**System Action:** None.

**User Response:** The action requested on the CSTT monitor transaction will be ignored. Notify the system programmer. Check that the PPT contains an entry for the DFHCMON monitoring program.

**Destination:** Terminal or CSMT

**Module:** DFHSTKC

---

**DFH5601**    **DFHCMP JOURNALING OUTPUT ERROR. RETURN CODE = *xxxx***

**Explanation:** Journaling has not written the monitoring data record. A DFHJC TYPE=WRITE macro has been issued, and a nonzero return code obtained. The return codes, in field JCAJCRC, is one of the following:

X'01'    IDERROR – journal ID not in JCT  
 X'02'    INVREQ – invalid request type  
 X'05'    NOTOPEN – journal not available  
 X'06'    LERROR – record length error  
 X'07'    IOERROR – output I/O error.

**Some monitoring data may be lost.**

This message is associated with the FFS call label CMDFFS for global user exit XFFDSUP.

**System Action:** CICS/VSE continues.

**User Response:** Notify your system programmer.

**Destination:** Console

**Module:** DFHCMP

---

ALTSCREEN rows and columns is specified. See the *CICS Resource Definition Guide* manual for details of valid combinations.

**Destination:** SYSLST

**Module:** DFHCSDUP

---

**DFH5533W**    **XTRANIDS ENDING WITH *string* ARE RESERVED AND MAY BE REDEFINED BY CICS.**

**Explanation:** An XTRANID has been specified with a reserved character string. CICS/VSE supplies programs and transactions whose names you should usually avoid.

**System Action:** Normal utility processing continues.

**User Response:** Ensure that the resulting resource definition is as you expect.

**Destination:** SYSLST

**Module:** DFHCSDUP

---

**DFH5534W**    **XTRANIDS BEGINNING WITH *xx* OR LESS ARE RESERVED AND MAY BE REDEFINED BY CICS.**

**Explanation:** An invalid XTRANID has been specified. CICS/VSE supplies programs and transactions whose names you should usually avoid.

**System Action:** Normal utility processing continues.

**User Response:** Ensure that the resulting resource definition is as you expect.

**Destination:** SYSLST

**Module:** DFHCSDUP

---

**DFH5605**    **MCT *ccc* ENTRY NOT COMPATIBLE WITH JCT (*xxxxxxxxxxxxxx*)**

**Explanation:** Monitoring cannot be turned on for a monitoring class *ccc* because the journal control table (JCT) entry specified in the MCT is in error.

*ccc* is the monitoring class, ACC, PER, or EXC.

*xxxxxxxxxxxxxx* is one of the following:

**NOT IN JCT**

There is no entry in the JCT.

**JC-PUT FAILED**

The journal control PUT macro has failed.

**JRN NOT OPEN**

The journal is not open.

**NOT SMF-FORMAT**

The journal is not defined as FORMAT=SMF.

**BUFSIZE<XXXXXX**

The journal buffer size is smaller than the block size.

**System Action:** None.

**User Response:** Ensure that the journal is open, that the journal block size is at least 80 bytes greater than the MCT buffer, and that FORMAT=SMF is specified on the JCT entry.

**Destination:** Console

**Module:** DFHCMON

---

**DFH5607**    **UNABLE TO LINK TO DFHCMON – NO MONITORING**

**Explanation:** During initialization, CICS/VSE could not link to the monitoring module, DFHCMON, and therefore could not initialize monitoring for this run.

**System Action:** CICS/VSE initialization continues.

**User Response:** Ensure that DFHCOMON is in the program library, and that the PPT contains an entry for DFHCOMON.

**Destination:** Console  
**Module:** DFHCMP

## DFH57xx (Emergency Restart Backout) Messages

**DFH5704** {FILE|DATABASE} *name* IS  
{DISABLED|CLOSED} BUT WILL BE  
TEMPORARILY {ENABLED|OPENED}  
DURING BLACKOUT

**Explanation:** Records have been found for file/data base *name*, but the file is closed/disabled.

**System Action:** The file/data base is temporarily opened/enabled during the backout, and reset afterwards. If the DL/I message DLZ1411 or DLZ142A is also issued, an I/O error has occurred on the file/data base, and no backout will be possible.

**User Response:** None.

**Destination:** Console and CSMT

**Module:** DFHTBP

**DFH5707** BACKOUT DATA PRESENT FOR FILE  
*filename*, BUT NO FCT ENTRY EXISTS.  
REPLY GO OR CANCEL

**Explanation:** During emergency restart, CICS/VSE has found backout records for file *filename*, which is not defined in the FCT.

**System Action:** CICS/VSE waits for the operator to reply. If the reply is GO, CICS/VSE passes the records for undefined files to a user exit. If the reply is CANCEL, CICS/VSE terminates abnormally with a dump.

**User Response:** The probable reason for this error is that you have initialized an emergency restart with a different FCT from that in use during the preceding CICS/VSE termination. The safest response is to reply CANCEL to terminate startup, and then do another emergency restart with the correct FCT. If you want to continue initialization, enter GO (see **System Action** above).

**Destination:** Console

**Module:** DFHFCBP

**DFH5708** ERROR WHILE OPENING FILE *filename*.  
REPLY GO OR CANCEL

**Explanation:** CICS/VSE detected an error while opening file *filename*.

**System Action:** The system waits for the operator to reply. If the reply is GO, the initialization exit is given control. Upon return, processing continues. If the reply is CANCEL, CICS/VSE terminates abnormally with a dump.

**User Response:** Reply GO or CANCEL.

**Destination:** Console

**Module:** DFHFCBP

**DFH5709** NO SPACE AVAILABLE FOR OPEN  
ROUTINES. REPLY GO OR CANCEL

**Explanation:** Insufficient virtual storage is allocated for this startup.

**System Action:** The system waits for the operator to reply. If the reply is GO, the initialization exit is given control. Upon return, processing continues. If the reply is CANCEL, CICS/VSE terminates abnormally with a dump.

**User Response:** Reply GO or CANCEL. Allocate more virtual storage and rerun the emergency restart.

**Destination:** Console

**Module:** DFHFCBP

**DFH5721** DL/I DATA ON DFHRSD, BUT NO DL/I  
SUPPORT IN THE SYSTEM. REPLY GO OR  
CANCEL

**Explanation:** DL/I backout data exists on the restart data set (DFHRSD), but no DL/I support has been included in this execution of CICS/VSE. (The system initialization table (SIT) or override specified DLI=NO.)

**System Action:** The system waits for the operator to reply. If the reply is GO, all DL/I data on the restart data set will be ignored. If the reply is CANCEL, CICS/VSE terminates abnormally with a dump.

**User Response:** Reply GO or CANCEL.

**Destination:** Console

**Module:** DFHDLBP

**DFH5722** BACKOUT DATA PRESENT FOR  
FOLLOWING {PSB|DMB} (s), BUT THEY  
ARE UNSCHEDULABLE. (*list of PSBs or  
DMBs*) REPLY GO OR CANCEL

**Explanation:** Data Language/I (DL/I) backout data exists on the restart data set for the listed PSBs or DMBs, but the control blocks in question cannot be scheduled.

**System Action:** The system waits for the operator to reply. If the reply is GO, all the data on the restart data set for the PSBs in question or for the PSBs that reference the DMBs in question will be ignored. If the reply is CANCEL, CICS/VSE terminates abnormally with a VSE CANCEL macro.

**User Response:** Reply GO or CANCEL.

**Destination:** Console

**Module:** DFHDLBP

**DFH5723** UNABLE TO BACKOUT DATA FOR PSB  
*filename* BACKOUT TERMINATED. REPLY  
GO OR CANCEL

**Explanation:** An error was encountered while attempting to back out data for the specified PSB. The DL/I error exit, if any, was given control and it decided that the operator should be given the opportunity to cancel the startup.

**System Action:** The system waits for operator reply. If the reply is GO, backout continues with the next backout record. If the reply is CANCEL, CICS/VSE terminates abnormally with a VSE CANCEL macro.

**User Response:** Reply GO or CANCEL.

**Destination:** Console

**Module:** DFHDLBP

**DFH5730** USER RECOVERY BEGINNING

**Explanation:** During emergency restart, CICS/VSE issues this message when the CICS/VSE module, DFHUSBP, starts processing. DFHUSBP presents all active user journal records in the system log to the user exit, XRCINPT. (Active user records are all user journal records that relate to in-flight tasks, or that have the high order bit set in the JCRUTRID (user header) field).

**System Action:** None.

**User Response:** None.

**Destination:** Console

**Module:** DFHUSBP

---

**DFH5731 NO ACTIVE USER RECORDS ON THE SYSTEM LOG**

**Explanation:** During emergency restart, CICS/VSE issues this message when the CICS/VSE module, DFHUSBP, finds no active user journal records in the system log. (Active user records are all user journal records that relate to in-flight tasks, or that have the high order bit set in the JCRUTRID (user header) field. DFHUSBP presents active user records to the user exit, XRCINPT.)

**System Action:** None.

**User Response:** None.

**Destination:** Console.

**Module:** DFHUSBP.

---

**DFH5732 USER RECOVERY COMPLETED**

**Explanation:** During emergency restart, CICS/VSE issues this message when the CICS/VSE module, DFHUSBP, finishes processing. DFHUSBP presents active user records to the user exit, XRCINPT. (Active user records are all user journal records that relate to in-flight tasks, or that have the high order bit set in the JCRUTRID (user header) field.)

**System Action:** None.

**User Response:** None.

**Destination:** Console

**Module:** DFHUSBP

---

**DFH5740 FILE BACKOUT BEGINNING**

**Explanation:** During emergency restart, CICS/VSE issues this message when the CICS/VSE module, DFHFBCBP, starts processing. DFHFBCBP backs out changes to recoverable files that were made by in-flight tasks (that is tasks that were incomplete when the preceding abnormal termination occurred).

**System Action:** None.

**User Response:** None.

**Destination:** Console

**Module:** DFHFBCBP

---

**DFH5741 NO FILE BACKOUT REQUIRED**

**Explanation:** During emergency restart, CICS/VSE issues this message when the CICS/VSE module, DFHFBCBP, finds no changes to recoverable files that need to be backed out. (DFHFBCBP backs out changes to recoverable files that were made by in-flight tasks, that is tasks that were incomplete when the preceding abnormal termination occurred).

**System Action:** None.

**User Response:** None.

**Destination:** Console

**Module:** DFHFBCBP

---

**DFH5742 FILE BACKOUT COMPLETE**

**Explanation:** During emergency restart, CICS/VSE issues this message when the CICS/VSE module, DFHFBCBP, finishes processing. (DFHFBCBP backs out changes to recoverable files that were made by in-flight tasks, that is tasks that were incomplete when the preceding abnormal termination occurred).

**System Action:** None.

**User Response:** None.

**Destination:** Console

**Module:** DFHFBCBP

---



---

**DFH5750 DL/I BACKOUT BEGINNING / STATUS SET BEGINNING**

**Explanation:** During emergency restart or DL/I warm start, CICS/VSE issues this message when the CICS/VSE module DFHDLBP starts processing. For an emergency restart, DFHDLBP backs out changes to DL/I databases that were made by in-flight tasks; that is, tasks that were incomplete when the preceding abnormal termination occurred. For emergency restart and warm start, DFHDLBP recovers any I/O error records stored on the catalog.

For further information see the *DL/I Release Guide* SC33-6211.

**System Action:** Processing continues.

**User Response:** None.

**Destination:** Console

**Module:** DFHDLBP

---

**DFH5751 NO DL/I BACKOUT REQUIRED / STATUS SET REQUIRED**

**Explanation:** During emergency restart or DL/I warm start, CICS/VSE issues this message when the CICS/VSE module DFHDLBP finds no changes to DL/I databases that need to be backed out. For an emergency restart, DFHDLBP backs out changes to DL/I data bases that were made by in-flight tasks; that is, tasks that were incomplete when the preceding abnormal termination occurred. For emergency restart and warm start, DFHDLBP recovers any I/O error records stored on the catalog.

For further information see the *DL/I Release Guide* SC33-6211.

**System Action:** Processing continues.

**User Response:** None.

**Destination:** Console

**Module:** DFHDLBP

---

**DFH5752 DL/I BACKOUT COMPLETE / STATUS SET REQUIRED**

**Explanation:** During emergency restart, CICS/VSE issues this message when the CICS/VSE module, DFHDLBP, finishes processing. (DFHDLBP backs out changes to DL/I data bases that were made by in-flight tasks, that is tasks that were incomplete when the preceding abnormal termination occurred).

For further information see the *DL/I Release Guide* SC33-6211.

**System Action:** Processing continues.

**User Response:** None.

**Destination:** Console

**Module:** DFHDLBP

---

**DFH5754 BACKOUT DATA PRESENT FOR FOLLOWING PSB(S) BUT NO PDIR ENTRY EXISTS. psbname1, psbname2, ..... REPLY GO OR CANCEL**

**Explanation:** During emergency restart, CICS/VSE has found backout records that require PSBs (DL/I program specification blocks) that have no entries in the PDIR (PSB directory list). The most likely reason for this error is that you are inadvertently using a different PDIR from that in use in the previous CICS/VSE run that terminated abnormally.

**System Action:** If you reply GO, CICS/VSE ignores the records for undefined PSBs, and continues restart. If you reply CANCEL, CICS/VSE terminates abnormally.

**User Response:** The safest response is CANCEL. Then before you restart CICS/VSE, either correct the PDIR, or specify the correct suffix in the SIT DLI to ensure that the correct PDIR is selected.

**Destination:** Console

---

Module: DFHDLBP

---

**DFH5760 MESSAGE AND ISC STATE RECOVERY BEGINNING**

**Explanation:** During emergency restart, CICS/VSE issues this message when the CICS/VSE module, DFHTCBP, starts processing. (DFHTCBP recovers terminal messages and the intersystem coupling state for use during session resynchronization.)

**System Action:** None.

**User Response:** None.

**Destination:** Console

**Module:** DFHTCBP

---

**DFH5761 NO MESSAGE OR ISC STATE RECOVERY REQUIRED**

**Explanation:** The previous system recovery did not occur at a time when session synchronization was affected, therefore the CICS/VSE module, DFHTCBP, does not need to do any recovery. (DFHTCBP recovers terminal messages and the intersystem coupling state for use during session resynchronization.)

**System Action:** None.

**User Response:** None.

**Destination:** Console

**Module:** DFHTCBP

---

**DFH5762 MESSAGE AND ISC STATE RECOVERY COMPLETED**

**Explanation:** The CICS/VSE module, DFHTCBP, has finished processing. (DFHTCBP recovers terminal messages and the

intersystem coupling state for use during session resynchronization.)

**System Action:** None.

**User Response:** None.

**Destination:** Console

**Module:** DFHTCBP

---

**DFH5780 I/O ERROR IN DFHRSD, GIVING CONTROL TO INPUT-EXIT**

**Explanation:** An unrecoverable I/O error has occurred on the restart data set (DFHRSD) while reading the data records.

**System Action:** Control is given to the user input exit to perform any necessary cleanup action. The emergency restart process is terminated with a dump upon return from the user input exit.

**User Response:** Rerun the emergency restart with the restart data set allocated on another extent.

**Destination:** Console and CSMT

**Module:** DFHTBP

---

**DFH5790 DFHTBP PROCESSING COMPLETE, RETURNING CONTROL TO DFHSIP**

**Explanation:** The transaction backout processing is complete. Control is returned to the system initialization program (DFHSIP).

**System Action:** The system initialization program continues the startup process.

**User Response:** None.

**Destination:** Console and CSMT

**Module:** DFHTBP

---

## DFH58xx (DFHAKP) Messages

---

**DFH5801 ACTIVITY KEYPOINT NUMBER *nn* AT *hh.mm.ss***

**Explanation:** Time-stamp message for activity keypoint number *nn*. (This message is not issued for the first activity keypoint).

**System Action:** Processing continues.

**User Response:** None.

**Destination:** CSMT

**Module:** DFHAKP

abend with this message. If the cause of the failure is not obvious, use the CICS/VSE trace to determine which CICS/VSE service was being invoked at the time of failure, and which abend code was issued. Read the description of the abend for an explanation of the failure and suggested action.

**Destination:** Console

**Module:** DFHAKP

---

**DFH5802 ACTIVITY KEYPOINT ABEND**

**Explanation:** An abnormal condition has occurred during activity keypointing. DFHAKP issues this message when it intercepts an abend in any of the CICS/VSE services it uses.

**System Action:** CICS/VSE terminates abnormally with a dump.

**User Response:** Check any earlier messages for a possible cause of this failure; for example, if the system log is unavailable, the first attempt to take a keypoint causes an

---

**DFH5803 JOURNAL BUFFER TOO SMALL FOR ACTIVITY KEYPOINT**

**Explanation:** While taking a keypoint, CICS/VSE could not write an essential part of a CICS/VSE table to the system journal, because the journal buffer was too small.

**System Action:** CICS/VSE terminates abnormally with a dump.

**User Response:** Reassemble the JCT with a larger BUFSIZE specification for the system journal, and restart CICS/VSE.

**Destination:** Console

**Module:** DFHAKP

---

## DFH59xx (DFHBSS) Messages

---

**DFH5900E SYSTEM *sysid* HAS SHIPPED DEFINITIONS BUT CONNECTION *cccc* IS NOT KNOWN TO THIS SYSTEM**

**Explanation:** CICS/VSE has received definitions from remote system *sysid*, but can find no connection named *cccc*.

This message is associated with the FFS call label TZ15900 for global user exit XFFDSUP.

**System Action:** CICS/VSE continues.

**User Response:** If you want these definitions to be accepted,

install the necessary connection using CEDDA, and retransmit the definitions from the remote system.

**Destination:** CSMT

**Module:** DFHBSTZI



---

**DFH5901E** INSTALL FOR *resource* FAILED. *xxxx* COULD NOT OBTAIN *yyyy* STORAGE

**Explanation:** When installing resource *resource*, CICS/VSE module *xxxx* could not get storage for the extent specified by the value of *yyyy*.

**System Action:** CICS/VSE continues.

**User Response:** If possible, increase the size of your CICS/VSE address space. Otherwise, consider reducing the number of resources used in one CICS/VSE run.

**Destination:** CSMT

**Module:** DFHBSTB, DFHBSTB3, DFHBSTC, DFHBSTZ, DFHBSTZO, DFHBSTZV, DFHBSZZS, DFHBM62, DFHBSMIR, DFHBSMPP, DFHBSS, DFHBSSZM, DFHBSTO, DFHBSTZI, DFHBSTZB, DFHBSTZR

---

**DFH5902E** DELETION OF TERMINAL *termid* FAILED. BMS PAGING SESSION STILL ACTIVE

**Explanation:** CICS/VSE cannot delete terminal *termid* because a BMS paging session is still active for the terminal.

**System Action:** CICS/VSE continues.

**User Response:** Sign on to the terminal and purge the pages.

**Destination:** CSMT

**Module:** DFHBSTB

---

**DFH5903E** DELETION OF TERMINAL *termid* FAILED. CICS LOGIC ERROR

**Explanation:** CICS/VSE cannot delete the terminal *termid*, because the CICS/VSE batch data attacher (DIP) is still active for this terminal.

This message is associated with the FFS call labels BSL5903, SBP5903, SDP5903, and STD5903 for global user exit XFFDSUP.

**System Action:** CICS/VSE continues.

**User Response:** This is a CICS/VSE logic error. See Part 4 of the *CICS Problem Determination Guide* for guidance on how to get more help with this problem.

**Destination:** CSMT

**Module:** DFHBSTD

---

**DFH5904E** DELETION OF TERMINAL *termid* FAILED. CEDF IS STILL ACTIVE

**Explanation:** CICS/VSE cannot delete the terminal *termid*, because an EDF session is still active for this terminal.

This message is associated with the FFS call labels SBP5904 and SDP5904 for global user exit XFFDSUP.

**System Action:** CICS/VSE continues.

**User Response:** Deactivate EDF for the terminal, and reinstall the group.

**Destination:** CSMT

**Module:** DFHBSTE

---

**DFH5905E** DELETION OF TERMINAL *termid* FAILED. CICS LOGIC ERROR

**Explanation:** CICS/VSE cannot delete the terminal *termid*, because the command level interface is still active for this terminal.

This message is associated with the FFS call labels SBP5905, STH5905, and STP5905 for global user exit XFFDSUP.

**System Action:** CICS/VSE continues.

**User Response:** This is a CICS/VSE logic error. See Part 4 of the *CICS Problem Determination Guide* for guidance on how to get more help with this problem.

**Destination:** CSMT

**Module:** DFHBSTH

---

**DFH5906E** INSTALL FAILED BECAUSE X'*hexcode*' IS NOT A PERMITTED VALUE FOR A TERMINAL OR CONNECTION NAME

**Explanation:** A name of hexadecimal zeroes *hexcode* has been used for a TERMINAL or CONNECTION definition. This is a reserved value, and CICS/VSE has failed to install the terminal or connection.

**System Action:** CICS/VSE continues.

**User Response:** Correct the definition to use a different, valid name and reinstall the group.

**Destination:** CSMT

**Module:** DFHBSTZ, DFHBSS

---

**DFH5907E** DELETION OF TERMINAL *termid* FAILED. CICS LOGIC ERROR

**Explanation:** CICS/VSE has failed to delete the shipped remote terminal *termid*.

This message is associated with the FFS call labels BLS5907, BSZ5907, SBP5907, and SDP5907 for global user exit XFFDSUP.

**System Action:** CICS/VSE continues.

**User Response:** This is a CICS/VSE logic error. See Part 4 of the *CICS Problem Determination Guide* for guidance on how to get more help with this problem.

**Destination:** CSMT

**Module:** DFHBSSZ

---

**DFH5908E** INSTALL FOR TERMINAL *termid* FAILED. DFHXSP GAVE SECURITY PARAMETER ERROR CODE *retcode*. SEE CUSTOMIZATION GUIDE

**Explanation:** CICS/VSE cannot install terminal *termid*. DFHXSP gave the return code *retcode*.

This message is associated with the FFS call label STS5908 for global user exit XFFDSUP. The FFS call specifies that a partial dump is taken. You cannot use DFHDAP to analyze the dump.

**System Action:** CICS/VSE continues.

**User Response:** Check the value of the return code *retcode* in the *CICS Customization Guide*.

**Destination:** CSMT

**Module:** DFHBSTS

---

**DFH5909E** DELETION OF TERMINAL *termid* FAILED. A TASK IS WAITING TO START

**Explanation:** CICS/VSE cannot delete terminal *termid* because it is earmarked for automatic transaction initiation.

**System Action:** CICS/VSE continues.

**User Response:** Put the terminal into service and then out of service again (using the CEMT transaction).

**Destination:** CSMT

**Module:** DFHBSTT

---

**DFH5910E** DELETION OF TERMINAL *termid* FAILED. IT HAS AN OUTSTANDING AID FOR TRANSACTION *tranid*

**Explanation:** CICS/VSE cannot delete terminal *termid*, because it has an outstanding AID for transaction *tranid*.

**System Action:** CICS/VSE continues.

**User Response:** Put the terminal into service and then out of service again (using the CEMT transaction).

**Destination:** CSMT

**Module:** DFHBSTT

---

---

**DFH5911E** INSTALL FOR RESOURCE *resource* FAILED.  
CONNECTION *cccc* NOT FOUND

**Explanation:** CICS/VSE could not find the connection *cccc* associated with resource *resource*.

**System Action:** CICS/VSE continues.

**User Response:** Install connection *cccc*.

**Destination:** CSMT

**Module:** DFHBSTZ, DFHBSMIR

---

**DFH5912E** INSTALL FOR TERMINAL *termid* FAILED.  
IT IS INCOMPATIBLE WITH  
CONNECTION *cccc*

**Explanation:** The terminal *termid* and the connection *cccc* are mutually incompatible.

**System Action:** CICS/VSE continues.

**User Response:** Modify your definition of *termid* or *cccc*.

**Destination:** CSMT

**Module:** DFHBSTZ

---

**DFH5913E** DELETION OF RESOURCE *termid* FAILED.  
IT IS IN USE

**Explanation:** CICS/VSE cannot delete a resource *termid* because it is in use.

**System Action:** CICS/VSE issues message DFH5980 with more information.

**User Response:** See DFH5980.

**Destination:** CSMT

**Module:** DFHBSTZ, DFHBSS, DFGBSSZ, DFHBSTZI

---

**DFH5914E** DELETION OF TERMINAL *termid* FOUND  
ANOTHER DELETION OF IT IN  
PROGRESS

**Explanation:** CICS/VSE has failed to delete terminal *termid*, because it is already marked as pending deletion (probably a CEDA user is installing this terminal).

**System Action:** CICS/VSE continues.

**User Response:** Check if a CEDA user was installing the terminal.

**Destination:** CSMT

**Module:** DFHBSTZ, DFHBSMIR, DFHBSMPP, DFHBSS

---

**DFH5915E** DELETION OF *resource restype id* FAILED. IT  
NEEDS TO BE SET OUT OF SERVICE

**Explanation:** CICS/VSE cannot delete *restype id* because of its current state.

**System Action:** CICS/VSE continues.

**User Response:** Use the CEMT transaction to set the resource released and out of service.

**Destination:** CSMT

**Module:** DFHBSTZ, DFHBSMIR, DFHBSS, DFHBSZLI, DFHBSSZL, DFHBSTZV

---

**DFH5916E** DELETION OF TERMINAL *termid* FAILED.  
IT HAS PENDING DFHZCP ACTIVITY

**Explanation:** CICS/VSE cannot delete terminal *termid*, because DFHZCP activity is pending for this terminal.

**System Action:** CICS/VSE continues.

**User Response:** Put the terminal briefly into service and then out of service again, using the CEMT transaction.

**Destination:** CSMT

**Module:** DFHBSTZA

---

**DFH5917E** DELETION OF TERMINAL *termid* FAILED.  
ERROR MESSAGE WRITER STILL ACTIVE

**Explanation:** CICS/VSE cannot delete terminal *termid*, because the error message writer is still active for this terminal.

**System Action:** CICS/VSE continues.

**User Response:** Put the terminal briefly into service and then out of service again, using the CEMT transaction.

**Destination:** CSMT

**Module:** DFHBSTZE

---

**DFH5918E** DELETION OF TERMINAL *termid*  
CONSOLE ID *conslid* FAILED. IT HAS  
PENDING DFHZCP ACTIVITY

**Explanation:** The console *conslid* has outstanding activity that prevents its deletion.

This message is associated with the FFS call label TZO5918 for global user exit XFFDSUP.

**System Action:** CICS/VSE continues.

**User Response:** This is a CICS/VSE logic error. Obtain a trace table and contact your IBM Support Center for problem determination.

**Destination:** CSMT

**Module:** DFHBSTZO

---

**DFH5919E** DELETION OF TERMINAL *termid* FAILED.  
CICS LOGIC ERROR

**Explanation:** CICS/VSE cannot delete terminal *termid*, because of an error in disconnecting remote terminals.

This message is associated with the FFS call label BSZ5919 for global user exit XFFDSUP.

**System Action:** CICS/VSE continues.

**User Response:** This is a CICS/VSE logic error. See Part 4 of the *CICS Problem Determination Guide* for guidance on how to get more help with this problem.

**Destination:** CSMT

**Module:** DFHBSSZ

---

**DFH5920E** ZERO SESSIONS SPECIFIED ON  
MODEGROUP *modename*. INSTALLATION  
OF CONNECTION FAILED

**Explanation:** CICS/VSE cannot install a connection in modegroup *modename*. Zero sessions have been defined for this connection.

**System Action:** CICS/VSE continues.

**User Response:** Modify the modegroup definition.

**Destination:** CSMT

**Module:** DFHBSM61

---

**DFH5921E** DELETION OF TERMINAL *termid* FAILED.  
CICS LOGIC ERROR

**Explanation:** CICS/VSE failed to delete terminal *termid*, because its table entry should be pending delete.

**System Action:** CICS/VSE continues.

**User Response:** This is a CICS/VSE logic error. See Part 4 of the *CICS Problem Determination Guide* for guidance on how to get more help with this problem.

**Destination:** CSMT

**Module:** DFHBSTZV, DFHBSTZR

---

---

**DFH5922E** INSTALL FOR TERMINAL *termid* FAILED.  
CICS LOGIC ERROR

**Explanation:** CICS/VSE failed to install terminal *termid*, because no bind-image was supplied.

This message is associated with the FFS call label ZZV5922 for global user exit XFFDSUP.

**System Action:** CICS/VSE continues.

**User Response:** This is a CICS/VSE logic error. See Part 4 of the *CICS Problem Determination Guide* for guidance on how to get more help with this problem.

**Destination:** CSMT

**Module:** DFHBSZZV

---

**DFH5923E** INSTALL FOR TERMINAL *termid* FAILED.  
CICS LOGIC ERROR

**Explanation:** CICS/VSE failed to install terminal *termid*, because the bind-image was invalid.

This message is associated with the FFS call label ZZV5923 for global user exit XFFDSUP.

**System Action:** CICS/VSE continues.

**User Response:** This is a CICS/VSE logic error. See Part 4 of the *CICS Problem Determination Guide* for guidance on how to get more help with this problem.

**Destination:** CSMT

**Module:** DFHBSZZV

---

**DFH5924E** INSTALL FOR TERMINAL *termid* FAILED.  
CICS LOGIC ERROR

**Explanation:** CICS/VSE failed to install terminal *termid* for one of these reasons:

- The TCTE contained no node information block (NIB) descriptor.
- The logical device code (LDC) parameter contains an invalid value.

This message is associated with the FFS call labels TBL5924 and ZZV5924 for global user exit XFFDSUP.

**System Action:** CICS/VSE continues. See Part 4 of the *CICS Problem Determination Guide* for guidance on how to get more help with this problem.

**User Response:** This is a CICS/VSE logic error. See Part 4 of the *CICS Problem Determination Guide* for guidance on how to get more help with this problem.

**Destination:** CSMT

**Module:** DFHBSZZV, DFHBSTBL

---

**DFH5925E** DELETION OF CONNECTION *cccc* FAILED.  
ITS AID-CHAINS ARE NOT EMPTY

**Explanation:** CICS/VSE did not delete connection *cccc*, because the AID-chains for the remote system *cccc* are not empty.

This message is associated with FFS call label BSS5925 for global user exit XFFDSUP.

**System Action:** CICS/VSE continues.

**User Response:** Using the CEMT transaction, put the connection into service to allow the outstanding AIDs to be processed. Then take the connection out of service to allow deletion.

**Destination:** CSMT

**Module:** DFHBSSA

---

---

**DFH5926E** INSTALL FOR CONNECTION *cccc* FAILED.  
CICS LOGIC ERROR

**Explanation:** CICS/VSE did not install the connection *cccc*, because DFHZCP received no DATASTREAM operand.

This message is associated with FFS call label SZ65926 for global user exit XFFDSUP. The FFS call specifies that a partial dump is taken. You cannot use DFHDAP to analyze the dump.

**System Action:** CICS/VSE continues.

**User Response:** This is a CICS/VSE logic error. See Part 4 of the *CICS Problem Determination Guide* for guidance on how to get more help with this problem.

**Destination:** CSMT

**Module:** DFHBSSZ6

---

**DFH5927E** INSTALL FOR CONNECTION *cccc* FAILED.  
CICS LOGIC ERROR

**Explanation:** CICS/VSE did not install the connection *cccc*, because DFHZCP received no RECFM operand.

This message is associated with FFS call label SZ65927 for global user exit XFFDSUP.

**System Action:** CICS/VSE continues.

**User Response:** This is a CICS/VSE logic error. See Part 4 of the *CICS Problem Determination Guide* for guidance on how to get more help with this problem.

**Destination:** CSMT

**Module:** DFHBSSZ6

---

**DFH5928E** INSTALL FOR CONNECTION *cccc* FAILED.  
CONNECTION *xxxx* NAMED IN INDSYS  
PARAMETER NOT FOUND

**Explanation:** CICS/VSE did not install the ISC link associated with the connection *cccc*, because the INDSYS operand in the model TCT entry named the connection *xxxx*, which is unknown to CICS/VSE.

**System Action:** CICS/VSE continues.

**User Response:** Install connection *xxxx*.

**Destination:** CSMT

**Module:** DFHBSSZI

---

**DFH5929E** DELETION OF CONNECTION *cccc* FAILED.  
IT IS IN USE BY *n* INDIRECT  
CONNECTIONS

**Explanation:** CICS/VSE did not delete the connection *cccc*, because the connection is still in use by *n* indirect connections.

**System Action:** CICS/VSE continues.

**User Response:** Carry out the following procedure to delete the indirect connections:

1. Use the CEDA transaction to change the remote system named in the INDSYS parameter.
2. Reinstall the indirect connection.
3. Reinstall the 'main' connection.
4. Change the indirect connection to reset the remote system named in the INDSYS parameter back to name the 'main' connection.
5. Reinstall the indirect connection.

**Destination:** CSMT

**Module:** DFHBSS

---

---

**DFH5930E** UNABLE TO DELETE SHIPPED REMOTE  
resource1 NETNAME netname SO CANNOT  
DELETE resource2

**Explanation:** CICS/VSE cannot delete the resource *resource1*, whose netname is *netname*.

**System Action:** CICS/VSE continues, with *resource2* still installed.

**User Response:** This is a CICS/VSE logic error. See Part 4 of the *CICS Problem Determination Guide* for guidance on how to get more help with this problem.

**Destination:** Trace table

**Module:** DFHCRS

---

**DFH5931E** INSTALL FOR MODENAME *modename*  
FAILED. MAXIMUM NUMBER OF APPC  
SESSIONS WOULD HAVE BEEN  
EXCEEDED

**Explanation:** CICS/VSE did not install a SESSIONS definition using MODENAME *modename*, because it would have exceeded the maximum number of permitted sessions.

**System Action:** CICS/VSE continues.

**User Response:** Either wait for the system to become less busy, or delete some APPC sessions.

**Destination:** CSMT

**Module:** DFHBSM61

---

**DFH5932E** INSTALL FOR MODENAME *modename*  
FAILED. CONNECTION *cccc* NOT FOUND

**Explanation:** CICS/VSE did not install a SESSIONS definition using MODENAME *modename*, because of an unknown name *cccc* in the CONNECTION parameter.

**System Action:** CICS/VSE continues.

**User Response:** Install connection *cccc*.

**Destination:** CSMT

**Module:** DFHBSM62

---

**DFH5933E** INSTALL FOR MODENAME *modename*  
FAILED. CONNECTION *cccc* IS NOT VALID  
HERE

**Explanation:** CICS/VSE did not install a SESSIONS definition using MODENAME *modename*, because the CONNECTION is not valid in this context.

**System Action:** CICS/VSE continues.

**User Response:** Modify your definition of remote system *xxxx*.

**Destination:** CSMT

**Module:** DFHBSM62

---

**DFH5934E** INSTALL FOR MODENAME *modename*  
FAILED. SINGLE-SESSION CONNECTION  
*cccc* IS ALREADY IN USE

**Explanation:** CICS/VSE did not install a SESSIONS definition using MODENAME *modename*, because the single-session CONNECTION *cccc* is already in use.

**System Action:** CICS/VSE continues.

**User Response:** Modify the definition of *cccc*.

**Destination:** CSMT

**Module:** DFHBSM62, DFHBSM61

---

**DFH5935I** INSTALL FOR TERMINAL: *termid*  
NETNAME: *netname* MODEL-NAME: *model*  
SUCCESSFUL

**Explanation:** CICS/VSE has installed terminal *termid*, whose NETNAME is *netname*, using model *model*.

**System Action:** CICS/VSE continues.

**User Response:** None.

**Destination:** CADL

**Module:** DFHZATD

---

**DFH5936E** INSTALL FOR MODENAME *modename*  
FAILED. CONNECTION *cccc* HAS ACTIVE  
MODEGROUP *xxxx*

**Explanation:** CICS/VSE has not installed a SESSIONS definition with MODENAME *modename*, because the connection *cccc* already has an active MODEGROUP *xxxx*.

**System Action:** CICS/VSE continues.

**User Response:** Put the connection briefly into service and then out of service again, using the CEMT transaction.

**Destination:** CSMT

**Module:** DFHBSM62

---

**DFH5937I** DELETION OF MODENAME *modename*  
FOUND ANOTHER DELETION OF IT IN  
PROGRESS

**Explanation:** CICS/VSE has not deleted a SESSIONS definition with MODENAME *modename*, because the definition is already pending deletion.

**System Action:** CICS/VSE continues.

**User Response:** Check if a CEDA user was installing the SESSIONS definition.

**Destination:** CSMT

**Module:** DFHBSM62

---

**DFH5938E** DELETION OF MODENAME *modename*  
FAILED. UNABLE TO DELETE SESSION(S)

**Explanation:** CICS/VSE is unable to delete a SESSIONS definition with MODENAME *modename*, because of error(s) reported in previous message(s).

**System Action:** CICS/VSE continues.

**User Response:** Correct the reported errors.

**Destination:** CSMT

**Module:** DFHBSM61

---

**DFH5939E** INSTALL FOR MODENAME *modename*  
FAILED. DUPLICATE SESSION- OR  
MODEGROUP-NAME

**Explanation:** CICS/VSE could not install a SESSIONS definition using MODENAME *modename*, because a SESSIONS definition using this MODENAME is already active.

This message is associated with the FFS call label MSG5939 for global user exit XFFDSUP.

**System Action:** CICS/VSE continues.

**User Response:** Use a different name for *modename*.

**Destination:** CSMT

**Module:** DFHBSM62, DFHBSMIR

---

**DFH5940E** INSTALL FOR TERMINAL *termid* FAILED.  
ERROR CONSOLE CANNOT BE DELETED

**Explanation:** You have tried to replace the error console, CERR, which CICS/VSE does not allow.

**System Action:** CICS/VSE continues with original error console.



**User Response:** Note this restriction.

**Destination:** CSMT

**Module:** DFHBSTZO

**DFH5941E**     **INSTALL FOR TERMINAL *termid* FAILED.**  
**CONSOLE *conslid* HAS A CONVERSATION**  
**OUTSTANDING**

**Explanation:** CICS/VSE was unable to install terminal *termid* because the console *conslid* has posted an ECB.

**System Action:** None.

**User Response:** Put the terminal briefly into service and then out of service again, using the CEMT transaction.

**Destination:** CSMT

**Module:** DFHBSTZO

**DFH5942E**     **AUTOINSTALL FOR *termid* FAILED,**  
**REASON=*nmmn* INSERTS = *a* [*b*] [*c*] [*d*]....**

**Explanation:** An AUTOINSTALL attempt to install terminal *termid* has failed. Message DFH*nmmn*, as documented in this manual, gives the reason. The “inserts” *a*, *b*, *c*, *d*, are the values of the variable parts of the message DFH*nmmn*. The number of “inserts” depends on the number of variables in the message text.

**System Action:** Message DFH6903I is issued. CICS/VSE continues.

**User Response:** For the cause of the failure, see message DFH*nmmn* in this book, using the “inserts” from message DFH5942 (see explanation above).

**Destination:** CSMT

**Module:** DFHZATD

**DFH5943E**     **DELETE FOR AUTOINSTALL OF *termid***  
**FAILED, REASON= *nmmn* INSERTS=**  
***a* [*b*] [*c*] [*d*]....**

**Explanation:** An AUTOINSTALL attempt to delete terminal *termid* has failed. Message DFH*nmmn*, as documented in this manual, gives the reason. The “inserts” *a*, *b*, *c*, and *d* are the values of the variable parts of the message DFH*nmmn*. The number of “inserts” depends on the number of variables in the message text.

**System Action:** CICS/VSE continues.

**User Response:** For the cause of the failure, see message DFH*nmmn* in this book, using the “inserts” from message DFH5943 (see explanation above).

**Destination:** CSMT

**Module:** DFHZATD

**DFH5944E**     **INSTALL FOR TERMINAL *termid* FAILED.**  
**CICS LOGIC ERROR**

**Explanation:** CICS/VSE has not installed the terminal *termid*, because of an invalid device type.

This message is associated with the FFS call label STO5944 for global user exit XFFDSUP.

**System Action:** CICS/VSE continues.

**User Response:** This is a CICS/VSE logic error. See Part 4 of the *CICS Problem Determination Guide* for guidance on how to get more help with this problem.

**Destination:** CSMT

**Module:** DFHBSTO

**DFH5945E**     **DELETION OF SESSIONS *ssss* FAILED.**  
**CONNECTION *cccc* IS DEFINED TO IRC**

**Explanation:** CICS/VSE has not deleted the SESSIONS definition, *ssss*, because the CONNECTION is still defined to IRC.

**System Action:** CICS/VSE continues.

**User Response:** Issue a CEMT SET IRC CLOSED command.

**Destination:** CSMT

**Module:** DFHBSTZR

**DFH5946E**     **INSTALL FOR SESSIONS *ssss* FAILED.**  
**CONNECTION *cccc* IS DEFINED TO IRC**

**Explanation:** CICS/VSE has not installed the SESSIONS definition, *ssss*, because the CONNECTION is already defined to IRC.

**System Action:** CICS/VSE continues.

**User Response:** Issue a CEMT SET IRC CLOSED command.

**Destination:** CSMT

**Module:** DFHBSTZR

**DFH5947E**     **INSTALL FOR SESSIONS *ssss* FAILED. CICS**  
**LOGIC ERROR**

**Explanation:** CICS/VSE has not installed the SESSIONS definition, *ssss*, because the CONNECTION name is not specified.

This message is associated with the FFS cal labels MIR5947 and TZR5947 for global user exit XFFDSUP.

**System Action:** CICS/VSE continues.

**User Response:** This is a CICS/VSE logic error. See Part 4 of the *CICS Problem Determination Guide* for guidance on how to get more help with this problem.

**Destination:** CSMT

**Module:** DFHBSTZR, DFHBSMIR

**DFH5948E**     **INSTALL FOR SESSIONS *ssss* FAILED.**  
**CONNECTION *cccc* IS NOT SUITABLE FOR**  
**IRC**

**Explanation:** CICS/VSE has not installed the SESSIONS definition, *ssss*, because the CONNECTION specified is not suitable for IRC.

**System Action:** CICS/VSE continues.

**User Response:** Modify your definition of *cccc*.

**Destination:** CSMT

**Module:** DFHBSTZR, DFHBSTZV, DFHBSTZS

**DFH5949E**     **INSTALL FOR SESSIONS *ssss* FAILED. IT IS**  
**INCOMPATIBLE WITH CONNECTION *cccc***

**Explanation:** CICS/VSE has not installed the SESSIONS definition, *ssss*, because the CONNECTION specified does not support the required type of session.

**System Action:** CICS/VSE continues.

**User Response:** Modify your definition of *cccc*.

**Destination:** CSMT

**DFH5950E**     **INSTALL FOR TERMINAL *termid* FAILED.**  
**CONSOLE ID *conslid* ALREADY EXISTS.**

**Explanation:** CICS/VSE is unable to install terminal *termid* because there is already a console with the ID *conslid*.

**System Action:** CICS/VSE continues without installing the terminal.

**User Response:** Use the CEDA transaction to define a different console ID, and reinstall the terminal.

**Destination:** CSMT

**Module:** DFHBSS, DFHBTZ, DFHBTZO  
**Module:** DFHBSMIR

---

**DFH5951E DELETION OF SESSIONS *ssss* FAILED.  
 UNABLE TO DELETE SESSIONS**

**Explanation:** CICS/VSE has not deleted the SESSIONS definition, *ssss*, because it cannot delete one or more sessions. A preceding message or messages should explain this failure.  
**System Action:** CICS/VSE continues.  
**User Response:** See preceding messages for cause of failure and corrective action.  
**Destination:** CSMT  
**Module:** DFHBSSZ6, DFHBSZR

---

**DFH5952E DELETION OF TERMINAL *termid* FAILED.  
 IT NEEDS TO BE SET RELEASED**

**Explanation:** CICS/VSE cannot delete terminal *termid*, because of its current state.  
**System Action:** CICS/VSE continues.  
**User Response:** Use the CEMT transaction to set terminal *termid* released and out of service.  
**Destination:** CSMT  
**Module:** DFHBSM62

---

**DFH5953E CICS LOGIC ERROR**

**Explanation:** An object being installed did not have a bind-image.  
 This message is associated with the FFS call label M625953 for global user exit XFFDSUP.  
**System Action:** CICS/VSE continues.  
**User Response:** This is a CICS/VSE logic error. See Part 4 of the *CICS Problem Determination Guide* for guidance on how to get more help with this problem.  
**Destination:** CSMT  
**Module:** DFHBSM62

---

**DFH5954E INSTALL FOR RESOURCE *resource* FAILED.  
 UNABLE TO INSTALL SESSIONS  
 COMPONENT**

**Explanation:** CICS/VSE has failed to install resource *resource*. Previous message(s) should give the reason for the failure.  
**System Action:** CICS/VSE continues.  
**User Response:** See previous messages for cause of failure and suggested corrective action.  
**Destination:** CSMT  
**Module:** DFHBTZC

---

**DFH5956E THIS CICS HAS NO APPLID IN VTAM**

**Explanation:** An attempt is being made to install a VTAM resource, but CICS/VSE was initialized without VTAM support.  
**System Action:** CICS/VSE does not install the resource.  
**User Response:** If you want to install VTAM resource(s) urgently, shut down CICS/VSE, and restart with the SIT parameter ACCMETH=VTAM, and appropriate TCT or RDO terminal definitions.  
**Destination:** CSMT  
**Module:** DFHBSM61

---

**DFH5957E ARCH. USER-DATA ID *xx* OCCURS IN  
 BIND. CICS LOGIC ERROR**

**Explanation:** The APPC SESSIONS object being installed is invalid because user-data IDs greater than X'02' occur in bind.  
 This message is associated with the FFS call label M625957 for global user exit XFFDSUP.  
**System Action:** CICS/VSE does not install the object.  
**User Response:** This is a CICS/VSE logic error. See Part 4 of the *CICS Problem Determination Guide* for guidance on how to get more help with this problem.  
**Destination:** CSMT  
**Module:** DFHBSM62

---

**DFH5958E INSTALL FAILED FOR *xxxx*. THIS IS THE  
 NAME OF THE LOCAL SYSTEM WHICH  
 MUST NOT BE REPLACED**

**Explanation:** CICS/VSE has failed to install *xxxx* because this is the name of the local system.  
**System Action:** CICS/VSE does not install *xxxx*.  
**User Response:** Retry the installation using the correct name.  
**Destination:** CSMT  
**Module:** DFHBTZL

---

**DFH5959E INSTALL FOR RESOURCE *resource* FAILED.  
 TCT CONFLICTS WITH DYNAMICALLY  
 INSTALLED ENTRY**

**Explanation:** During a warm start or emergency restart, CICS/VSE has not restored a resource named *resource*, because a non-RDO definition with the same name has been added to the TCT.  
**System Action:** CICS/VSE continues, with *resource* not installed.  
**User Response:** Change either the DFHTCT macros or the CSD, to remove the conflict between them.  
**Destination:** CSMT  
**Module:** DFHBTZ, DFHBSMPP, DFHBSM62, DFHBS

---

**DFH5960W STORAGE FREE FOR AUTOINSTALL  
 WORK ELEMENT FAILED**

**Explanation:** An operating system free, issued by CICS/VSE for storage used by an AUTOINSTALL request, has failed.  
**System Action:** CICS/VSE processing continues. (The AUTOINSTALL request has been processed to completion, but the storage used remains allocated.)  
**User Response:** Operating system messages should identify the cause of the problem and enable you to resolve it.  
**Destination:** CSMT  
**Module:** DFHZATD

---

**DFH5961E DELETION OF SURROGATE *xxxx* FAILED.  
 CICS LOGIC ERROR**

**Explanation:** CICS/VSE cannot delete a surrogate TCT entry.  
 This message is associated with the FFS call label TZ15961 for global user exit XFFDSUP.  
**System Action:** CICS/VSE continues.  
**User Response:** This is a CICS/VSE logic error. See Part 4 of the *CICS Problem Determination Guide* for guidance on how to get more help with this problem.  
**Destination:** CSMT  
**Module:** DFHBTZ1

---

**DFH5962E**    **INSTALL FOR RESOURCE *resource* FAILED.  
MODENAME PARAMETER NOT FOUND**

**Explanation:** CICS/VSE has failed to install a resource named *resource*, because the MODENAME parameter is missing.

**System Action:** CICS/VSE continues.

**User Response:** Supply the missing parameter.

**Destination:** CSMT

**Module:** DFHBSTZS

---

**DFH5963E**    **INSTALL FOR SESSION *sessid* FAILED.  
CICS SPECIFICATION ERROR.**

**Explanation:** CICS/VSE has failed to install SESSION *sessid*, because the RECSIZE specified in the TYPETERM definition must be greater than or equal to the RUSIZE specified in the VTAM LOGMODE entry.

**System Action:** CICS/VSE rejects the autoinstall of the session and continues.

**User Response:** Compare RECSIZE in the TYPETERM definition with RUSIZE in the LOGTERM entry and make the necessary adjustment.

Alternatively, if the TYPETERM is referenced only by TERMINAL definitions defined with AUTOINSTALL(ONLY), set SENDSIZE and RECEIVESIZE to 0. This allows the VTAM supplied RUSIZE values to be used.

**Destination:** CSMT

**Module:** DFHBSZZV

---

**DFH5964E**    **INSTALL FOR SESSIONS *sessid* FAILED.  
CICS LOGIC ERROR**

**Explanation:** CICS/VSE has failed to install SESSIONS *sessid*, because the length of the BINDPASSWORD exceeds the limit of 8.

This message is associated with the FFS call label SZS5964 for global user exit XFFDSUP.

**System Action:** CICS/VSE continues.

**User Response:** This is a CICS/VSE logic error. See Part 4 of the *CICS Problem Determination Guide* for guidance on how to get more help with this problem.

**Destination:** CSMT

**Module:** DFHBSSZS

---

**DFH5965E**    **RESOURCE TYPE OF *resource* CANNOT BE  
INSTALLED UNDER DOS**

**Explanation:** CICS/VSE has failed to install *resource*, because this is a CICS/VSE system.

**System Action:** CICS/VSE continues.

**User Response:** This is a CICS/VSE logic error. See Part 4 of the *CICS Problem Determination Guide* for guidance on how to get more help with this problem.

**Destination:** CSMT

**Module:** DFHBSTZO, DFHBSTZB

---

**DFH5966I**    **DELETE FOR TERMINAL: *termid*,  
SUCCESSFUL**

**Explanation:** CICS/VSE has successfully deleted the terminal *termid*.

**System Action:** CICS/VSE continues.

**User Response:** None.

**Destination:** CADL

**Module:** DFHZATD

---

---

**DFH5967E**    **INSTALL FOR MODENAME *modename*  
FAILED. UNABLE TO INSTALL SESSIONS**

**Explanation:** CICS/VSE has failed to install a SESSIONS definition using MODENAME *modename*. Previous message(s) should give the reason for the failure.

**System Action:** CICS/VSE continues.

**User Response:** See previous messages for cause of failure and suggested corrective action.

**Destination:** CSMT

**Module:** DFHBSM61

---

**DFH5968E**    **UNABLE TO INSTALL LU SERVICES  
MANAGER FOR MODENAME *modename***

**Explanation:** CICS/VSE has failed to install a CONNECTION definition for MODEGROUP *modename*. Previous message(s) should give the reason for the failure.

**System Action:** CICS/VSE continues.

**User Response:** See previous messages for cause of failure and suggested corrective action.

**Destination:** CSMT

**Module:** DFHBSSZP

---

**DFH5969E**    **DELETION OF DEPENDENT MODENAME  
*modename* FAILED**

**Explanation:** CICS/VSE has failed to replace a CONNECTION definition for MODEGROUP *modename*. Previous message(s) should give the reason for the failure.

**System Action:** CICS/VSE continues.

**User Response:** See previous messages for cause of failure and suggested corrective action.

**Destination:** CSMT

**Module:** DFHBSSZS

---

**DFH5970E**    **INSTALL FOR RESOURCE *resource* FAILED.  
CICS LOGIC ERROR**

**Explanation:** CICS/VSE failed to install a resource named *resource*, because of an unexpected signon state during the build.

This message is associated with the FFS call label STS5970 for global user exit XFFDSUP.

**System Action:** CICS/VSE continues.

**User Response:** This is a CICS/VSE logic error. See Part 4 of the *CICS Problem Determination Guide* for guidance on how to get more help with this problem.

**Destination:** CSMT

**Module:** DFHBSTS

---

**DFH5971E**    **DELETE OF RESOURCE *resource* FAILED.  
CICS LOGIC ERROR**

**Explanation:** CICS/VSE failed to delete a resource named *resource*, because of an unexpected signon state during the destroy operation.

This message is associated with the FFS call label STS5971 for global user exit XFFDSUP.

**System Action:** CICS/VSE continues.

**User Response:** This is a CICS/VSE logic error. See Part 4 of the *CICS Problem Determination Guide* for guidance on how to get more help with this problem.

**Destination:** CSMT

**Module:** DFHBSTS

---

---

**DFH5972E DELETION OF RESOURCE *resource* FAILED. IT IS STILL SIGNED ON**

**Explanation:** CICS/VSE failed to delete a TERMINAL or SESSIONS resource named *resource*, because a terminal or session is still signed on.

**System Action:** CICS/VSE continues.

**User Response:** Run the sign-off transaction, CSSF, and retry.

**Destination:** CSMT

**Module:** DFHBSTS

---

**DFH5973E INSTALL FOR SESSIONS *ssss* FAILED. MAX SESSION-COUNT REACHED FOR MODENAME *modename***

**Explanation:** CICS/VSE failed to delete a SESSIONS definition *ssss*, because the maximum session-count was reached for MODENAME *modename*.

**System Action:** CICS/VSE continues.

**User Response:** Delete some sessions in *modename*, or redefine *modename* with a higher maximum session-count.

**Destination:** CSMT

**Module:** DFHBSTZS

---

**DFH5974E DELETION OF POOL *pppp* FAILED. UNABLE TO DELETE POOL ENTRIES**

**Explanation:** CICS/VSE failed to delete a POOL *pppp*. Previous messages(s) should explain the cause of this failure.

**System Action:** CICS/VSE continues.

**User Response:** See previous message(s) for suggested corrective action.

**Destination:** CSMT

**Module:** DFHBSMPP

---

**DFH5975E INSTALL FOR RESOURCE *pppp* FAILED. CICS LOGIC ERROR**

**Explanation:** CICS/VSE failed to install the POOL definition *pppp*, because the required POOLID parameter was missing.

This message is associated with the FFS call labels MPP5975 and TZP5975 for global user exit XFFDSUP.

**System Action:** CICS/VSE continues.

**User Response:** This is a CICS/VSE logic error (probably in DFHTRZPP). See Part 4 of the *CICS Problem Determination Guide* for guidance on how to get more help with this problem.

**Destination:** CSMT

**Module:** DFHBSTZP, DFHBSMPP

---

**DFH5976E CICS LOGIC ERROR**

**Explanation:** CICS/VSE failed to install a POOL definition, because the required POOLCNT parameter was missing.

**System Action:** CICS/VSE continues.

**User Response:** This is a CICS/VSE logic error (probably in DFHTRZPP). See Part 4 of the *CICS Problem Determination Guide* for guidance on how to get more help with this problem.

**Destination:** CSMT

**Module:** DFHBSMPP

---

**DFH5977E FAILURE BUILDING POOL ENTRIES**

**Explanation:** CICS/VSE failed to install a POOL definition, because of a failure in building pool entries. Previous messages(s) should explain the cause of this failure.

**System Action:** CICS/VSE continues.

---

**User Response:** See previous message(s) for suggested corrective action.

**Destination:** CSMT

**Module:** DFHBSMPP

---

**DFH5978E UNABLE TO REPLACE POOL *pppp***

**Explanation:** CICS/VSE failed in an attempt to install or delete a POOL definition. Previous messages(s) should explain the cause of this failure.

**System Action:** CICS/VSE continues.

**User Response:** See previous message(s) for suggested corrective action.

**Destination:** CSMT

**Module:** DFHBSMPP

---

**DFH5979E DELETION OF POOL *pppp* FAILED. IT STILL HAS A SESSION *termid***

**Explanation:** CICS/VSE has failed to delete pool *pppp*, because the pool still has an active session for terminal *termid*.

**System Action:** CICS/VSE continues.

**User Response:** Put the terminal out of service (using the CEMT transaction) and retry.

**Destination:** CSMT

**Module:** DFHBSTZP

---

**DFH5980E RESOURCE *resource* IS IN USE BY TASK *taskid* TRANSACTION *tranid***

**Explanation:** The resource *resource* is in use. *taskid* is the task number, and *tranid* is the transaction ID.

**System Action:** CICS/VSE continues.

**User Response:** Wait for the termination of task *nnnn*, and retry the operation.

**Destination:** CSMT

**Module:** DFHBSTZP, DFHBSS, DFHBSSZ, DFHBSTZ1

---

**DFH5981E POOL *pppp* NOT FOUND**

**Explanation:** CICS/VSE has failed to install a resource because the POOL *pppp* does not exist. Previous messages(s) should explain the cause of this failure.

**System Action:** CICS/VSE continues.

**User Response:** See previous message(s) for suggested corrective action.

**Destination:** CSMT

**Module:** DFHBSTZP

---

**DFH5982E DELETION OF POOL *pppp* FAILED. POOL ENTRY IS IN USE FOR *termid***

**Explanation:** CICS/VSE has failed to delete POOL *pppp*, because the pool still has an entry in use for terminal *termid*.

**System Action:** CICS/VSE continues.

**User Response:** Put the terminal out of service (using the CEMT transaction) and retry.

**Destination:** CSMT

**Module:** DFHBSMPP

---

**DFH5983E UNABLE TO REPLACE *resource***

**Explanation:** CICS/VSE failed to install the resource named *resource*, either because it already existed, or for reasons explained in previous message(s).

**System Action:** CICS/VSE continues.

**User Response:** See previous message(s) for suggested corrective action. If no previous messages were issued, check your terminal identifiers. (You may, for example, have BTAM

---



## DFH5984E • DFH5991E

and VTAM terminals defined with the same name. If a BTAM terminal is installed, CICS/VSE will not auto-install a VTAM terminal with the same name.)

**Destination:** CSMT  
**Module:** DFHBSS, DFHBSTZ

---

### DFH5984E CONNECTION PARAMETER *xxxx* NOT ALLOWED

**Explanation:** CICS/VSE failed to install a pooled terminal because the definition contained a CONNECTION parameter which is not permitted for a pooled terminal.

**System Action:** CICS/VSE continues.

**User Response:** Remove the CONNECTION parameter from the definition.

**Destination:** CSMT  
**Module:** DFHBSPMP

---

### DFH5985E INSTALL FOR RESOURCE *resource* FAILED. UNABLE TO INSTALL CONNECTION COMPONENT

**Explanation:** CICS/VSE has failed to install resource *resource*. Previous message(s) should give the reason for the failure.

**System Action:** CICS/VSE continues.

**User Response:** See previous messages for cause of failure and suggested corrective action.

**Destination:** CSMT  
**Module:** DFHBSTZC

---

### DFH5986E CICS LOGIC ERROR.

**Explanation:** Either the warm keypoint program (DFHWKP) or the query transaction (DFHQRY) made an invalid request, which could not be implemented.

This message is associated with the FFS call label QCH5986 for global user exit XFFDSUP.

**System Action:** CICS/VSE continues.

**User Response:** This is a CICS/VSE logic error. See Part 4 of the *CICS Problem Determination Guide* for guidance on how to get more help with this problem.

**Destination:** CSMT  
**Module:** DFHZCQCH

---

### DFH5987I BEST FAILURE FOR NETNAME: *netname*, WAS MODEL\_NAME: *model* CINIT BIND: *xxxxxxx...* MODEL BIND: *xxxxxxx...* MISMATCH BITS: *xxxxxxx...*

**Explanation:** An auto-install attempt has failed for lack of an exact match.

**System Action:** Details of the best failing match between a model and the BIND-image are written to the CADL transient data destination. *netname* is the netname of the LU which failed to logon, *model* is the name of model that gave the best failure (that is, the one that had the fewest bits different from the BIND-image supplied by VTAM). *xxxxxxx...* is a string of hexadecimal digits, where *xx* represents one byte. CINIT BIND is the bind supplied by VTAM. MODEL BIND is the bind from the model that gave the best failure. MISMATCH BITS are a comparison between the CINIT BIND and MODEL BIND, where each byte position represents the corresponding byte position in the BIND-image. A bit set to '1' in MISMATCH BITS indicates a mismatch in that position between the CINIT BIND and the MODEL BIND.

**User Response:**

1. Determine whether a model such as *model* is suitable. If several models have identical BIND-images, differing only

in end-user options such as OPERSEC, only the first such model is named in the above message. It will be up to the user-program to make the choice, when the logmode table entry is corrected.

2. Identify the entry in the VTAM logmode tables that is being used.
3. Check that this logmode table entry is not successfully in use with other applications, so that to change it might cause this other use of it to fail.
4. Amend the logmode table entry by switching the bits corresponding to '1' bits in the mismatch string. That is, if the bit in the VTAM bind image corresponding to the bit position set to '1' in *xxxxxxx...* above is '1', set it to '0'; if it is '0', set it to '1'.

For further information, see the *CICS Customization Guide*.

**Destination:** CADL  
**Module:** DFHZATD

---

### DFH5988E INSTALL FOR RESOURCE *resource* FAILED. VTAM SUPPORT NOT GENERATED

**Explanation:** CICS/VSE failed to install the resource named *resource*, because CICS/VSE was initialized without VTAM support.

**System Action:** CICS/VSE continues.

**User Response:** If you want to install VTAM resource(s) urgently, shut down CICS/VSE, and restart with VTAM=YES specified in the SIT and ACCMETH=VTAM in the TCT, together with appropriate terminal definitions.

**Destination:** CSMT  
**Module:** DFHBSTZV, DFHBSSZ6, DFHBSSZS

---

### DFH5989E DELETION OF RESOURCE *resource* FAILED. REMOTE DELETE IN CONNECTION *cccc* FAILED

**Explanation:** CICS/VSE failed to delete resource *resource*, because a remote delete in system *cccc* failed.

Previous message(s) should explain the cause of this failure.

**System Action:** CICS/VSE continues.

**User Response:** See previous message(s) for suggested corrective action.

**Destination:** CSMT  
**Module:** DFHBSTZ1

---

### DFH5990E CICS LOGIC ERROR

**Explanation:** CICS/VSE rejected an INSTALL or DELETE request, because it does not recognize the request code.

This message is associated with the FFS call label Q005990 for global exit XFFDSUP.

**System Action:** CICS/VSE continues.

**User Response:** This is a CICS/VSE logic error. See Part 4 of the *CICS Problem Determination Guide* for guidance on how to get more help with this problem.

**Destination:** CSMT  
**Module:** DFHZCQ00

---

### DFH5991E CICS LOGIC ERROR

**Explanation:** CICS/VSE rejected a VALIDATE BIND request, because no BIND was supplied.

This message is associated with the FFS call label Q005991 for global exit XFFDSUP.

**System Action:** CICS/VSE continues.

**User Response:** This is a CICS/VSE logic error. See Part 4 of the *CICS Problem Determination Guide* for guidance on how to get more help with this problem.

**Destination:** CSMT

**Module:** DFHZCQ00

**DFH5992E RESOURCE TYPES TABLE DOES NOT SUPPORT RECOVERY RECORD**

**Explanation:** CICS/VSE rejected RESTORE request because the resource types table (DFHZCQRT) in DFHZCQ is incompatible with the recovery record from the log or CICS/VSE catalog.

This message is associated with the FFS call label QRS5992 for global exit XFFDSUP.

**System Action:** CICS/VSE continues.

**User Response:** CICS/VSE is unable to warm start correctly. You should therefore shut CICS/VSE down and do a COLD start.

**Destination:** CSMT

**Module:** DFHZCQRS

**DFH5993E CICS LOGIC ERROR**

**Explanation:** CICS/VSE rejected a RESTORE request because the resource record from the log or CICS/VSE catalog is invalid.

This message is associated with the FFS call label QRS5992 for global exit XFFDSUP.

**System Action:** CICS/VSE continues.

**User Response:** This is a CICS/VSE logic error. See Part 4 of the *CICS Problem Determination Guide* for guidance on how to get more help with this problem.

**Destination:** CSMT

**Module:** DFHZCQRS

**DFH5994E CICS LOGIC ERROR**

**Explanation:** CICS/VSE rejected a RESTORE request because no recovery record was passed.

This message is associated with the FFS call label QRS5994 for global exit XFFDSUP.

**System Action:** CICS/VSE continues.

**User Response:** This is a CICS/VSE logic error. See Part 4 of the *CICS Problem Determination Guide* for guidance on how to get more help with this problem.

**Destination:** CSMT

**Module:** DFHZCQRS

**DFH5995E RESOURCE TYPE CODE *xxxx* SUBTYPE *yyyy* NOT RECOGNIZED WITH ASSOCIATED BIND IMAGE CICS LOGIC ERROR**

**Explanation:** CICS/VSE failed to install a resource with resource type code (RTC) *xxxx* and subtype *yyyy* (from the Builder Parameter Set), because a resource with type code *cccc*, subtype *yyyy*, and the associated BIND-image, is not a buildable resource-type.

**System Action:** CICS/VSE continues.

**User Response:** The probable cause of this error is that a user AUTOINSTALL exit program selected a model that was not included in the list passed by CICS/VSE.

See Part 4 of the *CICS Problem Determination Guide* for guidance on how to get more help with this problem.

**Destination:** CSMT

**Module:** DFHZCQIS

**DFH5996E CICS LOGIC ERROR**

**Explanation:** CICS/VSE rejected an INSTALL request because the resource type code in the request was zero.

This message is associated with the FFS call label QIS5996 for global user exit XFFDSUP.

**System Action:** CICS/VSE continues.

**User Response:** This is a CICS/VSE logic error. See Part 4 of the *CICS Problem Determination Guide* for guidance on how to get more help with this problem.

**Destination:** CSMT

**Module:** DFHZCQIS

**DFH5997E CICS LOGIC ERROR**

**Explanation:** CICS/VSE rejected an INQUIRE request because no TCT entry was passed.

This message is associated with the FFS call label QIQ5997 for global user exit XFFDSUP.

**System Action:** CICS/VSE continues.

**User Response:** This is a CICS/VSE logic error. See Part 4 of the *CICS Problem Determination Guide* for guidance on how to get more help with this problem.

**Destination:** CSMT

**Module:** DFHZCQIQ

**DFH5998E INSTALL SPECIFIED A RESOURCE THAT CANNOT BE REPLACED A BTAM TERMINAL FOR INSTANCE**

**Explanation:** CICS/VSE rejected a DELETE request because the entry passed is of a type that cannot be deleted (for example, a BTAM terminal).

**System Action:** CICS/VSE continues.

**User Response:** The failing delete/replace was necessitated by an INSTALL request. Correct the resource type in that request.

**Destination:** CSMT

**Module:** DFHZCQDL

**DFH5999E CICS LOGIC ERROR**

**Explanation:** CICS/VSE rejected a DELETE request because no TCT table entry was passed.

**System Action:** CICS/VSE continues.

**User Response:** This is a CICS/VSE logic error. See Part 4 of the *CICS Problem Determination Guide* for guidance on how to get more help with this problem.

**Destination:** CSMT

**Module:** DFHZCQDL

## DFH60xx (DFHTOR) Messages

---

**DFH6000E THE DEFINITION FOR TERMINAL *termdef* REFERS TO AN UNDEFINED TYPETERM *typedef***

**Explanation:** While installing a GRPLIST during initialization, or while executing a CEDA CHECK or CEDA INSTALL command, CICS/VSE detected a terminal definition (*termdef*) that referenced a non-existent TYPETERM definition (*typedef*).

**System Action:** This depends on when the error is detected:

1. Initialization – the invalid terminal definition is not installed.
2. CEDA INSTALL – the entire group containing the invalid definition is not installed.
3. CEDA CHECK – no action.

**User Response:** Correct the TERMINAL definition or define the named TYPETERM.

**Destination:** Console (initialization) or terminal end user (CEDA commands)

**Module:** DFHTOR

---

**DFH6001E THE DEFINITION FOR POOLED TERMINAL *termdef* REFERS TO AN UNDEFINED TYPETERM *typedef***

**Explanation:** While installing a GRPLIST during initialization, or while executing a CEDA CHECK or CEDA INSTALL command, CICS/VSE detected a terminal definition (*termdef*) that referenced a non-existent TYPETERM definition (*typedef*).

**System Action:** This depends on when the error is detected:

1. Initialization – the invalid terminal definition is not installed.
2. CEDA INSTALL – the entire group containing the invalid definition is not installed.
3. CEDA CHECK – no action.

**User Response:** Correct the TERMINAL definition or define the named TYPETERM.

**Destination:** Console (initialization) or terminal end user (CEDA commands)

**Module:** DFHTOR

---

**DFH6002E THE DEFINITION FOR SESSIONS *sesdef* REFERS TO AN UNDEFINED CONNECTION *condef***

**Explanation:** While installing a GRPLIST during initialization, or while executing a CEDA CHECK or CEDA INSTALL command, CICS/VSE detected a SESSIONS definition (*sesdef*) that referenced a non-existent CONNECTION definition (*condef*).

**System Action:** This depends on when the error is detected:

1. Initialization – the invalid SESSIONS definition is not installed. (The CONNECTION definition is installed, and can be referenced by other terminal definitions.)
2. CEDA INSTALL – the entire group containing the invalid definition is not installed.
3. CEDA CHECK – no action.

**User Response:** Correct the SESSIONS definition or define the named CONNECTION.

**Destination:** Console (initialization) or terminal end user (CEDA commands)

**Module:** DFHTOR

---

**DFH6003E TERMINAL *termdef* SPECIFIES CONSOLE BUT REFERS TO TYPETERM *typedef* WHICH DOES NOT SPECIFY DEVICE=CONSOLE**

**Explanation:** While installing a GRPLIST during initialization, or while executing a CEDA CHECK or CEDA INSTALL command, CICS/VSE detected a TERMINAL definition (*termdef*), specified with CONSOLE=*nn*, which referred to a TYPETERM definition (*typedef*) specified without DEVICE=CONSOLE.

**System Action:** This depends on when the error is detected:

1. Initialization – the invalid terminal definition is not installed. (The TYPETERM definition is installed, and can be referenced by compatible terminal definitions.)
2. CEDA INSTALL – the entire group containing the incompatible definitions is not installed.
3. CEDA CHECK – no action.

**User Response:** Correct the TERMINAL or TYPETERM definition.

**Destination:** Console (initialization) or terminal end user (CEDA commands)

**Module:** DFHTOR

---

**DFH6004E TERMINAL *termdef* DOES NOT SPECIFY CONSOLE BUT REFERS TO TYPETERM *typedef* WHICH SPECIFIES DEVICE=CONSOLE**

**Explanation:** While installing a GRPLIST during initialization, or while executing a CEDA CHECK or CEDA INSTALL command, CICS/VSE detected a terminal definition (*termdef*), specified with CONSOLE=NO, which referred to a TYPETERM definition (*typedef*) specified with DEVICE=CONSOLE.

**System Action:** This depends on when the error is detected:

1. Initialization – the invalid terminal definition is not installed. (The TYPETERM definition is installed, and can be referenced by compatible terminal definitions.)
2. CEDA INSTALL – the entire group containing the invalid definition is not installed.
3. CEDA CHECK – no action.

**User Response:** Correct the TERMINAL or TYPETERM definition.

**Destination:** Console (initialization) or terminal end user (CEDA commands)

**Module:** DFHTOR

---

**DFH6005E PRINTER OR ALTPRINTER FOR TERMINAL *termdef* IS INVALID FOR THE DEVICE SPECIFIED IN TYPETERM *typedef***

**Explanation:** While installing a GRPLIST during initialization, or while executing a CEDA CHECK or CEDA INSTALL command, CICS/VSE detected a TERMINAL definition (*termdef*) specified with PRINTER or ALTPRINTER or both, which referred to a TYPETERM definition (*typedef*) that did not specify one of these devices: 3270, 3275, 3270P, LUTYPE2, or LUTYPE3.

**System Action:** This depends on when the error is detected:

1. Initialization – the invalid TERMINAL definition is not installed. (The TYPETERM definition is installed and can be referenced by compatible TERMINAL definitions.)
2. CEDA INSTALL – the entire group containing the incompatible definitions is not installed.
3. CEDA CHECK – no action.

**User Response:** Correct the TERMINAL or TYPETERM definition.

---

**Destination:** Console (initialization) or terminal end user (CEDA commands)  
**Module:** DFHTOR

---

**DFH6006E    PRINTERCOPY OR ALTPRINTCOPY FOR TERMINAL *termdef* IS INVALID FOR THE DEVICE SPECIFIED IN TYPETERM *typedef***

**Explanation:** While installing a GRPLIST during initialization, or while executing a CEDA CHECK or CEDA INSTALL command, CICS/VSE detected a TERMINAL definition (*termdef*), specified with PRINTERCOPY or ALTPRINTCOPY or both, that referred to a TYPETERM definition (*typedef*) that specified a device other than LUTYPE2 or LUTYPE3.

**System Action:** This depends on when the error is detected:

1. Initialization – the invalid TERMINAL definition is not installed. (The TYPETERM definition is installed, and can be referenced by compatible TERMINAL definitions.)
2. CEDA INSTALL – the entire group containing the incompatible definitions is not installed.
3. CEDA CHECK – no action.

**User Response:** Correct the TERMINAL or TYPETERM definition.

**Destination:** Console (initialization) or terminal end user (CEDA commands)

**Module:** DFHTOR

---

**DFH6007E    AUTINSTMODEL YES|ONLY FOR TERMINAL *termdef* IS INVALID FOR THE DEVICE SPECIFIED IN TYPETERM *typedef***

**Explanation:** While installing a GRPLIST during initialization, or while executing a CEDA CHECK or CEDA INSTALL command, CICS/VSE detected a TERMINAL definition (*termdef*) specified with AUTINSTMODEL=[YES|ONLY], which referred to a TYPETERM definition (*typedef*) that specified DEVICE=3614|TLX|TWX, or was a PIPELINE terminal.

**System Action:** This depends on when the error is detected:

1. Initialization – the invalid TERMINAL definition is not installed. (The TYPETERM definition is installed, and can be referenced by compatible TERMINAL definitions.)
2. CEDA INSTALL – the entire group containing the incompatible definitions is not installed.
3. CEDA CHECK – no action.

**User Response:** Correct the TERMINAL or TYPETERM definition.

**Destination:** Console (initialization) or terminal end user (CEDA commands)

**Module:** DFHTOR

---

**DFH6008E    ATTACHSEC IS REQUIRED FOR TERMINAL *termdef* AS IT REFERS TO TYPETERM *typedef* WHICH SPECIFIES DEVICE=APPC**

**Explanation:** While installing a GRPLIST during initialization, or while executing a CEDA CHECK or CEDA INSTALL command, CICS/VSE detected a TERMINAL definition (*termdef*), specified without ATTACHSEC, which referred to a TYPETERM definition (*typedef*) that specified DEVICE=APPC.

**System Action:** This depends on when the error is detected:

1. Initialization – the invalid TERMINAL definition is not installed. (The TYPETERM definition is installed, and can be referenced by compatible TERMINAL definitions.)

2. CEDA INSTALL – the entire group containing the incompatible definitions is not installed.
3. CEDA CHECK – no action.

**User Response:** Correct the TERMINAL or TYPETERM definition.

**Destination:** Console (initialization) or terminal end user (CEDA commands)

**Module:** DFHTOR

---

**DFH6009E    THE DEFINITION FOR SESSIONS *sesdef* REFERS TO CONNECTION *condef* WHICH SPECIFIES A DIFFERENT PROTOCOL**

**Explanation:** While installing a GRPLIST during initialization, or while executing a CEDA CHECK or CEDA INSTALL command, CICS/VSE detected a SESSIONS definition (*sesdef*) that referred to a CONNECTION definition (*condef*) that specified a different protocol.

**System Action:** This depends on when the error is detected:

1. Initialization – the invalid SESSIONS definition is not installed. (The CONNECTION definition is installed, and can be referenced by compatible SESSIONS definitions.)
2. CEDA INSTALL – the entire group containing the incompatible definitions is not installed.
3. CEDA CHECK – no action.

**User Response:** Correct the SESSIONS or CONNECTION definition.

**Destination:** Console (initialization) or terminal end user (CEDA commands)

**Module:** DFHTOR

---

**DFH6010E    THE DEFINITION FOR SESSIONS *sesdef* MUST SPECIFY PROTOCOL LU61 AS IT REFERS TO AN MRO CONNECTION *condef***

**Explanation:** While installing a GRPLIST during initialization, or while executing a CEDA CHECK or CEDA INSTALL command, CICS/VSE detected a SESSIONS definition (*sesdef*), specified without LU61, which referred to a CONNECTION definition (*condef*) that specified ACCESSMETHOD={IRC|XM} (MRO).

**System Action:** This depends on when the error is detected:

1. Initialization – the invalid SESSIONS definition is not installed. (The CONNECTION definition is installed, and can be referenced by compatible SESSIONS definitions.)
2. CEDA INSTALL – the entire group containing the incompatible definitions is not installed.
3. CEDA CHECK – no action.

**User Response:** Correct the SESSIONS or CONNECTION definition.

**Destination:** Console (initialization) or terminal end user (CEDA commands)

**Module:** DFHTOR

---

**DFH6011E    SESSIONS *sesdef* MUST SPECIFY BOTH SENDCOUNT AND RECEIVECOUNT AS IT REFERS TO AN MRO CONNECTION *condef***

**Explanation:** While installing a GRPLIST during initialization, or while executing a CEDA CHECK or CEDA INSTALL command, CICS/VSE detected a SESSIONS definition (*sesdef*), specified with either SENDCOUNT=0 or RECEIVECOUNT=0, which referred to a CONNECTION definition (*condef*) that specified ACCESSMETHOD={IRC|XM} (MRO).

**System Action:** This depends on when the error is detected:



1. Initialization – the invalid SESSIONS definition is not installed. (The CONNECTION definition is installed, and can be referenced by compatible SESSIONS definitions.)
2. CEDA INSTALL – the entire group containing the incompatible definitions is not installed.
3. CEDA CHECK – no action.

**User Response:** Correct the SESSIONS or CONNECTION definition.

**Destination:** Console (initialization) or terminal end user (CEDA commands)

**Module:** DFHTOR

**DFH6012I THE RESTART DATA SET IS NOT AVAILABLE. RDO FUNCTION IS RESTRICTED**

**Explanation:** During initialization for a COLD start, CICS/VSE could not find the restart data set (RSD).

**System Action:** CICS/VSE continues, but with the following restrictions to RDO function:

1. A TYPETERM definition must be in the same group as the TERMINAL definitions that refer to it.
2. AUTOINSTALL is not available, because the MODEL definitions cannot be stored.

**User Response:** If you wish to avoid the above restrictions to RDO function in future CICS/VSE runs, create an RSD data set and make it available to CICS/VSE in the DFHRSD DLBL statement of the CICS/VSE startup job stream.

**Destination:** Console

**Module:** DFHTORP

**DFH6013E NO SESSIONS DEFINITION REFERS TO CONNECTION *condef***

**Explanation:** During installation of a GRPLIST at initialization time, during CEDA INSTALL of a GROUP, or during the CHECK command, a CONNECTION definition was specified that had no SESSIONS definitions. This is only valid for INDIRECT connections.

**System Action:** CHECK command – none. CEDA INSTALL – the group will not be installed. During INITIALIZATION – the definition in error is not installed.

**User Response:** Correct the CONNECTION definition or create a SESSIONS definition to refer to it.

**Destination:** Terminal end user during CEDA session  
Console during initialization.

**Module:** DFHTOR

**DFH6014E POOL IS REQUIRED FOR TERMINAL *termdef*, AS IT REFERS TO TYPETERM *typedef*, WHICH SPECIFIES SESSIONTYPE=PIPELINE**

**Explanation:** During installation of a GRPLIST at initialization time, during CEDA INSTALL of a GROUP, or during the CHECK command, POOL was not specified on a TERMINAL definition referring to a TYPETERM that specified SESSIONTYPE=PIPELINE.

**System Action:** CHECK command – none. CEDA INSTALL – the group will not be installed. During initialization – the definition in error will not be installed.

**User Response:** Correct the TERMINAL or TYPETERM definition.

**Destination:** Terminal end user during CEDA session  
Console during initialization.

**Module:** DFHTOR

**DFH6015E TRANSACTION FOR TERMINAL *termdef* IS INVALID FOR THE DEVICE SPECIFIED IN TYPETERM *typedef***

**Explanation:** An attempt has been made to install a terminal definition which specified TRANSACTION, but referred to a TYPETERM specifying device APPC.

**System Action:** CICS/VSE initialization continues, but *termdef* is not installed.

**User Response:** Correct the terminal definition, or the TYPETERM definition.

**Destination:** Console

**Module:** DFHTOR

**DFH6016E THE MRO CONNECTION *condef* IS REFERENCED BY MORE THAN ONE SESSIONS DEFINITION, INCLUDING *sesdef***

**Explanation:** CICS/VSE has detected a CONNECTION definition *condef* that specified ACCESSMETHOD=(IRC|XM), which implies that it is an MRO connection. This CONNECTION was then referenced by more than one SESSIONS definition, one of which was *sesdef*. An MRO connection must only have one SESSIONS definition referencing it. Other SESSION definition names that reference this connection are listed in further occurrences of the DFH6016 message.

This error has been detected either during initialization, or while executing a CEDA CHECK or a CEDA INSTALL command.

**System Action:** This depends on when the error is detected:

1. Initialization – the CONNECTION definition and the set of SESSIONS definitions are not installed.
2. CEDA INSTALL – the entire group containing the incompatible definitions is not installed.
3. CEDA CHECK – no action.

**User Response:** Correct the CONNECTION definition or the SESSIONS definitions.

**Destination:** Console

**Module:** DFHTOR

**DFH6017E SESSION *sesdef* REFERS TO SINGLE SESSION CONNECTION *condef* BUT THE CONNECTION IS ALREADY REFERENCED BY SESSION *sesref***

**Explanation:** When installing a GRPLIST during initialization or when executing a CEDA CHECK or CEDA INSTALL command, CICS/VSE detected a SESSIONS definition *sesdef* that referenced a SINGLE SESSIONS CONNECTION definition *condef* which is already referenced by another SESSIONS definition *sesref*. A single session connection can only have one session referencing it.

**System Action:** This depends on when the error is detected:

- Initialization – the invalid SESSIONS definition *sesdef* is not installed. The CONNECTION/SESSIONS pair *condef/sesref* is installed.
- CEDA INSTALL – the entire group containing the invalid definition is not installed.
- CEDA CHECK – processing continues.

**User Response:** Either change the CONNECTION definition *condef* so that it is not a SINGLE SESSIONS CONNECTION, or change the failing SESSIONS definition *sesdef* to point to another CONNECTION.

**Destination:** Console at initialization or terminal end user for CEDA commands

**Module:** DFHTOR

---

**DFH6018E**      **SESSION *sesdef* SPECIFIES A MAXIMUM OF *maxses* BUT REFERENCES THE SINGLE SESSION CONNECTION *condef*. SESSION *sesref*.**

**Explanation:** When installing a GRPLIST during initialization or when executing a CEDA CHECK or CEDA INSTALL command, CICS detected a SESSIONS definition *sesdef* that references a SINGLE SESSIONS CONNECTION definition *condef* but specifies a maximum number of sessions values of *maxses*. For single session connections, the maximum number of sessions is 1.

**System Action:** This depends on when the error is detected:

- Initialization – the SESSIONS definition *sesdef* is not installed.
- CEDA INSTALL – the entire group containing the invalid definition is not installed.
- CEDA CHECK – processing continues.

**User Response:** Either change the SESSIONS definition *sesdef* to specify MAXIMUM(1,0) or MAXIMUM(1,1), or change the failing CONNECTION definition so that it is no longer a single session connection.

**Destination:** Console at initialization or terminal end user for CEDA commands

**Module:** DFHTOR

---

## DFH61xx (DFHFTAP) Messages

---

**DFH6100I**      **FORMAT TAPE**

**Explanation:** Execution of the tape-formatting program (DFHFTAP) has started.

**System Action:** The program continues.

**User Response:** None.

**Destination:** SYSLST

**Module:** DFHFTAP

---

**DFH6104I**      **DISCONTINUED PROCESSING ON CURRENT VOLUME DUE TO I/O ERROR**

**Explanation:** An error occurred on initialization of a log volume, which caused the volume to be rejected.

**System Action:** Message DFH6110A is issued asking if more log volumes are to be formatted.

**User Response:** None.

**Destination:** Console and SYSLST

**Module:** DFHFTAP

---

**DFH6105S**      **UNRECOVERABLE I/O ERROR OCCURRED. DFHFTAP TERMINATED ABNORMALLY**

**Explanation:** A hardware error occurred on an I/O device. Recovery was not possible.

**System Action:** Program execution is abnormally terminated.

**User Response:** None.

**Destination:** SYSLST

**Module:** DFHFTAP

---

**DFH6107I**      **LOG VOLUME FORMATTED**

**Explanation:** The log volume has been formatted successfully.

**System Action:** The volume is closed and message DFH6110A is issued.

---

## DFH62xx (DFHTBS) Messages

---

**DFH6200E**      **COULD NOT OBTAIN DWE STORAGE**

**Explanation:** While executing a BUILD or DESTROY request, CICS/VSE Table Builder Services could not obtain DWE storage.

**System Action:** CICS/VSE rejects the request.

**User Response:** This failure may be a symptom of a dynamic storage area (DSA) that is too small. If so, you can solve the problem by increasing the size of your CICS/VSE partition. For advice on estimating the size of the DSA and the CICS/VSE partition, see the *CICS System Definition and Operations Guide* and the *CICS Performance Guide*. The failure may also be caused by an error in another transaction, for example, a looping program with an EXEC CICS/VSE GETMAIN within the loop.

**Destination:** CSMT

---

**User Response:** None.

**Destination:** Console and SYSPTINT

**Module:** DFHFTAP

---

**DFH6110A**      **MORE VOLUMES TO BE FORMATTED? REPLY 'Y' OR 'N'**

**Explanation:** This message is issued after message DFH6107I, and asks if more log volumes are to be formatted.

**System Action:** If the reply is Y, the next log volume is opened. If the reply is N, the program is terminated.

**User Response:** Reply Y if more log volumes are to be formatted, otherwise reply N. For labeled tapes, the reply may be the next volume serial number.

**Destination:** Console

**Module:** DFHFTAP

---

**DFH6111I**      **INVALID REPLY - - x**

**Explanation:** The response to message DFH6110A was neither Y or N. x was the response.

**System Action:** CICS/VSE reissues message DFH6110.

**User Response:** None.

**Destination:** Console

**Module:** DFHFTAP

---

**DFH6199I**      ***nnnn* VOLUME(S) FORMATTED – FORMAT TAPE ENDED**

**Explanation:** This message is issued at the end of the job. *nnnn* is the number of volumes that were formatted.

**System Action:** The program is terminated.

**User Response:** None.

**Destination:** SYSLST

**Module:** DFHFTAP

---

**Module:** DFHTBSB, DFHTBSD

---

**DFH6201E**      **BUILDER FOR PATTERN *pattern* NOT LINKED**

**Explanation:** While executing a request, CICS/VSE Table Builder Services has detected that the pattern *pattern* cites a builder that is not link-edited with it. *pattern* is the name of the pattern as coded in the DFHBSPTTE macro.

**System Action:** CICS/VSE rejects the request.

**User Response:** This is a CICS/VSE logic error. See Part 4 of the *CICS Problem Determination Guide* for guidance on how to get more help with this problem.

**Destination:** CSMT

**Module:** DFHTBS

---

---

**DFH6202E**    **PATTERN** *pattern* **NOT VALID FOR BUILD**  
**Explanation:** While executing a request, CICS/VSE Table Builder Services has detected that the pattern *pattern* cites a builder that is not declared with DFHBSHDR(ENTRY). *pattern* is the name of the pattern as coded in the DFHBSPTTE macro.  
**System Action:** CICS/VSE rejects the request.  
**User Response:** This is a CICS/VSE logic error. See Part 4 of the *CICS Problem Determination Guide* for guidance on how to get more help with this problem.  
**Destination:** CSMT  
**Module:** DFHTBSB, DFHTBSL, DFHTBSR

---

**DFH6203E**    **UNABLE TO OBTAIN DWE ACTION-LIST STORAGE**  
**Explanation:** While executing a request, CICS/VSE Table Builder Services could not obtain storage to build an element for the DWE action list.  
**System Action:** CICS/VSE rejects the request.  
**User Response:** This failure may be a symptom of a dynamic storage area (DSA) that is too small. If so, you can solve the problem by increasing the size of your CICS/VSE partition. For advice on estimating the size of the DSA and the CICS/VSE partition, see the *CICS System Definition and Operations Guide* and the *CICS Performance Guide*.  
 The failure may also be caused by an error in another transaction, for example, a looping program with an EXEC CICS/VSE GETMAIN within the loop.  
**Destination:** CSMT  
**Module:** DFHTBSP, DFHTBSDP

---

**DFH6204E**    **ILLEGAL SUBPATTERN DEFINITION**  
*pattern*  
**Explanation:** While executing a request, CICS/VSE Table Builder Services has detected that the subpattern *pattern* cites a builder that is not declared with DFHBSHDR(ENTRY). *pattern* is the name of the subpattern as coded in the DFHBSPTTE macro.  
**System Action:** CICS/VSE rejects the request.  
**User Response:** This is a CICS/VSE logic error. See Part 4 of the *CICS Problem Determination Guide* for guidance on how to get more help with this problem.  
**Destination:** CSMT  
**Module:** DFHTBSP, DFHTBSDP

---

**DFH6205E**    **ILLEGAL SUBPATTERN DEFINITION**  
**Explanation:** While executing a request, CICS/VSE Table Builder Services has detected that the subpattern *pattern* is invalidly defined. *pattern* is the name of the subpattern as coded in the DFHBSPTTE macro.  
**System Action:** CICS/VSE rejects the request.  
**User Response:** This is a CICS/VSE logic error. See Part 4 of the *CICS Problem Determination Guide* for guidance on how to get more help with this problem.  
**Destination:** CSMT  
**Module:** DFHTBSP, DFHTBSDP

---

**DFH6206E**    **PATTERN** *pattern* **NOT VALID FOR DESTROY**  
**Explanation:** While executing a DESTROY request, CICS/VSE Table Builder Services has detected that the pattern *pattern* is not valid for a DESTROY request. *pattern* is the name of the pattern as coded in the DFHBSPTTE macro.  
**System Action:** CICS/VSE rejects the request.  
**User Response:** This is a CICS/VSE logic error. See Part 4 of the *CICS Problem Determination Guide* for guidance on how to get more help with this problem.

**Destination:** CSMT  
**Module:** DFHTBSD

---

**DFH6207E**    **CATALOG KEY TOO LONG OR ZERO.**  
**PATTERN** *pattern*  
**Explanation:** While executing a request, CICS/VSE Table Builder Services has detected that builder cited in the pattern *pattern* has returned an invalid CC key on MAKEKEY. *pattern* is the name of the pattern as coded in the DFHBSPTTE macro.  
**System Action:** CICS/VSE rejects the request.  
**User Response:** This is a CICS/VSE logic error. See Part 4 of the *CICS Problem Determination Guide* for guidance on how to get more help with this problem.  
**Destination:** CSMT  
**Module:** DFHTBSL

---

**DFH6209E**    **INVALID ZC CATALOG REQUEST CODE**  
 xxxx  
**Explanation:** While executing a request, CICS/VSE Table Builder Services has detected that the code, xxxx, for a catalog request is invalid.  
**System Action:** CICS/VSE rejects the request.  
**User Response:** This is a CICS/VSE logic error. See Part 4 of the *CICS Problem Determination Guide* for guidance on how to get more help with this problem.  
**Destination:** CSMT  
**Module:** DFHTBSL

---

**DFH6211E**    **UNABLE TO DISCONNECT FROM RESTART DATA-SET. RC** *cc*  
**Explanation:** While CICS/VSE Table Builder Services was executing a request, DFHRCP rejected the DFHRC DISCONNECT request. *cc* is the DFHRC response code.  
**System Action:** CICS/VSE rejects the request.  
**User Response:** This is a CICS/VSE logic error. See Part 4 of the *CICS Problem Determination Guide* for guidance on how to get more help with this problem.  
**Destination:** CSMT  
**Module:** DFHTBSL

---

**DFH6212E**    **LEVEL MISMATCH WITH CATALOG RECORD. DFHBS** *xxx*  
**Explanation:** While executing a request during a warm or emergency start, CICS/VSE Table Builder Services has detected that the CC record is not compatible with the pattern it names. *xxx* is the builder ID.  
**System Action:** CICS/VSE rejects the request.  
**User Response:** The CC record was probably written by an earlier level of CICS/VSE, that is, you have applied one or more PTF maintenance fixes to the system since the CC record was written. Assuming this is the case, you must either:  
 1. Cold start CICS/VSE, **or**  
 2. Remove the maintenance to enable a warm start or emergency restart.  
**Destination:** CSMT  
**Module:** DFHTBSR

---

**DFH6213E**    **RECOVERY RECORD ABANDONED. KEY IS** *key*  
**Explanation:** While processing a RESTORE request, CICS/VSE Table Builder Services has detected an error reported in a previous message. *key* is the catalog key for the abandoned record, or, if the key is unknown to CICS/VSE, *key* is the single character ?.  
**System Action:** The RESTORE request is rejected.  
**Destination:** CSMT

Module: DFHTBSR

---

**DFH6214E UNABLE TO OBTAIN RECOVERY RECORD STORAGE**

**Explanation:** While processing a CATALOG request, CICS/VSE Table Builder Services could not obtain recovery record storage.

**System Action:** CICS/VSE rejects the request.

**User Response:** This failure may be a symptom of a dynamic storage area (DSA) that is too small. If so, you can solve the problem by increasing the size of your CICS/VSE partition. For advice on estimating the size of the DSA and the CICS/VSE partition, see the *CICS System Definition and Operations Guide* and the *CICS Performance Guide*. The failure may also be caused by an error in another transaction, for example, a looping program with an EXEC CICS/VSE GETMAIN within the loop.

**Destination:** CSMT

**Module:** DFHTBSLP

---

**DFH6215E DFHCC|DFHRC  
CONNECT|DISCONN|WRITE|LOG  
|DELETE FAILED RESPONSE CODE cccc.  
KEYRANGE: rrrr KEY: key**

**Explanation:** Table Builder Services (DFHTBS) failed in an operation on the CICS/VSE log (DFHRC) or RSD catalog (DFHCC). The failing operation is shown in the message, and is a connect, disconnect, write, log, or delete request.

- *cccc* is the internal response code from DFHRCP or DFHCCP.
- *rrrr* is the internal RQ token passed to DFHRCP or DFHCCP.
- *key* appears in the message only for a write or delete operation, and usually includes the name of the resource for which CICS/VSE failed to record information in the log or RSD catalog.

**System Action:** CICS/VSE continues, but the affected resource is no longer fully recoverable.

**User Response:** This is a CICS/VSE internal error. However, it may have been caused by a user definition error – for example, if insufficient or zero USERAREALEN has been specified in the TYPETERM definition. If RC12 is received from DFHRC during a shutdown, this indicates that tasks are not quiesced and may attempt to write to the journal after it has been closed.

**Destination:** Console

**Module:** DFHTBSSP



---

## DFH63xx (DFHBSTZ) Messages

**DFH6304W** DELETION OF REMOTE TERMINAL *termid*  
 FAILED BECAUSE IT IS IN USE BY  
 ANOTHER TRANSACTION.

**Explanation:** CICS/VSE has issued a logoff transaction to the remote terminal *termid* but this terminal cannot be deleted because it is in use by another transaction.

**System Action:** The remote terminal can be reused.  
 CICS/VSE continues.

**User Response:** This situation usually occurs because the remote CICS/VSE is under stress. Consider allocating more resources. For example, you might need to allocate more storage.

**Destination:** CSMT  
**Module:** DFHBSTZ

---

## DFH64xx XRF General and Active Messages

**DFH6400** – *specificid* : SIGNING ON TO THE CAVM  
 AS ACTIVE WITH GENERIC APPLID  
*genericid*

**Explanation:** This is an informational message issued from the CICS/VSE task. It indicates that the system is about to sign on to the CICS/VSE Availability Manager (CAVM) as active. The message insert provides the generic applid.

**System Action:** CICS/VSE initialization is delayed until the sign on request has been processed. In general the delay will be insignificant. In those cases where the delay is significant messages will be produced by the CAVM to note the reasons.  
**User Response:** None.

**Note:** If the alternate CICS/VSE system tries to open the CAVM datasets (issuing message DFH6500I) at the same time as the active, you may see two VSE VSAM open error messages for the system that is later in attempting the VSAM open. The format of the messages is:

```
4228I FILE DFHXMSG OPEN ERROR X'A8'.....
4228I FILE DFHXCTL OPEN ERROR X'A8'.....
```

You can ignore these messages, because the affected CICS/VSE will retry the open after a short interval. This attempt will succeed, provided the first system's open has ended normally, leaving the datasets in shared status.

**Destination:** Console  
**Module:** DFHXRA

**DFH6401** – *specificid* : SIGN ON TO THE CAVM AS  
 ACTIVE ACCEPTED

**Explanation:** This is an informational message issued by CICS/VSE. It indicates that the sign on request (refer to message DFH6400) has been accepted by the CAVM.

**System Action:** CICS/VSE initialization is resumed.

**User Response:** None

**Destination:** Console

**Module:** DFHXRA

**DFH6402** – *specificid* : SIGN ON TO THE CAVM AS  
 ACTIVE REJECTED

**Explanation:** This is an informational message issued from the CICS/VSE task. It indicates that the sign on request (refer to message DFH6400) has been rejected by the CAVM. Messages will be produced by the CAVM to note the reasons for rejecting the request.

**System Action:** CICS/VSE is terminated abnormally; refer to message DFH6439.  
**User Response:** Correct the errors.

**Destination:** Console  
**Module:** DFHXRA

**DFH6403** – *specificid* : SIGN ON OF *specificid* TO THE  
 CAVM AS ALTERNATE DETECTED

**Explanation:** This is an informational message issued from the CICS/VSE task. It indicates that CICS/VSE has been notified that the named alternate CICS/VSE has signed on to the CAVM.

**System Action:** Transaction CXCU is attached to send keypoint data to alternate CICS/VSE.

**User Response:** None

**Destination:** Console

**Module:** DFHXRSP

**DFH6404** – *specificid* : SIGNING OFF NORMALLY  
 FROM THE CAVM

**Explanation:** This is an informational message issued from the CICS/VSE task. It indicates that the system is about to sign off normally from the CAVM.

**System Action:** CICS/VSE termination is delayed until the sign off request has been processed.

**User Response:** None

**Destination:** Console

**Module:** DFHXRA

**DFH6405** – *specificid* : SIGN OFF NORMAL FROM THE  
 CAVM ACCEPTED

**Explanation:** This is an informational message issued from the CICS/VSE task. It indicates that the sign off request (refer to message DFH6404) has been accepted by the CAVM.

**System Action:** CICS/VSE termination is continued.

**User Response:** None

**Destination:** Console

**Module:** DFHXRA

**DFH6406** – *specificid* : SIGN OFF NORMAL FROM THE  
 CAVM REJECTED

**Explanation:** This is an informational message issued from the CICS/VSE task. It indicates that the sign off request (refer to message DFH6404) has been rejected by the CAVM. Messages will be produced by the CAVM to note the reasons for rejecting the request.

**System Action:** CICS/VSE termination is continued.

**User Response:** None

**Destination:** Console

**Module:** DFHXRA

**DFH6407** – *specificid* : SIGN OFF NORMAL FROM THE  
 CAVM DETECTED

**Explanation:** This is an informational message issued from the CICS/VSE task. It indicates that CICS/VSE has been

notified that alternate CICS/VSE has signed off from the CAVM.

**System Action:** CICS/VSE processing is continued.

**User Response:** None

**Destination:** Console

**Module:** DFHXRSR

**DFH6408** – *specificid* : **SIGNING OFF ABNORMALLY FROM THE CAVM**

**Explanation:** This is an informational message issued from the CICS/VSE task. It indicates that the system is about to sign off abnormally from the CAVM.

**System Action:** CICS/VSE termination is delayed until the sign off request has been processed.

**User Response:** None

**Destination:** Console

**Module:** DFHXRA

**DFH6409** – *specificid* : **SIGN OFF ABNORMAL FROM THE CAVM ACCEPTED**

**Explanation:** This is an informational message issued from the CICS/VSE task. It indicates that the sign off request (refer to message DFH6408) has been accepted by the CAVM.

**System Action:** CICS/VSE termination is continued.

**User Response:** None

**Destination:** Console

**Module:** DFHXRA

**DFH6410** – *specificid* : **SIGN OFF ABNORMAL FROM THE CAVM REJECTED**

**Explanation:** This is an informational message issued from the CICS/VSE task. It indicates that the sign off request (refer to message DFH6408) has been rejected by the CAVM. Messages will be produced by CAVM to give the reasons for rejecting the request.

**System Action:** CICS/VSE termination continues.

**User Response:** None

**Destination:** Console

**Module:** DFHXRA

**DFH6411** – *specificid* : **SIGN OFF ABNORMAL FROM THE CAVM DETECTED**

**Explanation:** This is an informational message issued from the CICS/VSE task. It indicates that CICS/VSE has been notified that the alternate CICS/VSE has signed off from the CAVM.

**System Action:** The system continues with normal processing. If the active CICS/VSE fails, takeover does not occur.

**User Response:** Determine the reason for the signoff abnormal.

**Destination:** Console

**Module:** DFHXRSR

**DFH6415** – *specificid* : **CICS IS BEING TAKEN OVER. EXECUTION WILL BE TERMINATED**

**Explanation:** This is an informational message issued from the CICS/VSE task. It indicates that CICS/VSE has been notified that the CAVM has accepted a takeover request from alternate CICS/VSE.

**System Action:** CICS/VSE terminates.

**User Response:** None.

**Destination:** Console

**Module:** DFHXRSR

**DFH6416** – *specificid* : **APPARENT FAILURE OF ALTERNATE CICS DETECTED**

**Explanation:** This is an informational message issued from the CICS/VSE task. It indicates that CICS/VSE has been notified that the alternate CICS/VSE appears to have failed.

**System Action:** The system continues with normal processing, but note that takeover may not occur should the active CICS/VSE fail.

**User Response:** Determine the reason for the apparent failure of the alternate CICS/VSE.

**Destination:** Console

**Module:** DFHXRSR

**DFH6417** – *specificid* : **RECOVERY OF ALTERNATE CICS DETECTED**

**Explanation:** This is an informational message issued from the CICS/VSE task. It indicates that CICS/VSE has been notified that alternate CICS/VSE has recovered from the apparent failure reported by message DFH6416.

**System Action:** The system continues with normal processing.

**User Response:** None.

**Destination:** Console

**Module:** DFHXRSR

**DFH6422** – *specificid* : **SIGN OFF NORMAL FROM THE CAVM ASSUMED**

**Explanation:** This is an informational message issued from the CICS/VSE task. It indicates that CICS/VSE has assumed that the alternate CICS/VSE has signed off from the CAVM. This is likely to occur when the active CICS/VSE is running on CEC 1 and:

1. Alternate CICS/VSE is started on CEC 2.
2. The CEC 2 initial program load (IPL) is repeated.
3. Alternate CICS/VSE is restarted on CEC 2.

**System Action:** CICS/VSE processing is continued.

**User Response:** None

**Destination:** Console

**Module:** DFHXRSR

**DFH6423** – *specificid* : **CAVM FAILURE DETECTED. CICS CANNOT CONTINUE AS ACTIVE**

**Explanation:** This is an informational message issued from the CICS/VSE task. It indicates that CICS/VSE has been notified that the CAVM has failed. Messages will be produced by the CAVM to note the reasons for failure.

**System Action:** CICS/VSE terminates.

**User Response:** Correct the error.

**Destination:** Console

**Module:** DFHXRSR

**DFH6424I** – *applid* **CAVM SIGNON ABANDONED BECAUSE THIS PARTITION IS NOT RUNNING UNDER POWER**

**Explanation:** This is an informational message issued by the CAVM task, while attempting to sign on to the partition. It indicates that CICS/VSE has been wrongly set up, since the correct operation of any later takeover would need the partition to be under the control of POWER.

**System Action:** CICS/VSE abandons the initialization. See later message(s).

**User Response:** Correct the setup.

**Destination:** Console

**Module:** DFHWSSN2

---

**DFH6426** – *specificid* : UNABLE TO LINK TO PROGRAM DFHXRSP.

**Explanation:** During XRF initialization, CICS/VSE was unable to link to DFHXRSP, the extended recovery surveillance program.

**System Action:** CICS/VSE terminates abnormally.

**User Response:** It is likely that DFHXRSP was not loaded at nucleus load time. Ensure that DFHXRSP is contained in the nucleus load table being used by CICS/VSE.

**Destination:** Console

**Module:** DFHXRD

---

**DFH6427** – *specificid* : TERMINAL CONTROL RESTART TASK HAS FAILED. EXECUTION WILL BE TERMINATED

**Explanation:** This is an informational message issued from the CICS/VSE task. It indicates that the terminal control restart task has failed and hence that it is no longer possible for CICS/VSE to continue either as active or as alternate. Messages will be produced by the terminal control restart task to note the reasons for failure.

**System Action:** CICS/VSE terminates abnormally.

**User Response:** Correct the error.

**Destination:** Console

**Module:** DFHXRSP

---

**DFH6429** – *specificid* : TRANSACTION CXCU IS NOT DEFINED IN THE PCT

**Explanation:** This is an informational message issued from the CICS/VSE task. It indicates that CICS/VSE is unable to attach transaction CXCU and hence to initiate the transmission of tracking messages. Takeover will be adversely affected if CXCU is not defined in the PCT.

**System Action:** CICS/VSE will attempt to attach CXCU at regular intervals.

**User Response:** Use RDO to install CXCU.

**Destination:** Console

**Module:** DFHXRSP

---

**DFH6430** – *specificid* : START=LOGTERM SPECIFIED. CICS START-UP IS TERMINATED BECAUSE XRF=YES IS SPECIFIED

**Explanation:** Conflicting system initialization parameters, START=LOGTERM and XRF=YES, have been specified.

**System Action:** CICS/VSE terminates abnormally.

**User Response:** Resolve the conflict.

**Destination:** Console

**Module:** DFHSIC1

---

**DFH6431** – *specificid* : LEVEL OF DL/I IS UNACCEPTABLE. CICS START-UP WILL BE TERMINATED

**Explanation:** The level of DL/I DOS/VS is not compatible with this release of CICS/VSE. DL/I 1.9 or any later supported release is acceptable.

**System Action:** CICS/VSE is abnormally terminated; see message DFH6439.

**User Response:** Check the level of DL/I.

**Destination:** Console

**Module:** DFHSIC1

---

**DFH6432** – *specificid* : UNABLE TO OPEN RESTART DATA SET. CICS START-UP WILL BE TERMINATED BECAUSE XRF=YES IS SPECIFIED

**Explanation:** CICS/VSE issued an OPEN for the restart data set; however the OPEN failed.

**System Action:** CICS/VSE will be terminated abnormally; refer to message DFH6439.

**User Response:** Examine the preceding VSAM message for the reason for the OPEN failure.

**Destination:** Console

**Module:** DFHSIC1

---

**DFH6433** – *specificid* : SYSTEM LOG NOT DEFINED IN JCT. CICS START-UP WILL BE TERMINATED BECAUSE XRF=YES IS SPECIFIED

**Explanation:** The system log must be defined if XRF=YES is specified. XRF is a faster emergency restart. Following a takeover the alternate CICS/VSE will back out in-flight changes made by the active. This requires the system log to be defined to both the active and the alternate.

**System Action:** CICS/VSE is terminated abnormally; see message DFH6439.

**User Response:** Define the system log. Note that the system log must be defined as DISK2 if XRF=YES is specified.

**Destination:** Console

**Module:** DFHSIC1

---

**DFH6434** – *specificid* : SYSTEM LOG NOT DEFINED AS DISK2 IN JCT. CICS START-UP WILL BE TERMINATED BECAUSE XRF=YES IS SPECIFIED

**Explanation:** The system log must be defined as DISK2 if XRF=YES is specified. CICS/VSE is designed to provide a faster restart following a failure. This is not compatible with defining the system log as TAPE1, TAPE2, or as DISK1.

**System Action:** CICS/VSE is terminated abnormally; see message DFH6439.

**User Response:** Redefine the system log as DISK2.

**Destination:** Console

**Module:** DFHSIC1

---

**DFH6439** – *specificid* : CICS START-UP IS TERMINATED FOR REASONS GIVE N ABOVE

**Explanation:** This is an informational message indicating that CICS/VSE start-up is terminated.

**System Action:** CICS/VSE terminates abnormally.

**User Response:** Refer to previous messages that have been sent to the system console.

**Destination:** Console

**Module:** DFHSIC1

---

**DFH6440I** I/O ERROR ON XRF MESSAGE DATASET. RPL ADDRESS = HEX xx

**Explanation:** VSAM reported a physical I/O error on the XRF message data set. The address given is that of the VSAM RPL which reported the error.

**System Action:** Surveillance by the XRF system ceases.

**User Response:** It will probably be necessary to restart both the active and alternate CICS/VSE systems with a fresh pair of surveillance data sets. For diagnostic purposes the message gives the address of the RPL in use at the time when the error

was reported. The RPL has an associated VSAM message area.

**Destination:** Console

**Module:** DFHWMMT

**DFH6441I LOGICAL ERROR ON XRF MESSAGE DATASET. VSAM FEEDBACK DATA = HEX  
xx**

**Explanation:** VSAM reported a logical error on the XRF message data set.

**System Action:** Surveillance by the XRF system ceases.

**User Response:** This is almost certainly an error in the CICS/VSE system. For diagnostic purposes the message contains the VSAM feedback data for the error. See Part 4 of the *CICS Problem Determination Guide* for guidance on how to get more help with this problem.

**Destination:** Console

**Module:** DFHWMMT

**DFH6442I INTERNAL ERROR IN XRF MESSAGE MANAGER**

**Explanation:** Request chains maintained by the CICS/VSE message manager are in an inconsistent state.

**System Action:** Surveillance by the XRF system ceases.

**User Response:** This is probably an error in CICS/VSE. See Part 4 of the *CICS Problem Determination Guide* for guidance on how to get more help with this problem.

**Destination:** Console

**Module:** DFHWMQS

**DFH6443I INTERNAL ERROR IN XRF SURVEILLANCE COMPONENT**

**Explanation:** An invalid internal call has been made to a routine in XRF surveillance component.

**System Action:** Surveillance by the XRF system ceases.

**User Response:** This is probably an error in CICS/VSE. See Part 4 of the *CICS Problem Determination Guide* for guidance on how to get more help with this problem.

**Destination:** Console

**Module:** DFHWCCS

**DFH6445I XRF MESSAGE DATASET FORMATTING STARTED**

**Explanation:** The XRF message data set is new and must be formatted before it can be used to pass messages from active to alternate.

**System Action:** Normal service continues.

**User Response:** Depending on the size of the message data set there will be some delay before the active can send messages to the alternate. It may be advisable to defer starting an alternate system until the corresponding message DFH6446 has been received.

**Destination:** Console

**Module:** DFHWMMT

**DFH6446I XRF MESSAGE DATASET FORMATTING COMPLETED**

**Explanation:** The XRF message data set is now formatted and can be used to pass messages from active to alternate.

**System Action:** Normal service continues.

**User Response:** See message DFH6445.

**Destination:** Console

**Module:** DFHWMMT

**DFH6447I NON CRUCIAL XRF MESSAGE(S) DISCARDED**

**Explanation:** The XRF message data set is full and some messages are being discarded rather than invalidate the alternate system by overwriting messages that it has not yet read.

**System Action:** Normal service continues.

**User Response:** This situation is likely to arise in circumstances similar to those described for message DFH6541. The alternate has not yet become invalid but is likely to become so and corrective action as for DFH6541 is probably warranted.

**Destination:** Console

**Module:** DFHWMMT

**DFH6450I SVC GETVIS FAILED IN XRF SURVEILLANCE**

**Explanation:** An SVC GETVIS issued by the CICS/VSE surveillance component has failed. The GETVIS may have been issued under either the CICS/VSE task or the XRF task.

**System Action:** CICS/VSE terminates abnormally.

**User Response:** If the available GETVIS is exhausted, increase the size of the partition. If this is not the case, the problem is probably due to a CICS/VSE error. See Part 4 of the *CICS Problem Determination Guide* for guidance on how to get more help with this problem.

**Destination:** Console

**Module:** DFHWCCS

**DFH6451I SVC GETVIS FAILED IN XRF SURVEILLANCE**

**Explanation:** An SVC GETVIS issued by the CICS/VSE surveillance component has failed. The GETVIS may have been issued under either the CICS/VSE task or the XRF task.

**System Action:** CICS/VSE terminates abnormally.

**User Response:** If the available GETVIS is exhausted, increase the size of the partition. If this is not the case, the problem is probably due to a CICS/VSE error. See Part 4 of the *CICS Problem Determination Guide* for guidance on how to get more help with this problem.

**Destination:** Console

**Module:** DFHWLGET

**DFH6452I INTERNAL ERROR IN XRF SURVEILLANCE**

**Explanation:** A consistency check made by the XRF LIFO storage manager has failed. The failure may have occurred while running under either the CICS/VSE task or the XRF task.

This message is associated with the FFS call label FFS6452 for global user exit XFFDSUP.

**System Action:** CICS/VSE terminates abnormally.

**User Response:** This is probably an error in CICS/VSE. See Part 4 of the *CICS Problem Determination Guide* for guidance on how to get more help with this problem.

**Destination:** Console

**Module:** DFHWLFRE



---

**DFH6453I      INTERNAL ERROR IN XRF  
SURVEILLANCE**

**Explanation:** A consistency check made by the XRF process manager has failed. A process has made an invalid internal lock request.

**System Action:** CICS/VSE terminates abnormally.

**User Response:** This is probably an error in CICS/VSE. See Part 4 of the *CICS Problem Determination Guide* for guidance on how to get more help with this problem.

**Destination:** Console

**Module:** DFHWDWAT

---

**DFH6454I      PROGRAM CHECK IN XRF  
SURVEILLANCE. PSW = HEX xx xx.  
ADDRESS OF SAVE AREA = HEX xx**

**Explanation:** A program check occurred from which the XRF process was unable to recover.

**System Action:** CICS/VSE terminates abnormally.

**User Response:** This is almost certainly an error in the CICS/VSE system. The message gives the PSW at which the check occurred. Further information will be preserved in the dump.

See Part 4 of the *CICS Problem Determination Guide* for guidance on how to get more help with this problem.

**Destination:** Console

**Module:** DFHWDWAT

---

**DFH6455I      SVC GETVIS FAILED IN XRF SIGNOFF**

**Explanation:** An SVC GETVIS issued by CAVM signoff has failed.

This message is associated with the FFS call label SOF6455 for global user exit XFFDSUP.

**System Action:** CICS/VSE terminates abnormally.

**User Response:** Increase the partition GETVIS.

**Destination:** Console

**Module:** DFHWSSOF

---

**DFH6456I      SVC GETVIS FAILED IN XRF SIGNON**

**Explanation:** An SVC GETVIS issued by CAVM signon has failed.

**System Action:** CICS/VSE terminates abnormally.

**User Response:** Increase the partition GETVIS.

**Destination:** Console

**Module:** DFHWSSNI

---

**DFH6460I      – UNABLE TO LOAD TERMINAL  
SWITCHING PROGRAM, xxxxxxxx.  
CDLOAD FAILED. R15=xxxx**

**Explanation:** DFHWSPX has attempted to use CDLOAD to load the terminal switching program named in the XSWITCH parameter of the SIT. This load failed.

The code in register 15 (xxxx) is the return code from the CDLOAD macro.

**System Action:** The switching subtask is ended.

**User Response:** See the *z/VSE System Macros Reference* for the meaning of the CDLOAD return code. Use this code to determine why the load failed.

**Destination:** Console

**Module:** DFHWSPX

---

**DFH6461I      – ERROR RETURNED BY TERMINAL  
SWITCHING PROGRAM. OPCODE = xxx  
RC = xxx**

**Explanation:** DFHWSPX has called the terminal switching program named in the XSWITCH parameter of the SIT. This program has given a nonzero return code.

**System Action:** If the return code is greater than 4, the switching subtask is ended.

**User Response:** Return codes are from the user-written program named in the XSWITCH parameter of the SIT.

**Destination:** Console

**Module:** DFHWSPX

---

**DFH6475E      specificid : mmmn OUTSTANDING BACKUP  
SIMLOGON(S) ABANDONED**

**Explanation:** An XRF alternate is taking over, and is processing the last few session tracking requests. CICS/VSE has apparently issued SIMLOGON for a standby session, but VTAM has apparently not yet returned the logon request to CICS/VSE's VTAM logon exit. Message DFH6480 has been issued twice, and CICS/VSE has now assumed that the logons will never appear. Normal processing continues, though the state of the sessions currently pending backup SIMLOGON is unpredictable at the end of CICS/VSE initialization. The reconnection process will attempt to BIND these sessions normally, so all may end well.

**System Action:** Normal takeover processing continues.

**User Response:** The CSTL log and CICS/VSE trace should be collected.

**Destination:** Console

**Module:** DFHZXST

---

**DFH6476I      XRF CATCH-UP ABANDONED - ALL XRF  
ALTERNATES SIGNED OFF**

**Explanation:** A run of the XRF catch-up transaction has been abandoned because there are no XRF alternates. A failing alternate may have issued some messages.

**System Action:** Normal processing continues.

**User Response:** None

**Destination:** Console

**Module:** DFHZXCU

---

**DFH6477I      GENERIC- AND SPECIFIC-IDS HAVE  
SAME VALUE**

**Explanation:** A CICS/VSE system has just issued the command to reassign the VTAM USERVAR representing the XRF complex so that from now on logon requests to the XRF complex are directed to this CICS/VSE. However, this system is an XRF primary, and the value of the specific id is the same as the generic id for the XRF complex.

**System Action:** Normal processing continues.

**User Response:** None. However special care must be taken when using the application id to be clear over whether the reference is to the CICS/VSE system or the XRF complex.

**Destination:** Console

**Module:** DFHZXSTS

---

**DFH6478I      MODIFY USERVAR ISSUED  
SUCCESSFULLY**

**Explanation:** A CICS/VSE system has just issued the command to reassign the VTAM USERVAR representing the XRF complex so that from now on logon requests to the XRF complex are directed to this CICS/VSE.

**System Action:** Normal processing continues.

**User Response:** None. This message may be the trigger for installation-defined NCCF activity.

**Destination:** Console

**Module:** DFHZXSTS

**DFH6479E      MODIFY USERVAR ISSUED  
UNSUCCESSFULLY. RETURN CODE WAS  
    mm**

**Explanation:** A CICS/VSE system has just issued the command to reassign the VTAM USERVAR representing the XRF complex so that from now on logon requests to the XRF complex are directed to this CICS/VSE.

**System Action:** Normal processing continues.

**User Response:** The system operator must issue the command on CICS/VSE's behalf. The format is as follows:

F NET,USERVAR,ID=generic-id,VALUE=specific-id

Where:

**generic-id**      the VTAM application id for the whole complex  
**specific-id**      the VTAM application id for the new CICS/VSE

This topic is covered more fully in the *CICS XRF Guide*.

If it proves impossible to change the USERVAR, for some reason, then end-user logons which name the generic-id value will continue to be directed to the old specific-applid, with unpredictable results. (Logons quoting the specific-id of the new system will be routed to that system, however.)

**Destination:** Console

**Module:** DFHZXSTS

**DFH6480I      *specificid* : WAITING FOR BACKUP  
SIMLOGON PROCESSING TO DRAIN**

**Explanation:** An XRF alternate is taking over, and is processing the last few session tracking requests. CICS/VSE has apparently issued SIMLOGON for a standby session, but VTAM has apparently not yet returned the logon request to CICS/VSE's VTAM logon exit. This message is issued every 5 seconds for 20 seconds while this is holding up the takeover, and indicates a probable error, especially if it is repeated. The likely causes include a problem with VTAM, or a CICS/VSE logic error.

**System Action:** This message is issued twice and then message DFH6475 is issued.

**User Response:** If this message is repeated look for other evidence of failure in CICS/VSE or VTAM.

**Destination:** Console

**Module:** DFHTCRP (DFHZXQO)

**DFH6481I      AUTOCONNECT DELAYED FOR *mmmm*  
MINUTES *ss* SECONDS**

**Explanation:** Running the reconnection transaction CXRE to acquire AUTOCONNECT terminals after a CICS/VSE startup, or to reacquire terminal sessions after an XRF takeover has been delayed by the interval given in the message. The delay value is taken from the AUTOCONN system initialization parameter.

**System Action:** Normal processing continues.

**User Response:** None

**Destination:** Console

**Module:** DFHSIJ1

**DFH6482E      UNABLE TO ISSUE SETLOGON  
HOLD/START (*vgs,r15,r0*)**

**Explanation:** In preparation for changing the routing of VTAM logons, this system (which is currently doing an XRF takeover) has just attempted to request VTAM to stop passing any more logon requests to it. The attempt failed, and the details of the failure are given in the message, as follows.

**V**      CICS is running under a release of VTAM that does not support SETLOGON HOLD, or shipped module DFHZXSTS was assembled against a release of VTAM without such support.

**G**      The GENCB BLK=RPL request failed.

**S**      The SETLOGON HOLD request failed.

*r15* and *r0* are the values of registers 15 and 0, respectively, at the time of the failure. See the *VTAM Programming* manual for your release of VTAM for the interpretation of these values.

**System Action:** Normal processing continues.

**User Response:** Note the message. Valid logons reaching CICS/VSE before message DFH1500 is issued may be rejected.

**Destination:** Console

**Module:** DFHZXSTS

**DFH6483I      THIS WILL BE THE LAST PASS**

**Explanation:** The reconnection transaction, CXRE, is about to scan the VTAM terminals and sessions that were to be (re)connected for the last time. All those found will be listed in message DFH6486.

**System Action:** Processing continues

**User Response:** If any of those listed in message DFH6486 are crucial, then prepare to check whether they are successfully connected as a result of this pass.

**Destination:** Console

**Module:** DFHZXRE

**DFH6484I      RECONNECT PROCESSING NOW  
COMPLETE**

**Explanation:** The reconnection transaction, CXRE, has just scanned all the VTAM terminals and sessions, and all those that were to be (re)connected are now connected.

**System Action:** Processing continues.

**User Response:** None

**Destination:** Console

**Module:** DFHZXRE

**DFH6485E      UNABLE TO SCHEDULE  
AUTOCONNECT/RECONNECT  
PROCESSING**

**Explanation:** CICS/VSE initialization attempted to schedule the autoconnect or reconnect process, but failed, because CICS/VSE interval control rejected the DFHIC TYPE=INITIATE or DFHPC TYPE=LINK call. See following messages DFH6487 or DFH6488 for the reason.

**System Action:** The autoconnect or reconnect process is not run.

**User Response:** See the following message. The CEMT transaction must be used to restore individual terminals to the desired state.

**Destination:** Console

**Module:** DFHSIJ1, DFHZOPA

**DFH6486I**      *specificid termid* **MAY NOT BE ACQUIRED  
AFTER TAKEOVER**

**Explanation:** The reconnection transaction, CXRE, is making its last run, but has found a terminal/session that is still not bound as it was during the failed run of CICS/VSE.

**System Action:** Normal processing continues.

**User Response:** Note the terminal identification *termid* in the message, and try to discover why previous reconnection attempts failed. The terminal may not have been physically switched, for example. CEMT may be used to acquire individual terminals after such problems have been cleared.

**Destination:** Console

**Module:** DFHZXRE0

**DFH6487E**      **UNEXPECTED IC/PC ERROR CODE WAS  
xxxx**

**Explanation:** The reconnection transaction CXRE could not be scheduled or rescheduled, because the DFHIC TYPE=INITIATE or DFHPC TYPE=LINK was rejected with the code given in the message. This message follows DFH6489 or DFH6485.

**System Action:** See message DFH6489 or DFH6485.

**User Response:** Note the error code in the message. The possible values are documented in the *CICS Application Programming Reference*.

See Part 4 of the *CICS Problem Determination Guide* for guidance on how to get more help with this problem.

**Destination:** Console

**Module:** DFHZXRE0, DFHSIJ1, DFHZOPA

**DFH6488E**      **REQUIRED TRANSACTION/PROGRAM  
NOT IN PCT/PPT**

**Explanation:** The reconnection transaction, CXRE, could not be rescheduled, as the transaction code required is not (now) in the PCT, or the program required is not in the PPT. This message follows DFH6489 or DFH6485.

**System Action:** The current run of the reconnection transaction will be the last one, and message DFH6486 will be issued for all terminals and sessions found.

**User Response:** If non-XRF terminals are to be reconnected, correct the problem.

**Destination:** Console

**Module:** DFHZXRE0, DFHSIJ1, DFHZOPA

**DFH6489E**      **UNABLE TO SCHEDULE XRF  
RECONNECTION TRANSACTION**

**Explanation:** The XRF reconnection transaction attempted to reschedule itself, but was unable to because CICS/VSE interval control rejected the DFHIC TYPE=INITIATE call. See following messages DFH6487 or DFH6488 for the reason.

**System Action:** The current run of the reconnection transaction will be the last one, and message DFH6486 will be issued for all terminals and sessions found.

**User Response:** See following message. The CEMT master terminal transaction may be used to acquire individual terminals.

**Destination:** Console

**Module:** DFHZXRE0

**DFH6490I**      **RECONNECTING VTAM SESSION - PASS  
NUMBER xxxx**

**Explanation:** Control has recently been given to CICS/VSE after an XRF takeover. The reconnection transaction, CXRE, (which attempts to start acquire processing for logical units that were in session in the failed active system) has just started for the run number given in the message.

**System Action:** Normal processing continues.

**User Response:** Note any error messages arising as CICS/VSE attempts to reconnect terminals and sessions.

**Destination:** Console

**Module:** DFHZXRE0

**DFH6491E**      **LOGIC ERROR DURING SESSION  
TRACKING. REASON xxxx (,xxxx)**

**Explanation:** XRF session tracking encountered an unexpected circumstance probably due to a design error. The first insert is the REASON code, which may be one of the following. Subsequent inserts appear as a list in the second insert position.

- 1      POST called but no pending action for terminal or session. Inserts:
  - Name of terminal or session
- 2      DFHZXST called with invalid request value
- 3      XRF-capable session lacks a correlation ID. Inserts:
  - Name of terminal or session
  - Code for event being tracked:
    - '1' - BIND
    - '2' - Free LOGON data
    - '3' - UNBIND
- 4      Could not get key to build tracking message. Inserts:
  - Name of terminal or session
  - Code for event being tracked (see 3 for values)
- 5      Could not get send tracking message. Inserts:
  - Name of terminal or session
  - Code for event being tracked (see 3 for values)
- 6      Could not find session named in tracking message. Inserts:
  - Name of terminal or session
  - Code for event being tracked (see 3 for values)
- 7      Illegal entry named in tracking message. Inserts:
  - Name of terminal or session
  - Code for event being tracked (see 3 for values)
- 8      Bad request code in tracking message. Inserts:
  - Name of terminal or session
  - Bad request code (see 3 for values)
- 9      Correlator in tracking message is longer than 8. Insert:
  - Name of terminal or session
- 10     Unable to schedule standby BIND. Inserts:
  - Name of terminal or session.

**System Action:** Normal processing continues.

**User Response:** Note the message. Resources and states may be incorrect should the backup take over. If many of these messages are issued, then it is likely that there is a more general problem.

**Destination:** Console

**Module:** DFHZXST

---

**DFH6492E XRF CATCH-UP LOGIC ERROR. REASON:**  
xxxx xxxx

**Explanation:** The XRF catch-up program encountered an unexpected circumstance probably due to a design error. The first insert has one of the following values:

- 1 Catalog record internal length value not correct.
- 2 Catalog record format error – no room for a key.
- 3 Catalog record format error – key is longer than 16.
- 4 Catalog record too long for buffer (variable CUBUFFER). The second insert gives the required length.
- 5 Unexpected ABEND or response from EXEC CICS command.
- 6 Catalog record format error – no resource manager prefix.

**System Action:** In cases 1, 2, 3, and 6, normal processing continues.

In cases 4 and 5, DFHZXCU ABENDS

**User Response:** Note the message. Resources and states may be incorrect if the alternate takes over. If many of these messages are issued, then it is likely that there is a more general problem.

**Destination:** Console

**Module:** DFHZXCU

---

**DFH6493E XRF TRACKING RECORD COULD NOT BE SENT** xxxx xxxx xxxx xxxx xxxx

**Explanation:** The XRF catch-up program obtained a bad return code from the XRF message manager and was unable to send a record that the alternate would require to obtain a correct copy of the active. The inserts (internal diagnostic information) are as follows:

- 1 – **WMSRETC**  
DFHWMS return code (see DFHWMSPS)
- 2 – **WMSREASN**  
DFHWMS reason code (see DFHWMSPS)
- 3 – **XTR-KEY-VALUE**  
Key of tracking record
- 4 – **XTR-ID**  
Record ID:  
**zero** Tracking  
**nonzero** Catch-up
- 5 – **XTR-TYPE**  
Record type (see DFHZXTR):  
**X** Tracking control  
**C** TCT contents  
**S** ZCP session tracking

**System Action:** Normal processing continues.

**User Response:** Note the message. Resources and states may be incorrect if the alternate takes over. If many of these messages are issued, then it is likely that there is a more general problem.

**Destination:** Console and CSMT

**Module:** DFHZXCU, DFHZXST, DFHTCRP, DFHTBSSP

---

**DFH6494I XRF SESSION STATE CATCH-UP ENDED**

**Explanation:** The XRF catch-up program has just finished an attempt to send messages to allow a newly signed-on alternate CICS/VSE to bring itself up to date with respect to the bound or unbound session states.

**System Action:** Normal processing continues.

**User Response:** None

**Destination:** CSMT

**Module:** DFHZXCU

---

**DFH6495I XRF SESSION STATE CATCH-UP STARTED**

**Explanation:** The XRF catch-up program is about to start an attempt to send messages to allow a newly signed-on alternate CICS/VSE to bring itself up to date with respect to the bound or unbound session states.

**System Action:** Normal processing continues.

**User Response:** None

**Destination:** CSMT

**Module:** DFHZXCU

---

**DFH6496I XRF TCT CONTENTS CATCH-UP ENDED**

**Explanation:** The XRF catch-up program has just finished an attempt to send messages to allow a newly signed-on alternate CICS/VSE to bring itself up to date with respect to the contents of the TCT.

**System Action:** Normal processing continues.

**User Response:** None

**Destination:** CSMT

**Module:** DFHZXCU

---

**DFH6497I XRF TCT CONTENTS CATCH-UP STARTED**

**Explanation:** The XRF catch-up program is about to start an attempt to send messages to allow a newly signed-on alternate CICS/VSE to bring itself up to date with respect to the contents of the TCT.

**System Action:** Normal processing continues.

**User Response:** None

**Destination:** CSMT

**Module:** DFHZXCU

---

**DFH6498I XRF CATCH-UP ENDED**

**Explanation:** The XRF catch-up program has just finished an attempt to send messages to allow a newly signed-on alternate CICS/VSE to bring itself up to date.

**System Action:** Normal processing continues.

**User Response:** None

**Destination:** CSMT

**Module:** DFHZXCU

---

**DFH6499I XRF CATCH-UP STARTED**

**Explanation:** The XRF catch-up program is about to start an attempt to send messages to allow a newly signed-on alternate CICS/VSE to bring itself up to date.

**User Response:** None

**System Action:** Normal processing continues.

**Destination:** CSMT

**Module:** DFHZXCU



---

## DFH65xx XRF General and Alternate Messages

---

**DFH6500** – *specificid* : SIGNING ON TO THE CAVM AS ALTERNATE WITH GENERIC APPLID *genericid*

**Explanation:** This is an informational message issued from the CICS/VSE task. It indicates that the system is about to sign on to the CICS/VSE availability manager (CAVM) as alternate. The message insert provides the generic applid.  
**System Action:** CICS/VSE initialization is delayed until the sign on request has been processed. In general the delay will be insignificant. In those cases where the delay is significant messages will be produced by the CAVM to note the reasons.  
**User Response:** None

**Note:** If the active CICS/VSE system tries to open the CAVM datasets (issuing message DFH6400I) at the same time as the alternate, you may see two VSE VSAM open error messages for the system that is later in attempting the VSAM open. The format of the messages is:

```
4228I FILE DFHXMSG OPEN ERROR X'A8' .....
4228I FILE DFHXCTL OPEN ERROR X'A8' .....
```

You can ignore these messages, because the affected CICS/VSE will retry the open after a short interval. This attempt will succeed, provided the first system's open has ended normally, leaving the datasets in shared status.

**Destination:** Console  
**Module:** DFHXRA

---

**DFH6501** – *specificid* : SIGN ON TO THE CAVM AS ALTERNATE ACCEPTED

**Explanation:** This is an informational message issued from the CICS/VSE task. It indicates that the sign on request (refer to message DFH6500) has been accepted by the CAVM.  
**System Action:** CICS/VSE initialization is resumed.  
**User Response:** None  
**Destination:** Console  
**Module:** DFHXRA

---

**DFH6502** – *specificid* : SIGN ON TO THE CAVM AS ALTERNATE REJECTED

**Explanation:** This is an informational message issued from the CICS/VSE task. It indicates that the sign on request (refer to message DFH6500) has been rejected by the CAVM. Messages will be produced by the CAVM to note the reasons for rejecting the request.  
**System Action:** CICS/VSE initialization will be terminated.  
**User Response:** None  
**Destination:** Console  
**Module:** DFHXRA

---

**DFH6503** – *specificid* : SIGN ON OF *specificid* TO THE CAVM AS ACTIVE DETECTED

**Explanation:** This is an informational message issued from the CICS/VSE task. It indicates that CICS/VSE has been notified that the named active CICS/VSE has signed on to the CAVM.  
**System Action:** CICS/VSE initialization continues.  
**User Response:** None  
**Destination:** Console  
**Module:** DFHXRSP

---

**DFH6507** – *specificid* : SIGN OFF NORMAL FROM THE CAVM DETECTED

**Explanation:** This is an informational message issued from the CICS/VSE task. It indicates that CICS/VSE has been notified that active CICS/VSE has signed off from the CAVM.  
**System Action:** CICS/VSE processing is terminated.  
**User Response:** None  
**Destination:** Console  
**Module:** DFHXRSP

---

**DFH6511** *specificid* : SIGN OFF ABNORMAL FROM THE CAVM DETECTED

**Explanation:** This is an informational message issued from the CICS/VSE task. It indicates that CICS/VSE has been notified that active CICS/VSE has signed off from the CAVM.  
**System Action:** The action taken depends on the current value of the takeover option; this is specified in the system initialization table; the CEBT SET TAKEOVER command is used to change the value. A takeover request will be passed to the CAVM if the current value of the takeover option is either AUTOMATIC or MANUAL.  
**User Response:** The user response, if any, will be installation dependent.  
**Destination:** Console  
**Module:** DFHXRSP

---

**DFH6512** – *specificid* : TAKEOVER REQUEST PASSED TO THE CAVM

**Explanation:** This is an informational message issued from the CICS/VSE task. It indicates that the system is about to request the CAVM to initiate takeover.  
**System Action:** CICS/VSE initialization continues.  
**User Response:** None  
**Destination:** Console  
**Module:** DFHXRA

---

**DFH6513** – *specificid* : TAKEOVER REQUEST ACCEPTED BY THE CAVM

**Explanation:** This is an informational message issued from the CICS/VSE task. It indicates that the takeover request (refer to message DFH6512) has been accepted by the CAVM.  
**System Action:** CICS/VSE initialization continues.  
**User Response:** None  
**Destination:** Console  
**Module:** DFHXRA

---

**DFH6514** – *specificid* : TAKEOVER REQUEST REJECTED BY THE CAVM

**Explanation:** This is an informational message issued from the CICS/VSE task. It indicates that the takeover request (refer to message DFH6512) has been rejected by the CAVM. Messages will be produced by the CAVM to note the reasons for rejecting the request.  
**System Action:** CICS/VSE initialization continues.  
**User Response:** None  
**Destination:** Console  
**Module:** DFHXRA

---

---

**DFH6516** – *specificid* : APPARENT FAILURE OF ACTIVE CICS DETECTED

---

**Explanation:** This is an informational message issued from the CICS/VSE task. It indicates that CICS/VSE has been notified that active CICS/VSE appears to have failed.

**System Action:** The action taken depends on the current value of the takeover option; this is specified in the system initialization table; the CEBT SET TAKEOVER command is used to change the value. A takeover request will be passed to the CAVM if the current value of the takeover option is AUTOMATIC; message DFH6518 will be sent to the console if the current value is MANUAL.

**User Response:** Determine the reason for the apparent failure of active CICS/VSE.

**Destination:** Console

**Module:** DFHXRSP

---

**DFH6517** – *specificid* : RECOVERY OF ACTIVE CICS DETECTED

---

**Explanation:** This is an informational message issued from the CICS/VSE task. It indicates that CICS/VSE has been notified that active CICS/VSE has recovered from the apparent failure reported by message DFH6516.

**System Action:** CICS/VSE initialization continues.

**User Response:** None.

**Destination:** Console

**Module:** DFHXRSP

---

**DFH6518** – *specificid* : APPARENT FAILURE OF ACTIVE CICS DETECTED. REPLY TAKEOVER OR IGNORE

---

**Explanation:** This is an action message issued from the CICS/VSE task. It is issued when the current value of the active CICS/VSE appears to have failed.

**System Action:** If the reply is TAKEOVER then CICS/VSE will request the CAVM to initiate takeover. If the reply is IGNORE then CICS/VSE will assume one of the following:

1. Active CICS/VSE will recover from the apparent failure.
2. Active CICS/VSE will be restarted.
3. The CEBT PERFORM TAKEOVER command will be used to initiate takeover.

Subsequent events may mean that the user need not reply to message DFH6518

1. Messages DFH6517 and DFH6519 will be sent to the console if CICS/VSE is notified that active CICS/VSE has recovered from the apparent failure reported by message DFH6516.
2. Messages DFH6511 and DFH6519 will be sent to the console if CICS/VSE is notified that active CICS/VSE has signed off abnormally from the CAVM.

**User Response:** Determine the reason for the apparent failure of active CICS/VSE and decide what reply is required.

**Destination:** Console

**Module:** DFHXRSP

---

**DFH6519** – *specificid* : THE REPLY TO MESSAGE DFH6518 IS ASSUMED TO BE IGNORE

---

**Explanation:** This is an informational message issued from the CICS/VSE task. It indicates that CICS/VSE no longer requires the user to respond to message DFH6518.

**System Action:** CICS/VSE initialization continues.

**User Response:** None.

**Destination:** Console

---

**Module:** DFHXRSP

---

**DFH6520** – *specificid* : CICS SHUTDOWN INITIATED BY CAVM EVENT

---

**Explanation:** This is an informational message issued from the CICS/VSE task. CICS/VSE initiated shutdown will occur in the following situations:

1. CICS/VSE is notified that active CICS/VSE has signed off normally from the CAVM; message DFH6507 will have been sent to the console.
2. CICS/VSE is notified that active CICS/VSE has been restarted "in place"; message DFH6511 will have been sent to the console.
3. CICS/VSE assumes that the active CICS/VSE has signed off normally from the CAVM; message DFH6522 will have been sent to the console.

**System Action:** CICS/VSE terminates normally, but note that takeover will not occur should (active) CICS/VSE fail.

**User Response:** Consider restarting (alternate) CICS/VSE.

**Destination:** Console

**Module:** DFHXRSP

---

**DFH6521** – *specificid* : CICS SHUTDOWN INITIATED BY CEBT COMMAND

---

**Explanation:** This is an informational message issued from the CICS/VSE task.

**System Action:** CICS/VSE terminates normally.

**User Response:** None.

**Destination:** Console

**Module:** DFHXRCP

---

**DFH6522** – *specificid* : SIGN OFF NORMAL FROM THE CAVM ASSUMED

---

**Explanation:** This is an informational message issued from the CICS/VSE task. It indicates that CICS/VSE has assumed that the active CICS/VSE has signed off from the CAVM. This is likely to occur when the alternate CICS/VSE is running on *processor 1* and:

1. Active CICS/VSE is started on *processor 2*.
2. *Processor 2* is re-ipld.
3. Active CICS/VSE is restarted on *processor 2*.

**System Action:** CICS/VSE processing is terminated.

**User Response:** None

**Destination:** Console

**Module:** DFHXRSP

---

**DFH6523** – *specificid* : CAVM FAILURE DETECTED. CICS CANNOT CONTINUE AS ALTERNATE

---

**Explanation:** This is an informational message issued from the CICS/VSE task. It indicates that CICS/VSE has been notified that the CAVM has failed. Messages will be produced by the CAVM to note the reasons for failure.

**System Action:** CICS/VSE terminates abnormally.

**User Response:** Correct the error.

**Destination:** Console

**Module:** DFHXRSP

---

**DFH6524** – *specificid* : CAVM ERROR DETECTED. CICS CANNOT CONTINUE AS ALTERNATE

---

**Explanation:** This is an informational message issued from the CICS/VSE task. It indicates that CICS/VSE has been notified that the CAVM has detected an error that prevents

CICS/VSE from continuing as an alternate. This would be the case, for example, where the alternate CICS/VSE has been unable to keep up with the messages generated by the active CICS/VSE. Messages will be produced by the CAVM to note the reasons for failure.

**System Action:** CICS/VSE terminates abnormally with VSE return code 0213.

**User Response:** Correct the error.

**Destination:** Console

**Module:** DFHXRSR

**DFH6526** – *specificid* : MESSAGE RECEIVED FOR UNSUPPORTED QUEUE X'queue'.

**Explanation:** This is an informational message issued from the CICS/VSE task. A tracking message has been received for queue *queue*. However, this queue is not recognized by CICS/VSE.

**System Action:** CICS/VSE processing continues but tracking messages for queue *queue* are ignored.

**User Response:** If both CICS/VSE systems are at the same level, check why the active CICS/VSE system has written data. Ensure that the queue name has not been corrupted.

**Destination:** Console

**Module:** DFHXRB

**DFH6528** – *specificid* : UNABLE TO LINK TO PROGRAM DFHXRCR

**Explanation:** This is an informational message issued from the CICS/VSE task. It indicates that CICS/VSE is unable to link to program DFHXRCR and is therefore unable to react to any CEBT commands entered from the console.

The most likely reason is that DFHXRCR is missing from the data sets concatenated in the LIBRARY SEARCH statement. This error might also occur if the DSA is not large enough.

**System Action:** CICS/VSE terminates abnormally.

**User Response:** Ensure that DFHXRCR is included in the data sets concatenated in the LIBRARY SEARCH statement. If you suspect that the DSA is too small, see the *CICS System Definition and Operations Guide* for guidance on determining the size of the DSA.

**Destination:** Console

**Module:** DFHXRE

**DFH6529** – *specificid* : UNABLE TO LINK TO PROGRAM DFHXTCI

**Explanation:** This is an informational message issued from the CICS/VSE task. It indicates that CICS/VSE is unable to link to program DFHXTCI and is therefore unable to switch those XRF capable terminals that have been bound.

The most likely reason is that DFHXTCI is missing from the data sets concatenated in the LIBRARY SEARCH statement. This error might also occur if the DSA is not large enough.

**System Action:** CICS/VSE terminates abnormally.

**User Response:** Ensure that DFHXTCI is included in the data sets concatenated in the LIBRARY SEARCH statement. If you suspect that the DSA is too small, see the *CICS System Definition and Operations Guide* for guidance on determining the size of the DSA.

**Destination:** Console

**Module:** DFHXRF

**DFH6530** – *specificid* : START=STANDBY SPECIFIED. CICS START-UP IS TERMINATED BECAUSE XRF=NO IS SPECIFIED

**Explanation:** START=STANDBY and XRF=NO cannot be specified together.

**System Action:** CICS/VSE terminates abnormally with VSE abend code 0204.

**User Response:** Correct the conflicting values of the operands START and XRF.

**Destination:** Console

**Module:** DFHSIC1

**DFH6540I** XRF HAS FAILED. ERROR NUMBER *nm* ON XRF MESSAGE DATA SET IN CONTROL INTERVAL WITH RBA HEX '*xx*'

**Explanation:** This is an informational message indicating that the XRF message manager has encountered a problem with the contents of the given control interval in the message data set. The message gives an error number *nm* with one of the following values and meanings:

- 1 The CI does not contain an XRF message manager control record.
- 2 The XRF message control record contains a cycle number less than that of the current read cycle.
- 3 The XRF message manager did not find a message record boundary where it expected one.
- 4 There is an XRF message sequence number error.
- 5 The CIDF is invalid (for example, the free area length is negative).
- 6 The length in the RDF is less than the length of a message record header, or is inconsistent with the data length in the message record header.
- 7 The end of the record lies outside the data area defined by the data length field of the CIDF.

**System Action:** Surveillance by the alternate system ceases.

**User Response:** Check that the active and alternate systems are using the same pair of datasets for XRF surveillance. If so this is almost certainly a CICS/VSE error affecting either the alternate system, or the active, or both.

**Destination:** Console

**Module:** DFHWMRD

**DFH6541I** XRF HAS FAILED. THE XRF MESSAGE READER IN THE ALTERNATE SYSTEM HAS FALLEN TOO FAR BEHIND

**Explanation:** For some reason the alternate system has been unable to keep up with the messages generated by the active CICS/VSE system. Its read position in the wrap-round message data set has been 'lapped' by the active system.

**System Action:** Surveillance by the alternate system ceases.

**User Response:** Try to determine and correct the reason for the delay to the alternate system. It may be that the message data set is too small to allow adequate buffering, or the message data set has been reserved by the active processor - not necessarily by the active CICS/VSE.

**Destination:** Console

**Module:** DFHWMRD

---

**DFH6560A**     *specificid* : **TERMINATION COMMAND**  
**FAILED: command**

**Explanation:** The command issued by the alternate CICS/VSE during takeover to terminate the active CICS/VSE failed. VSE rejected the system operator command *command* issued under program control as being invalid.

**System Action:** Message DFH6561 or DFH6562 will also be displayed. The alternate CICS/VSE continues with its processing to detect termination of the active CICS/VSE job.

**User Response:** The system operator must ensure the active CICS/VSE job terminates. See messages DFH6561 and DFH6562. For problem determination, console log hard copy may be needed.

**Destination:** Console

**Module:** DFHWTI

---

**DFH6561D**     – *specificid* : **WHEN ACTIVE JOB**  
*powerjobname,powerno* **ENDS REPLY JOB OR**  
**WHEN CEC powersysid HAS FAILED REPLY**  
**CEC**

**Explanation:** Takeover by the alternate CICS/VSE cannot proceed for one of the following reasons:

- The alternate CICS/VSE cannot construct a suitable system operator command to terminate the active CICS/VSE job due to missing information in the CLT currently in use.
- The alternate CICS/VSE issued a system operator command under program control to terminate the active CICS/VSE job but it failed. Message DFH6560 was produced.
- Having issued a system operator command under program control to terminate the active CICS/VSE job, the time taken for the active CICS/VSE job to terminate has exceeded the period specified by the initialization parameter XRFTODI.

The active CICS/VSE job was started on a different processor than the alternate CICS/VSE. Takeover cannot continue until:

- The active CICS/VSE job with POWER job name *powerjobname* and POWER job number *powerno* has ended, or
- The processor with the POWER system identifier *powersysid* is inoperative.

**System Action:** The alternate CICS/VSE waits for a reply but continues with its processing to detect termination of the active CICS/VSE job. If termination of the active CICS/VSE job occurs while a reply to this message is outstanding, this message is deleted, message DFH6564 is displayed and takeover continues. No reply is required. If reply JOB is entered, takeover continues. If reply CEC is entered, takeover continues but also an internal record is created indicating that the processor is inoperative at this time. Other alternate CICS/VSE systems which have issued this message and are waiting for a reply, and whose active CICS/VSE jobs were executing on the processor specified, will detect the internal record of the failed processor. Having done so they delete the outstanding reply, issue message DFH6563 and continue with their takeover.

**User Response:** If termination of the specified job occurs while this reply is outstanding, the message is deleted and no action by the system operator is required. In this case message DFH6564 will be displayed. If there are no other alternate CICS/VSE systems performing a takeover:

1. Ensure the active CICS/VSE job with the specified job name and POWER job number terminates. This must be done before the next step.
2. When termination occurs reply JOB if message DFH6564 is not displayed.

With more than one alternate CICS/VSE performing a takeover either respond as described above for each message DFH6561 or

1. Ensure that the processor with the specified POWER system identifier *powersysid* is inoperative at this time. For example, the system operator may choose to select System Reset on the processor concerned. This must be done before the next step.
2. Reply CEC.

**Destination:** Console

**Module:** DFHWTI

---

**DFH6562D**     – *specificid* : **WHEN ACTIVE JOB**  
*powerjobname,powerno* **ENDS REPLY GO**

**Explanation:** Takeover by the alternate CICS/VSE cannot proceed for one of the following reasons:

1. The alternate CICS/VSE issued a system operator command under program control to terminate the active CICS/VSE job but it failed. Message DFH6560 was produced.
2. Having issued a system operator command under program control to terminate the active CICS/VSE job, the time taken for the active CICS/VSE job to terminate has exceeded the period specified by the initialization parameter XRFTODI.

The active CICS/VSE job was started on the same processor as the alternate CICS/VSE. Takeover cannot continue until the active CICS/VSE job with the specified job name and POWER job number has ended.

**System Action:** The alternate CICS/VSE waits for a reply but continues with its processing to detect termination of the active CICS/VSE job. If termination of the active CICS/VSE job occurs while a reply to this message is outstanding, this message is deleted, message DFH6564 is displayed and takeover continues. No reply is required. If reply GO is entered, takeover continues.

**User Response:** If termination of the specified job occurs while this reply is outstanding, the message is deleted and no action by the system operator is required. In this case message DFH6564 will be displayed. Ensure the active CICS/VSE job with the specified job name and POWER job number terminates. When termination has occurred reply GO if message DFH6564 is not displayed.

**Destination:** Console

**Module:** DFHWTI

---

**DFH6563I**     – *specificid* : **ACTIVE JOB**  
*powerjobname,powerno* **ENDED DUE TO**  
**FAILURE OF CEC powersysid**

**Explanation:** During takeover, the alternate CICS/VSE has detected that the processor with POWER system identifier *powersysid* has failed and therefore that the active CICS/VSE job with POWER job name *powerjobname* and POWER job number *powerno* is regarded to have ended.

**System Action:** The alternate CICS/VSE continues with its takeover processing.

**User Response:** None

**Destination:** Console

**Module:** DFHWTI

---



---

**DFH6564I** – *specificid* : **TERMINATION OF ACTIVE JOB**  
*powerjobname.powerno* DETECTED

**Explanation:** During takeover, the alternate CICS/VSE has detected that the active CICS/VSE job with specified POWER job name and number has ended.

**System Action:** The alternate CICS/VSE continues with its takeover processing.

**User Response:** None

**Destination:** Console

**Module:** DFHWTI

---

**DFH6566I** – *specificid* : **DFHCLTxx NOT LINK-EDITED**  
**REENTERABLE**

**Explanation:** The CLT currently in use was found not to have been link-edited with the reenterable module attribute. The initialization option CLT=xx specifies the suffix of the CLT currently in use by this alternate CICS/VSE.

**System Action:** Processing continues.

**User Response:** See later message issued by the alternate CICS/VSE.

**Destination:** Console

**Module:** DFHWTI

---

**DFH6567I** – *specificid* : **APPLID *applid* NOT FOUND IN**  
**DFHCLTxx**

**Explanation:** The CLT currently in use was found not to contain the APPLID *applid*. The initialization option CLT=xx specifies the suffix of the CLT currently in use by this alternate CICS/VSE.

**System Action:** Processing continues.

**User Response:** See the associated message issued by the alternate CICS/VSE.

**Destination:** Console

**Module:** DFHWTI

---

**DFH6568I** – *specificid* : **JOBNAME *powerjobname* NOT**  
**FOUND IN DFHCLTxx**

**Explanation:** The CLT currently in use was found not to contain the specified job name associated with the APPLID of this alternate CICS/VSE. *powerjobname* is that to be used on the system operator command which the alternate CICS/VSE issues under program control to terminate the active CICS/VSE job during takeover. The initialization option CLT=xx specifies the suffix of the CLT currently in use by this alternate CICS/VSE.

**System Action:** Processing continues.

**User Response:** See the associated message issued by the alternate CICS/VSE.

**Destination:** Console

**Module:** DFHWTI

---

**DFH6572I** – *specificid* : **UNABLE TO LOAD DFHCLTxx**

**Explanation:** The command list table defined for use by the alternate CICS/VSE that issued this message cannot be loaded.

**System Action:** Processing continues.

**User Response:** See the associated message issued by the alternate CICS/VSE.

**Destination:** Console

**Module:** DFHWTI

---

**DFH6573I** – *specificid* : **LOAD MODULE DFHCLTxx IS**  
**NOT A VALID CLT**

**Explanation:** The load module DFHCLTxx is not a valid CLT assembled using the current release of CICS/VSE.

**System Action:** Processing continues.

**User Response:** See the associated message issued by the alternate CICS/VSE.

**Destination:** Console

**Module:** DFHWTI

---

**DFH6574I** – *specificid* : **ERROR FOUND WITH DFHCLTxx**

**Explanation:** The alternate CICS/VSE that issued this message performed a check on the CLT contents and found an error. If the CLT specified is used during a future takeover, the takeover may not be successful.

**System Action:** Processing continues.

**User Response:** Verify that the alternate CICS/VSE job is authorized to perform a takeover of the active CICS/VSE and take appropriate action if not. Locate the previous message issued by this alternate CICS/VSE, which provides details of the CLT error. Perform the appropriate source edit, assembly and link-edit tasks necessary to make a correct CLT available for this alternate CICS/VSE. The new copy of the CLT will be loaded during takeover.

**Destination:** Console

**Module:** DFHWTI

---

**DFH6576I** – *specificid* : **CLT PROCESSING NOT**  
**POSSIBLE DUE TO ERROR IN DFHCLTxx**

**Explanation:** During takeover the alternate CICS/VSE that issued this message performed a check on the CLT contents and found an error. A previous message specifies the error.

**System Action:** Commands in the CLT are not issued by this alternate CICS/VSE. Other takeover processing continues.

**User Response:** Verify the alternate CICS/VSE job is authorized to perform a takeover of the active CICS/VSE and take appropriate action if not. If the takeover is to be successful, the system operator should monitor and coordinate execution of the active CICS/VSE and alternate CICS/VSE jobs in the XRF complex.

Perform the appropriate source edit, assembly and link-edit tasks necessary to correct the CLT.

**Destination:** Console

**Module:** DFHWTI

---

**DFH6577D** – *specificid* : **NOT AUTHORIZED TO**  
**CANCEL JOB *powerjobname.powerno* ON CEC**  
*powersysid*, **IF OK AND ENDED, REPLY JOB**  
**OR CEC**

**Explanation:** The issuing alternate CICS/VSE is attempting a takeover of the specified active CICS/VSE job but the CLT in use does not have the necessary contents to fully authorize takeover. A previous message has been issued that specifies the error with the CLT.

In addition, takeover by the alternate CICS/VSE cannot proceed for one of the following reasons:

1. The alternate CICS/VSE cannot construct a suitable system operator command to terminate the active CICS/VSE due to missing information in the CLT currently in use. A previous message specifying the CLT error has been issued.

- The alternate CICS/VSE issued a system operator command under program control to terminate the active CICS/VSE job but it failed. Message DFH6560 was produced.
- Having issued a system operator command under program control to terminate the active CICS/VSE job, the time taken for the active CICS/VSE job to terminate has exceeded the period specified by the initialization parameter XRFTODI.

The active CICS/VSE job was started on a different processor to that of the alternate CICS/VSE.

Takeover cannot continue until:

- The active CICS/VSE job with POWER job name *powerjobname* and POWER job number *powerno* has ended.
- The processor with the POWER system identifier *powersysid* is inoperative.

**System Action:** The alternate CICS/VSE waits for a reply but continues with its processing to detect termination of the active CICS/VSE job.

If termination of the active CICS/VSE job occurs while a reply to this message is outstanding, this message is deleted, message DFH6564 is displayed and takeover continues. No reply is required.

If reply JOB is entered, takeover continues.

If reply CEC is entered, takeover continues but also an internal record is created indicating that the processor is inoperative at this time. Other alternate CICS/VSE systems that have issued this message and are waiting for a reply, and whose active CICS/VSE jobs were executing on the processor specified, will detect the internal record of the failed processor. Having done so they delete the outstanding reply, issue message DFH6563 and continue with their takeover.

**User Response:** Verify that the alternate CICS/VSE job is authorized to perform a takeover of the active CICS/VSE and take appropriate action if not. If termination of the specified job occurs while this reply is outstanding, the message is deleted and no action by the system operator is required. In this case message DFH6564 will be displayed.

If there are no other alternate CICS/VSE systems performing a takeover:

- Ensure the active CICS/VSE job with the specified job name and POWER job number terminates. This must be done before the next step.
- When termination has occurred reply JOB if message DFH6564 is not displayed.

With more than one alternate CICS/VSE performing a takeover either respond as described above for each message DFH6561 or:

- Ensure the processor with the specified VSE system identifier (SID) is inoperative at this time. For example, the system operator may choose to select System Reset on the processor concerned. This must be done before the next step.
- Reply CEC.

Perform the appropriate source edit, assembly and link-edit tasks necessary to correct the CLT.

**Destination:** Console

**Module:** DFHWTI

---

**DFH6578D** – *specificid* : NOT AUTHORIZED TO CANCEL JOB *powerjobname*,*powerno*, IF OK AND ENDED, REPLY GO

**Explanation:** The issuing alternate CICS/VSE is attempting a takeover of the specified active CICS/VSE job but the CLT in use does not have the necessary contents to fully authorize takeover. A previous message has been issued which specifies the error with the CLT. In addition, takeover by the alternate CICS/VSE cannot proceed for one of the following reasons:

- The alternate CICS/VSE issued a system operator command under program control to terminate the active CICS/VSE job but it failed. Message DFH6560 was produced.
- Having issued a system operator command under program control to terminate the active CICS/VSE job, the time taken for the active CICS/VSE job to terminate has exceeded the period specified by the initialization parameter XRFTODI.

The active CICS/VSE job was started on the same processor as the alternate CICS/VSE.

Takeover cannot continue until the active CICS/VSE job with the POWER job name *powerjobname* and POWER job number *powerno* has ended.

**System Action:** The alternate CICS/VSE waits for a reply but continues with its processing to detect termination of the active CICS/VSE job.

If termination of the active CICS/VSE job occurs while a reply to this message is outstanding, this message is deleted, message DFH6564 is displayed and takeover continues. No reply is required.

If reply GO is entered, takeover continues.

**User Response:** Verify the alternate CICS/VSE job is authorized to perform a takeover of the active CICS/VSE and take appropriate action if not.

If termination of the specified job occurs while this reply is outstanding, the message is deleted and no action by the system operator is required. In this case message DFH6564 will be displayed.

Ensure the active CICS/VSE job with the specified job name and POWER job number terminates. When termination has occurred reply GO if message DFH6564 is not displayed.

Perform the appropriate source edit, assembly and link-edit tasks necessary to correct the CLT.

**Destination:** Console

**Module:** DFHWTI

---

**DFH6580I** PROGRAM LOGIC ERROR DETECTED

**Explanation:** An internal error has been detected that means CICS/VSE CAVM processing cannot continue.

This message is associated with the FFS call label WTIERREX for global user exit XXFFDSUP.

**System Action:** This CICS/VSE XRF job will fail. CAVM XRF processing issues a first-failure-symptom macro, then cancels the job. An analyzed dump can be produced.

**User Response:** Keep the job output and console log for problem determination. See Part 4 of the *CICS Problem Determination Guide* for guidance on how to get more help with this problem.

**Destination:** Console

**Module:** DFHWTI

---

**DFH6581** – *applid* : FAILED IN XPCC-IDENT OR CONNECT. R15=*r15*, IJBXRETC=*retcode*

**Explanation:** The alternate CICS/VSE failed in an attempt to establish a cross-partition connection to VSE/POWER, the operating system spooler. *applid* is the VTAM application identifier of the CICS/VSE system as defined in the system initialization table (SIT). *r15* is the contents of register 15. *retcode* is the return code from the VSE macro, XPCC.

**System Action:** Usually, the CAVM request issued by this CICS/VSE XRF job will fail. For effect on processing by this CICS/VSE XRF job, see later messages.

**User Response:** For the meaning of the return code and register 15 contents, refer to *VSE/POWER Application Programming*. The failure can arise for one of the following reasons:

- POWER was not started for the system(s).
- POWER had not yet connected to VSE.
- VSE lacks storage to set up control blocks.
- There is an internal error in CICS/VSE.

If, after checking the return codes and any other messages received, you still cannot solve the problem, you may need assistance. See Part 4 of the *CICS Problem Determination Guide* for guidance on how to get more help with this problem.

**Destination:** Console

**Module:** DFHWTI

---

**DFH6582** – *applid* : UNEXPECTED OUTCOME OF XPCC-SEND R15=*r15* IJBXRETC=*retcode* PXPFBKCD=*powercde*

**Explanation:** The alternate CICS/VSE sent a DISPLAY command to the VSE spooler POWER, requesting information about the active job. The request failed. *applid* is the VTAM application identifier of the CICS/VSE system as defined in the system initialization table (SIT). *r15* is the contents of register 15. *retcode* is the return code from the VSE macro, XPCC. *powercde* is the POWER feedback code in field PXPFBKCD.

**System Action:** The CICS/VSE XRF job is cancelled.

**User Response:** This error should not occur, and implies either a mis-formatting of the call, or a fault in POWER or XPCC. See Part 4 of the *CICS Problem Determination Guide* for guidance on how to get more help with this problem.

**Destination:** Console

**Module:** DFHWTI

---

**DFH6583** – *applid* : CANNOT LOCATE DFHCDDAN IN SVA

**Explanation:** CICS/VSE tried to access information that is shared by other CICS/VSE systems in the same CEC. The attempt failed, because the module DFHCDDAN, which serves as an anchor in the SVA for shared data, either could not be loaded or was found to be in non-shared storage.

(*applid* is the VTAM application identifier of the CICS/VSE system as defined in the system initialization table (SIT).)

**System Action:** CICS/VSE continues to run. This, or any subsequent, inquiry on the shared data will be treated as a case of 'nothing found'.

**User Response:** The error should not occur, and implies an error in setting-up. Check that DFHCDDAN is present and defined as an SVA-eligible module. If that does not cure the fault, you will need assistance. See Part 4 of the *CICS Problem Determination Guide* for guidance on how to get more help with this problem.

**Destination:** Console

---

**Module:** DFHWTI

---

**DFH6590I** *tttt,pppp,time* NODE *netname*  
CONVERSATION RESTARTED

**Explanation:** The node specified has been switched to this system following an XRF takeover.

**System Action:** None

**User Response:** None

**Destination:** CSTL

**Module:** DFHZXRC

---

**DFH6591I** *tttt,pppp,time* ERROR PROCESSING XRF SWITCH COMMAND

**Explanation:** The terminal has been switched to this CICS/VSE system following an XRF takeover, but an error was encountered processing the response data.

**System Action:** The state of the session at takeover is uncertain and the session is unbound in order to reset the states. The session will be simlogged on, and will proceed as a normal emergency restart.

**User Response:** Proceed as for a normal emergency restart.

**Destination:** CSMT

**Module:** DFHZXRC

---

**DFH6592I** TRANSACTION HAS BEEN REJECTED - CICS SYSTEM IS BEING RECOVERED. WAIT FOR COMPLETION OF RECOVERY

**Explanation:** A request to initiate a transaction was received whilst the CICS/VSE system was in the process of recovering the session following an XRF takeover.

**System Action:** Depending upon the recovery notification requested for this terminal, the system will send either the XRF recovery message or initiate the XRF recovery transaction.

**User Response:** After the recovery notification has been received, the user is able to continue operations.

**Destination:** Terminal end user

**Module:** DFHZSUP, DFHACP

---

**DFH6593I** *tttt,pppp,time* NODE *netname* BACKUP SESSION STARTED

**Explanation:** The node specified has successfully issued an OPNDST OPTCD=BACKUP command to the connected LU. This is just an informational message.

**System Action:** None

**User Response:** None

**Destination:** CSTL

**Module:** DFHZOPX

---

**DFH6594** *tttt,pppp,time*, NODE *netname* BACKUP SESSION RESET - ACTIVE SESSION ENDED

**Explanation:** The backup system has received a "hierarchical reset" UNBIND on the backup session to the named terminal. This implies that the active session has ended normally.

**System Action:** A CLSDST macro is issued.

**User Response:** None

**Destination:** CSTL

**Module:** DFHZNSP, DFHZSCX

---

---

**DFH6595**     *tttt,pppp,time* NODE *netname* BACKUP  
SESSION NOT ATTEMPTED

**Explanation:** The backup system has abandoned the attempt to establish a backup session before the OPNDST command was issued for one of the following reasons:

- There is no XRF support in VTAM (TCTVXRFS).
- The TCTTE is flagged as a secondary. This CICS receives the BIND, but does not send it. (TCTE2RY).
- The TCTTE indicates that the LOGMODE keyword was specified on the terminal definition.
- The active system has terminated and the backup system is in the process of taking over.

**System Action:** Do not attempt a backup session. If this system takes over, the autoconnect process attempts to acquire a session. In this case, it probably takes longer for the session to become available for use.

**User Response:** Rectify the error, or downgrade the recovery option specified for this terminal.

If the backup bind was rejected because the alternate was taking over, autoconnect can be used to reestablish this session, or the node error program (NEP) can be modified to add SIMLOGON as an action for this message. Normal XRF recovery procedures do not take place.

**Destination:** CSTL

**Module:** DFHZSCX

---

**DFH65961**     CICS TERMINAL CONTROL PROGRAM  
CANNOT SUPPORT XRF FUNCTIONS

**Explanation:** The VTAM ACB has been opened, and the function level of the terminal control program (ZCP) and VTAM has been examined. It has been determined that XRF Terminal functions cannot be supported in this execution of CICS/VSE. This can be because one of the DFHZC\* modules or the TCT was assembled against a pre-3.1.1 version of VTAM, or because the level of VTAM that has just been opened is pre-3.1.1.

**System Action:** Processing continues, but no VTAM XRF functions can be supported.

**User Response:** If VTAM XRF functions are required, check the assembly of each of the DFHZC\* modules and the TCT. If a pre-3.1 VTAM was used in the assembly process then a warning MNOTE will have been issued. The relevant modules should then be re-assembled against the correct level of VTAM. If the assembly of all modules is correct, then the VTAM used in this execution is at a pre-3.1 level.

**Destination:** Console

**Module:** DFHZSLS

---

**DFH65971**     *tttt,pppp,time* NODE *netname* XRF SWITCH  
COMMAND COMPLETED IN ERROR

**Explanation:** The SESSIONC OPTCD=SWITCH command was issued to takeover the session, but the area passed to VTAM to hold the response data was too small.

**System Action:** The session is unbound and then reacquired.

**User Response:** See Part 4 of the *CICS Problem Determination Guide* for guidance on how to get more help with this problem.

**Destination:** CSMT

**Module:** DFHZSEX

---

**DFH6598**     – VTAM SHUTDOWN IN XRF ALTERNATE  
SYSTEM. CICS WILL ABEND

**Explanation:** The TPEND exit has been driven because VTAM has been shut down. This is an XRF alternate system and it cannot continue without VTAM.

**System Action:** The system is abended.

**User Response:** Determine why VTAM was shut down. If an XRF alternate system is required, it can be restarted and it will attempt to open the VTAM ACB.

**Destination:** stem console

**Module:** DFHZNAC, DFHZTPX

---

**DFH6599**     – *specificid* : STATE CHANGE WORK  
ELEMENT GETVIS FAILURE

**Explanation:** A work element GETVIS issued by the CAVM has failed.

**System Action:** CICS/VSE terminates abnormally.

**User Response:** Increase the partition GETVIS.

**Destination:** Console

**Module:** DFHXRB

---

## DFH66xx XRF CAVM Messages



---

**DFH6600I** – *specificid* : CAVM DATA SET  
INITIALIZATION FAILED

**Explanation:** The CICS/VSE job which displayed this message attempted to sign on to the CAVM but the sign-on request failed because the CAVM data sets could not be initialized properly. This is due to one of the following:

- The data set formatting subtask had not completed its processing in 2 minutes. This might occur if locks issued by jobs (not necessarily CICS/VSE) running in other processors cause a CAVM data set's DASD volume or a VSAM catalogue to remain inaccessible for a protracted period.
- SIGNON found that one of the CAVM data sets had already been formatted by a different CICS/VSE job but that the other was either empty or could not be opened because of conflict with another user of the data set. SIGNON waited for the other CICS/VSE job to finish the data set formatting, but 5 minutes later, this still had not been done. This might occur if an CICS/VSE job failed during data set formatting. A specific error reported in a previous message prevented successful completion of data set initialization.

**System Action:** See following message issued by this CICS/VSE job.

**User Response:** Correct the JCL or redefine the CAVM data sets if necessary and resubmit the CICS/VSE job. See the *CICS System Definition and Operations Guide* for information on CAVM data sets.

**Destination:** Console

**Module:** DFHWSSN3

---

**DFH6603I** – *specificid* : CAVM DATA SET *dsname* IS  
INVALID

**Explanation:** The CICS/VSE job which displayed this message issued a SIGNON to the CAVM. The CAVM is attempting to open the CAVM data sets, but the error condition described in the message text has been detected.

**System Action:** See following message issued by this CICS/VSE job.

**User Response:** See message DFH6600

**Destination:** Console

**Module:** DFHWSSN3

---

**DFH6604I** – *specificid* : CAVM DATA SET *dsname* MUST  
BE A VSAM ESDS

**Explanation:** The CICS/VSE job which displayed this message issued a SIGNON to the CAVM. The CAVM is attempting to open the CAVM data sets, but the error condition described in the message text has been detected.

**System Action:** See following message issued by this CICS/VSE job.

**User Response:** See message DFH6600

**Destination:** Console

**Module:** DFHWSSN3

---

**DFH6605I** – *specificid* : CI SIZES OF PAIRED CAVM  
DATA SETS MUST BE EQUAL

**Explanation:** The CICS/VSE job which displayed this message issued a SIGNON to the CAVM. The CAVM is attempting to open the CAVM data sets, but the error condition described in the message text has been detected.

**System Action:** See following message issued by this CICS/VSE job.

**User Response:** See message DFH6600

**Destination:** Console

**Module:** DFHWSSN3

---

**DFH6606I** – *specificid* : CI SIZE OF CAVM DATA SET  
*dsname* MUST BE AT LEAST 4K

**Explanation:** The CICS/VSE job which displayed this message issued a SIGNON to the CAVM. The CAVM is attempting to open the CAVM data sets, but the error condition described in the message text has been detected.

**System Action:** See following message issued by this CICS/VSE job.

**User Response:** See message DFH6600

**Destination:** Console

**Module:** DFHWSSN3

---

**DFH6608I** – *specificid* : I/O ERROR ACCESSING CAVM  
DATA SET *dsname* DURING SIGNON

**Explanation:** The CICS/VSE job which displayed this message issued a SIGNON to the CAVM. The CAVM is attempting to access the CAVM data sets, but the error condition described in the message text has been detected.

**System Action:** See following message issued by this CICS/VSE job.

**User Response:** See message DFH6600

**Destination:** Console

**Module:** DFHWSSN3

---

**DFH6609I** – *specificid* : CAVM DATA SET *dsname* IS OF  
THE WRONG TYPE OR ITS FORMAT IS  
INCOMPATIBLE WITH THIS CODE LEVEL

**Explanation:** The CICS/VSE job that displayed this message issued a SIGNON to the CAVM. However, the CAVM found that the information in the data set's control record either did not agree with its intended use or had been placed there by an incompatible level of CAVM code. This will occur if:

- The data set with filename DFHXRCTL is not empty and has already been used for something other than a CAVM control data set or by an incompatible level of CAVM code.
- The data set with filename DFHXRMMSG is not empty and has already been used for something other than a CAVM message data set or by an incompatible level of CAVM code.

**System Action:** See following message issued by this CICS/VSE job.

**User Response:** See message DFH6600

**Destination:** Console

**Module:** DFHWSSN3

---

**DFH6610I** – *specificid* : CAVM DATA SET *dsname* DOES  
NOT BELONG TO THE GENERIC APPLID  
SPECIFIED AT SIGNON

**Explanation:** The CICS/VSE job which displayed this message issued a SIGNON to the CAVM. However, the CAVM found that the generic APPLID specified in the sign-on request did not match that saved in the CAVM data set's control record when the data set was first formatted.

**System Action:** See following message issued by this CICS/VSE job.

**User Response:** See message DFH6600

**Destination:** Console

**Module:** DFHWSSN3

---

---

**DFH6611I** – *specificid* : CAVM DATA SETS DO NOT FORM A VALID PAIR

**Explanation:** The CICS/VSE job that displayed this message issued a SIGNON to the CAVM. However, the CAVM found that the time stamps that were placed in the control records of the two data sets when they were first formatted do not match. This will occur unless the two CAVM data sets were used for the first time as a pair by a single CICS/VSE job.

**System Action:** See following message issued by this CICS/VSE job.

**User Response:** See message DFH6600

**Destination:** Console

**Module:** DFHWSSN3

---

**DFH6617I** – *specificid* : LABEL ERROR PRIOR TO FORMATTING CAVM DATA SET *dsname*

**Explanation:** The CICS/VSE XRF job which displayed this message issued a SIGNON to the CAVM. CAVM was attempting to gain exclusive access to a CAVM data set, in order to format it. In the process, CAVM issued a LABEL macro to identify the data set and the LABEL macro gave an unexpected return code. Possible causes of the LABEL failure include:

- I/O error.
- VTOC is invalid.

**System Action:** See following message issued by this CICS/VSE job.

**User Response:** See message DFH6600, which is issued after DFH6617I.

**Destination:** Console

**Module:** DFHWSSN3

---

**DFH6618I** – *specificid* : SPACE ALLOCATED TO CAVM DATA SET *dsname* IS INADEQUATE

**Explanation:** The CICS/VSE job which issued this message issued a SIGNON to the CAVM. The CAVM is attempting to format the CAVM data sets, but the error condition described in the message text has been detected.

**System Action:** See following message issued by this CICS/VSE job.

**User Response:** See message DFH6600

**Destination:** Console

**Module:** DFHWSSN3

---

**DFH6620I** – *specificid* : SIGNON IS WAITING TO LOCK OR ACCESS A CAVM DATA SET

**Explanation:** The CICS/VSE job that displayed this message issued a signon to the CAVM. CAVM is attempting to lock the CAVM control data set or access either the control or the message data set, but for some considerable time either the required resource has remained unavailable or an outstanding I/O request has not completed. The lock attempt should not fail unless another CICS/VSE job using the same CAVM data set and executing a sign-on, sign-off or take-over request has been held up, possibly by I/O delays, after issuing a successful lock.

**System Action:** After a short delay, the CICS/VSE job that displayed this message either reissues the conditional lock macro or checks for completion of the outstanding I/O. If the required resource is now available or the I/O request has completed, normal processing continues. Otherwise, this message is reissued.

**User Response:** If the cause is a failed processor, issue the VSE command UNLOCK. The format of the UNLOCK command is:

UNLOCK SYSTEM=*sys-id*

where *sys-id* is the processor ID of the inoperative processor.

**Destination:** Console

**Module:** DFHWSSN2

---

**DFH6621I** – *specificid* : CAVM SIGNON CANNOT PROCEED BECAUSE POWER IS EITHER NOT RUNNING OR NOT RESPONDING TO JOB STATUS ENQUIRIES

**Explanation:** The CICS/VSE job that displayed this message issued a sign on to the CAVM. To process the request, CAVM needs to know the status of a job identified by an entry in the control data set, but cannot obtain this information for the reason given in the message text.

**System Action:** After a one minute delay, the CICS/VSE job that displayed this message reissues the failing job status enquiry. If the request is completed successfully this time, normal processing continues. Otherwise, this message is reissued.

**User Response:** Try to correct the problem that is preventing job status enquiries from being answered. A possible cause of this trouble is that another processor has failed after reserving the DASD volume containing the check-point data set.

In some circumstances, it may be necessary to terminate *all* POWER jobs, and then stop and restart POWER.

**Destination:** Console

**Module:** DFHWSSN2

---

**DFH6622I** – *specificid* : ERROR IN INQUIRE HEALTH EXIT DURING SIGNON

**Explanation:** The CICS/VSE job that displayed this message issued a SIGNON to the CAVM, but the return code passed back to CAVM by the INQUIRE HEALTH exit (DFHXRC) when it was called during sign-on processing was non-zero. This message always indicates an internal error in CAVM or CICS/VSE.

**System Action:** CAVM SIGNON continues but XRF function will probably be degraded.

**User Response:** Inform your installation's system programmer.

**Destination:** Console

**Module:** DFHWSSN2

---

**DFH6623I** – *specificid* : CAVM SIGNON IMPOSSIBLE AT PRESENT BECAUSE ANOTHER JOB HAS SIGNED ON WITH THE SAME SPECIFIC APPLID

**Explanation:** The CICS/VSE job which issued this message issued a SIGNON to the CAVM, but the request cannot be accepted because the error condition described in the message text has been detected.

**System Action:** See following message issued by this CICS/VSE job.

**User Response:** None unless the wrong specific applid has been requested for the new job or the conflicting job was started by mistake. If so, resubmit the failing CICS/VSE job with appropriate corrections or after canceling the conflicting job.

**Destination:** Console

**Module:** DFHWSSN2

---

---

**DFH6625I** – *specificid* : CAVM SIGNON IMPOSSIBLE  
BECAUSE CAVM DATA SETS ARE  
UNUSABLE

**Explanation:** The CICS/VSE job which issued this message issued a SIGNON to the CAVM, but the request cannot be accepted because the error condition described in the message text has been detected.

**System Action:** See following message issued by this CICS/VSE job.

**User Response:** See message DFH6600

**Destination:** Console

**Module:** DFHWSSN2

---

**DFH6626D** – *specificid* POSSIBLE CAVM SIGNON  
CONFLICT - IS JOB *jobname(powerno)*  
EXECUTING ON SYSTEM CCCC? REPLY  
YES OR NO

**Explanation:** The CICS/VSE job which issued this message issued a SIGNON to the CAVM but the CAVM needs the operator's help in order to decide whether it is safe to accept the request. The CAVM has found that the control data set refers to a job satisfying all the following conditions:

- POWER believes that this job is still executing.
- If POWER is right, the current sign-on request must be rejected because the presence of this job would conflict with it.
- This job is not running in the same processor as the CICS/VSE job which is attempting to sign on.
- This job's surveillance signals appear to be absent.

Such a situation might have arisen as a result of a failure of the processor in which the conflicting job was running and if so, the CAVM should not reject the sign-on request unless it finds another reason for doing so. If the job which displayed this message is an active CICS/VSE, the conflicting job is another active or an alternate which has started a takeover. If the job which displayed this message is a CICS/VSE alternate, the conflicting job is another alternate. The jobname, POWER job identifier and POWER SYSID (1-9) of the conflicting job are specified in the message text.

**System Action:** The CICS/VSE job waits for a reply.

**User Response:** If the job which displayed this message is a active CICS/VSE job, reply NO only if:

1. You are certain that the job referred to in the message text is not executing. It might be necessary to perform a System Reset of the processor where it was running to guarantee this.  
AND
2. The job which issued this message ought to continue with its CAVM sign-on request and become the active CICS/VSE job.

Otherwise reply YES.

If the job which displayed this message is a alternate CICS/VSE job, reply NO only if:

1. You are certain that the job referred to in the message text is not executing. It might be necessary to perform a System Reset of the processor where it was running to guarantee this.  
AND
2. The job which issued this message ought to continue with its CAVM sign-on request and become the alternate CICS/VSE job.

Otherwise reply YES.

**Destination:** Console

**Module:** DFHWSSN2

---

**DFH6627I** – *specificid* : CAVM SIGNON IMPOSSIBLE  
BECAUSE THIS JOB IS CURRENTLY  
SIGNED ON OR WAS ONCE AN ACTIVE  
SYSTEM

**Explanation:** The CICS/VSE job which issued this message issued a SIGNON to the CAVM, but the request cannot be accepted because the error condition described in the message text has been detected.

**System Action:** See following message issued by this CICS/VSE job.

**User Response:** This message indicates an internal error has occurred.

**Destination:** Console

**Module:** DFHWSSN2

---

**DFH6628I** – *specificid* : CAVM SIGNON IMPOSSIBLE  
AT PRESENT BECAUSE CONFLICTING  
JOB(S) HAVE NOT YET SIGNED OFF OR  
TERMINATED

**Explanation:** The CICS/VSE job which issued this message issued a SIGNON to the CAVM, but the request cannot be accepted because the error condition described in the message text has been detected.

**System Action:** See following message issued by this CICS/VSE job.

**User Response:** None unless the wrong START option has been requested for the new job or the conflicting job(s) were started by mistake. If so, resubmit the failing CICS/VSE job with appropriate corrections or after canceling the conflicting job(s).

**Destination:** Console

**Module:** DFHWSSN2

---

**DFH6629I** – *specificid* : CAVM SIGNON IMPOSSIBLE  
BECAUSE REQUESTING JOB AND  
SIGNED-ON JOB(S) DO NOT SHARE  
POWER

**Explanation:** The CICS/VSE job which issued this message issued a signon to the CAVM, but the request cannot be accepted because the error condition described in the message text has been detected.

This condition should not occur, and is probably due to an internal CICS/VSE error.

**System Action:** See following message issued by this CICS/VSE job.

**User Response:** Resubmit the failing job, and any jobs that may have been canceled, ensuring that the job names are unique.

**Destination:** Console

**Module:** DFHWSSN2

---

**DFH6630I** – *specificid* : TAKEOVER REJECTED  
BECAUSE LAST ACTIVE SIGNED OFF  
NORMALLY

**Explanation:** The CICS/VSE job that issued this message issued a takeover request to the CAVM but the request has been rejected due to the error condition described in the message text.

**System Action:** See following message issued by this CICS/VSE job.

**User Response:** None  
**Destination:** Console  
**Module:** DFHWSTKV

---

**DFH6631I** – *specificid* : TAKEOVER REJECTED  
 BECAUSE LATEST ACTIVE INSTANCE  
 NUMBER DOES NOT MATCH THAT  
 SPECIFIED

**Explanation:** The CICS/VSE job which issued this message issued a takeover request to the CAVM but the request has been rejected due to the error condition described in the message text. This error would occur if a new active CICS/VSE job signed on to the CAVM after this alternate CICS/VSE job had already made the decision to attempt to take over from the previous active CICS/VSE job.

**System Action:** See following message issued by this CICS/VSE job.

**User Response:** None  
**Destination:** Console  
**Module:** DFHWSTKV

---

**DFH6632I** – *specificid* : NON-PRE-EMPTIVE TAKEOVER  
 REJECTED BECAUSE LATEST ACTIVE  
 VERSION NUMBER DOES NOT MATCH  
 THAT SPECIFIED

**Explanation:** The CICS/VSE job which issued this message issued a takeover request to the CAVM but the request has been rejected due to the error condition described in the message text.

**System Action:** See following message issued by this CICS/VSE job.

**User Response:** None  
**Destination:** Console  
**Module:** DFHWSTKV

---

**DFH6633I** – *specificid* : NON-PRE-EMPTIVE TAKEOVER  
 REJECTED BECAUSE A TAKEOVER IS  
 ALREADY IN PROGRESS

**Explanation:** The CICS/VSE job which issued this message issued a takeover request to the CAVM but the request has been rejected due to the error condition described in the message text.

**System Action:** See following message issued by this CICS/VSE job.

**User Response:** None  
**Destination:** Console  
**Module:** DFHWSTKV

---

**DFH6634I** – *specificid* : TAKEOVER REJECTED  
 BECAUSE NECESSARY TOD CLOCK  
 DIFFERENCE INFORMATION IS  
 UNAVAILABLE

**Explanation:** The CICS/VSE job which issued this message issued a takeover request to the CAVM but the request has been rejected due to the error condition described in the message text. This error cannot occur unless both the following conditions are satisfied:

- The active CICS/VSE and alternate jobs are running in different processors.
- A TAKEOVER has been attempted before the alternate job has had the chance to observe the active job's surveillance signals for the short time (less than 1 minute) needed to deduce the maximum possible difference between the respective TOD clocks.

The takeover cannot be performed unless the difference between the processors' TOD clocks is known because normal CICS/VSE processing must not be resumed until the current TOD clock reading is later than the TOD clock reading when the old active CICS/VSE job terminated as observed in the processor where it had been running.

**System Action:** See following message issued by this CICS/VSE job.

**User Response:** None  
**Destination:** Console  
**Module:** DFHWSTKV

---

**DFH6635I** – *specificid* : TAKEOVER PROCESSING  
 TERMINATED BECAUSE ANOTHER  
 BACKUP HAS STARTED A PRE-EMPTIVE  
 TAKEOVER

**Explanation:** The CICS/VSE job which issued this message issued a takeover request to the CAVM and the request was accepted, but the error condition described in the message text was encountered before the completion of TAKEOVER.

**System Action:** See following message issued by this CICS/VSE job.

**User Response:** None  
**Destination:** Console  
**Module:** DFHWSTKV

---

**DFH6636I** – *specificid* : TAKEOVER PROCESSING  
 TERMINATED BECAUSE CURRENT  
 STATUS OF ACTIVE JOB CANNOT BE  
 DETERMINED

**Explanation:** The CICS/VSE job which issued this message issued a takeover request to the CAVM and the request was accepted, but takeover processing could not be completed because of an error encountered in using the CAVM services provided by the CICS/VSE SVC.

**System Action:** See following message issued by this CICS/VSE job.

**User Response:** See Part 4 of the *CICS Problem Determination Guide* for guidance on how to get more help with this problem. The console log and job output may be required.

**Destination:** Console  
**Module:** DFHWSTKV

---

**DFH6637I** – *specificid* : TAKEOVER IS WAITING TO  
 LOCK OR ACCESS THE CAVM CONTROL  
 DATA SET

**Explanation:** The CICS/VSE job that issued this message issued a TAKEOVER request to the CAVM. CAVM is attempting to lock or access the CAVM control data set in order to process the request, but for some considerable time, either the required resource has remained unavailable or an outstanding I/O request has not completed. The lock attempt should not fail unless another CICS/VSE job using the same CAVM data set and executing a SIGNON, SIGNOFF or TAKEOVER request has been held up, possibly by I/O delays, after issuing a successful lock.

**System Action:** See message DFH6620

**User Response:** See message DFH6620

**Destination:** Console  
**Module:** DFHWSTKV



---

**DFH6638I** – *specificid* : NOTIFY RC=*retcode* - *text*  
**Explanation:** The CICS/VSE job that displayed this message has found that the return code passed back to CAVM by the NOTIFY exit (DFHXRFB) was non-zero. The message includes the actual return code value *retcode* (or greater than 99) and some text identifying the type of event which was being processed when the error occurred. This message always indicates either an internal error in CAVM or CICS/VSE or that code or data has become corrupted.  
**System Action:** Processing continues but XRF function will probably be degraded.  
**User Response:** Inform your installation's system programmer.  
**Destination:** Console  
**Module:** DFHWSTKV

---

**DFH6640I** – *specificid* : ALL STATUS WRITERS ARE IN I/O WAIT  
**Explanation:** The CICS/VSE job which displayed this message has found that the writes of its latest status issued to the control data set and the message data set are both taking a long time to complete. This might occur if locks issued by jobs (not necessarily CICS/VSE) running in other processors have made the DASD volumes of both CAVM data sets temporarily inaccessible.  
**System Action:** The CICS/VSE job re-issues this warning message at intervals until one of its status writes completes. Meanwhile, it continues to perform any processing which is not dependent on status write completion. If the job which displayed this message is a active CICS/VSE and the condition persists for long enough, there is a danger that an unwanted takeover will be initiated when the alternate (assuming that it is able to read the CAVM data sets because it is running in a different processor) notices that the active's surveillance signals have ceased.  
**User Response:** If this message is issued by an active CICS/VSE job which does not seem to be experiencing other problems, it might be advisable to issue a suitable command to the corresponding alternate job to prevent it from initiating an unnecessary takeover. See also message DFH6620.  
**Destination:** Console  
**Module:** DFHWSSW

---

**DFH6641I** – *specificid* : STATUS WRITE I/O ERROR ON *dsname*  
**Explanation:** The CICS/VSE job which displayed this message has encountered an I/O error in writing its latest status to either the control data set or the message data set.  
**System Action:** If the CICS/VSE job is able to write its status successfully to either the control data set or the message data set, processing continues. Further writes to the failing data set might be attempted later on because it is possible that the error condition was transient. If both data sets become unusable simultaneously, the CAVM TCB abends.  
**User Response:** Inform your installation's system programmer.  
**Destination:** Console  
**Module:** DFHWSSW

---

**DFH6642I** – *specificid* : ALL STATUS READERS ARE IN I/O WAIT  
**Explanation:** The CICS/VSE job which displayed this message has found that the reads it has issued to the control data set and the message data set to obtain the latest available status of its partner system are both taking a long time to

complete. This might occur if locks issued by jobs (not necessarily CICS/VSE) running in other processors have made the DASD volumes of both CAVM data sets temporarily inaccessible.  
**System Action:** The CICS/VSE job re-issues this warning message at intervals until one of the status reads completes. Meanwhile, it continues to perform any processing which is not dependent on status read completion. If the job which displayed this message is a alternate CICS/VSE, there is a danger that a takeover will not be initiated if the active fails, since the alternate cannot detect that the active's surveillance signals have ceased.  
**User Response:** See message DFH6620  
**Destination:** Console  
**Module:** DFHWSSR

---

**DFH6643I** – *specificid* : STATUS READ I/O ERROR ON *dsname*  
**Explanation:** The CICS/VSE job which displayed this message has encountered an I/O error in reading the latest available status of its partner system from either the control data set or the message data set. *dsname* is the name of the data set.  
**System Action:** Processing continues but XRF function will be degraded because the affected system might not be able to detect changes in its partner's status. Further reads from the failing data set might be attempted later on because it is possible that the error condition was transient. If this error is encountered in an alternate system while it is processing a takeover request, the takeover will fail.  
**User Response:** Inform your installation's system programmer.  
**Destination:** Console  
**Module:** DFHWSSR

---

**DFH6644I** – *specificid* : NOTIFY RC=*retcode* -*text*  
**Explanation:** The CICS/VSE job which displayed this message has found that the return code passed back to CAVM by the NOTIFY exit (DFHXRFB) was non-zero. The message includes the actual return code value *retcode* (or a value greater than 99) and some text identifying the type of event that was being processed when the error occurred. This message always indicates either an internal error in CAVM or CICS/VSE, or that code or data has become corrupted.  
**System Action:** Processing continues but XRF function will probably be degraded.  
**User Response:** Inform your installation's system programmer.  
**Destination:** Console  
**Module:** DFHWSSR

---

**DFH6645I** – *specificid* : ERROR IN INQUIRE HEALTH EXIT  
**Explanation:** The CICS/VSE job which displayed this message has found that the return code passed back to CAVM by the INQUIRE HEALTH exit (DFHXRC) was non-zero. This message always indicates either an internal error in CAVM or CICS/VSE, or that code or data has become corrupted.  
**System Action:** Processing continues but XRF function will probably be degraded.  
**User Response:** Inform your installation's system programmer.  
**Destination:** Console  
**Module:** DFHWSTI

**DFH6649I** – *specificid* : **SIGNOFF IS UNABLE TO LOCK THE CAVM CONTROL DATA SET**

**Explanation:** The CICS/VSE job which issued this message issued a SIGNOFF request to the CAVM or SIGNOFF processing was invoked implicitly by abnormal termination of the CAVM task. CAVM attempted to lock the CAVM control data set in order to process the request, but for some considerable time, the required resource remained unavailable. The lock attempt should not fail unless another CICS/VSE job using the same CAVM data set and executing a SIGNON, SIGNOFF or TAKEOVER request has been held up, possibly by I/O delays, after issuing a successful lock.

**System Action:** The CAVM TCB terminates without updating the CAVM data sets to indicate that this CICS/VSE job has signed off. See also any following message issued by this CICS/VSE job.

**User Response:** None.

**Destination:** Console

**Module:** DFHWSSOF

**DFH6650S** – *specificid* : **SEVERE ERROR HAS OCCURRED DURING CAVM PROCESSING. CODE = code**

**Explanation:** The CICS/VSE job that issued this message has encountered an unexpected severe error during CAVM processing. The code in the message identifies both the error, and the CAVM module that detected it, as follows:

Errors detected by DFHWSRTR (00xx)

- 0001** Parameter block for a SIGNON, SIGNOFF or TAKEOVER request is invalid
- 0002** CAVM dispatcher has no ready processes to dispatch and no external events to wait for.

Errors detected by DFHWSSN1 (10xx)

- 1001** Non-zero return code from ATTACH for CAVM TCB.

Errors detected by DFHWSSN2 (20xx)

- 2001** Function code in SIGNON parameter block is invalid
- 2002** Function modifier in SIGNON parameter block is invalid
- 2003** Length of SIGNON parameter block extension is incorrect
- 2004** Requested surveillance interval is not positive
- 2005** Failure to establish SIGNON STXIT exit to SIGNOFF.
- 2006** Non-zero return code from asynchronous VSAM GET or CHECK while reading state management record
- 2007** Non-zero return code from asynchronous VSAM PUT or CHECK while updating state management record
- 2008** Non-zero return code from request to start check for presence of surveillance signals
- 2009** Unexpected return code from request to complete check for presence of surveillance signals
- 200A** Non-zero return code from synchronous VSAM GET while reading a Status CI to check for presence of surveillance signals
- 200B** Routine to check for presence of surveillance signals found that the sequence number in a Status CI has decreased
- 200C** Non-zero return code from synchronous VSAM GET while reading a Status CI in order to update it

- 200D** Content of the State Management Record has changed but its security count is unaltered
- 200E** Non-zero return code from synchronous VSAM PUT while updating a Status CI in the Control data set
- 200F** Unexpected return code ( >4 ) from the LOCK macro. Possible causes include overflow in the LOCK file, an I/O error, and various logic errors.
- 2010** Non-zero return code from VSAM MODCB macro to change OPTCD in RPL to UPD
- 2011** Non-zero return code from VSAM MODCB macro to change ACB address in RPL
- 2014** Unexpected return code from requested POWER job status display function (probably caused by a CICS/VSE internal error).

Errors detected by DFHWSSN3 (30xx)

- 3001** Non-zero return code from VSAM GENCB macro to build an RPL
- 3002** Non-zero return code from VSAM SHOWCB macro to obtain length of an ACB
- 3003** Non-zero return code from VSAM SHOWCB macro to obtain length of an RPL
- 3004** Non-zero return code from VSAM SHOWCB macro to obtain ACB OPEN error code
- 3005** Non-zero return code from VSAM SHOWCB macro to obtain ACB CI size and RBA data
- 3006** The high-used RBA of a CAVM data set is zero when it should not be empty
- 3007** Non-zero return code from asynchronous VSAM GET while reading the Control CI from a CAVM data set
- 3008** Non-zero return code from VSAM MODCB macro to change STRNO in an ACB
- 3009** Unexpected return code from conditional LOCK macro
- 300A** Non-zero return code from ATTACH for TCB to format a new pair of CAVM data sets
- 300B** Internal logic error during processing of a new pair of CAVM data sets
- 300C** Non-zero return code from VSAM TESTCB macro to test whether the data set associated with an open ACB is an ESDS
- 300D** Non-zero return code from VSAM SHOWCB macro to obtain ACB CI size and RBA data during data set formatting
- 300E** Non-zero return code from synchronous VSAM PUT while formatting a new pair of CAVM data sets
- 300F** Non-zero return code from VSAM GENCB macro to build an ACB
- 3010** Non-zero return code from VSAM SHOWCB macro to obtain ACB CI size and RBA data
- 3011** Non-zero return code from VSAM MODCB macro to change the ACB address in RPL.

Errors detected by DFHWSSOF (40xx)

- 4001** Non-zero return code from VSAM GENCB macro to build RPLs
- 4002** Error return code from PURGE macro
- 4003** Non-zero return code from VSAM MODCB macro or synchronous GET, or I/O request was purged by the timer exit, when trying to read state management record
- 4004** The VSE system no longer has an SMF SMCA although it existed when this CICS/VSE job signed on to the CAVM
- 4005** This CICS/VSE job no longer has an SMF TCT although it existed at SIGNON

## DFH6650S

- 4007 State management record contains invalid duplicate entries for this CICS/VSE job
- 4008 The location of this CICS/VSE job's description in the state management record is inconsistent with the current value of SMDR1NDX
- 4009 The sequence numbers in this CICS/VSE job's pair of status CIs in the control and message data sets are equal but non-zero
- 400A Unexpected return code from conditional LOCK macro
- 400B Unable to LOCK control data set after repeated attempts
- 400C Non-zero return code from VSAM MODCB macro or return code 4 from synchronous PUT when trying to update status CI
- 400D Non-zero return code from VSAM MODCB macro or synchronous GET, or I/O request was purged by the timer exit, when trying to update state management record.

### Errors detected by DFHWSSR (50xx)

- 5001 Non-zero return code from VSAM GENCB macro to build an RPL
- 5002 The alternate has detected that the active's status CI was still being updated after the active job had signed off or terminated
- 5003 The sequence number in a status CI of an XRF partner job has decreased
- 5004 The alternate has detected that the sequence numbers in the active's pair of status CIs in the control and message data sets are equal but non-zero
- 5005 The estimate of the lower bound of the difference between the active's and alternate's TOD clocks derived from the time-stamp in the status CI which has just been read is greater than the existing estimate of the upper bound of this difference
- 5006 The estimate of the upper bound of the difference between the active's and alternate's TOD clocks derived from the time-stamp in the Status CI which has just been read is less than the existing estimate of the lower bound of this difference
- 5007 The sequence numbers in an XRF partner job's pair of status CIs in the control and message data sets are equal but non-zero
- 5008 The sequence number in a status CI of an XRF partner job is now inconsistent with previously observed values
- 5009 The instance and version numbers in a status CI of an XRF partner job are now less than the corresponding values in the public status area
- 500A The instance and version numbers in a status CI of an XRF partner job are unaltered but the job state indicator has changed from 'signed off' to 'signed on'
- 500B Public status area seems to contain valid data about an XRF partner job before it should
- 500C Attempt to indicate that public status is available for another XRF partner job when it is already available for all partners
- 500D The alternate has encountered I/O errors in consecutive attempts to read the active's status CIs from both control and message data sets
- 500E The alternate has encountered an I/O error in trying to read one of the active's status CIs during a takeover

- 500F Logical error return code from an asynchronous VSAM GET
- 5011 This alternate has been invalidated by the active, probably because of message transmission difficulties.

### Errors detected by DFHWSSW (60xx)

- 6001 Logical error return code from an asynchronous VSAM PUT
- 6002 I/O errors have been encountered in consecutive attempts to write to this job's status CIs in both control and message data sets
- 6004 The 'status write completed' event masks have been corrupted
- 6005 WSAGINDX has been corrupted
- 6006 Non-zero return code from VSAM GENCB macro to build an RPL
- 6007 The sequence number in one of this job's status CIs has been corrupted in the control or message data set.

### Errors detected by DFHWSTKV (80xx)

- 8001 Non-zero return code from VSAM GENCB macro to build an RPL
- 8002 State management record indicates that the alternate attempting to take over already holds the takeover lock
- 8003 State management record indicates that the alternate attempting to take over already holds the resources which are freed by SIGNOFF of the active job
- 8004 State management record indicates that the alternate attempting to take over already holds the resources which are freed by termination of the active job
- 8005 DFHWTI encountered an error in trying to confirm termination of the active job after the alternate performing the takeover had already acquired the resources freed by the active SIGNOFF
- 8006 Another alternate has started a pre-emptive takeover after this alternate had already acquired the resources freed by the active SIGNOFF
- 8007 The time-stamp associated with the resources freed by termination of the active job cannot be updated because an unexpected problem has arisen with the TOD clock difference data after this alternate had already acquired the resources freed by the active SIGNOFF
- 8008 Non-zero return code from asynchronous VSAM GET to read the state management record
- 8009 Non-zero return code from VSAM CHECK of asynchronous GET for state management record
- 800A Non-zero return code from asynchronous VSAM PUT to update the state management record
- 800B Non-zero return code from VSAM CHECK of asynchronous PUT for state management record
- 800C Non-zero return code from asynchronous VSAM GET to read the state management record in QUIECSE routine
- 800D Non-zero return code from synchronous VSAM GET for state management record in QUIESCE routine
- 800E Non-zero return code from VSAM MODCB macro to change OPTCD in RPL to UPD
- 800F Non-zero return code from VSAM MODCB macro to change OPTCD in RPL to NUP
- 8010 Cannot LOCK on resource-name; either the GENDTL macro or the LOCK SVC gave unexpected R15 retcode.

**8013** Non-zero return code from DETACH for subtask TCB.

This message is associated with the FFS call label SOF6650 for global user exit XFFDSUP.

**System Action:** An abend is issued with a reason code equal to the code in the DFH6650I message. This will result in abnormal termination of the CICS/VSE job. See also any following messages issued by this CICS/VSE job.

**User Response:** Inform your installation's system programmer.

**Destination:** Console

**Module:** DFHWSRTR, DFHWSSN1, DFHWSSN2, DFHWSSN3, DFHWSSOF, DFHWSSR, DFHWSSW, DFHWSTKV

**DFH6680** – *specificid* : TIME-OF-DAY CLOCK  
DIFFERENCE IS AT LEAST *ssss* SECONDS

**Explanation:** This is an informational message issued by CICS/VSE. Active CICS/VSE and alternate CICS/VSE are executing on different processors and the time-of-day clock in VSE on the alternate processor is earlier than that on the active processor. If takeover occurs then some CICS/VSE processing will have to be delayed until the time-of-day in VSE on the alternate processor is later than that on the active processor. The CAVM has estimated the lower bound to the clock difference and this is at least 15 seconds; the message contains the estimated difference. Note that the lower bound may change as more surveillance signals are processed by the CAVM; message DFH6680 will be repeated as necessary.

**System Action:** CICS/VSE processing continues.

**User Response:** Ensure that the time-of day clocks are synchronized as closely as is possible. Note that takeover times may be increased if the difference in values is significant.

**Destination:** Console

**Module:** DFHXRSP

**DFH6681** – *specificid* : TIME-OF-DAY CLOCK  
DIFFERENCE IS AT MOST *ssss* SECONDS

**Explanation:** This is an informational message issued from the CICS/VSE TCB. Active CICS/VSE and alternate CICS/VSE are executing on different processors and the time-of-day clock in VSE on the alternate processor is earlier than that on the active processor. If takeover occurs then some CICS/VSE processing will have to be delayed until the time-of-day clock on the alternate processor is later than that on the active processor. The CAVM has estimated the upper bound to the clock difference and this is at least 15 seconds; the message contains the estimated difference. Note that the upper bound may change as more surveillance signals are processed by the CAVM; message DFH6681 will be repeated as necessary.

**System Action:** CICS/VSE processing continues.

**User Response:** Ensure that the time-of day clocks are synchronized as closely as is possible. Note that takeover times may be increased if the difference in values is significant.

**Destination:** Console

**Module:** DFHXRSP

**DFH6682** – *specificid* : XRF CLOCK  
SYNCHRONIZATION STARTED

**Explanation:** This is an informational message issued from the CICS/VSE TCB. The time-of-day clock on the alternate processor is earlier than that on the active processor; time dependent processing must be suspended. Such processing will be delayed until the time-of-day clock value on the alternate is later than that on the active processor when the active job terminated.

**System Action:** Some CICS/VSE initialization continues.

**User Response:** Ensure that the time-of day clocks are synchronized as closely as is possible. Note that takeover times may be increased if the difference in values is significant.

**Destination:** Console

**Module:** DFHXRA

**DFH6683** – *specificid* : XRF CLOCK  
SYNCHRONIZATION ENDED

**Explanation:** This is an informational message issued from the CICS/VSE TCB. The time-of-day clock on the alternate processor is now later than that on the active processor; time dependent processing can be resumed.

**System Action:** CICS/VSE initialization continues.

**User Response:** None.

**Destination:** Console

**Module:** DFHXRA



---

## DFH67xx XRF Overseer Messages

Some messages issued by the overseer program are for parameter errors.

---

### DFH6705 OVERSEER GETVIS FAILURE – PROGRAM TERMINATING

**Explanation:** A return code was received when attempting to obtain GETVIS storage for the READ/WRITE control block.

**System Action:** The overseer program is abnormally terminated.

**User Response:** Increase the partition GETVIS. If this is unsuccessful, you will need assistance. See Part 4 of the *CICS Problem Determination Guide* for guidance on how to get more help with this problem.

**Destination:** Console  
**Module:** DFHWOSA

---

### DFH6706 OVERSEER PARAMETER CHECK FAILURE – PROGRAM TERMINATING

**Explanation:** Either the parameter string passed to the overseer was invalid, or no parameter string was passed to the overseer.

**System Action:** The overseer program is abnormally terminated

**User Response:** Correct the parameter string and resubmit.

**Destination:** Console  
**Module:** DFHWOSA

---

### DFH6707 OVERSEER CDLOAD ERROR – PROGRAM TERMINATING

**Explanation:** DFHWOSA has attempted to CDLOAD the overseer program. This load has failed.

**System Action:** The overseer program is abnormally terminated.

**User Response:** Increase the partition GETVIS. If this is unsuccessful, you will need assistance. See Part 4 of the *CICS Problem Determination Guide* for guidance on how to get more help with this problem.

**Destination:** Console  
**Module:** DFHWOSA

---

### DFH6708 AN ABEND HAS BEEN DETECTED. OVERSEER WILL TERMINATE.

**Explanation:** The ABEND STXIT procedure in the overseer has been triggered.

**System Action:** DFHWOSM FUNC=TERM is executed and the overseer job is terminated with a dump.

**User Response:** Use the dump to determine the reason for the abend.

**Destination:** Console  
**Module:** DFHWOSA

---

### DFH6709 A PROGRAM CHECK HAS BEEN DETECTED. OVERSEER WILL TERMINATE

**Explanation:** The PC STXIT procedure in the overseer has been triggered.

**System Action:** DFHWOSM FUNC=TERM is executed and the overseer job is terminated with a dump.

**User Response:** Use the dump to determine the reason for the abend.

**Destination:** Console  
**Module:** DFHWOSA

---

### DFH6710 OPTION STARTING xxx HAS ILLEGAL SYNTAX

**Explanation:** An option starting xxx has been specified in one of the job control statements used to run the CICS/VSE overseer. This option has invalid syntax.

**System Action:** The overseer program is abnormally terminated after completion of parameter analysis.

**User Response:** Correct the syntax and resubmit the overseer program.

**Destination:** Console  
**Module:** DFHWOSA

---

### DFH6712 xxx OPTION IS MISSING

**Explanation:** Option xxx has been omitted from the job control statements used to run the CICS/VSE overseer. This option must be included.

**System Action:** The overseer program is abnormally terminated after completion of parameter analysis.

**User Response:** Specify the missing option and resubmit the overseer program.

**Destination:** Console  
**Module:** DFHWOSA

---

### DFH6713 CYTIM OPTION MUST BE IN RANGE 20 TO 32767

**Explanation:** The CYTIM option of the EXEC statement for module DFHWOSA is outside the permitted range. The CYTIM parameter specifies the time interval allowed for a CAVM data set read to complete. It must be within the range 20 through 32767.

**System Action:** The overseer program is abnormally terminated after completion of parameter analysis.

**User Response:** Respecify the CYTIM parameter and resubmit the overseer program.

**Destination:** Console  
**Module:** DFHWOSA

---

### DFH6714 VALUE OF xxx OPTION IS LONGER THAN 5 DIGITS

**Explanation:** The numeric option xxx has been specified in one of the job control statements used to run the CICS/VSE overseer. The value of this option must occupy no more than five digits.

**System Action:** The overseer program is abnormally terminated after completion of parameter analysis.

**User Response:** Respecify the invalid option and resubmit the overseer program.

**Destination:** Console  
**Module:** DFHWOSA

---

### DFH6715 VALUE OF xxx OPTION IS NON-NUMERIC

**Explanation:** Option xxx has been specified in one of the job control statements used to run the CICS/VSE overseer. The value of this option must be numeric.

**System Action:** The overseer program is abnormally terminated after completion of parameter analysis.

**User Response:** Respecify the invalid option and resubmit the overseer program.

**Destination:** Console  
**Module:** DFHWOSA

---

---

**DFH6716** VALUE OF *xxx* OPTION IS LONGER THAN  
8 CHARACTERS

**Explanation:** Option *xxx* has been specified in one of the job control statements used to run the CICS/VSE overseer. The value of this option must occupy no more than eight characters.

**System Action:** The overseer program is abnormally terminated after completion of parameter analysis.

**User Response:** Respecify the invalid option and resubmit the overseer program.

**Destination:** Console

**Module:** DFHWOSA

---

**DFH6717** VALUE OF *xxx* OPTION IS NEITHER Y  
NOR N

**Explanation:** The value of the given option must be either Y (yes) or N (no).

**System Action:** The overseer program is abnormally terminated after completion of parameter analysis.

**User Response:** Correct the error and resubmit the overseer program.

**Destination:** Console

**Module:** DFHWOSA

---

**DFH6718** *xxx* OPTION IS NO LONGER SUPPORTED

**Explanation:** Option *xxx* has been specified in one of the job control statements used to run the CICS/VSE overseer. This option was supported in a previous release of CICS/VSE, but is not supported in this release.

**System Action:** Option *xxx* is ignored. The overseer program continues.

**User Response:** Remove the redundant option *xxx* from the job.

**Destination:** Console

**Module:** DFHWOSA

---

**DFH6719** *xxx* IS AN INVALID OPTION KEYWORD

**Explanation:** *xxx* has been specified as an option keyword in one of the job control statements used to run the CICS/VSE overseer. This is not a valid keyword.

**System Action:** The overseer program is abnormally terminated.

**User Response:** Correct the invalid keyword and resubmit.

**Destination:** Console

**Module:** DFHWOSA

---

---

## DFH69xx (DFHZATD) Messages

---

### DFH6902E AUTOINSTALL FAILED BECAUSE NO MODELS ARE DEFINED

**Explanation:** An attempt was made to AUTOINSTALL a terminal; however there are no AUTOINSTALL models defined.

**System Action:** CICS/VSE processing continues but the AUTOINSTALL logon attempt is rejected.

**User Response:** Use CEDA to define the AUTOINSTALL models. For guidance on this, see the *CICS Resource Definition Guide* manual.

**Destination:** CADL

**Module:** DFHZATA

An associated message DFH6911 message gives the identity of the terminal.

**System Action:** Processing continues normally.

**User Response:** See the associated messages for further information.

**Destination:** CADL

**Module:** DFHZATS

---

### DFH6903I AUTOINSTALL OF TERMINAL: *termid*, NETNAME: *netname*, MODEL\_NAME: *model*, FAILED

**Explanation:** An autoinstall attempt to install terminal *termid* has failed.

**System Action:** Processing continues.

**User Response:** See message DFH5942 for further information.

**Destination:** CADL

**Module:** DFHZATD

---

### DFH6913E REMOTE DELETE OF *termid* FAILED, TERMINAL NOT FOUND

**Explanation:** A remote DELETE has been attempted for a terminal which has already been deleted by another task.

**System Action:** Processing continues normally.

**User Response:** None.

**Destination:** CADL

**Module:** DFHZATS

---

### DFH6910E INSTALL FOR REMOTE TERMINAL *termid* FAILED, REASON=*dfhnnnn*, INSERTS={NONE | *a* | *b* | *c* | *d*}

**Explanation:** An INSTALL for the remote terminal *termid* has failed. The reason for the failure is specified in the associated message *dfhnnnn*. The inserts *a*, *b*, *c* and *d* contain the values of any variable parts of message *dfhnnnn*.

**System Action:** DFHZATS terminates abnormally with a CICS transaction dump.

**User Response:** See the description of the associated message *dfhnnnn* for further guidance.

**Destination:** CADL

**Module:** DFHZATS

---

### DFH6911E DELETE FOR *termid* FAILED, REASON=*dfhnnnn*, INSERTS={NONE | *a* | *b* | *c* | *d*}

**Explanation:** A DELETE for remote terminal *termid* has failed. The reason for the failure is specified in the associated message *dfhnnnn*. The inserts *a*, *b*, *c* and *d* contain the values of any variable parts of message *dfhnnnn*.

If this message is repeated a number of times, there could be a more serious problem.

**System Action:** If the message is associated with message DFH6912, CICS/VSE continues normally. If message DFH6912 is not issued, DFHZATS is abnormally terminated with a transaction dump.

**User Response:** See the description of the associated message *dfhnnnn* for further guidance. If the message is associated with message DFH6912, no action is necessary.

**Destination:** CADL

**Module:** DFHZATS

---

### DFH6912E UNABLE TO DELETE REMOTE TERMINAL

**Explanation:** This message is issued during a mass delete of remote terminals following a warm or emergency restart. A terminal which had been flagged for deletion could not be deleted. A possible explanation is that the terminal is already in use by another task.

## DFH70xx (Command-Level Translator Diagnostic) Messages

Diagnostic messages may be issued by the command-level translator (DFHEAP for assembler language, DFHEDP for C/370, DFHECP for COBOL, DFHEPP for PL/I, and DFHERP for RPG II) in the course of processing programs written in assembler language, C/370, COBOL, PL/I, or RPG II. Assembler-language messages are inserted as macro notes (MNOTEs) in the translator output file and can be seen by either printing or assembling the translator output file. COBOL, C/370, PL/I, and RPG II messages are delivered to SYSLST. The same diagnostics are issued by the command-level interpreter, by the master terminal transaction (CEMT), and by CEDA.

A diagnostic message can have three components: a message number, a severity code, and message text. Each message is of the form "DFH7nnnI *c line text*", where:

1. *nnn* is a number,
2. *I* is the information message identifier,
3. *c* is the severity code
4. *line* is the line number of the error and
5. *text* is the text of the message.

In assembler language, C/370, COBOL, PL/I, and RPG II, diagnostic messages can be allocated a severity code. This severity code is represented by a letter that, if present, will appear in the message immediately following the message number and preceding the message text. There are five levels of severity. Those for assembler language, C/370, PL/I, and RPG II are different from those for COBOL. The meanings of the codes and the associated return codes for the languages are as follows:

Assembler, C/370, PL/I, and RPG II	Return Codes	COBOL
U = Unrecoverable	16	D = Disaster
S = Severe	12	E = Error
E = Error	8	C = Conditional
W = Warning	4	W = Warning
I = Informatory	0	I = Informatory

The message text consists of the message itself, which may or may not include inserts. The inserts are positions within the message text where, in the actual message, specific information is given on the reasons for the diagnostic message. Not all the diagnostic messages, however, require inserts.

Messages issued by the command-level translator are usually self-explanatory and message DFH7000I is an example of this type of message.

---

### DFH7000I LISTING FILE CANNOT BE OPENED

**Explanation:** The listing data set was not opened.

**System Action:** The command-level translator is abnormally terminated. A dump is produced if a SYSABEND or SYSUDUMP DLBL statement has been provided.

**User Response:** Ensure that the JCL is correct, or determine what is causing the error and preventing the listing file from being opened.

**Destination:** Console

**Module:** DFHEAP (for assembler language), DFHEDP (for C/370), DFHECP (for COBOL), DFHEPP (for PL/I), DFHERP (for RPG II)



---

## DFH84xx (DFHSIP) Messages

**DFH8401I ABOUT TO LINK TO PLT PROGRAMS**  
**Explanation:** During system initialization, CICS/VSE is about to link to the use PLT programs defined by the PLTPI parameter in the System Initialization Table (SIT).  
**System Action:** CICS/VSE passes control to the phase 1 user PLT programs.  
**User Response:** None.  
**Destination:** Console  
**Module:** DFHSIJ1

**DFH8402I CONTROL RETURNED FROM PLT PROGRAMS**  
**Explanation:** Control has returned to CICS/VSE from the user PLT programs.  
**System Action:** CICS/VSE continues system initialization.  
**User Response:** None.  
**Destination:** Console  
**Module:** DFHSIJ1

---

## DFH85xx (DFHQRY) Messages

**DFH8510I SNA PROTOCOL VIOLATION DETECTED IN QUERY RESPONSE**  
**Explanation:** CICS/VSE has detected a violation of SNA protocols in a QUERY response.  
**System Action:** DFHQRY runs without effect.

**User Response:** Find out why an invalid query response is being sent to CICS/VSE.  
**Destination:** CSMT  
**Module:** DFHQRY

---

## DFH99xx National Language Support Messages

**DFH9901E UNABLE TO LOAD LANGUAGE MODULE DFHMET1x. THE DEFAULT NATIONAL LANGUAGE WILL BE USED.**

**Explanation:** The national language module DFHMET1x could not be loaded. The national language *x* is specified as the first code letter on the NATLANG system initialization parameter. For example, C is for Chinese or E is for English.  
**System Action:** The default national language is used.  
**User Response:** Ensure that the national languages specified are available to CICS/VSE. See the *CICS System Definition and Operations Guide* for further information about specifying national language support.  
**Destination:** Console  
**Module:** DFHSIB1

**DFH9904S AN ERROR HAS OCCURRED IN THE VIO OPEN MACRO WHILE LOADING LANGUAGE MODULE *modname*. VIO RETURN CODE *rc*.**

**Explanation:** An error has occurred in the z/VSE VIO OPEN macro during an attempt by CICS/VSE to load the national language module *modname*.  
**System Action:** CICS/VSE terminates abnormally.  
**User Response:** Ensure that there is a page data set available and that VSE has not issued any other error messages.  
 If *rc* has a value of 08, increase the amount of space available by altering the appropriate system initialization parameter. (Alter the VIO parameter if running in 370 or ESA mode, or the VPOOL parameter if running in VM or VMESA mode.) Then IPL VSE and resubmit the CICS/VSE job.

**DFH9902S UNABLE TO LOAD THE DEFAULT LANGUAGE MODULE DFHMET1x.**

**Explanation:** The default national language module DFHMET1x is missing or is incorrectly defined.  
**System Action:** CICS/VSE terminates abnormally.  
**User Response:** Ensure that the default language is valid and that the language module is available.  
**Destination:** Console  
**Module:** DFHSIB1

If *rc* does not have a value of 08, you will require assistance. See Part 4 of the *CICS Problem Determination Guide* for guidance on how to get more help with this problem.  
**Destination:** Console  
**Module:** DFHSIB1

**DFH9903S A CDLOAD FAILURE HAS OCCURRED LOADING LANGUAGE MODULE DFHMET1x. CDLOAD RETURN CODE *rc***

**Explanation:** An error has occurred in the z/VSE CDLOAD macro during an attempt by CICS/VSE to load the national language module DFHMET1x.  
**System Action:** CICS/VSE terminates abnormally.  
**User Response:** See the *z/VSE System Macros Reference* for a description of the CDLOAD return code. See the *z/VSE Guide for Solving Problems* manual for further guidance on problem solving.  
**Destination:** Console  
**Module:** DFHSIB1

**DFH9905S AN ERROR HAS OCCURRED IN THE VIO OPEN MACRO WHILE LOADING MESSAGE MODULE DFHMGT. VIO RETURN CODE *rc*.**

**Explanation:** An error has occurred in the z/VSE VIO OPEN macro during an attempt by CICS/VSE to load the message module DFHMGT.  
**System Action:** CICS/VSE terminates abnormally.  
**User Response:** Ensure that there is a page data set available and that VSE has not issued any other error messages.  
 If *rc* has a value of 08, increase the amount of space available by altering the appropriate system initialization parameter. (Alter the VIO parameter if running in ESA or 370 mode, or the VPOOL parameter if running in VM or VMESA mode.) Then IPL VSE and resubmit the CICS/VSE job.

If *rc* does not have a value of 08, you will require assistance. See Part 4 of the *CICS Problem Determination Guide* for guidance on how to get more help with this problem.  
**Destination:** Console  
**Module:** DFHSIB1

---

**DFH9906S** AN ERROR HAS OCCURRED IN THE VIO MACRO WHILE LOADING MESSAGE MODULE DFHMGT. VIO RETURN CODE *rc*

**Explanation:** An error has occurred in the z/VSE VIO MOVE macro during an attempt by CICS/VSE to load the national language module DFHMGT.

**System Action:** CICS/VSE abnormally terminates.

**User Response:** See Part 4 of the *CICS Problem Determination Guide* for guidance on how to get more help with this problem.

**Destination:** Console

**Module:** DFHSIB1

---

**DFH9908E** AN ERROR HAS OCCURRED WHILE ATTEMPTING TO BUILD MESSAGE *msgno* *reason*

**Explanation:** An error occurred while building NLS capable message *msgno* for the given reason. The most likely reason is that the MGT and NLS definitions do not match.

**System Action:** Processing continues. Message *msgno* cannot be issued in the specified national language.

**User Response:** The failure of message *msgno* is due to a CICS/VSE error. See Part 4 of the *CICS Problem Determination Guide* for guidance on how to get more help with this problem.

**Destination:** Console

**Module:** DFHMEOL

---

**DFH9909** ERROR BUILDING NLS MESSAGE *msgno* *reason*

**Explanation:** An error has occurred while building the NLS capable message *msgno* for the reason given. The most likely reason is that the MGT and NLS message definitions do not match.

**System Action:** Processing continues. Message *msgno* cannot be issued in the specified national language.

**User Response:** This failure is due to a CICS/VSE error. See Part 4 of the *CICS Problem Determination Guide* for guidance on how to get more help with this problem.

**Destination:** Same as for failing message

**Module:** DFHMEOL

---

**DFH9910E** AN ERROR HAS OCCURRED IN VIO MOVE MACRO WHILE LOADING THE HEADER OF MESSAGE SET *setname*. VIO RETURN CODE *rc*.

**Explanation:** An error has occurred while the VIO MOVE macro was loading the header portion of the message set *setname* into normal memory.

**System Action:** Message DFH9993 is issued at the terminal instead of the expected message. DFHMEBM response is set to DISASTER. Other processing continues.

**User Response:** See Part 4 of the *CICS Problem Determination Guide* for guidance on how to get more help with this problem.

**Destination:** Console

**Module:** DFHMEOL

---

**DFH9911E** AN ERROR HAS OCCURRED IN VIO MOVE MACRO WHILE LOADING DATA FROM *setname* VIO RETURN CODE *rc*.

**Explanation:** An error has occurred while the VIO MOVE macro was loading the message set *setname* into normal memory.

**System Action:** Message DFH9993 is issued at the terminal instead of the expected message. Processing continues.

**User Response:** See Part 4 of the *CICS Problem Determination Guide* for guidance on how to get more help with this problem.

**Destination:** Console

**Module:** DFHMEOL

---

**DFH9912E** AN ERROR HAS OCCURRED IN THE VIO MOVE MACRO WHILE LOADING LANGUAGE MODULE *modname*. VIO RETURN CODE *rc*

**Explanation:** An error has occurred while the z/VSE VIO MOVE was loading the national language module *modname* into normal memory.

**System Action:** CICS/VSE terminates abnormally.

**User Response:** See Part 4 of the *CICS Problem Determination Guide* for guidance on how to get more help with this problem.

**Destination:** Console

---

**DFH9913E** AN ERROR HAS OCCURRED ATTEMPTING TO LOAD MESSAGE *msgno*. VIO RETURN CODE *rc*

**Explanation:** A VIO MOVE error has occurred while attempting to load message text from VIO into normal memory.

**System Action:** Message DFH9994 is returned to the terminal user. Other processing continues.

**User Response:** See Part 4 of the *CICS Problem Determination Guide* for guidance on how to get more help with this problem.

**Destination:** Console

**Module:** DFHMGP

---

**DFH9914E** MESSAGE PARAMETER LIST ERROR.

**Explanation:** DFHMGP was invoked to issue a message but failed because of an error in the message parameter list.

**System Action:** Message DFH9996 is issued instead of the failing message. Other processing continues.

**User Response:** Check the CICS/VSE trace for the identity of the failing message.

Examine the message parameter list. This could have become corrupt, possible as a result of a storage violation. If this is the case, see the *CICS Problem Determination Guide* for further guidance on dealing with storage problems.

If there is another type of error in the message parameter list you will require assistance. See Part 4 of the *CICS Problem Determination Guide* for guidance on how to get more help with this problem.

**Destination:** Console

**Module:** DFHMGP

---

**DFH9915E** MESSAGE DFH*nnnn* CANNOT BE ISSUED BECAUSE IT IS MISSING FROM THE MESSAGE TABLE.

**Explanation:** DFHMGP was invoked to issue message *msgno* but failed because the message could not be found in the message table.

**System Action:** Message DFH9997 is issued instead of the failing message. Other processing continues.

**User Response:** See the description of message *msgno* for further information. The failure of message *msgno* is due to a CICS/VSE error. See Part 4 of the *CICS Problem Determination Guide* for guidance on how to get more help with this problem.

**Destination:** Same as failing message

**Module:** DFHMGP

---

**DFH9916E** MESSAGE *msgno* CANNOT BE ISSUED BECAUSE IT HAS A MESSAGE NUMBER GREATER THAN 9999.

**Explanation:** DFHMGP was invoked to issue message *msgno* but failed because the message number was too great.

**System Action:** Message DFH9998 is returned to the terminal

---

## DFH9993E • DFH9998E

user instead of the failing message. Other processing continues.

**User Response:** The failure of message *msgno* is due to a CICS/VSE error. See Part 4 of the *CICS Problem Determination Guide* for guidance on how to get more help with this problem.

**Destination:** Same as failing message

**Module:** DFHMGP

---

### DFH9993E UNABLE TO DETERMINE LENGTH OF MESSAGE DFHnnnn *response reason*

**Explanation:** An error occurred while the message table interface was attempting to calculate the length of the NLS capable message DFHnnnn.

The response and reason codes are produced by the CICS/VSE message domain batch message program.

**System Action:** This message is issued instead of the failing message DFHnnnn. Other processing continues.

**User Response:** The failure of message DFHnnnn is due to a CICS/VSE error. Note the identifier of the failing message together with the response and reason codes. See Part 4 of the *CICS Problem Determination Guide* for guidance on how to get more help with this problem.

**Destination:** Console

**Module:** DFHMGP

---

### DFH9994E VIO ERROR ATTEMPTING TO LOAD MESSAGE.

**Explanation:** A VIO error occurred while trying to load message text into real storage.

**System Action:** This message is issued instead of the failing message. Message DFH9913 is issued at the console. Other processing continues.

**User Response:** See the associated message DFH9913 for the identity of the failing message and for further guidance.

**Destination:** Same as failing message

**Module:** DFHMGP

---

### DFH9996E A MESSAGE CANNOT BE ISSUED BECAUSE OF A PARAMETER LIST ERROR.

**Explanation:** DFHMGP was invoked to issue a message but failed because of an error in the message parameter list.

**System Action:** This message is issued instead of the failing message. Message DFH9914 is issued at the console. Other processing continues.

**User Response:** See the associated message DFH9914 for further guidance.

**Destination:** Same as failing message

**Module:** DFHMGP

---

### DFH9997E CANNOT FIND MESSAGE IN DFHMGT MESSAGE TABLE.

**Explanation:** DFHMGP was invoked to issue a message but failed because the message could not be found in the DFHMGTxx message table.

**System Action:** This message is issued instead of the failing message. Message DFH9915 is issued at the console. Other processing continues.

**User Response:** See the associated message DFH9915 for the identity of the failing message and for further guidance.

**Destination:** Same as failing message

**Module:** DFHMGP

---

### DFH9998E MESSAGE NUMBER GREATER THAN 9999.

**Explanation:** DFHMGP was invoked to issue a message but failed because the message number was too great.

**System Action:** This message is issued instead of the failing message. Other processing continues.

**User Response:** See message DFH9916 for the identity of the failing message and for further guidance.

**Destination:** Same as failing message

**Module:** DFHMGP

---

## CICS/VSE Transaction Abend Codes

When abnormal conditions occur, the following message is sent to the CSMT transient data destination:

**TRANSACTION** *tranid* **PROGRAM** *progrname* **ABEND** *abcode* **AT** *termid*

where:

*tranid* = transaction identifier  
*progrname* = program name  
*abcode* = abend code  
*termid* = terminal identifier

Alternatively, the application can intercept abends by including an active EXEC CICS HANDLE ABEND command. The actual abend code can be discovered by issuing EXEC CICS ASSIGN with the ABCODE option.

The transaction identifier *tranid* usually consists of the 4 characters defined in the program control table (PCT). However, when a transaction is initiated by using a light pen, an operator identification (OPID) card reader, or 3270 PA or PF keys (specified in the TASKREQ= operand in the PCT), CICS/VSE creates an internal transaction identification in the form of a 1-byte 3270 attention identification (AID) code followed by 3 bytes of X'FF'.

The code that may actually appear in the message in place of the internally-created transaction identification is *\*xx\**, where *xx* is the character translation of the 3270 AID code. To prevent ambiguity, the user should avoid using these codes as transaction identifiers.

The keys, the light pen (LPA), and OPID, and their corresponding printed AID codes are given in the following list:

LPA	*7E*	PF6	*F6*	PF16	*C4*
OPID	*E6*	PF7	*F7*	PF17	*C5*
PA1	*6C*	PF8	*F8*	PF18	*C6*
PA2	*6E*	PF9	*F9*	PF19	*C7*
PA3	*6B*	PF10	*7A*	PF20	*C8*
PF1	*F1*	PF11	*7B*	PF21	*C9*
PF2	*F2*	PF12	*7C*	PF22	*4A*
PF3	*F3*	PF13	*C1*	PF23	*4B*
PF4	*F4*	PF14	*C2*	PF24	*4C*
PF5	*F5*	PF15	*C3*		

The abend code *abcode* indicates the cause of an error that may have been originated by CICS or by a user program. If DL/I is the user program, see the DL/I messages for an explanation of the abend code, but first refer to "DL/I Task Abends" on "DL/I Task Abends" on page 723. For most of the abend codes described in this chapter, a CICS/VSE transaction dump is provided at abnormal termination.

All CICS transaction abend codes *abcode* are 4-character alphameric codes of the format **A***xy*, where:



A = the IBM-assigned designation of a CICS transaction  
abend.

xx = 2-character code assigned by CICS to identify the  
module that *detected* an error

y = 1-character alphameric code assigned by CICS.

The following list shows the module corresponding to each value of xx:

AC	DFHACP	EX	DFHEIP	RH	DFHEIP
AK	DFHAKP	EY	DFHEIP	RL	DFHZCP
AM	DFHAMP	FC	DFHFCP	RT	DFHRTE
BM	DFHBMS	IC	DFHICP	SC	DFHSCP
BN	DFHTPS	IS	DFHISP	SP	DFHSPP
BP	DFHxxBP	JC	DFHJCP	SR	DFHSRP
BS	DFHTBS	KC	DFHKCP	TC	DFHZCP
CA	DFHCAP	LF	DFHLFO	TD	DFHTDP
CH	DFHCHS	MS	DFHMSP	TN	DFHZNACP
CM	DFHCMP	MT	DFHMTP	TR	DFHTRP
CP	DFHCPY	OC	DFHOCP	TS	DFHTSP
CR	DFHCRP	PC	DFHPCP	XF	DFHXFP
CS	DFHCRS	PL	PL/I	XS	DFHXSP
DB	DFHDBP	PP	DFHP3270	XT	DFHXTP
DI	DFHDIP	PR	DFHPRK	ZC	DFHZC*
EC	DFHECIP	PS	DFHPSP	ZI	DFHZCP
ED	DFHEDFP	PU	DFHPUP	ZT	DFHZTSP
EI	DFHEIP	RC	DFHRCP	ZV	DFHZATS
				ZX	DFHZXCU

For each transaction abend code, this chapter gives the following information:

- An explanation of events leading to or following the message
- The action that has been or will be taken by CICS/VSE (system action)
- The action recommended for the user (console or terminal operator)
- The name of the module that determined that the message should be sent. (This is not necessarily the module that issued the macro instruction to write the message.)

---

**AACA**

**Explanation:** An invalid error code has been passed to the DFHACP program.

**System Action:** CICS/VSE terminates the task abnormally with a dump.

**User Response:** Notify your system programmer.

**Module:** DFHACP

*Guide* for guidance on how to get more help with this problem.

**Module:** DFHAMP

---

**AAKP**

**Explanation:** An I/O error occurred while CICS/VSE was attempting to write the DFH5801 message to the master terminal log.

**System Action:** CICS/VSE terminates the task abnormally with a dump.

**User Response:** Use the messages relating to the I/O error, and, if necessary, the supplied dump to determine the cause of the problem.

**Module:** DFHAKP

---

**AAMD**

**Explanation:** Internal logic error in DFHAMP because of an unexpected return code from DFHDMP.

**System Action:** CICS/VSE terminates the task abnormally with a dump.

**User Response:** See Part 4 of the *CICS Problem Determination Guide* for guidance on how to get more help with this problem.

**Module:** DFHAMP

---

**AAMO**

**Explanation:** Invalid return code from DFHTOR, the CICS/VSE terminal object resolution program.

**System Action:** CICS/VSE terminates the task abnormally with a dump.

**User Response:** See Part 4 of the *CICS Problem Determination Guide* for guidance on how to get more help with this problem.

**Module:** DFHAMP

---

**AAMA**

**Explanation:** Internal logic error in DFHAMP.

**System Action:** CICS/VSE terminates the task abnormally with a dump.

**User Response:** See Part 4 of the *CICS Problem Determination*

---

**AAMP**

**Explanation:** Internal logic error in DFHAMP because of an unexpected return code from DFHPUP.

**System Action:** CICS/VSE terminates the task abnormally with a dump.

**User Response:** See Part 4 of the *CICS Problem Determination Guide* for guidance on how to get more help with this problem.

**Module:** DFHAMP

---

**AAMT**

**Explanation:** Internal logic error in DFHAMP because of an unexpected return code from DFHTMP.

**System Action:** CICS/VSE terminates the task abnormally with a dump.

**User Response:** See Part 4 of the *CICS Problem Determination Guide* for guidance on how to get more help with this problem.

**Module:** DFHAMP

---

**AAMZ**

**Explanation:** Internal logic error in DFHAMP because of an unexpected return code from DFHZCP.

**System Action:** CICS/VSE terminates the task abnormally with a dump.

**User Response:** See Part 4 of the *CICS Problem Determination Guide* for guidance on how to get more help with this problem.

**Module:** DFHAMP

---

**ABMA**

**Explanation:** The user has supplied a terminal input/output area (TIOA) with a data length of zero or equal to or greater than the storage accounting length minus 12.

**System Action:** The transaction is abnormally terminated with a CICS/VSE transaction dump.

**User Response:** Correct the program that supplied the erroneous data length.

**Module:** DFHPBP

---

**ABMB**

**Explanation:** The user has specified a cursor position in the BMS output request, and it is larger than the current screen size for the 3270 for which output is being built.

**System Action:** The transaction is abnormally terminated with a CICS/VSE transaction dump.

**User Response:** Correct the program that specified the incorrect cursor location.

**Module:** DFHPBP, DFHMCP (for minimum-function BMS), DFHMCX

---

**ABMC**

**Explanation:** The CMSG transaction is attempting to send a message to a greater number of terminals than is possible. There is no fixed maximum because the value depends on the other operands specified on the routing command.

**System Action:** The transaction is abnormally terminated with a CICS transaction dump.

**User Response:** Redefine the route list.

**Module:** DFHMCP

---

**ABMD**

**Explanation:** DFHTPR or DFHTPP has issued a DFHDI TYPE=SEND and has received a return code other than "FUNCERR-REQUEST FOR CHANGE DIRECTION SIGNALLED" or "NORESP"

**System Action:** The transaction is abnormally terminated with a CICS/VSE transaction dump.

**User Response:** Inform your system programmer.

**Module:** DFHTPP, DFHTPR

---

**ABMF**

**Explanation:** The specified value for the LENGTH option of the basic mapping support (BMS) SEND MAP is greater than the length of the FROM area.

**System Action:** The transaction is abnormally terminated with a CICS/VSE transaction dump.

**User Response:** Redefine the value for the LENGTH option.

**Module:** DFHPBP

---

**ABMG**

**Explanation:** The user has requested a basic mapping support (BMS) service that was not specified at system generation, or at initialization.

**System Action:** The transaction is abnormally terminated with a CICS/VSE transaction dump.

**User Response:** Correlate services requested against options specified in the system generation of BMS.

**Module:** DFHMCP

---

**ABMI**

**Explanation:** The map specified for a BMS input mapping request was not an input map.

**System Action:** The transaction is abnormally terminated with a CICS/VSE transaction dump.

**User Response:** Either define another input map or redefine the existing map.

**Module:** DFHMCP, DFHMCX

---

**ABML**

**Explanation:** The terminal control locate routine received invalid information from the BMS module DFHRLR.

**System Action:** The transaction is abnormally terminated with a CICS/VSE transaction dump.

**User Response:** See Part 4 of the *CICS Problem Determination Guide* for guidance on how to get more help with this problem.

**Module:** DFHRLR

---

**ABMM**

**Explanation:** An invalid map was specified.

**System Action:** The transaction is abnormally terminated with a CICS/VSE transaction dump.

**User Response:** Use the supplied dump to diagnose the problem. Register 6 contains the address of the BMS instruction being executed when the error was recognized.

**Module:** DFHPBP

---

**ABMO**

**Explanation:** The map specified for a BMS output mapping request was not an output map.

**System Action:** The transaction is abnormally terminated with a CICS/VSE transaction dump.

**User Response:** Either define another output map or redefine the existing map.

**Module:** DFHMCP, DFHMCX

---

---

**ABMP**

**Explanation:** The terminal operator has tried to initiate a Page Retrieval session with a PA or PF key that has been defined in the PCT to invoke terminal paging, but for which no page retrieval command has been defined in the SIT. The transaction code, *transid*, given in the message is the CICS reserved code for a transaction initiated by PA/PF/LPA action (TASKREQ= in the PCT). The key pressed can be identified from the second and third characters of the transaction identification code (see the list at the beginning of this chapter.)

**System Action:** The display status remains unset and the transaction is abnormally terminated with a CICS/VSE transaction dump.

**User Response:** The system programmer should ensure that the command in question is defined in the SIT.

**Module:** DFHTPR

---

**ABMS**

**Explanation:** Basic mapping support (BMS) received a nonzero return code from a task control schedule request.

**System Action:** The transaction is abnormally terminated with a CICS/VSE transaction dump.

**User Response:** See Part 4 of the *CICS Problem Determination Guide* for guidance on how to get more help with this problem.

**Module:** DFHTPS

---

**ABMT**

**Explanation:** Minimum-function BMS is being used for a non-3270 terminal type.

**System Action:** The transaction is abnormally terminated with a CICS/VSE transaction dump.

**User Response:** Standard- or full-function BMS should be generated, or the transaction should be run on a 3270 terminal.

**Module:** DFHMCP

---

**ABMU**

**Explanation:** The application program supplied an address that is not within partition boundaries. The low-order 3 bytes of general register 1 in the transaction dump contain the erroneous address; the high-order byte of register 1 indicates the address type as follows:

X'01'	Title address (TCAMSTA)
X'02'	Alternate I/O area address (TCAMSIOA)
X'03'	Map address (TCABMSMA)
X'04'	Header address (TCAMSHDR)
X'05'	Route list address (TCAMSRLA)
X'06'	Trailer address (TCAMSTRL)
X'07'	Map set address (TCAMSMSA)
X'08'	TIOA address (TCTTEDA).

**System Action:** The transaction is abnormally terminated with a CICS/VSE transaction dump.

**User Response:** Correct the application program that is supplying the erroneous address.

**Module:** DFHMCP, DFHEMS

---

**ABMV**

**Explanation:** DFHRLR has detected an invalid route list entry.

**System Action:** The transaction is abnormally terminated with a CICS/VSE transaction dump.

**User Response:** Check that the route list is correctly built with reserved field in the entry containing blank, and a stopper of halfword X'FFFF' to terminate the list.

---

**Module:** DFHRLR

---

**ABMX**

**Explanation:** A text string passed to BMS contained a Set Attribute order that was invalid for one of the following reasons:

1. The Set Attribute sequence was less than three characters.
2. The attribute type was invalid.

**System Action:** The task is abnormally terminated with a CICS/VSE transaction dump.

**User Response:** Correct the offending application program.

**Module:** DFHPBP

---

**ABM0**

**Explanation:** The map specified for a basic mapping support (BMS) request could not be located.

**System Action:** The transaction is abnormally terminated with a CICS/VSE transaction dump.

**User Response:** Check if the map was specified correctly, or in fact if the map has been defined.

**Module:** DFHMCP, DFHMCX

---

**ABM1**

**Explanation:** A basic mapping support (BMS) service has been requested by a transaction initiated at a non-BMS-supported terminal.

**System Action:** The transaction is abnormally terminated with a CICS/VSE transaction dump.

**User Response:** Do not use terminals not supported by BMS for applications using BMS services.

**Module:** DFHRLR

---

**ABM2**

**Explanation:** No user data was supplied for this macro-level BMS request.

**System Action:** The transaction is abnormally terminated with a CICS/VSE transaction dump.

**User Response:** The programmer must place the address of the data into TCTTEDA or TCAMSIOA, whichever is appropriate. For further information, see the *CICS Application Programming Guide*.

**Module:** DFHMCP

---

**ABM3**

**Explanation:** A BMS input or output request has been issued from a task that is not terminal-oriented.

**System Action:** The task is abnormally terminated with a CICS dump.

**User Response:** The task issuing a BMS input or output request must be attached to a terminal.

**Module:** DFHMCP

---

**ABM4**

**Explanation:** DFHTPP received an error from temporary storage while trying to store a page produced by BMS.

**System Action:** The transaction is abnormally terminated with a CICS/VSE transaction dump.

**User Response:** See Part 4 of the *CICS Problem Determination Guide* for guidance on how to get more help with this problem.

**Module:** DFHMCP, DFHTPP

---

---

**ABM5**

**Explanation:** A DFHTS TYPE=PURGE request has been issued with an invalid REQID. This incorrect request was issued by basic mapping support (BMS).

**System Action:** The transaction is abnormally terminated with a CICS/VSE transaction dump.

**User Response:** See Part 4 of the *CICS Problem Determination Guide* for guidance on how to get more help with this problem.

**Module:** DFHMCP, DFHTPR

---

**ABM6**

**Explanation:** Transaction CSPS scheduled internally by BMS is not defined in the program control table (PCT).

**System Action:** The transaction is abnormally terminated with a CICS/VSE transaction dump.

**User Response:** Define an entry for the transaction identification CSPS in the PCT. Define an entry for the program DFHTPS in the processing program table (PPT). For further information, see the *CICS Resource Definition Guide*.

**Module:** DFHMCP

---

**ABM7**

**Explanation:** The trailer specified to be used while building pages of text data is longer than the page.

**System Action:** The transaction is abnormally terminated with a CICS/VSE transaction dump.

**User Response:** Correct the application program that issues the request with too long a trailer.

**Module:** DFHPBP

---

**ABM8**

**Explanation:** A BMS text request specified a value for the JUSTIFY option which is too large for the page being built.

**System Action:** The transaction is abnormally terminated with a CICS/VSE transaction dump.

**User Response:** Correct the application program that specified too large a value for the JUSTIFY option.

**Module:** DFHPBP

---

**ABM9**

**Explanation:** The text data overflow routines have been reentered while text overflow was in process. This condition occurs when the line requirements for the text header and/or trailer exceed the line capacity of the page for which data is being formatted.

**System Action:** The transaction is abnormally terminated with a CICS/VSE transaction dump.

**User Response:** Reduce the number of lines required for the header and/or trailer or increase the page size of the terminal.

**Module:** DFHPBP

---

**ABNA**

**Explanation:** No route list was supplied with a route request received from the remote system.

**System Action:** The task is abnormally terminated with a CICS/VSE transaction dump.

**User Response:** See Part 4 of the *CICS Problem Determination Guide* for guidance on how to get more help with this problem.

**Module:** DFHTPS

---

**ABNB**

**Explanation:** The principal facility of the task is not a TCTTE of the correct type.

**System Action:** The task is abnormally terminated with a CICS/VSE transaction dump.

**User Response:** Ensure that DFHTPS has not been specified as the initial program of a transaction other than CSPS. Check that the operator did not enter CSPS from the terminal.

**Module:** DFHTPS

---

**ABNC**

**Explanation:** An attempt to access a temporary storage queue failed.

**System Action:** The task is abnormally terminated with a CICS/VSE transaction dump.

**User Response:** Ensure that temporary storage is correctly generated.

**Module:** DFHTPS

---

**ABND**

**Explanation:** An error response was received from an invocation of the terminal sharing transformation program (DFHXTP).

**System Action:** The task is abnormally terminated with a CICS/VSE transaction dump.

**User Response:** See Part 4 of the *CICS Problem Determination Guide* for guidance on how to get more help with this problem.

**Module:** DFHTPS

---

**ABNE**

**Explanation:** An error response was received from an invocation of a BMS TYPE=ROUTE or TYPE=STORE request.

**System Action:** The task is abnormally terminated with a CICS/VSE transaction dump.

**User Response:** Check that BMS was correctly generated.

**Module:** DFHTPS

---

**ABNF**

**Explanation:** The transaction was not in send mode when it sent data to the remote system.

**System Action:** The task is abnormally terminated with a CICS/VSE transaction dump.

**User Response:** See Part 4 of the *CICS Problem Determination Guide* for guidance on how to get more help with this problem.

**Module:** DFHTPS

---

**ABNG**

**Explanation:** An attach request was received from the remote system without any data indicating the reason for the request.

**System Action:** The task is abnormally terminated with a CICS/VSE transaction dump.

**User Response:** See Part 4 of the *CICS Problem Determination Guide* for guidance on how to get more help with this problem.

**Module:** DFHTPS

---



---

**ABNH**

**Explanation:** An attempt to ship data to the remote system failed.

**System Action:** The task is abnormally terminated with a CICS/VSE transaction dump.

**User Response:** See Part 4 of the *CICS Problem Determination Guide* for guidance on how to get more help with this problem.

**Module:** DFHTPS

---

**ABNI**

**Explanation:** CICS/VSE could not find a profile for an APPC transaction routing request.

**System Action:** CICS/VSE terminates the task abnormally.

**User Response:** Either you have specified an incorrect name in the PROFILE parameter of an EXEC CICS ALLOCATE command, or you have not created a PCT entry for a required profile. Correct the error before resubmitting the transaction.

**Module:** DFHTPS

---

**ABP1**

**Explanation:** An I/O error occurred when one of the five named CICS/VSE modules was attempting to read the recovery file in the restart data set.

**System Action:** The CICS/VSE module, DFHxxRP (xx=DL, TC, TS, FC, or US) traps this abend and abends CICS/VSE restart with a covering message. Therefore, this abend code never appears at the head of a transaction dump, but may be found in the body of a dump after a CICS/VSE restart failure.

**User Response:** Using the associated messages, determine the cause of the I/O error on the restart data set. Restore the data set before restarting CICS/VSE.

**Module:** DFHTCBP, DFHUSBP

---

**ABP2**

**Explanation:** A backout failure occurred during execution of one of the named CICS/VSE modules. For example, an I/O error occurred on the resource being backed out.

**System Action:** The CICS/VSE module, DFHxxRP (xx=DL, TC, or US) traps this abend and abends CICS/VSE restart with a covering message. Therefore, this abend code never appears at the head of a transaction dump, but can appear in the body of a dump after a CICS/VSE restart failure.

**User Response:** Using the associated messages, determine the cause of the backout failure. Restore the data set before restarting CICS/VSE.

**Module:** DFHTSBP

---

**ABP3**

**Explanation:** During CICS/VSE emergency restart, one of the named CICS/VSE modules detected a CICS/VSE internal logic error.

**System Action:** The CICS/VSE module, DFHxxRP (xx= TC or TS) traps this abend and abends CICS/VSE restart with a covering message. Therefore, this abend code never appears at the head of a transaction dump, but can appear in the body of a dump after a CICS/VSE restart failure.

**User Response:** See Part 4 of the *CICS Problem Determination Guide* for guidance on how to get more help with this problem.

**Module:** DFHTCBP, DFHTSBP

---



---

**ABRC**

**Explanation:** The bridge exit is not defined and could not be autoinstalled.

**System Action:** The task is abnormally terminated with a CICS transaction dump. The user transaction will not be started.

**User Response:** Either define the program using RDO or change the program autoinstall exit to allow it to be autoinstalled.

**Module:** DFHBRMS, DFHBRTC

---

**ABRD**

**Explanation:** The bridge exit is disabled.

**System Action:** The task is abnormally terminated with a CICS transaction dump. The user transaction will not be started.

**User Response:** Identify why the bridge exit is disabled. Enable the bridge exit and retry the action.

**Module:** DFHBRMS, DFHBRTC

---

**ABRE**

**Explanation:** The bridge exit could not be loaded.

**System Action:** The task is abnormally terminated with a CICS transaction dump. The user transaction will not be started.

**User Response:** Investigate why it cannot be loaded. It may not have been defined in the LIBDEF search chain concatenation.

**Module:** DFHBRMS, DFHBRTC

---

**ABRF**

**Explanation:** The bridge exit is defined as remote.

**System Action:** The task is abnormally terminated with a CICS transaction dump. The user transaction will not be started.

**User Response:** Define the bridge exit as a local program.

**Module:** DFHBRMS, DFHBRTC

---

**ABRG**

**Explanation:** An invalid bridge facility token was specified.

**System Action:** The task is abnormally terminated with a CICS transaction dump. The user transaction will not be started.

**User Response:** This error was probably caused by the incorrect data being sent to the bridge exit from the client application.

Check the data set by tracing the data sent from the client application.

Ensure that the bridge facility token in the data transmitted by the application is correct.

**Module:** DFHBRXM

---

**ABRH**

**Explanation:** The bridge facility token specified is not known to CICS.

**System Action:** The task is abnormally terminated with a CICS transaction dump. The user transaction will not be started.

**User Response:** The most likely error is that the client application specified too small a keep time for the bridge facility. Before the client reused the bridge facility token, CICS had already discarded it. Check the bridge facility keep time

in the outbound messages. CICS will use the keep time value specified in the last message used by a transaction. Alternatively use the trace or CEDX to look at the keep time in the BRXA passed back on the terminate call to the bridge exit.

Another possible error is that the client application passed a request to a CICS system other than that on which the original request was sent. Bridge facilities are only valid on a single CICS system.

**Module:** DFHBRXM

---

#### ABRI

**Explanation:** There are no free bridge facility tokens available. This is probably due to excessive keep time values being specified on the bridge exit termination call.

**System Action:** The task is abnormally terminated with a CICS transaction dump. The user transaction will not be started.

**User Response:** Review the keep time values used by the client applications. If some client applications are returning excessive values, modify the bridge exit to specify a limit to the values.

**Module:** DFHBRXM

---

#### ABRJ

**Explanation:** An invalid FACILITYLIKE value was specified.

The FACILITYLIKE value can be specified on the bridge exit initialization call. If the default value (blanks) is returned, the value in the user transaction profile definition is used. If no FACILITYLIKE value is specified in the profile definition, a value of CBRF is used.

The name must be that of an installed VTAM 3270 terminal.

**System Action:** The task is abnormally terminated with a CICS transaction dump. The user transaction will not be started.

**User Response:** Define the terminal specified by FACILITYLIKE, change the value on the profile definition, change the value supplied by the client application, or install a terminal definition for CBRF.

**Module:** DFHBRXM

---

#### ABRK

**Explanation:** The USERID check failed following the call to the bridge exit.

**System Action:** The task is abnormally terminated with a CICS transaction dump. The user transaction will not be started.

**User Response:** Enter the correct password. If the password is correct or was not supplied, review the external security manager definitions.

**Module:** DFHBRXM

---

#### ABRN

**Explanation:** The bridge exit returned a value in BRXA\_RESP that is not valid for the command for which it was invoked.

**System Action:** The transaction is backed out.

**User Response:** Change the bridge exit to only return valid response settings.

**Module:** DFHBRIC, DFHBRMS, DFHBRSP, DFHBRTC

---

#### ABRQ

**Explanation:** The bridge exit issued an abend.

**System Action:** The transaction is backed out.

**User Response:** Identify why the bridge exit abended.

**Module:** DFHBRMS, DFHBRTC

---

#### ABRR

**Explanation:** The user transaction's profile could not be found.

**System Action:** The task is abnormally terminated with a CICS transaction dump. The user transaction is not started.

**User Response:** Check that the profile name in the user transaction definition is correct, and that this profile has been defined.

**Module:** DFHBRXM

---

#### ABRS

**Explanation:** CICS was unable to obtain storage to create the bridge facility.

**System Action:** The task is abnormally terminated with a CICS transaction dump. The user transaction is not started.

**User Response:** Identify why CICS is running short on storage.

**Module:** DFHBRXM

---

#### ABRY

**Explanation:** CICS returned an unexpected error running the bridge exit. This is a CICS internal error.

**System Action:** The task is abnormally terminated with a CICS transaction dump.

**User Response:** You need further assistance from IBM to resolve this problem. See Part 4 of the CICS Problem Determination Guide for guidance on how to proceed.

**Module:** DFHBRMS, DFHBRTC

---

#### ABRZ

**Explanation:** The bridge exit returned invalid data in the BRXA.

**System Action:** The task is abnormally terminated with a CICS transaction dump.

**User Response:** If a user supplied bridge exit was used, review the format of the data returned by the exit.

If a CICS supplied exit was used, this is a CICS error. You need further assistance from IBM to resolve this problem. See Part 4 of the CICS Problem Determination Guide for guidance on how to proceed.

**Module:** DFHBRIC, DFHBRMS, DFHBRSP, DFHBRTC, DFHXMBR

---

#### ABR3

**Explanation:** An unsupported BMS request was received by the bridge exit.

**System Action:** The task is abnormally terminated with a CICS transaction dump.

**User Response:** The bridge only supports minimum function BMS and SEND TEXT. This transaction cannot be used in a bridge environment.

**Module:** DFHEMS

---

**ABSA**

**Explanation:** A message passed to DFHBSMSG is too long (this is a CICS/VSE internal error).

**System Action:** CICS/VSE terminates the task abnormally with a dump.

**User Response:** See Part 4 of the *CICS Problem Determination Guide* for guidance on how to get more help with this problem.

**Module:** DFHTBS

---

**ACAA**

**Explanation:** This explanation applies to the two transaction abend codes, ACAA and ACAD. CICS cannot find a match for a function code in the language definition table, because the parameterized resource definition contains an unrecognized resource type code. The abend code issued depends on the DFHCAP operation that was invoked before the error occurred:

**Abend DFHCAP operation**

ACAA ANALYZE  
ACAD DEFAULTS

The cause of the abend is either:

1. The language definition table, DFHEITCU, in the library is invalid for the release of CICS/VSE you are running, or
2. A CICS/VSE logic error has occurred.

**System Action:**

- **CICS/VSE environment:** The CEDA transaction is abnormally terminated with a CICS/VSE transaction dump.
- **Batch environment:** Processing is abnormally terminated with an operating system dump.

**User Response:** Ensure that the DFHEITCU module is in the library and is valid for this release of CICS/VSE.

If a valid version of DFHEITCU is already in the library, a CICS/VSE logic error has occurred, and you may require assistance.

**User Response:** See Part 4 of the *CICS Problem Determination Guide* for guidance on how to get more help with this problem.

**Module:** DFHCAP

---

**ACAD**

**Explanation:** See ACAA.

---

**ACAI**

**Explanation:** Internal error when module DFHCAP is invoked. Invalid function code for domain call to DFHCAP.

**System Action:**

- **CICS/VSE environment:** The CEDA transaction is abnormally terminated with a CICS/VSE transaction dump.
- **Batch environment:** Processing is abnormally terminated with an operating system dump.

**User Response:** See Part 4 of the *CICS Problem Determination Guide* for guidance on how to get more help with this problem.

**Module:** DFHCAP

---

**ACCx**

**Explanation:** Abend codes with "ACC" as the first 3 characters are issued by the C/370 compiler running under CICS. These are documented in the *C/370 User's Guide*

---



---

**ACHA**

**Explanation:** The remote server transaction CEHS is not at a compatible level to operate with the CICS/CMS system. This usually indicates that the service levels of CICS/CMS and the remote server are different.

**System Action:** CICS/VSE terminates the remote server transaction abnormally with a dump.

**User Response:** See Part 4 of the *CICS Problem Determination Guide* for guidance on how to get more help with this problem.

**Module:** DFHCHS

---

**ACHB**

**Explanation:** The remote server has received a data frame from CICS/CMS out of sequence. A frame may have been lost in transmission.

**System Action:** CICS/VSE terminates the remote server abnormally with a dump.

**User Response:** Re-establish the connection between CICS/CMS and the remote CICS/VSE system and try to use the remote server again. If the problem persists, you may require assistance.

**User Response:** See Part 4 of the *CICS Problem Determination Guide* for guidance on how to get more help with this problem.

**Module:** DFHCHS

---

**ACHC**

**Explanation:** The remote server did not receive an acknowledgement type data frame from CICS/CMS when one was expected.

**System Action:** CICS/VSE terminates the remote server abnormally with a dump.

**User Response:** Re-establish the connection between CICS/CMS and the remote CICS/VSE system and try to use the remote server again. If the problem persists, you may need assistance.

**User Response:** See Part 4 of the *CICS Problem Determination Guide* for guidance on how to get more help with this problem.

**Module:** DFHCHS

---

**ACHD**

**Explanation:** The remote server did not receive a response type data frame from CICS/CMS when one was expected.

**System Action:** CICS/VSE terminates the remote server abnormally with a dump.

**User Response:** Re-establish the connection between CICS/CMS and the remote CICS/VSE system and try to use the remote server again. If the problem persists, you may need assistance.

**User Response:** See Part 4 of the *CICS Problem Determination Guide* for guidance on how to get more help with this problem.

**Module:** DFHCHS

---

**ACHE**

**Explanation:** The remote server received a data frame from CICS/CMS when none was expected. This indicates a logic error in the remote server.

**System Action:** CICS/VSE terminates the remote server abnormally with a dump.

**User Response:** Re-establish the connection between CICS/CMS and the remote CICS/VSE system and try to use

the remote server again. If the problem persists, you may need assistance.

**User Response:** See Part 4 of the *CICS Problem Determination Guide* for guidance on how to get more help with this problem.

**Module:** DFHCHS

---

#### ACHF

**Explanation:** The remote server attempted to send one of a series of data frames to CICS/CMS when, at this time, only a single frame is allowed. This indicates a logic error in the remote server.

**System Action:** CICS/VSE terminates the remote server abnormally with a dump.

**User Response:** Re-establish the connection between CICS/CMS and the remote CICS/VSE system and try to use the remote server again. If the problem persists, you may need assistance.

**User Response:** See Part 4 of the *CICS Problem Determination Guide* for guidance on how to get more help with this problem.

**Module:** DFHCHS

---

#### ACHG

**Explanation:** The remote server attempted to send data to CICS/CMS while not having been set into the correct mode to do so. This indicates a logic error in the remote server.

**System Action:** CICS/VSE terminates the remote server abnormally with a dump.

**User Response:** Re-establish the connection between CICS/CMS and the remote CICS/VSE system and try to use the remote server again. If the problem persists, you may need assistance.

**User Response:** See Part 4 of the *CICS Problem Determination Guide* for guidance on how to get more help with this problem.

**Module:** DFHCHS

---

#### ACHH

**Explanation:** A TIOA has not been created from the data received by the remote server from CICS/CMS.

**System Action:** CICS/VSE terminates the remote server abnormally with a dump.

**User Response:** Re-establish the connection between CICS/CMS and the remote CICS/VSE system and try to use the remote server again. If the problem persists, you may need assistance.

**User Response:** See Part 4 of the *CICS Problem Determination Guide* for guidance on how to get more help with this problem.

**Module:** DFHCHS

---

#### ACHI

**Explanation:** The remote server has received an unexpected return code from the Transformer 2 program.

**System Action:** CICS/VSE terminates the remote server abnormally with a dump.

**User Response:** See Part 4 of the *CICS Problem Determination Guide* for guidance on how to get more help with this problem.

**Module:** DFHCHS

---

#### ACHJ

**Explanation:** An error has occurred processing a request from CICS/CMS which had the 'No-Reply' option. The remote server cannot, therefore, return the error condition to CICS/CMS.

**System Action:** CICS/VSE terminates the remote server abnormally with a dump.

**User Response:** Re-establish the remote server and diagnose the problem by executing the same command from CECI under CICS/CMS without the NOCHECK option.

**Module:** DFHCHS

---

#### ACHK

**Explanation:** The transformer program has requested neither EIP nor DLI to execute the request received from CICS/CMS. This indicates a logic error because the request has to be destined for either EIP or DLI.

**System Action:** CICS/VSE terminates the remote server abnormally with a dump.

**User Response:** See Part 4 of the *CICS Problem Determination Guide* for guidance on how to get more help with this problem.

**Module:** DFHCHS

---

#### ACHL

**Explanation:** CICS/CMS has supplied a buffer to the remote server which is not large enough to hold the reply that the remote server has to return.

**System Action:** CICS/VSE terminates the remote server abnormally with a dump.

**User Response:** Re-establish the connection between CICS/CMS and the remote CICS/VSE system and try to use the remote server again. If the problem persists, you may need assistance.

**User Response:** See Part 4 of the *CICS Problem Determination Guide* for guidance on how to get more help with this problem.

**Module:** DFHCHS

---

#### ACHM

**Explanation:** The remote server has tried to receive a response from CICS/CMS which failed repeatedly until the retry limit was exceeded.

**System Action:** CICS/VSE terminates the remote server abnormally with a dump.

**User Response:** Re-establish the connection between CICS/CMS and the remote CICS/VSE system and try to use the remote server again. If the problem persists, you may need assistance.

**User Response:** See Part 4 of the *CICS Problem Determination Guide* for guidance on how to get more help with this problem.

**Module:** DFHCHS

---

#### ACHN

**Explanation:** The remote server has tried to receive a request from CICS/CMS which failed repeatedly until the retry limit was exceeded.

**System Action:** CICS/VSE terminates the remote server abnormally with a dump.

**User Response:** Re-establish the connection between CICS/CMS and the remote CICS/VSE system and try to use the remote server again. If the problem persists, you may need assistance.



## ACHO • ACN7

**User Response:** See Part 4 of the *CICS Problem Determination Guide* for guidance on how to get more help with this problem.

**Module:** DFHCHS

---

### ACHO

**Explanation:** The remote server has tried to receive a reply from CICS/CMS which failed repeatedly until the retry limit was exceeded.

**System Action:** CICS/VSE terminates the remote server abnormally with a dump.

**User Response:** Re-establish the connection between CICS/CMS and the remote CICS/VSE system and try to use the remote server again. If the problem persists, you may need assistance.

**User Response:** See Part 4 of the *CICS Problem Determination Guide* for guidance on how to get more help with this problem.

**Module:** DFHCHS

---

### ACHP

**Explanation:** CICS/CMS has made a request to the remote server for which the reply would need more than the maximum storage allowed (32660 bytes). This indicates that a logic error has occurred.

**System Action:** CICS/VSE terminates the remote server abnormally with a dump.

**User Response:** See Part 4 of the *CICS Problem Determination Guide* for guidance on how to get more help with this problem.

**Module:** DFHCHS

---

### ACHQ

**Explanation:** The remote server has a request from CICS/CMS for DL/I resources but DL/I does not exist on the CICS/VSE system.

**System Action:** CICS/VSE terminates the remote server abnormally with a dump.

**User Response:** Either install DL/I into the CICS/VSE system, or remove the DL/I call.

**Module:** DFHCHS

---

### ACMF

**Explanation:** The monitoring program has detected that the monitoring area (which is positioned after the TCA/TWA) has been overwritten.

**System Action:** The task is abnormally terminated with a CICS/VSE transaction dump.

**User Response:** Use the transaction dump to determine why the application program has overwritten the monitoring area.

**Module:** DFHCOMP

---

### ACN1

**Explanation:** The DFHCNV conversion table cannot be loaded. This is probably because a table has not been pregenerated. It could also occur if the table DFHCNV has been linked above the 16MB line.

**System Action:** The transaction is abnormally terminated with a transaction dump.

**User Response:** Ensure that DFHCNV is assembled and link-edited into an appropriate library.

**Module:** DFHCCNV

---

### ACN2

**Explanation:** The table DFHCNV has been loaded but the first record is in the wrong format. This is probably due to an error during assembly or link-editing, but could also be the result of a storage overwrite.

**System Action:** The transaction is abnormally terminated with a transaction dump.

**User Response:** The table should be reassembled and relink-edited. Check the assembler and linkage-editor output. Check for any messages issued from CICS/VSE indicating that storage overwrites have occurred.

**Module:** DFHCCNV

---

### ACN3

**Explanation:** The user-defined conversion program DFHUCNV could not be linked. If USREXIT=YES is coded on one or more DFHCNV TYPE=ENTRY statements, a user conversion program must be available (even if it returns control immediately).

**System Action:** The transaction is abnormally terminated with a CICS/VSE transaction dump.

**User Response:** Ensure that module DFHUCNV is in an appropriate library, or amend all DFHCNV TYPE=ENTRY statements to specify USREXIT=NO.

**Module:** DFHCCNV

---

### ACN4

**Explanation:** An unrecognized format of a DFHCNV table has been encountered.

**System Action:** The transaction is abnormally terminated with a transaction dump.

**User Response:** Reassemble and relink edit the DFHCNV macro.

**Module:** DFHCCNV

---

### ACN5

**Explanation:** An override for the default client code page has been received but the value is not recognized.

**System Action:** The transaction is abnormally terminated with a transaction dump.

**User Response:** Ensure that the client system is using one of the client code pages supported by CICS/VSE.

**Module:** DFHCCNV

---

### ACN6

**Explanation:** The conversion between client code page and server code page is not supported by CICS/VSE. For example, conversion has been requested between Japanese code page 932 and Latin-1 code page 500.

**System Action:** The transaction is abnormally terminated with a transaction dump.

**User Response:** Ensure that the client codepage, both default and overrides are in the same group as the server codepage. For example, client code page 852 from Latin-2 group, is only supported to server code page 870.

**Module:** DFHCCNV

---

### ACN7

**Explanation:** An override for the default binary format has been received but the value is not recognized.

**System Action:** The transaction is abnormally terminated with a transaction dump.

**User Response:** Data formats should be either S/370 or

INTEL. Other data formats are not supported by CICS/VSE.  
**Module:** DFHCCNV

**ACP1**

**Explanation:** DFHIC TYPE=GET response code is other than the normal response during print key processing.

**System Action:** The transaction is abnormally terminated with a CICS/VSE transaction dump. The keyboard of the terminal on which the print key was depressed remains locked to indicate the failure of the operation.

**User Response:** The system programmer should analyze the dump. The response code is in the low order byte of register 0.

**Module:** DFHCPY

**ACP2**

**Explanation:** DFHIC TYPE=INITIATE response code is other than the normal response during print key processing.

**System Action:** The transaction is abnormally terminated with a CICS/VSE transaction dump. The keyboard of the terminal on which the print key was depressed remains locked to indicate the failure of the operation.

**User Response:** The system programmer should analyze the dump. The response code is in low-order byte of register 0.

**Module:** DFHCPY

**ACRA**

**Explanation:** The relay program has been invoked without a terminal as its principal facility.

**System Action:** The task is abnormally terminated with a CICS/VSE transaction dump.

**User Response:** Ensure that DFHCRP has not been specified as the initial program of a task that is not terminal-related.

**Module:** DFHCRP

**ACRB**

**Explanation:** The relay program has been invoked by a transaction that is not defined as remote in the PCT.

**System Action:** The task is abnormally terminated with a CICS/VSE transaction dump.

**User Response:** Check the PCT entry for the transaction. Determine why DFHCRP was invoked if the transaction is not a remote transaction.

**Module:** DFHCRP

**ACRC**

**Explanation:** The relay program received an invalid response from DFHZCX.

**System Action:** The task is abnormally terminated with a CICS/VSE transaction dump.

**User Response:** See Part 4 of the *CICS Problem Determination Guide* for guidance on how to get more help with this problem.

**Module:** DFHCRP

**ACRD**

**Explanation:** The system entry for the system to which routing is to be performed could not be found.

**System Action:** The task is abnormally terminated with a CICS/VSE transaction dump.

**User Response:** Check the PCT entry for the transaction to confirm that the system was correctly specified. Check that the system entry is defined in the TCT.

**Module:** DFHCRP

**ACRE**

**Explanation:** A transaction invoked from an APPC terminal and specified in the installed transaction definition as remote has abnormally terminated because the link is out of service.

**System Action:** The task is abnormally terminated.

**User Response:** Wait until the link is available.

The CICS/VSE-supplied transaction CEMT INQUIRE CONNECTION can be used to check the states of the links.

**Module:** DFHCRP

**ACRF**

**Explanation:** The relay program received a non-zero return code from the dynamic router following its first invocation.

**System Action:** The task is abnormally terminated with a CICS/VSE transaction dump.

**User Response:** Notify your system programmer of the error. Use the dump to determine why the dynamic routing program has failed by checking the contents of the passed COMMAREA DFHDYE for correctness. You can find the COMMAREA address from field TCACOMM in the system TCA for the task. The COMMAREA fields are mapped via the DFHDYPDS DSECT.

**Module:** DFHCRP

**ACRG**

**Explanation:** An ATI initiated remote transaction defined with DYNAMIC(YES) has failed because there is no matching entry in the AID chain.

Each AID in the chain has been checked and none has been found where:

1. the AID terminal ID matches that of the TCTTE
2. the installed transaction definition and the AID transaction IDs match
3. the AID is for a remote transaction
4. the AID has not been canceled.

**System Action:** The task is abnormally terminated with a CICS/VSE system dump.

**User Response:** Notify your system programmer of the error. The dump can be used to help ascertain the mismatch. Check the transactions listed in the TCTTE and PCT fields of the system dump against the AID chain.

**Module:** DFHCRP

**ACRH**

**Explanation:** The profile for the session that will carry intersystem flows during transaction routing could not be found.

**System Action:** The task is abnormally terminated with a CICS/VSE transaction dump.

**User Response:** Check the installed transaction definition to confirm that TRPROF was correctly specified.

**Module:** DFHCRP

**ACRI**

**Explanation:** An error occurred when attempting to link to the dynamic transaction routing program.

**System Action:** The transaction is abnormally terminated with a CICS/VSE transaction dump.

A message in the range DFH4416 to DFH4420 is written to the CSMT log.

**User Response:** Refer to the message sent to the CSMT log. It will identify the cause of the link failure and provide further user guidance.

**Module:** DFHCRP

#### ACSA

**Explanation:** The remote scheduler task (CRSR) does not own an intersystem link TCTTE as its principal facility.

**System Action:** The task is abnormally terminated with a CICS/VSE transaction dump.

**User Response:** Ensure that DFHCRS is not specified as the initial program of a task other than CRSR. Check that the terminal operator did not enter CRSR.

**Module:** DFHCRS

#### ACSB

**Explanation:** An unexpected reply was received from a remote system in response to a request to schedule a task on that system.

**System Action:** The task is abnormally terminated with a CICS/VSE transaction dump.

**User Response:** See Part 4 of the *CICS Problem Determination Guide* for guidance on how to get more help with this problem.

**Module:** DFHCRS

#### ACSC

**Explanation:** An unexpected request was received from a remote system when expecting a request to schedule a task.

**System Action:** The task is abnormally terminated with a CICS/VSE transaction dump.

**User Response:** See Part 4 of the *CICS Problem Determination Guide* for guidance on how to get more help with this problem.

**Module:** DFHCRS

#### ACSD

**Explanation:** An internal logic error has been detected.

**System Action:** The task is abnormally terminated with a CICS/VSE transaction dump.

**User Response:** See Part 4 of the *CICS Problem Determination Guide* for guidance on how to get more help with this problem.

**Module:** DFHCRS

#### ACSE

**Explanation:** Module DFHCRS has been attached in an unsupported manner.

**System Action:** CICS abnormally terminates the transaction with a transaction dump.

**User Response:** Module DFHCRS should be executed only by transaction CRSR, which executes with an MRO session, an LU6.1 session or an LU type 6.2 conversation as its principal facility. Ensure that the transaction is being attached by a CRSR transaction in the connected system, and not by a user transaction.

If the transaction is being attached by a CRSR transaction, you will need assistance from IBM to resolve the problem. See Part 4 of the *CICS Problem Determination Guide* for guidance on how to get more help with this problem.

**Module:** DFHCRS

#### ACSH

**Explanation:** The processing of APPC mapped data requires the generation of an APPC attach FMH with default values. In particular, the sync level requested is defaulted to 2. However, the session that is to be used has been bound with a sync level of 1.

**System Action:** The task is abnormally terminated with a CICS/VSE transaction dump.

**User Response:** Check that:

1. The entry in the TCT for the remote system has been defined with parallel sessions.
2. The remote system is capable of supporting a sync level of 2.
3. The correct sync level has been requested.

**Module:** DFHCRS

#### ACSI

**Explanation:** An APPC conversation failure occurred when an attach between CICS/VSE systems was issued.

**System Action:** The task is abnormally terminated with a CICS/VSE transaction dump.

**User Response:** Check the connection to the remote CICS/VSE system and try to re-establish it.

**Module:** DFHCRS

#### ACSJ

**Explanation:** CICS/VSE has been unable to obtain storage for a remote work element (RWE) to initiate a mass flag (CFTS) or remote delete (CDTS) transaction.

**System Action:** The task is abnormally terminated with a CICS/VSE transaction dump.

**User Response:** Use the dump to investigate the GETMAIN failure.

For further guidance on dealing with storage errors, see the *CICS Problem Determination Guide*.

**Module:** DFHCRS

#### ACSL

**Explanation:** CICS/VSE has been unable to attach a transaction to perform a mass flag (CFTS) or mass remote delete (CDTS) request.

**System Action:** The task is abnormally terminated with a CICS/VSE transaction dump.

**User Response:** See Part 4 of the *CICS Problem Determination Guide* for guidance on how to get more help with this problem.

**Module:** DFHCRS, DFHZTSP

#### ACSM

**Explanation:** Transaction CFTS has abended. The mass flagging of terminals for deletion has failed.

**System Action:** The task is abnormally terminated with a CICS/VSE transaction dump.

**User Response:** See Part 4 of the *CICS Problem Determination Guide* for guidance on how to get more help with this problem.

**Module:** DFHCRS

#### ACSN

**Explanation:** Transaction CFTS has stalled. The mass flagging of terminals for deletion has exceeded the expected time frame and is therefore assumed to have failed.

**System Action:** The task is abnormally terminated with a CICS/VSE transaction dump. A flag is set in the remote work

element (RWE) to indicate that the mainline transaction has assumed that CFTS has failed.

**User Response:** See Part 4 of the *CICS Problem Determination Guide* for guidance on how to get more help with this problem.

**Module:** DFHCRS

#### ACTA

**Explanation:** The relay program running in the terminal-owning partition has received an unexpected request from the application owning partition. The request received is in violation of CICS/VSE transaction routing protocols.

The request will be in the DFHLUCDS DSECT in DFHZTSP's LIFO - field LUCOPN0.

**System Action:** The task is abnormally terminated with a CICS/VSE transaction dump.

**User Response:** See Part 4 of the *CICS Problem Determination Guide* for guidance on how to get more help with this problem.

**Module:** DFHZTSP

#### ACTB

**Explanation:** The relay program running in the terminal-owning partition issued a terminal control WRITE, LAST request to the application-owning system, and received a non-zero return code from terminal control.

This is the usual return code from terminal control in TCATPAPR.

**System Action:** The task is abnormally terminated with a CICS/VSE transaction dump.

**User Response:** Use the transaction dump to determine why terminal control was unable to process the request.

**Module:** DFHZTSP

#### ACTC

**Explanation:** The relay program running in the terminal-owning partition issued a terminal control request to free its session to the application-owning system, and received a non-zero return code from terminal control.

This is the usual return code from terminal control in TCATPAPR.

**System Action:** The task is abnormally terminated with a CICS/VSE transaction dump.

**User Response:** Use the transaction dump to determine why terminal control was unable to process the request.

**Module:** DFHZTSP

#### ACTD

**Explanation:** The relay program running in the terminal-owning partition issued a terminal control WRITE, WAIT, READ request to the application-owning system, and received a non-zero return code from terminal control.

This is the usual return code from terminal control in TCATPAPR.

**System Action:** The task is abnormally terminated with a CICS/VSE transaction dump.

**User Response:** Use the transaction dump to determine why terminal control was unable to process the request.

**Module:** DFHZTSP

#### ACTE

**Explanation:** The relay program running in the terminal-owning partition attempted to free its session with the APPC terminal, and received a non-zero return code from terminal control.

The return code will be in the DFHLUCDS DSECT in DFHZTSP's LIFO - field LUCRCODE.

**System Action:** The task is abnormally terminated with a CICS/VSE transaction dump.

**User Response:** Use the transaction dump to determine why terminal control was unable to process the request. The terminal session may have failed.

**Module:** DFHZTSP

#### ACTF

**Explanation:** The relay program running in the terminal-owning region issued a terminal control request to free its session to the application-owning system, and received a nonzero return code from terminal control.

This return code can be found in the TCA field, TCATPAPR.

**System Action:** The task is abnormally terminated with a CICS transaction dump.

**User Response:** Use the transaction dump to determine why terminal control was unable to process the request. The transaction on the application-owning region may have abnormally terminated or the session may have failed.

**Module:** DFHZTSP

#### ACTH

**Explanation:** A privileged allocate was issued against a remote LU 6.2 system.

**System Action:** The task is abnormally terminated with a CICS transaction dump.

**User Response:** See Part 4 of the *CICS Problem Determination Guide* for guidance on how to get more help with this problem.

**Module:** DFHZISP

#### ACTI

**Explanation:** The relay transaction has an ISC or MRO session as its principal facility. However the TCTTE for that session is not owned by the task.

**System Action:** The task is abnormally terminated with a CICS transaction dump.

**User Response:** See Part 4 of the *CICS Problem Determination Guide* for guidance on how to get more help with this problem.

**Module:** DFHCRT

#### ACTJ

**Explanation:** The principal facility of the relay transaction is not a TCTTE.

**System Action:** The task is abnormally terminated with a CICS transaction dump.

**User Response:** Task CXRT should only be started in a terminal-owning region by an ALLOCATE request issued in an application-owning region against a remote APPC device. The principal facility of the task should be an ISC or MRO link. Check that your CICS system is defined in such a way that this will always be the case. Also ensure that program DFHCRT is started only by task CXRT.

**Module:** DFHCRT



---

**ACUA**

**Explanation:** DFHZXRL was called with a request which is not supported for transaction routing.

The request is located in the DFHLUC parameter list which is printed in the exception trace. DFHZXRL is called from DFHZARL, which will put details of the request in its trace entry.

**System Action:** The task is abnormally terminated with a transaction dump and an exception trace entry.

**User Response:** There may be a problem in the CICS/VSE code. See Part 4 of the *CICS Problem Determination Guide* for guidance on how to get more help with this problem.

**Module:** DFHZXRL

---

**ACUB**

**Explanation:** The parameter list passed to DFHZXRL for an ALLOCATE request does not contain the TCTSE address of a remote APPC terminal.

The TCTSE address is located in the DFHLUC parameter list which is printed in the exception trace. DFHZXRL is called from DFHZARL, which will put details of the request in its trace entry.

**System Action:** The task is abnormally terminated with a transaction dump and an exception trace entry.

**User Response:** There may be a problem in the CICS/VSE code. See Part 4 of the *CICS Problem Determination Guide* for guidance on how to get more help with this problem.

**Module:** DFHZXRL

---

**ACUC**

**Explanation:** The TCTSE address passed to DFHZXRL is not that of a remote LU 6.2 terminal.

The TCTSE address is located in the DFHLUC parameter list which is printed in the exception trace. DFHZXRL is called from DFHZARL, which will put details of the request in its trace entry.

**System Action:** The task is abnormally terminated with a transaction dump and an exception trace entry.

**User Response:** There may be a problem in the CICS/VSE code. See Part 4 of the *CICS Problem Determination Guide* for guidance on how to get more help with this problem.

**Module:** DFHZXRL

---

**ACUD**

**Explanation:** The profile DFHCICSR could not be located as an installed profile definition.

**System Action:** The task is abnormally terminated with a transaction dump and an exception trace entry.

**User Response:** Check that the IBM-supplied profile DFHCICSR is correctly defined and installed to CICS/VSE.

**Module:** DFHZXRL

---

**ACUE**

**Explanation:** A request to DFHZTSP to build a surrogate TCTTE was not satisfied.

**System Action:** The task is abnormally terminated with a transaction dump and an exception trace entry.

**User Response:** There may be a problem in the CICS/VSE code. See Part 4 of the *CICS Problem Determination Guide* for guidance on how to get more help with this problem.

**Module:** DFHZXRL

---



---

**ACUF**

**Explanation:** A session between the application-owning partition and the terminal-owning partition was not allocated because the request was incorrectly specified.

**System Action:** The task is abnormally terminated with a transaction dump and an exception trace entry.

**User Response:** There may be a problem in the CICS/VSE code. See Part 4 of the *CICS Problem Determination Guide* for guidance on how to get more help with this problem.

**Module:** DFHZXRL

---

**ACUG**

**Explanation:** A request to allocate a session between the application-owning partition and the terminal-owning partition failed. The return code from the ALLOCATE request indicated that the profile could not be located as an installed transaction definition, although an earlier attempt to locate it was successful.

The return code is located both in TCATPAPR and in the trace entry on return from DFHZARQ.

**System Action:** The task is abnormally terminated with a transaction dump and an exception trace entry.

**User Response:** There may be a problem in the CICS/VSE code. See Part 4 of the *CICS Problem Determination Guide* for guidance on how to get more help with this problem.

**Module:** DFHZXRL

---

**ACUH**

**Explanation:** A request to allocate a session between the application-owning partition and the terminal-owning partition failed. The return code from the ALLOCATE request indicated that the requested session is already owned by the TCA.

The return code is located both in TCATPAPR and in the trace entry on return from DFHZARQ.

**System Action:** The task is abnormally terminated with a transaction dump and an exception trace entry.

**User Response:** There may be a problem in the CICS/VSE code. See Part 4 of the *CICS Problem Determination Guide* for guidance on how to get more help with this problem.

**Module:** DFHZXRL

---

**ACUI**

**Explanation:** An ISC session between the application-owning partition and the terminal-owning partition was not allocated because the MODENAME named in the profile could not be found. The profile DFHCICSR as supplied by IBM does not specify a MODENAME. Therefore, this error will occur when a MODENAME has been added to the IBM-supplied profile, but that MODENAME is not defined in the SESSIONS definition for the terminal-owning partition.

**System Action:** The task is abnormally terminated with a transaction dump and an exception trace entry.

**User Response:** Ensure that the MODENAME specified in profile DFHCICSR was also specified when defining the SESSIONS to the terminal-owning partition.

**Module:** DFHZXRL

---

---

**ACUJ**

**Explanation:** A session between the application-owning partition and the terminal-owning partition was not allocated because the maximum session count for the mode group specified in profile DFHCICSR is zero.

**System Action:** The task is abnormally terminated with a transaction dump and an exception trace entry.

**User Response:** Use the CEMT transaction to set sessions in the required mode group available for use.

**Module:** DFHZXRL

---

**ACUK**

**Explanation:** No TCT entry was found for the terminal-owning partition specified in the TCTSE for the remote terminal.

**System Action:** The task is abnormally terminated with a transaction dump and an exception trace entry.

**User Response:** Ensure that the terminal-owning partition defined in the remote system entry is also defined with a system entry in the TCT.

**Module:** DFHZXRL

---

**ACUL**

**Explanation:** The transaction routing program in the application-owning partition issued a terminal control WRITE,WAIT,READ request to the terminal-owning partition, and received a non-zero return code from terminal control.

The return code is located both in TCATPAPR and in the trace entry on return from DFHZARQ.

**System Action:** The task is abnormally terminated with a transaction dump and an exception trace entry.

**User Response:** Use the transaction dump to determine why terminal control was unable to process the request. This abend code may result when:

- The relay program in the terminal-owning partition terminates abnormally.
- The session has failed.

**Module:** DFHZXRL

---

**ACUM**

**Explanation:** A request to DFHZTSP to free a surrogate TCTTE was not satisfied.

**System Action:** The task is abnormally terminated with a transaction dump and an exception trace entry.

**User Response:** See Part 4 of the *CICS Problem Determination Guide* for guidance on how to get more help with this problem.

**Module:** DFHZXRL

---

**ACUN**

**Explanation:** A terminal control FREE request has failed. The transaction routing program in the application-owning region attempted to free the session with the terminal-owning region, and received a nonzero return code from terminal control.

The return code is located both in TCATPAPR and in the trace entry on return from DFHZARQ.

**System Action:** The task is abnormally terminated with a transaction dump and an exception trace entry.

**User Response:** Use the transaction dump to determine why terminal control was unable to process the request. This abend code may result when:

- The relay program in the terminal-owning region terminates abnormally.
- The session has failed.

**Module:** DFHZXRL

---

**ACUO**

**Explanation:** A terminal control READ request has failed. The transaction routing program in the application-owning region attempted to receive data from the terminal-owning region, and received a nonzero return code from terminal control.

The return code is located both in TCATPAPR and in the trace entry on return from DFHZARQ.

**System Action:** The task is abnormally terminated with a transaction dump and an exception trace entry.

**User Response:** Use the transaction dump to determine why terminal control was unable to process the request. This abend code may result when:

- The relay program in the terminal-owning region terminates abnormally.
- The session has failed.

**Module:** DFHZXRL

---

**ACUP**

**Explanation:** The transaction routing program in the application-owning region did not receive a rollback from the terminal-owning region. This violates CICS transaction routing protocols.

The trace from the terminal-owning region will show its response to the application-owning region.

**System Action:** The task is abnormally terminated with a transaction dump and an exception trace entry.

**User Response:** See Part 4 of the *CICS Problem Determination Guide* for guidance on how to get more help with this problem.

**Module:** DFHZXRL

---

**ACUQ**

**Explanation:** A terminal control READ request has failed. The transaction routing program in the application-owning region attempted to receive data from the terminal-owning region, and received a nonzero return code from terminal control.

The return code is located both in TCATPAPR and in the trace entry on return from DFHZARQ.

**System Action:** The task is abnormally terminated with a transaction dump and an exception trace entry.

**User Response:** Use the transaction dump to determine why terminal control was unable to process the request. This abend code may result when:

- The relay program in the terminal-owning region terminates abnormally.
- The session has failed.

**Module:** DFHZXRL

---

**ACUR**

**Explanation:** The transaction routing program in the application-owning region did not receive a rollback from the terminal-owning region. This violates CICS transaction routing protocols.

## ACUS • ACUZ

The trace from the terminal-owning region will show its response to the application-owning region.

**System Action:** The task is abnormally terminated with a transaction dump and an exception trace entry.

**User Response:** See Part 4 of the *CICS Problem Determination Guide* for guidance on how to get more help with this problem.

**Module:** DFHZXRL

---

### ACUS

**Explanation:** A terminal control READ request has failed. The transaction routing program in the application-owning region attempted to receive data from the terminal-owning region, and received a nonzero return code from terminal control.

The return code is located both in TCATPAPR and in the trace entry on return from DFHZARQ.

**System Action:** The task is abnormally terminated with a transaction dump and an exception trace entry.

**User Response:** Use the transaction dump to determine why terminal control was unable to process the request. This abend code may result when:

- The relay program in the terminal-owning region terminates abnormally. In this case, determine the reason why the relay program has abnormally terminated.
- The session has failed.

**Module:** DFHZXRL

---

### ACUT

**Explanation:** The transaction routing program in the application-owning region did not receive either a syncpoint or a rollback from the terminal-owning region. This violates CICS transaction routing protocols.

The trace from the terminal-owning region shows its response to the application-owning region.

**System Action:** The task is abnormally terminated with a transaction dump and an exception trace entry.

**User Response:** See Part 4 of the *CICS Problem Determination Guide* for guidance on how to get more help with this problem.

**Module:** DFHZXRL

---

### ACUV

**Explanation:** The transaction routing program in the application-owning region issued a terminal control ISSUE ABEND request on an MRO link to the terminal-owning region, and received a nonzero return code from terminal control.

The return code is located both in TCATPAPR and in the trace entry on return from DFHZIS1.

**System Action:** The task is abnormally terminated with a transaction dump and an exception trace entry.

**User Response:** Use the transaction dump to determine why terminal control was unable to process the request. This abend code may result when:

- The relay program in the terminal-owning region terminates abnormally.
- The session has failed.

**Module:** DFHZXRL

---

### ACUW

**Explanation:** The transaction routing program in the application-owning region issued a terminal control ISSUE ERROR request on an MRO link to the terminal-owning region, and received a nonzero return code from terminal control.

The return code is located both in TCATPAPR and in the trace entry on return from DFHZIS1.

**System Action:** The task is abnormally terminated with a transaction dump and an exception trace entry.

**User Response:** Use the transaction dump to determine why terminal control was unable to process the request. This abend code may result when:

- The relay program in the terminal-owning region terminates abnormally.
- The session has failed.

**Module:** DFHZXRL

---

### ACUX

**Explanation:** The transaction routing program in the application-owning partition issued a terminal control WRITE,WAIT,READ request to the terminal-owning partition, and received a nonzero return code from terminal control.

The return code is located both in TCATPAPR and in the trace entry on return from DFHZARQ.

**System Action:** The task is abnormally terminated with a transaction dump and an exception trace entry.

**User Response:** Use the transaction dump to determine why terminal control was unable to process the request. This abend code may result when:

- The relay program in the terminal-owning partition terminates abnormally.
- The session has failed.

**Module:** DFHZXRL

---

### ACUY

**Explanation:** The transaction routing program in the application-owning region issued a terminal control WRITE,WAIT request to the terminal-owning region, and received a nonzero return code from terminal control.

The return code is located both in TCATPAPR and in the trace entry on return from DFHZARQ.

**System Action:** The task is abnormally terminated with a transaction dump and an exception trace entry.

**User Response:** Use the transaction dump to determine why terminal control was unable to process the request. This abend code may result when:

- The relay program in the terminal-owning region terminates abnormally.
- The session has failed.

**Module:** DFHZXRL

---

### ACUZ

**Explanation:** The transaction routing program in the application-owning partition issued a terminal control WRITE,WAIT,READ request to the terminal-owning partition, and received a nonzero return code from terminal control.

The return code is located both in TCATPAPR and in the trace entry on return from DFHZARQ.

**System Action:** The task is abnormally terminated with a transaction dump and an exception trace entry.

**User Response:** Use the transaction dump to determine why terminal control was unable to process the request. This abend code may result when:

- The relay program in the terminal-owning partition terminates abnormally.
- The session has failed.

**Module:** DFHZXRL

#### ACU0

**Explanation:** The transaction routing program in the application-owning region issued a terminal control WRITE, LAST, WAIT request to the terminal-owning region, and received a nonzero return code from terminal control.

The return code is located both in TCATPAPR and in the trace entry on return from DFHZARQ.

**System Action:** The task is abnormally terminated with a transaction dump and an exception trace entry.

**User Response:** Use the transaction dump to determine why terminal control was unable to process the request. This abend code may result when:

- The relay program in the terminal-owning region terminates abnormally. In this case, determine the reason why the relay program has abnormally terminated.
- The session has failed.

**Module:** DFHZXRL

#### ACU1

**Explanation:** A terminal control READ request has failed. The transaction routing program in the application-owning partition attempted to receive data from the terminal-owning partition, and received a non-zero return code from terminal control.

The return code is located both in TCATPAPR and in the trace entry on return from DFHZARQ.

**System Action:** The task is abnormally terminated with a transaction dump and an exception trace entry.

**User Response:** Use the transaction dump to determine why terminal control was unable to process the request. This abend code may result when:

- the relay program in the terminal-owning partition terminates abnormally. In this case, determine the reason why the relay program has abnormally terminated.
- the session has failed.

**Module:** DFHZXRL

#### ACU2

**Explanation:** The transaction routing program in the application-owning partition received a response from the terminal-owning partition which violates CICS/VSE transaction routing protocols.

The trace from the terminal-owning partition will show its response to the application-owning partition.

**System Action:** The task is abnormally terminated with a transaction dump and an exception trace entry.

**User Response:** There may be a problem in the CICS/VSE code. See Part 4 of the *CICS Problem Determination Guide* for guidance on how to get more help with this problem.

**Module:** DFHZXRL

#### ACU3

**Explanation:** The transaction routing program in the application-owning partition attempted to set the conversation state machine to a state which violates CICS/VSE transaction routing protocols.

The register containing the state can be determined from the assembler listing.

**System Action:** The task is abnormally terminated with a transaction dump and an exception trace entry.

**User Response:** There may be a problem in the CICS/VSE code. See Part 4 of the *CICS Problem Determination Guide* for guidance on how to get more help with this problem.

**Module:** DFHZXRL

#### ACU4

**Explanation:** The transaction routing program in the application-owning partition issued a SET request to the conversation state machine and received a non-zero return code. This violates CICS/VSE transaction routing protocols.

The trace entry on return from DFHZUSR will show the request type and current state.

**System Action:** The task is abnormally terminated with a transaction dump and an exception trace entry.

**User Response:** There may be a problem in the CICS/VSE code. See Part 4 of the *CICS Problem Determination Guide* for guidance on how to get more help with this problem.

**Module:** DFHZXRL

#### ACU5

**Explanation:** An program running in an application-owning partition has issued an ALLOCATE against an APPC device attached to a terminal owning partition, but the connection between the two systems is not installed.

**System Action:** The task is abnormally terminated with a transaction dump and an exception trace entry.

**User Response:** Install the connection between the two partitions.

**Module:** DFHZXRL

#### ACVA

**Explanation:** The transaction routing program in the terminal-owning partition issued a terminal control WRITE, WAIT, READ request to the application-owning partition, and received a non-zero return code from terminal control.

The return code is located both in TCATPAPR and in the trace entry on return from DFHZARQ.

**System Action:** The task is abnormally terminated with a transaction dump and an exception trace entry.

**User Response:** Use the transaction dump to determine why terminal control was unable to process the request. This abend code may result when:

- The program in the application-owning partition terminates abnormally. In this case, determine the reason why the program has abnormally terminated.
- The session has failed.

**Module:** DFHZXRT



---

**ACVB**

**Explanation:** The transaction routing program in the terminal-owning partition attempted to issue an ISSUE SIGNAL request on an MRO link to the application-owning partition. This violates CICS/VSE transaction routing protocols.

**System Action:** The task is abnormally terminated with a transaction dump and an exception trace entry.

**User Response:** There may be a problem in the CICS/VSE code. See Part 4 of the *CICS Problem Determination Guide* for guidance on how to get more help with this problem.

**Module:** DFHZXRT

---

**ACVC**

**Explanation:** The transaction routing program in the terminal-owning partition issued an ISSUE SIGNAL request on an APPC link to the application-owning partition, and received a non-zero return code from terminal control.

The return code is located in the DFHLUC parameter list which is printed in the exception trace.

**System Action:** The task is abnormally terminated with a transaction dump and an exception trace entry.

**User Response:** Use the transaction dump to determine why terminal control was unable to process the request. This abend code may result when:

- The program in the application-owning partition terminates abnormally. In this case, determine the reason why the program has abnormally terminated.
- The session has failed.

**Module:** DFHZXRT

---

**ACVD**

**Explanation:** The transaction routing program in the terminal-owning partition issued a READ, WAIT request to the application-owning partition, and received a non-zero return code from terminal control.

The return code is located both in TCATPAPR and in the trace entry on return from DFHZARQ.

**System Action:** The task is abnormally terminated with a transaction dump and an exception trace entry.

**User Response:** Use the transaction dump to determine why terminal control was unable to process the request. This abend code may result when:

- The program in the application-owning partition terminates abnormally. In this case, determine the reason why the program has abnormally terminated.
- The session has failed.

**Module:** DFHZXRT

---

**ACVE**

**Explanation:** The transaction routing program in the terminal-owning partition issued a WRITE request to the application-owning partition, and received a non-zero return code from terminal control.

The return code is located both in TCATPAPR and in the trace entry on return from DFHZARQ.

**System Action:** The task is abnormally terminated with a transaction dump and an exception trace entry.

**User Response:** Use the transaction dump to determine why terminal control was unable to process the request. This abend code may result when:

- The program in the application-owning partition terminates abnormally. In this case, determine the reason why the program has abnormally terminated.
- The session has failed.

**Module:** DFHZXRT

---

**ACVF**

**Explanation:** The transaction routing program in the terminal-owning partition issued a WRITE, LAST, WAIT request to the application-owning partition, and received a non-zero return code from terminal control.

The return code is located both in TCATPAPR and in the trace entry on return from DFHZARQ.

**System Action:** The task is abnormally terminated with a transaction dump and an exception trace entry.

**User Response:** Use the transaction dump to determine why terminal control was unable to process the request. This abend code may result when:

- The program in the application-owning partition terminates abnormally. In this case, determine the reason why the program has abnormally terminated.
- The session has failed.

**Module:** DFHZXRT

---

**ACVG**

**Explanation:** The transaction routing program in the terminal-owning partition issued a FREE request to free the session with the APPC terminal, and received a non-zero return code from terminal control.

The return code is located in the DFHLUC parameter list which is printed in the exception trace.

**System Action:** The task is abnormally terminated with a transaction dump and an exception trace entry.

**User Response:** Use the transaction dump to determine why terminal control was unable to process the request. The terminal session may have failed.

**Module:** DFHZXRT

---

**ACVH**

**Explanation:** The transaction routing program in the terminal-owning partition issued a FREE request to free the session with the application-owning partition, and received a non-zero return code from terminal control.

The return code is located both in TCATPAPR and in the trace entry on return from DFHZARQ.

**System Action:** The task is abnormally terminated with a transaction dump and an exception trace entry.

**User Response:** Use the transaction dump to determine why terminal control was unable to process the request. This abend code may result when:

- The program in the application-owning partition terminates abnormally. In this case, determine the reason why the program has abnormally terminated.
- The session has failed.

**Module:** DFHZXRT

---

**ACVK**

**Explanation:** The transaction routing program in the terminal-owning partition issued an ISSUE ABEND request on an APPC link, and received a non-zero return code from terminal control.

The return code is located in the DFHLUC parameter list

which is printed in the exception trace.

**System Action:** The task is abnormally terminated with a transaction dump and an exception trace entry.

**User Response:** Use the transaction dump to determine why terminal control was unable to process the request. This abend code may result when:

- The program in the connected partition terminates abnormally. In this case, determine the reason why the program has abnormally terminated.
- The session has failed.

**Module:** DFHZXRT

#### ACVL

**Explanation:** The transaction routing program in the terminal-owning partition issued an ISSUE ABEND request on an MRO link to the application-owning partition, and received a non-zero return code from terminal control.

The return code is located both in TCATPAPR and in the trace entry on return from DFHZIS1.

**System Action:** The task is abnormally terminated with a transaction dump and an exception trace entry.

**User Response:** Use the transaction dump to determine why terminal control was unable to process the request. This abend code may result when:

- The program in the application-owning partition terminates abnormally. In this case, determine the reason why the program has abnormally terminated.
- The session has failed.

**Module:** DFHZXRT

#### ACVM

**Explanation:** The transaction routing program in the terminal-owning partition issued an ISSUE ERROR request on an LU 6.2 link, and received a non-zero return code from terminal control.

The return code is located in the DFHLUC parameter list which is printed in the exception trace.

**System Action:** The task is abnormally terminated with a transaction dump and an exception trace entry.

**User Response:** Use the transaction dump to determine why terminal control was unable to process the request. This abend code may result when:

- The program in the connected partition terminates abnormally. In this case, determine the reason why the program has abnormally terminated.
- The session has failed.

**Module:** DFHZXRT

#### ACVN

**Explanation:** The transaction routing program in the terminal-owning partition issued an ISSUE ERROR request on an MRO link to the application-owning partition, and received a non-zero return code from terminal control.

The return code is located both in TCATPAPR and in the trace entry on return from DFHZIS1.

**System Action:** The task is abnormally terminated with a transaction dump and an exception trace entry.

**User Response:** Use the transaction dump to determine why terminal control was unable to process the request. This abend code may result when:

- The program in the application-owning partition terminates abnormally. In this case, determine the reason why the program has abnormally terminated.

- The session has failed.

**Module:** DFHZXRT

#### ACVO

**Explanation:** The transaction routing program in the terminal-owning partition issued an ISSUE PREPARE request and received either a non-zero return code or a response which violates CICS/VSE transaction routing protocols.

The return code is located in TCASPRC and the response is located in TCASPSN1.

**System Action:** The task is abnormally terminated with a transaction dump and an exception trace entry.

**User Response:** Use the transaction dump to determine whether the problem is caused by the return code or the response. If terminal control was unable to process the request, the abend may occur when:

- The program in the connected partition terminates abnormally. In this case, determine the reason why the program has abnormally terminated.
- The session has failed.

Otherwise the distributed application programs may have violated APPC conversation protocols.

**Module:** DFHZXRT

#### ACVP

**Explanation:** The transaction routing program in the terminal-owning partition did not receive an FMH43 from the application-owning partition. This violates CICS/VSE transaction routing protocols.

The trace from the application-owning partition will show its response to the terminal-owning partition.

**System Action:** The task is abnormally terminated with a transaction dump and an exception trace entry.

**User Response:** There may be a problem in the CICS/VSE code. See Part 4 of the *CICS Problem Determination Guide* for guidance on how to get more help with this problem.

**Module:** DFHZXRT

#### ACVQ

**Explanation:** The transaction routing program in the terminal-owning partition issued a request to the APPC terminal, and received a non-zero return code from terminal control.

Both the request and the return code are located in the DFHLUC parameter list which is printed in the exception trace.

**System Action:** The task is abnormally terminated with a transaction dump and an exception trace entry.

**User Response:** Use the transaction dump to determine why terminal control was unable to process the request. The terminal session may have failed or be in the wrong state. For example, as the result of both the terminal and application issuing SYNCPOINT ROLLBACK at the same time.

**Module:** DFHZXRT

#### ACVR

**Explanation:** The transaction routing program in the terminal-owning partition issued a SEND, LAST, WAIT request to the APPC terminal, and received a non-zero return code from terminal control.

The return code is located in the DFHLUC parameter list

## ADBA • ADIR

which is printed in the exception trace.

**System Action:** The task is abnormally terminated with a transaction dump and an exception trace entry.

**User Response:** Use the transaction dump to determine why terminal control was unable to process the request. The terminal session may have failed.

**Module:** DFHZXRT

---

### ADBA

**Explanation:** A failure occurred while CICS/VSE was attempting to read the dynamic log.

**System Action:** The backout process is abnormally terminated. Because it is possible that data integrity might not be maintained, CICS/VSE is abnormally terminated.

**User Response:** CICS/VSE should be emergency restarted to ensure that data integrity is maintained. See Part 4 of the *CICS Problem Determination Guide* for guidance on how to get more help with this problem.

**Module:** DFHDBP

---

### ADBB

**Explanation:** The DWE chain off the TCA has become corrupted during DWE processing.

**System Action:** The backout process is abnormally terminated. Because it is possible that data integrity might not be maintained, CICS/VSE is abnormally terminated.

**User Response:** CICS/VSE should be emergency restarted to ensure that data integrity is maintained. See Part 4 of the *CICS Problem Determination Guide* for guidance on how to get more help with this problem.

**Module:** DFHDBP

---

### ADBC

**Explanation:** A DL/I log record is too large for the DL/I interface.

**System Action:** The backout process is abnormally terminated. Because it is possible that data integrity might not be maintained, CICS is abnormally terminated.

**User Response:** CICS should be emergency restarted to ensure that data integrity is maintained. Keep the dump and contact your IBM Support Center.

**Module:** DFHDBP

---

### ADBE

**Explanation:** A DL/I backout record has been found, but the task is not scheduled to use DL/I.

**System Action:** The backout process is abnormally terminated. Because it is possible that data integrity might not be maintained, CICS/VSE is abnormally terminated.

**User Response:** CICS/VSE should be emergency restarted to ensure that data integrity is maintained. See Part 4 of the *CICS Problem Determination Guide* for guidance on how to get more help with this problem.

**Module:** DFHDBP

---

### ADBF

**Explanation:** The PSB name in a DL/I backout record differs from that scheduled to the current task.

**System Action:** The backout process is abnormally terminated. Because it is possible that data integrity might not be maintained, CICS/VSE is abnormally terminated.

**User Response:** CICS/VSE should be emergency restarted to ensure that data integrity is maintained. See Part 4 of the *CICS*

*Problem Determination Guide* for guidance on how to get more help with this problem.

**Module:** DFHDBP

---

### ADBH

**Explanation:** An invalid service module identifier was found on the dynamic log (DBRSVMID).

**System Action:** The backout process is abnormally terminated. Because it is possible that data integrity might not be maintained, CICS/VSE is abnormally terminated.

**User Response:** CICS/VSE should be emergency restarted to ensure that data integrity is maintained. See Part 4 of the *CICS Problem Determination Guide* for guidance on how to get more help with this problem.

**Module:** DFHDBP

---

### ADBK

**Explanation:** An invalid function id was found (DBRMODFN) while CICS was attempting file backout from the dynamic log.

**System Action:** The backout process is abnormally terminated. Because it is possible that data integrity might not be maintained, CICS/VSE is abnormally terminated.

**User Response:** CICS/VSE should be emergency restarted to ensure that data integrity is maintained. See Part 4 of the *CICS Problem Determination Guide* for guidance on how to get more help with this problem.

**Module:** DFHDBP

---

### ADBL

**Explanation:** An invalid error code was found (DBRERRCD) while CICS/VSE was attempting to retry file backout.

**System Action:** The backout process is abnormally terminated. Because it is possible that data integrity might not be maintained, CICS/VSE is abnormally terminated.

**User Response:** CICS/VSE should be emergency restarted to ensure that data integrity is maintained. See Part 4 of the *CICS Problem Determination Guide* for guidance on how to get more help with this problem.

**Module:** DFHDBP

---

### ADIR

**Explanation:** The abend code is issued for either of the following reasons:

1. A DFHDI or DFHBMS request was issued when the DFHDIP program was generated as a dummy.
2. A DFHDI TYPE=RECEIVE or TYPE=NOTE was attempted but the PCT entry for the transaction did not specify either INBFMH=DIP or INBFMH=ALL.

**System Action:** A CICS/VSE transaction dump is provided to assist in problem determination.

**User Response:** Either generate a DFHDIP program into the system or specify INBFMH correctly in the PCT.

**Module:** DFHDIP

---

**Note:** Transaction abend codes for the CICS/VSE DL/I interface are given in the *DL/I DOS/VS Messages and Codes* book.

---

---

**ADLH**

**Explanation:** The CICS DL/I restart task could not complete because a necessary step failed. The task has done some essential recovery operations and abended itself with code ADLH.

**System Action:** CICS/VSE writes a transaction dump for the DL/I restart task.

CICS/VSE sends two messages to the console, one to identify the error detected by the DL/I restart task, and one, DFH3928, to say that the task has failed. CICS/VSE terminates abnormally with a dump. Depending on the nature of the original error, you may see messages from some other system component (for example, an access method).

**User Response:** Use the messages and dumps to find out the cause of the failure. See Part 4 of the *CICS Problem Determination Guide* for guidance on how to get more help with this problem.

**Module:** DFHDLRP

---

**AEC1**

**Explanation:** An attempt has been made to use the Command Level Interpreter (CECI) or the Enhanced Master Terminal (CEMT) or a dynamic add transaction (CEDA) on a terminal that is not supported.

**System Action:** The task is abnormally terminated with a CICS/VSE transaction dump.

**User Response:** Use a terminal that is supported by the Command Level Interpreter or Enhanced Master Terminal or CEDA.

**Module:** DFHECIP, DFHECSP, DFHEMTP, DFHESTP, DFHEOTP, DFHEDAP

---

**AEC2**

**Explanation:** An attempt has been made to use the Command Level Interpreter (CECI) or the Enhanced Master Terminal (CEMT) or a dynamic add transaction (CEDA) on a display terminal of size less than 24 X 80.

**System Action:** The task is abnormally terminated with a CICS/VSE transaction dump.

**User Response:** Use a display terminal that is supported by the Command Level Interpreter or Enhanced Master Terminal or CEDA.

**Module:** DFHECIP, DFHECSP, DFHEMTP, DFHESTP, DFHEOTP, DFHEDAP

---

**AEC3**

**Explanation:** An unsuccessful attempt has been made to call VS COBOL II to initialize a thread (for the first VS COBOL II program in a CICS/VSE transaction).

**System Action:** The transaction is abnormally terminated.

**User Response:** Check your library setup to ensure that all of the COBOL interface modules are present.

**Module:** DFHEIP

---

**AEC4**

**Explanation:** An unsuccessful attempt has been made to call VS COBOL II to initialize a run-unit (for any VS COBOL II program in a CICS/VSE transaction).

**System Action:** The transaction is abnormally terminated.

**User Response:** Check your library setup to ensure that all of the COBOL interface modules are present.

**Module:** DFHEIP

---

**AEC5**

**Explanation:** An unexpected error has been encountered by C/370 during the thread initialization phase, while attempting to execute a C/370 language program.

**System Action:** The return code received from C/370 is placed in the EIBRESP2 field; then the transaction is terminated abnormally with a CICS/VSE transaction dump.

**User Response:** Refer to the error messages produced by C/370 to determine the cause of the problem.

**Module:** DFHEIP

---

**AEC6**

**Explanation:** An unexpected error has been encountered by C/370 during the run unit initialization phase, while attempting to execute a C/370 language program.

**System Action:** The return code received from C/370 is placed in the EIBRESP2 field; then the transaction is terminated abnormally with a CICS/VSE transaction dump. (If CICS/VSE fails to get the storage the C/370 program needs, there is no return code to place in EIBRESP2.)

**User Response:** Refer to the error messages produced by C/370 to determine the cause of the problem.

**Module:** DFHEIP

---

**AEC7**

**Explanation:** LE for VSE/ESA has encountered an unexpected error during the THREAD INITIALIZATION phase while attempting to execute a LE for VSE/ESA-enabled program.

**System Action:** The reason code received from LE for VSE/ESA is placed into the field EIBRESP2. Message DFH1568 is issued and the transaction is abnormally terminated.

**User Response:** Refer to the error message or messages issued by LE for VSE/ESA to determine the cause of the problem.

**Module:** DFHLIP

---

**AEC8**

**Explanation:** LE for VSE/ESA has encountered an unexpected error during the RUNUNIT INITIALIZATION phase while attempting to execute a LE for VSE/ESA-enabled program.

**System Action:** The reason code received from LE for VSE/ESA is placed into the field EIBRESP2. Message DFH1568 is issued and the transaction is abnormally terminated.

**User Response:** Refer to the error message or messages issued by LE for VSE/ESA to determine the cause of the problem.

**Module:** DFHLIP

---

**AEC9**

**Explanation:** LE for VSE/ESA has encountered an unexpected error during the RUNUNIT BEGIN INVOCATION phase while attempting to execute an LE for VSE/ESA-enabled program.

**System Action:** The reason code received from LE for VSE/ESA is placed into the field EIBRESP2. Message DFH1568 is issued and the transaction is abnormally terminated.

**User Response:** Refer to the error message or messages issued by LE for VSE/ESA to determine the cause of the problem.

**Module:** DFHLIP

---



---

**AED1**

**Explanation:** An attempt has been made to use the execution diagnostic facility (EDF) on a terminal that is not supported as a display terminal by EDF.

**System Action:** The task is abnormally terminated with a CICS/VSE transaction dump.

**User Response:** Use a terminal that is supported as a display terminal by EDF.

**Module:** DFHEDFP

---

**AED2**

**Explanation:** The program EDF has terminated a task and placed this abend code in the terminated task's TCA. This occurs because execution of EDF is about to be abnormally terminated. A probable reason for EDF being terminated is that a line, control unit, or a terminal has been put out of service.

**System Action:** The task is abnormally terminated with a CICS/VSE transaction dump.

**User Response:** Use a terminal that is supported as a display terminal by EDF. A CICS/VSE transaction dump of the task terminated with this abend code is available for review.

**Module:** DFHEDFX

---

**AED3**

**Explanation:** The program EDF has terminated a task and placed this abend code in the terminated task's TCA. The termination occurs because execution of EDF is about to be abnormally terminated.

**System Action:** The task is abnormally terminated with a CICS/VSE transaction dump.

**User Response:** A CICS/VSE transaction dump of the terminated task and also a similar dump for EDF, when its termination was abnormally terminated (with a dump code AEDF), are available for review.

**Module:** DFHEDFX

---

**AED4**

**Explanation:** Internal logic error in EDF module DFHEDFP.

**System Action:** The task is abnormally terminated with a CICS/VSE transaction dump.

**User Response:** See Part 4 of the *CICS Problem Determination Guide* for guidance on how to get more help with this problem.

**Module:** DFHEDFP

---

**AED5**

**Explanation:** Internal logic error in EDF. Insufficient dynamic storage was preallocated.

**System Action:** EDF is terminated abnormally with dumps having dumpcodes AEDF, CXSP, RMIN, PAGE, LDIN. User task continues.

**User Response:** Keep the dumps and contact your IBM Support Center. The problem may be avoided by less complex user interactions with EDF.

**Module:** DFHEDFD

---

**AED6**

**Explanation:** Internal logic error in EDF.

**System Action:** EDF is terminated abnormally with dumps having dump codes AEDF, CXSP, RMIN, PAGE, LDIN. User task continues.

**User Response:** The problem may be avoided by less

complex user interactions with EDF. See Part 4 of the *CICS Problem Determination Guide* for guidance on how to get more help with this problem.

**Module:** DFHEDFU

---

**AED6**

**Explanation:** An error has occurred in the execution diagnostic facility (EDF). There are two possible causes:

- An internal logic error in EDF.
- You have attempted to use EDF with a DLI HLPI program, but the DL/I language definition table (DFHZHLPI) is not in the PPT.

**System Action:** EDF is terminated abnormally with dumps having dump codes AEDF, CXSP, RMIN, PAGE, LDIN. User task continues.

**User Response:** The problem may be avoided by less complex user interactions with EDF.

If you are using a DLI HLPI program, ensure that DFHZHLPI is known to CICS/VSE.

If the problem persists, you may require assistance. See Part 4 of the *CICS Problem Determination Guide* for guidance on how to get more help with this problem.

**Module:** DFHEDFU

---

**AED7**

**Explanation:** The installed definition of the transaction CEDF has a TWA size which is too small.

**System Action:** CICS abnormally terminates the transaction with a CICS transaction dump.

**User Response:** If you have an updated copy of the CEDF transaction installed, ensure that you have a TWA size at least as big as the one defined by the IBM supplied definition. Otherwise, keep the dump and contact your IBM Support Center.

**Module:** DFHEDFP

---

**AED8**

**Explanation:** A terminal control error has occurred in DFHEDFX.

**System Action:** The task is abnormally terminated with a CICS/VSE transaction dump.

**User Response:** See Part 4 of the *CICS Problem Determination Guide* for guidance on how to get more help with this problem.

**Module:** DFHEDFX

---

**AEIA – AEI9, AEXA – AEXL, AEXW, AEX2, AEYA – AEY3**

**Explanation:** An exceptional condition has occurred for which no EXEC CICS HANDLE CONDITION command is active and the RESP or NOHANDLE option has not been included in the associated command.

Because of their similar characteristics, the above-named abend codes for the EXEC interface program are described as a group. The codes and their corresponding exceptional conditions are as follows:

<b>AEIA</b>	ERROR
<b>AEID</b>	EOF
<b>AEIE</b>	EODS
<b>AEIG</b>	INBFMH
<b>AEIH</b>	ENDINPT
<b>AEII</b>	NONVAL
<b>AEIJ</b>	NOSTART
<b>AEIK</b>	TERMIDERR
<b>AEIL</b>	DSIDERR

AEIM	NOTFND
AEIN	DUPREC
AEIO	DUPKEY
AEIP	INVREQ
AEIQ	IOERR
AEIR	NOSPACE
AEIS	NOTOPEN
AEIT	ENDFILE
AEIU	ILLOGIC
AEIV	LENGERR
AEIW	QZERO
AEIZ	ITEMERR
AEI0	PGMIDERR
AEI1	TRANSIDERR
AEI2	ENDDATA
AEI3	INVTREQ
AEI8	TSIOERR
AEI9	MAPFAIL
AEXA	WRONGSTAT
AEXB	NAMEERROR
AEXD	CCERROR
AEXE	MAPERROR
AEXH	NOSPOOL
AEXI	TERMERR
AEXL	DISABLED
AEXW	SUPPRESSED
AEX2	LOADING
AEYA	INVERRTERM
AEYB	INVMPSTZ
AEYC	IGREQID
AEYE	INVLDC
AEYG	JIDERR
AEYH	QIDERR
AEYJ	DSSTAT
AEYK	SELNERR
AEYL	FUNCERR
AEYM	UNEXPIN
AEYN	NOPASSBKRD
AEYO	NOPASSBKWR
AEYQ	SYSIDERR
AEYR	ISCLVREQ
AEYT	ENVDEFERR
AEYU	IGREQCD
AEYV	SESSIONERR
AEYY	NOTALLOC
AEYZ	CBIDERR
AEY0	INVEXITREQ
AEY1	INVPARTNSET
AEY2	INVPARTN
AEY3	PARTNFAIL

**System Action:** The transaction is terminated abnormally with a CICS/VSE transaction dump.

**User Response:** Change the application program either in order to prevent the condition recurring, to check it by using the RESP option, or to handle the condition when it does occur (by using the EXEC CICS HANDLE CONDITION command). If necessary, use the contents of the EIBRESP2 field or the EIBRCODE field in the EXEC interface block (EIB) to assist in determining the cause of the exceptional condition.

**Module:** DFHEIP

---

**AEID**

**Explanation:** EOF condition not handled.

This is one of a number of abends issued by the EXEC interface program. Because of their similar characteristics these abends are described as a group.

See the description of abend AEIA for further details.

---

**AEIE**

**Explanation:** EODS condition not handled.

This is one of a number of abends issued by the EXEC interface program. Because of their similar characteristics these abends are described as a group.

See the description of abend AEIA for further details.

---

**AEIG**

**Explanation:** INBFMH condition not handled.

This is one of a number of abends issued by the EXEC interface program. Because of their similar characteristics these abends are described as a group.

See the description of abend AEIA for further details.

---

**AEIH**

**Explanation:** ENDINPT condition not handled.

This is one of a number of abends issued by the EXEC interface program. Because of their similar characteristics these abends are described as a group.

See the description of abend AEIA for further details.

---

**AEII**

**Explanation:** NONVAL condition not handled.

This is one of a number of abends issued by the EXEC interface program. Because of their similar characteristics these abends are described as a group.

See the description of abend AEIA for further details.

---

**AEIJ**

**Explanation:** NOSTART condition not handled.

This is one of a number of abends issued by the EXEC interface program. Because of their similar characteristics these abends are described as a group.

See the description of abend AEIA for further details.

---

**AEIK**

**Explanation:** TERMIDERR condition not handled.

This is one of a number of abends issued by the EXEC interface program. Because of their similar characteristics these abends are described as a group.

See the description of abend AEIA for further details.

---

**AEIL**

**Explanation:** DSIDERR condition not handled.

This is one of a number of abends issued by the EXEC interface program. Because of their similar characteristics these abends are described as a group.

See the description of abend AEIA for further details.

---

**AEIM****Explanation:** NOTFND condition not handled.

This is one of a number of abends issued by the EXEC interface program. Because of their similar characteristics these abends are described as a group.

See the description of abend AEIA for further details.

---

**AEIN****Explanation:** DUPREC condition not handled.

This is one of a number of abends issued by the EXEC interface program. Because of their similar characteristics these abends are described as a group.

See the description of abend AEIA for further details.

---

**AEIO****Explanation:** DUPKEY condition not handled.

This is one of a number of abends issued by the EXEC interface program. Because of their similar characteristics these abends are described as a group.

See the description of abend AEIA for further details.

---

**AEIP****Explanation:** INVREQ condition not handled.

This is one of a number of abends issued by the EXEC interface program. Because of their similar characteristics these abends are described as a group.

See the description of abend AEIA for further details.

---

**AEIQ****Explanation:** IOERR condition not handled.

This is one of a number of abends issued by the EXEC interface program. Because of their similar characteristics these abends are described as a group.

See the description of abend AEIA for further details.

---

**AEIR****Explanation:** NOSPACE condition not handled.

This is one of a number of abends issued by the EXEC interface program. Because of their similar characteristics these abends are described as a group.

See the description of abend AEIA for further details.

---

**AEIS****Explanation:** NOTOPEN condition not handled.

This is one of a number of abends issued by the EXEC interface program. Because of their similar characteristics these abends are described as a group.

See the description of abend AEIA for further details.

---

---

**AEIT****Explanation:** ENDFILE condition not handled.

This is one of a number of abends issued by the EXEC interface program. Because of their similar characteristics these abends are described as a group.

See the description of abend AEIA for further details.

---

**AEIU****Explanation:** ILLOGIC condition not handled.

This is one of a number of abends issued by the EXEC interface program. Because of their similar characteristics these abends are described as a group.

See the description of abend AEIA for further details.

---

**AEIV****Explanation:** LENGERR condition not handled.

This is one of a number of abends issued by the EXEC interface program. Because of their similar characteristics these abends are described as a group.

See the description of abend AEIA for further details.

---

**AEIW****Explanation:** QZERO condition not handled.

This is one of a number of abends issued by the EXEC interface program. Because of their similar characteristics these abends are described as a group.

See the description of abend AEIA for further details.

---

**AEIZ****Explanation:** ITEMERR condition not handled.

This is one of a number of abends issued by the EXEC interface program. Because of their similar characteristics these abends are described as a group.

See the description of abend AEIA for further details.

---

**AEIO****Explanation:** PGMIDERR condition not handled.

This is one of a number of abends issued by the EXEC interface program. Because of their similar characteristics these abends are described as a group.

See the description of abend AEIA for further details.

---

**AEI1****Explanation:** TRANSIDERR condition not handled.

This is one of a number of abends issued by the EXEC interface program. Because of their similar characteristics these abends are described as a group.

See the description of abend AEIA for further details.

---

---

**AEI2****Explanation:** ENDDATA condition not handled.

This is one of a number of abends issued by the EXEC interface program. Because of their similar characteristics these abends are described as a group.

See the description of abend AEIA for further details.

---

**AEI3****Explanation:** INVTSREQ condition not handled.

This is one of a number of abends issued by the EXEC interface program. Because of their similar characteristics these abends are described as a group.

See the description of abend AEIA for further details.

---

**AEI8****Explanation:** TSIOERR condition not handled.

This is one of a number of abends issued by the EXEC interface program. Because of their similar characteristics these abends are described as a group.

See the description of abend AEIA for further details.

---

**AEI9****Explanation:** MAPFAIL condition not handled.

This is one of a number of abends issued by the EXEC interface program. Because of their similar characteristics these abends are described as a group.

See the description of abend AEIA for further details.

---

**AEXA****Explanation:** WRONGSTAT condition not handled.

This is one of a number of abends issued by the EXEC interface program. Because of their similar characteristics these abends are described as a group.

See the description of abend AEIA for further details.

---

**AEXB****Explanation:** NAMEERROR condition not handled.

This is one of a number of abends issued by the EXEC interface program. Because of their similar characteristics these abends are described as a group.

See the description of abend AEIA for further details.

---

**AEXD****Explanation:** CCERROR condition not handled.

This is one of a number of abends issued by the EXEC interface program. Because of their similar characteristics these abends are described as a group.

See the description of abend AEIA for further details.

---

**AEXE****Explanation:** MAPERROR condition not handled.

This is one of a number of abends issued by the EXEC interface program. Because of their similar characteristics these abends are described as a group.

See the description of abend AEIA for further details.

---

**AEXH****Explanation:** NOSPOOL condition not handled.

This is one of a number of abends issued by the EXEC interface program. Because of their similar characteristics these abends are described as a group.

See the description of abend AEIA for further details.

---

**AEXI****Explanation:** TERMERR condition not handled.

This is one of a number of abends issued by the EXEC interface program. Because of their similar characteristics these abends are described as a group.

See the description of abend AEIA for further details.

---

**AEXL****Explanation:** DISABLED condition not handled.

This is one of a number of abends issued by the EXEC interface program. Because of their similar characteristics these abends are described as a group.

See the description of abend AEIA for further details.

---

**AEXS****Explanation:** OUTDESCRERR condition not handled.

This is one of a number of abends issued by the EXEC interface program. Because of their similar characteristics these abends are described as a group.

See the description of abend AEIA for further details.

---

**AEXW****Explanation:** SUPPRESSED condition not handled.

This is one of a number of abends issued by the EXEC interface program. Because of their similar characteristics these abends are described as a group.

See the description of abend AEIA for further details.

---

**AEXY****Explanation:** The executing transaction has been purged before control could be returned.**System Action:** The transaction is abnormally terminated with a CICS/VSE transaction dump.**User Response:** Contact your system programmer to determine why the transaction has been purged.**Module:** DFHEOP

---



---

**AEXZ**

**Explanation:** DFHZTSP has encountered an error when trying to ATTACH one of the remote install or delete transactions of DFHZATS (CITS, CDTS, CMTS or CFTS).

**System Action:** The task is abnormally terminated with a CICS/VSE transaction dump.

**User Response:** Use the transaction dump to investigate why the ATTACH for the transaction has failed. See Part 4 of the *CICS Problem Determination Guide* for guidance on how to get more help with this problem.

**Module:** DFHZTSP

---

**AEX2**

**Explanation:** LOADING condition not handled.

This is one of a number of abends issued by the EXEC interface program. Because of their similar characteristics these abends are described as a group.

See the description of abend AEIA for further details.

---

**AEYA**

**Explanation:** INVERRTERM condition not handled.

This is one of a number of abends issued by the EXEC interface program. Because of their similar characteristics these abends are described as a group.

See the description of abend AEIA for further details.

---

**AEYB**

**Explanation:** INVMPSZ condition not handled.

This is one of a number of abends issued by the EXEC interface program. Because of their similar characteristics these abends are described as a group.

See the description of abend AEIA for further details.

---

**AEYC**

**Explanation:** IGREQID condition not handled.

This is one of a number of abends issued by the EXEC interface program. Because of their similar characteristics these abends are described as a group.

See the description of abend AEIA for further details.

---

**AEYE**

**Explanation:** INVLDC condition not handled.

This is one of a number of abends issued by the EXEC interface program. Because of their similar characteristics these abends are described as a group.

See the description of abend AEIA for further details.

---

**AEYG**

**Explanation:** JIDERR condition not handled.

This is one of a number of abends issued by the EXEC interface program. Because of their similar characteristics these abends are described as a group.

See the description of abend AEIA for further details.

---

---

**AEYH**

**Explanation:** QIDERR condition not handled.

This is one of a number of abends issued by the EXEC interface program. Because of their similar characteristics these abends are described as a group.

See the description of abend AEIA for further details.

---

**AEYJ**

**Explanation:** DSSTAT condition not handled.

This is one of a number of abends issued by the EXEC interface program. Because of their similar characteristics these abends are described as a group.

See the description of abend AEIA for further details.

---

**AEYK**

**Explanation:** SELNERR condition not handled.

This is one of a number of abends issued by the EXEC interface program. Because of their similar characteristics these abends are described as a group.

See the description of abend AEIA for further details.

---

**AEYL**

**Explanation:** FUNCERR condition not handled.

This is one of a number of abends issued by the EXEC interface program. Because of their similar characteristics these abends are described as a group.

See the description of abend AEIA for further details.

---

**AEYM**

**Explanation:** UNEXPIN condition not handled.

This is one of a number of abends issued by the EXEC interface program. Because of their similar characteristics these abends are described as a group.

See the description of abend AEIA for further details.

---

**AEYN**

**Explanation:** NOPASSBKRD condition not handled.

This is one of a number of abends issued by the EXEC interface program. Because of their similar characteristics these abends are described as a group.

See the description of abend AEIA for further details.

---

**AEYO**

**Explanation:** NOPASSBKWR condition not handled.

This is one of a number of abends issued by the EXEC interface program. Because of their similar characteristics these abends are described as a group.

See the description of abend AEIA for further details.

---

---

**AEYQ****Explanation:** SYSIDERR condition not handled.

This is one of a number of abends issued by the EXEC interface program. Because of their similar characteristics these abends are described as a group.

See the description of abend AEIA for further details.

---

**AEYR****Explanation:** ISCINVREQ condition not handled.

This is one of a number of abends issued by the EXEC interface program. Because of their similar characteristics these abends are described as a group.

See the description of abend AEIA for further details.

---

**AEYT****Explanation:** ENVDEFERR condition not handled.

This is one of a number of abends issued by the EXEC interface program. Because of their similar characteristics these abends are described as a group.

See the description of abend AEIA for further details.

---

**AEYU****Explanation:** IGREQCD condition not handled.

This is one of a number of abends issued by the EXEC interface program. Because of their similar characteristics these abends are described as a group.

See the description of abend AEIA for further details.

---

**AEYV****Explanation:** SESSIONERR condition not handled.

This is one of a number of abends issued by the EXEC interface program. Because of their similar characteristics these abends are described as a group.

See the description of abend AEIA for further details.

---

**AEYY****Explanation:** NOTALLOC condition not handled.

This is one of a number of abends issued by the EXEC interface program. Because of their similar characteristics these abends are described as a group.

See the description of abend AEIA for further details.

---

**AEYZ****Explanation:** CBIDERR condition not handled.

This is one of a number of abends issued by the EXEC interface program. Because of their similar characteristics these abends are described as a group.

See the description of abend AEIA for further details.

---

---

**AEY0****Explanation:** INVEXITREQ condition not handled.

This is one of a number of abends issued by the EXEC interface program. Because of their similar characteristics these abends are described as a group.

See the description of abend AEIA for further details.

---

**AEY1****Explanation:** INVPARTNSET condition not handled.

This is one of a number of abends issued by the EXEC interface program. Because of their similar characteristics these abends are described as a group.

See the description of abend AEIA for further details.

---

**AEY2****Explanation:** INVPARTN condition not handled.

This is one of a number of abends issued by the EXEC interface program. Because of their similar characteristics these abends are described as a group.

See the description of abend AEIA for further details.

---

**AEY3****Explanation:** PARTNFAIL condition not handled.

This is one of a number of abends issued by the EXEC interface program. Because of their similar characteristics these abends are described as a group.

See the description of abend AEIA for further details.

---

**AEY6****Explanation:** Internal logic error in DFHEIP.**System Action:** The task is abnormally terminated with a CICS/VSE transaction dump.**User Response:** See Part 4 of the *CICS Problem Determination Guide* for guidance on how to get more help with this problem.**Module:** DFHEIP

---

**AEY7****Explanation:** A resource security check has failed. A transaction's PCT entry has requested resource security checking (RSLC=YES) but this has failed for one of the following reasons:

1. The task is not a terminal task;
2. The resource security specified in the relevant table (for example, FCT for DATASET) is zero, that is, it has not been specified;
3. The resource security specified in the relevant table is not matched by the resource security authorization in the TCTTE from SIGN ON.

RSLC=YES (resource security checks required) is the default for the CICS-supplied transactions, CECI, CEDF, CEBR, CSMI, CSM1, CSM2, CSM3, and CSM5. If you wish to remove resource security checking for any of these transactions, you should define the transaction specifying RSLC=NO. In the case of CEDF, the resource security checking is applied to the transaction under test (not to CEDF itself). Specifying RSLC=NO for the CEDF transaction will prevent the checks

being applied to the transaction under test, unless RSLC=YES is explicitly specified for that transaction.

**System Action:** The task is abnormally terminated with a CICS/VSE transaction dump.

**User Response:** If access to this resource should be allowed, ensure that the reason for the failure is removed.

**Module:** DFHEIP

#### AEY8

**Explanation:** An assembler language program using the command level interface has requested dynamic storage (DFHEISTG) less than the minimum required.

**System Action:** The transaction is abnormally terminated with a CICS/VSE transaction dump.

**User Response:** Ensure that DFHEIENT, DFHEISTG, and DFHEIEND macro invocations are correctly positioned.

**Module:** DFHEIP

#### AEY9

**Explanation:** Either:

- An EXEC CICS command has been issued that is not supported by the EXEC interface program DFHEIP, or
- A non-CICS/VSE command has been issued via an application "stub" (expansion of a DFHRMCAL macro), and the program DFHERM has detected that the necessary non-CICS/VSE support is not available.

**System Action:** The transaction is abnormally terminated with a CICS/VSE transaction dump.

**User Response:** Notify your system programmer. Either the command (or an application stub) has become corrupted, or the unavailable function needs to be generated (CICS/VSE command), enabled (non-CICS/VSE command), or exceptionally the non-CICS/VSE support has suffered damage and is attempting to withdraw itself from the CICS/VSE system.

**Module:** DFHEIP

#### AEZB

**Explanation:** A transaction running in AMODE(31) has attempted to call a task related user exit linkedited AMODE(24). An AMODE(24) task related user exit cannot run when the calling application is linkedited AMODE(31) as this would cause a protection exception or a storage overwrite.

**System Action:** The transaction is abnormally terminated with a CICS/VSE transaction dump.

**User Response:** Either redefine and install a new definition for the transaction with AMODE(24), or modify the task related user exit so that it is invoked in AMODE(31).

**Module:** DFHERM

#### AFCA

**Explanation:** The transaction has tried to access a disabled file, or the transaction has tried to open a file implicitly, the open has failed and, as a result, the file has been disabled.

**System Action:** The transaction is abnormally terminated with a CICS/VSE transaction dump.

**User Response:** Find out why the file is disabled.

If the abend occurred because of an open failure, CICS/VSE sends message DFH0964 or DFH0965 to the console and to the CSMT transient data destination. For further information see messages DFH0964 and DFH0965.

**Module:** DFHFPC

#### AFCB

**Explanation:** The CICS/VSE file control restart task could not complete because a necessary step failed. The task has done some essential recovery operations and abended itself with code AFCB.

**System Action:** CICS/VSE writes a transaction dump for the file control restart task.

CICS/VSE sends two messages to the console, one to identify the error detected by the file control restart task, and one, DFH0904, to say that the task has failed. A third message follows either to say that CICS/VSE has terminated abnormally with a dump, or to ask you to reply GO or CANCEL. Depending on the nature of the original error, you may see messages from some other system component (for example, an access method).

**User Response:** First, if CICS/VSE has requested a response, you must reply. If you reply GO, CICS/VSE continues processing, but without file control. If you reply CANCEL, CICS/VSE terminates abnormally with a dump.

Use the messages and dumps to find out the cause of the failure. See Part 4 of the *CICS Problem Determination Guide* for guidance on how to get more help with this problem.

**Module:** DFHFPCR

#### AFCD

**Explanation:** A task attempted to access a file that had been disabled with the FORCE option of the CEMT transaction or the EXEC CICS SET command.

**System Action:** CICS/VSE abends the task abnormally with a dump.

**User Response:** If you want to resubmit the transaction, first enable the file with the CEMT transaction. Be aware that this will make the file available to any CICS/VSE task.

**Module:** DFHFCS

#### AFCE

**Explanation:** An attempt to catalog a change to a file state failed, because an I/O write error occurred on the restart data set, where the catalog resides.

**System Action:** CICS/VSE abends the task abnormally with a dump.

**User Response:** You should take action based on the messages received from the access method.

**Module:** DFHFCS

#### AFCF

**Explanation:** A CICS/VSE task attempted to access a file, but file control recovery had failed during initialization.

**System Action:** CICS/VSE abends the task abnormally with a dump.

**User Response:** If you want to run transactions that access files, you must terminate CICS/VSE, and perform a successful restart. To do this, you must resolve the problem that caused the original file control recovery failure.

**Module:** DFHFPC

#### AFCG

**Explanation:** During emergency restart, CICS/VSE detected an internal logic error in file control backout processing.

**System Action:** CICS/VSE abends the task abnormally with a dump, and issues a message giving you the opportunity to terminate CICS/VSE or allow initialization to continue.

**User Response:** The failure of file control backout threatens

the integrity of your data. Your safest course is to terminate CICS/VSE.

See Part 4 of the *CICS Problem Determination Guide* for guidance on how to get more help with this problem.

**Module:** DFHFBCBP

#### AFCH

**Explanation:** During emergency restart, the file control backout program failed in an attempt to read the catalog, because an I/O write error occurred on the restart data set, where the catalog resides.

**System Action:** CICS/VSE abends the task abnormally with a dump, and issues a message giving you the opportunity to terminate CICS/VSE or allow initialization to continue.

**User Response:** The failure of file control backout threatens the integrity of your data. Your safest course is to terminate CICS/VSE.

Use the message(s) from the access method to identify the original problem.

**Module:** DFHFBCBP

#### AFCI

**Explanation:** While opening or closing a file, CICS/VSE detected an internal logic error, and abended the task, or during CICS/VSE termination, a task (typically the CSFU transaction) terminated with this abend code when it tried to open/close a file after the open/close subtask had terminated.

**System Action:** If the error is detected by DFHFCSN, CICS/VSE takes an IDUMP. DFHFCSN sends an error message to CSMT and the console, except when the second explanation above applies.

**User Response:** If the abend occurred during CICS/VSE termination, no response is necessary.

Otherwise, try to solve the problem using the dump and message (VSAM may also have issued a message). The file being opened or closed may be an FCT-defined file, or it may be the base of a VSAM path in the FCT which is being opened to obtain information needed for update integrity through that path. Register 8 in the IDUMP addresses the FCTTE of the file.

Unless a storage violation has corrupted CICS/VSE code, this is probably an internal CICS/VSE error. See Part 4 of the *CICS Problem Determination Guide* for guidance on how to get more help with this problem.

**Module:** DFHFCSN, DFHFCL

#### AFCL

**Explanation:** An error has occurred while the automatic journaling or automatic logging of CICS/VSE file changes was being performed for this transaction.

**System Action:** The transaction is abnormally terminated with a CICS/VSE transaction dump.

**User Response:** Use the dump to ascertain why the journal or log record could not be written correctly.

**Module:** DFHFCL

#### AFCM

**Explanation:** A condition was detected during the loading of a data table by the CSSY transaction, after which normal processing could not continue. The possible causes are:

- An unexpected response from file control
- An unexpected response from data table services
- A logic error in DFHDTLD1

- The file control table entry for the data table is FILSTAT=(OPENED,DISABLED).

**System Action:** Message DFH0945 is issued. Loading of the data table is terminated and CSSY abends. Depending on the cause of the error, CICS/VSE produces a transaction dump or a system dump.

**User Response:** See the description of message DFH0945 for the state of the data table. Examine the system log and the dump to determine the original cause of the abend.

**Module:** DFHDTLD1

#### AFCO

**Explanation:** A task attempted to use obsolete function, that is, a function formerly supported by CICS/VSE but discontinued.

**System Action:** CICS/VSE terminates the task abnormally with a dump.

**User Response:** To run the program under the current release, you must remove the request for obsolete function.

**Module:** DFHFCCP

#### AICA

**Explanation:** A runaway task condition has been detected by the timer interrupt routine of CICS/VSE and the task is being abnormally terminated. The condition indicates a possible logical loop within the user's program.

If tasks do not issue task control requests at the proper frequency, an AICA abend may occur.

**System Action:** The task is abnormally terminated with a CICS/VSE transaction dump.

**User Response:** Take corrective action within the program being executed. If auxiliary trace is active when the AICA abend occurs, disable the runaway task and retry the transaction to determine if a true runaway task condition has been detected. If AICA occurs while no runaway tasks have been detected, try coding, if applicable, a DFHKC TYPE=CHAP or a SUSPEND within the task.

**Module:** DFHKCP

#### AICB

**Explanation:** A RETRIEVE WAIT request has been reissued in system shutdown.

**System Action:** The task is abnormally terminated with a CICS/VSE transaction dump.

**User Response:** None.

**Module:** DFHICP

#### AISA

**Explanation:** The mirror transaction (CSMI) has been attached from some facility other than a terminal. This is not permitted.

**System Action:** The task is abnormally terminated with a CICS/VSE transaction dump.

**User Response:** Using the dump, check the field TCAFCAA to determine the invalid attach.

**Module:** The mirror program, DFHMIR

#### AISB

**Explanation:** The mirror transaction (CSMI) has detected errors in the data passed to it from the attaching transaction.

**System Action:** The task is abnormally terminated with a CICS/VSE transaction dump.

**User Response:** The invalid input will be visible in the



## AISC • AISM

transaction dump. This error is likely to be caused by some mismatch between the two systems. A typical example might be a DL/I request received on a system generated without DL/I.

**Module:** The mirror program, DFHMIR

---

### AISC

**Explanation:** The mirror transaction (CSMI) has not received a TIOA from the terminal. This event should not occur.

**System Action:** The task is abnormally terminated with a CICS/VSE transaction dump.

**User Response:** The trace in the dump and the dumped TCTTE should be used to analyze the problem further.

**Module:** The mirror program, DFHMIR

---

### AISD

**Explanation:** The mirror program executed the request and received a nonzero return code as a result. The data flow control state of the intersystems link being used was such that this information could not be returned normally.

**System Action:** The mirror task is abnormally terminated with a CICS/VSE transaction dump.

**User Response:** The transaction dump provided will provide information required to analyze the source of the nonzero return code at its point of origin.

**Module:** The mirror program, DFHMIR

---

### AISE

**Explanation:** The mirror program issued a DL/I request, but DL/I support is not generated.

**System Action:** The mirror task is abnormally terminated with a CICS/VSE transaction dump.

**User Response:** The transaction dump provided will provide information required

**Module:** The mirror program, DFHMIR

---

### AISF

**Explanation:** The CICS/VSE mirror program DFHMIR has been attached in an unsupported manner. The principal facility for the mirror transaction is defined as APPC, but the conversation is unmapped.

**System Action:** CICS/VSE abnormally terminates the transaction with a transaction dump.

**User Response:** There is a problem with the system that caused the mirror transaction to be attached. Keep the dumps from both systems. See Part 4 of the *CICS Problem Determination Guide* for guidance on how to get more help with this problem.

**Module:** The mirror program, DFHMIR

---

### AISG

**Explanation:** The mirror program executed the request and produced the reply. This would not be sent because the data flow control state of the intersystems link was such that this could not be done.

**System Action:** The task (CSMI) is abnormally terminated with a CICS/VSE transaction dump.

**User Response:** The transaction dump provided will provide information required to analyze the problem.

**Module:** The mirror program, DFHMIR

---

### AISH

**Explanation:** The new connection task, CSNC, has been invoked in an incorrect manner (for example, from a terminal).

**System Action:** The task is abnormally terminated with a CICS/VSE transaction dump.

**User Response:** None.

**Module:** DFHCRNP

---

### AISI

**Explanation:** A function shipping request was passed by DFHEIP to DFHISP. This was found to be invalid by the transformer, DFHXFP.

**System Action:** The transaction issuing the function shipping request is abnormally terminated with a CICS/VSE transaction dump.

**User Response:** The transaction dump will provide information to further analyze the problem.

**Module:** DFHISP

---

### AISJ

**Explanation:** The IRC control task CSNC has abended because the session recovery transaction CSIR could not be attached.

**System Action:** CSNC is abnormally terminated with a formatted dump. All tasks using MRO links to other systems are abnormally terminated. All tasks in other CICS/VSE partitions that are currently communicating with this system are also abended.

**User Response:** Ensure that CSIR is enabled and that program DFHCRR is available.

**Module:** DFHCRNP

---

### AISK

**Explanation:** The user transaction has been abended during the execution of a function shipping request on an APPC session. This has happened because the mirror transaction (CSMI) on the remote system has abended, and caused a request for syncpoint rollback to be sent across the session.

CICS/VSE abends the user transaction in these circumstances whether LU 6.1 or APPC is in use, so that function shipping remains transparent to the transaction. (When LU 6.1 is in use, an ATNI abend will occur.)

**System Action:** The task is abnormally terminated with a CICS/VSE transaction dump.

**User Response:** Check the log on the mirror system to determine the reason for the original abend of the mirror task.

**Module:** DFHISP

---

### AISL

**Explanation:** The LU services manager transaction has been started directly from a user terminal. This is not permitted.

**System Action:** The task is abnormally terminated with a transaction dump.

**User Response:** None. The LU services manager transaction must be started internally by CICS/VSE.

**Module:** DFHLUP

---

### AISM

**Explanation:** A transaction has issued a macro-level request against a table entry with TYPE=REMOTE. Requests for operations on a remote system are valid only when issued at the command level, or at the level.

A macro-level request can also be issued as a result of some command-level requests that use temporary storage; for example, EXEC CICS START REQID(tsname) uses the temporary storage queue "tsname."

**System Action:** The transaction is abnormally terminated with a CICS/VSE transaction dump.

**User Response:** The transaction should be rewritten using the command level, or should be run using the table for which it was originally designed.

**Module:** DFHFPCP, DFHTDP, DFHTSP

#### AISP

**Explanation:** A mirror transaction (transaction identifiers CSM1, CSM2, CSM3, CSM5, or CSMI) has been invoked with an invalid principal facility. The mirror transaction executes with an MRO session, an LU 6.1 session or an APPC session as its principal facility.

**System Action:** The transaction is abnormally terminated with a CICS/VSE transaction dump.

**User Response:** Do not attempt to invoke the mirror transaction by entering the transaction identifier at a terminal.

**Module:** DFHMIRS

#### AISS

**Explanation:** A security violation has occurred while CICS/VSE was attempting to start a conversation with a remote APPC system. The security access level of the requestor was insufficient to access the transaction on the connected APPC system. Depending on the nature of the request and the way security has been set up, the requestor with an insufficient access level can be the local CICS/VSE system, the requesting transaction, or the terminal user.

**System Action:** The transaction is abnormally terminated with a transaction dump.

**User Response:** First, verify that the access was correctly denied. Then, if required, change the access level.

**Module:** DFHZERH

#### AISZ

**Explanation:** DFHMXP has received an unexpected reply when committing START PROTECT NOCHECK requests sent on an APPC synclevel 1 conversation.

**System Action:** The task is abnormally terminated.

**User Response:** Determine what happened to transaction CVMI in the partner system. If the START PROTECT NOCHECK requests had been committed, no further action is necessary. If they had not been committed, user-defined action is required to recover from the error.

Determine the cause of the error.

**Module:** DFHMXP

#### AIS8

**Explanation:** An internal logic error has been detected in module DFHMIRS.

**System Action:** The transaction is abnormally terminated with a CICS/VSE transaction dump.

**User Response:** See Part 4 of the *CICS Problem Determination Guide* for guidance on how to get more help with this problem.

**Module:** DFHMIRS

#### AIS9

**Explanation:** The mirror program has detected that a DPL server program has returned in an invalid state following the completion of the LINK command. The server program, or a program it has linked to, has initiated a sync level 2 conversation with another program which in turn has issued a sync point. The server program has not responded to the sync point request which is still outstanding when control returns to the mirror program.

The mirror program only issues this abend if the LINK request does not specify SYNCONRETURN.

**System Action:** The task is abnormally terminated with a transaction dump.

**User Response:** Correct the design of the DTP application or applications initiated by the server program. If the SYNCONRETURN option is not specified on the LINK request, only the client program should initiate the sync point. If it is necessary to issue sync point requests from the DTP applications, consider using the SYNCONRETURN option on the LINK request. See the *CICS Application Programming Guide* for details on the LINK command and its options.

**Module:** DFHMIRS

#### AJCA

**Explanation:** An irrecoverable I/O error has occurred on output to a journal data set. The journal task for the affected journal terminates abnormally with this abend code (see message DFH4513).

**System Action:** If the journal is specified with the CRUCIAL option in its journal control table (JCT) entry, CICS/VSE issues messages DFH4517 and DFH4518, and any task attempting to use the journal terminates abnormally with transaction abend AJCR.

**User Response:** If the affected journal is CRUCIAL, you may want to shut down CICS/VSE for data integrity reasons (see message DFH4517).

Inform the person(s) responsible for the integrity of journal data sets. If the error persists, it may be necessary to allocate an alternative device/extent.

**Module:** DFHJCIOE

#### AJCB

**Explanation:** A failure to switch to new output volume has occurred, for a noncrucial journal. The journal's journaling transaction is abnormally terminated with this code (see message DFH4512).

**System Action:** If the journal is specified with the CRUCIAL option in its journal control table (JCT) entry, CICS/VSE execution is terminated with a system dump. Otherwise, execution continues and the journal is unavailable for the duration of the run; the journaling transaction is abnormally terminated with abend code AJCA and a CICS/VSE transaction dump.

**User Response:** Restart CICS/VSE. Inform the person(s) responsible for debugging system errors of this type. The condition may be due either to an operating system or device open/close failure, or to a CICS/VSE error.

**Module:** DFHJCEOV

---

**AJCC**

**Explanation:** The transaction identifier CSJC (which is reserved for use by CICS/VSE) has been entered at a terminal.

**System Action:** The transaction is abnormally terminated with a CICS/VSE transaction dump.

**User Response:** None. Do not enter transaction identifier CSJC at a terminal.

**Module:** DFHJCBSP

---

**AJCH**

**Explanation:** A journal exit, either DFHXJCC or DFHXJCO, has failed for a reason other than storage stress.

**System Action:** CICS/VSE issues message DFH4587, naming the exit that has failed. This abend may cause the termination of the journal and of the CICS/VSE run. Integrity of data is not compromised. No journal records are lost.

**User Response:** Investigate and correct the problem. A likely cause is that no load module DFHXJcX, as named in message DFH4587, exists in a library accessible by CICS/VSE.

**Destination:** Console

**Module:** DFHJCO, DFHJCC

---

**AJCN**

**Explanation:** DFHJCP was unable to write a dynamic log record to temporary storage. It received a nonzero return code from the temporary storage program (DFHTSP), or temporary storage services were not generated for the system.

**System Action:** The system abnormally terminates the transaction with a CICS/VSE transaction dump and performs dynamic transaction backout.

**User Response:** Ensure that temporary storage is specified for the system. Use the dump to trace the temporary storage problem. Ensure that the DYNAMIC BUFFER size is not too large for the temporary storage CSIZE.

**Module:** DFHJCP

---

**AJCR**

**Explanation:** A task abends with this code if it attempts to access a CRUCIAL journal that is not available.

**System Action:** None.

**User Response:** See transaction abend AJCA, and messages DFH4513, DFH4517, and DFH4518.

**Module:** DFHJCP

---

**AKCA**

**Explanation:** The CICS/VSE task control program (DFHKCP) has not been built correctly: DFHKCQ has not been linkedited correctly.

**System Action:** CICS/VSE terminates the task control task with a transaction dump. CICS/VSE then terminates abnormally with a formatted dump.

**User Response:** Regenerate the CICS/VSE task control program correctly.

**Module:** DFHKCP

---

**AKCB**

**Explanation:** The CICS/VSE task control restart task could not complete because a necessary step failed. The task has done some essential recovery operations and abended itself with code AKCB.

**System Action:** CICS/VSE writes a transaction dump for the task control restart task.

CICS/VSE sends three messages to the console, one to identify

the error detected by the task control restart task, one to say that the task has failed, and one that gives you the option of canceling CICS/VSE or letting it continue. Depending on the nature of the original error, you may see messages from some other system component (for example, an access method).

**User Response:** Use the messages and dumps to find out the cause of the failure. See Part 4 of the *CICS Problem Determination Guide* for guidance on how to get more help with this problem.

**Module:** DFHKCRP

---

**AKCD**

**Explanation:** The task control program (KCP) has detected an invalid code in the dispatch control indicator field.

**System Action:** The task is abnormally terminated with a CICS/VSE transaction dump.

**User Response:** Research cause and take corrective action.

**Module:** DFHKCP

---

**AKCE**

**Explanation:** While CICS/VSE task control was recording changes to a transaction or profile definition, a write to the system log failed.

**System Action:** CICS/VSE terminates the CEDA task with a transaction dump.

**User Response:** Use the dumps to find out why the write to the log failed.

**Module:** DFHKCQ

---

**AKCF**

**Explanation:** While CICS/VSE task control was recording changes to a transaction or profile definition, a write to the restart data set failed.

**System Action:** CICS/VSE terminates the CEDA task with a transaction dump.

**User Response:** Use the dumps to find out why the write to the restart data set failed.

**Module:** DFHKCQ

---

**AKCL**

**Explanation:** CICS/VSE controls the serialized use of certain resources through an internal locking system. One task gains control of a resource and subsequent tasks desiring the same resource are placed in a CICS/VSE wait state until such time as the resource becomes available. The locking system is not intended for application programmer use. The system limits the number of resources a task can lock to one resource. The AKCL abnormal termination code indicates that a task has attempted to lock a resource while already owning another resource lock.

**System Action:** The transaction is abnormally terminated with a CICS/VSE transaction dump.

**User Response:** The locking function is provided via unique CICS/VSE macros. The macro expansion itself has detected the inconsistency described above. CICS/VSE management modules issue these macros in the normal course of processing service requests. If the condition was detected in a user-written program, it could indicate possible misuse of the locking system by the customer. Analyze the transaction dump and request IBM assistance if appropriate. The address of first resource lock owned by the task is found at TCAATAC.

**Module:** The locking macro can be issued in any of several CICS/VSE management modules, or in an application program.

---

**AKCP**

**Explanation:** A stall condition has been detected and the task is being abnormally terminated. The task carries a code indicating it is stall purgeable.

**System Action:** The task is abnormally terminated in an attempt to relieve the stall condition. A transaction dump is **not** provided.

**User Response:** This indicates that a shortage of resources has occurred. Typically this is lack of dynamic storage. Frequent occurrence of this condition indicates a need to enlarge the CICS/VSE partition, or to reduce the maximum number of tasks allowed to be processing concurrently.

Sometimes this abend occurs because the maximum permitted number of concurrent tasks is too small. If you can detect this situation, or if the above responses do not solve the problem, **increase** rather than decrease MAXTASK.

**Module:** DFHKCP

---

**AKCR**

**Explanation:** Task control has received an invalid request code. The last KCP TRACE entry (TRACE ID-'F0') before the program control program (PCP) ABEND TRACE entry (TRACE ID-'F2', request code X'6000') will contain the invalid task control request code.

**System Action:** The transaction is abnormally terminated with a CICS/VSE transaction dump.

**User Response:** Research cause and take corrective action.

**Module:** DFHKCP

---

**AKCS**

**Explanation:** A deadlock time-out condition has been detected. This condition may occur within a transaction that specifies DTIMOUT to be nonzero on its PCT entry. Deadlock time-out occurs when a transaction has been suspended for longer than the time specified in DTIMOUT. The abend may be driven by a variety of internal CICS/VSE events, for example:

- Short on storage
- Temporary storage shortage
- ENQUEUE
- An ALLOCATE request
- A RETRIEVE WAIT request

**System Action:** The transaction is abnormally terminated. A transaction dump is not provided.

**User Response:** The transaction should be reexecuted, and the situation causing the SUSPEND to occur may well clear itself.

**Module:** DFHKCP

---

**AKCT**

**Explanation:** A terminal read-time-out condition has been detected. The transaction has been waiting for a terminal input message for an interval longer than specified in the RTIMOUT value for that transaction.

**System Action:** The transaction is abnormally terminated. A transaction dump is **not** provided.

**User Response:** Check if the time-out limit was set to a shorter time.

**Module:** DFHKCP

---

**AKCU**

**Explanation:** An internal logic error has occurred within DFHKCP.

**System Action:** DFHKCP was unable to proceed with its current function. Rather than bring down CICS the current task is abended.

**User Response:** Keep the dump and contact your IBM Support Center.

**Module:** DFHKCP

---

**ALFA**

**Explanation:** The transaction has caused 48 LIFO overflow segments to be created. This normally means that the transaction is in a loop or storage has been overwritten.

**System Action:** The task is abnormally terminated with a CICS/VSE transaction dump.

**User Response:** See Part 4 of the *CICS Problem Determination Guide* for guidance on how to get more help with this problem.

**Module:** DFHLFO

---

**ALFB**

**Explanation:** A CICS/VSE module has issued a call to the LIFO subroutine specifying a length that is not a multiple of 8.

**System Action:** The task is abnormally terminated with a CICS/VSE transaction dump.

**User Response:** Using the dump, determine which module was invoking the LIFO subroutine. Either this module has been overwritten, in which case determine which module caused the overwriting, or the module has been incorrectly modified. If the module has not been modified by the installation, you may require assistance. See Part 4 of the *CICS Problem Determination Guide* for guidance on how to get more help with this problem.

**Module:** DFHLFO

---

**ALFC**

**Explanation:** When attempting to free LIFO overflow segments during a call to the LIFO subroutine, CICS/VSE detected an invalid situation. Either the number of overflow segments has (or appears to have) exceeded 48 segments or an attempt is being made to free the LIFO segment contained in the TCA.

**System Action:** The task is abnormally terminated with a CICS/VSE transaction dump.

**User Response:** Using the dump, determine if 48 overflow segments really were active. If not, storage has been overwritten and it is necessary to determine the cause of the overwriting. If 48 segments were active, you will require assistance. See Part 4 of the *CICS Problem Determination Guide* for guidance on how to get more help with this problem.

**Module:** DFHLFO

---

**ALFE**

**Explanation:** The LIFO storage overflow module DFHLFO has detected that LIFO storage has been overwritten between the previous call to DFHLFO and the current call.

**System Action:** The task is abnormally terminated with a CICS/VSE transaction dump.

**User Response:** Use the transaction dump to determine why the application program has overwritten LIFO storage.

**Module:** DFHLFO

---



---

**AMSA**

**Explanation:** An input data stream received from a 3270 begins with a set buffer address (SBA) order but is not followed by two one-byte address fields. This is probably due to a hardware error.

**System Action:** The transaction is abnormally terminated with a CICS/VSE transaction dump.

**User Response:** If the problem persists, you may require assistance. See Part 4 of the *CICS Problem Determination Guide* for guidance on how to get more help with this problem.

It may be possible to bypass the problem by entering two spaces before the data to be entered.

**Module:** DFHMSP

---

**AMSB**

**Explanation:** Internal logic error in module DFHMSP.

**System Action:** The transaction is abnormally terminated with a CICS/VSE transaction dump.

**User Response:** Retry the CMSG transaction, specifying operands in a different order. If this fails, you may require assistance. See Part 4 of the *CICS Problem Determination Guide* for guidance on how to get more help with this problem.

**Module:** DFHMSP

---

**AMTA**

**Explanation:** Internal logic error in module DFHMTPA.

**System Action:** The transaction is abnormally terminated with a CICS/VSE transaction dump.

**User Response:** See Part 4 of the *CICS Problem Determination Guide* for guidance on how to get more help with this problem.

**Module:** DFHMTPA

---

**AMTB**

**Explanation:** Internal logic error in module DFHMTPB.

**System Action:** The transaction is abnormally terminated with a CICS/VSE transaction dump.

**User Response:** See Part 4 of the *CICS Problem Determination Guide* for guidance on how to get more help with this problem.

**Module:** DFHMTPB

---

**AMTD**

**Explanation:** Internal logic error in module DFHMTPD.

**System Action:** The transaction is abnormally terminated with a CICS/VSE transaction dump.

**User Response:** See Part 4 of the *CICS Problem Determination Guide* for guidance on how to get more help with this problem.

**Module:** DFHMTPD

---

**AMTE**

**Explanation:** Internal logic error in module DFHMTPE.

**System Action:** The transaction is abnormally terminated with a CICS/VSE transaction dump.

**User Response:** See Part 4 of the *CICS Problem Determination Guide* for guidance on how to get more help with this problem.

**Module:** DFHMTPF

---

**AMTF**

**Explanation:** Internal logic error in module DFHMTPF.

**System Action:** The transaction is abnormally terminated with a CICS/VSE transaction dump.

**User Response:** See Part 4 of the *CICS Problem Determination Guide* for guidance on how to get more help with this problem.

**Module:** DFHMTPF

---

**AMTG**

**Explanation:** Internal logic error in module DFHMTPG.

**System Action:** The transaction is abnormally terminated with a CICS/VSE transaction dump.

**User Response:** See Part 4 of the *CICS Problem Determination Guide* for guidance on how to get more help with this problem.

**Module:** DFHMTPG

---

**AMTH**

**Explanation:** Master terminal module DFHMTPF has terminated a task with a deferred abend and placed this abend code in this terminated task's TCA. The termination can occur due to putting a line or control unit out of service or terminating a task with the task number or terminal identification.

**System Action:** The task chosen by the master terminal operator is abnormally terminated with a CICS/VSE transaction dump.

**User Response:** None.

**Module:** DFHMTPF

---

**AMTJ**

**Explanation:** Master terminal module DFHMTPC has terminated a task with a deferred abend and placed this abend code in this terminated task's TCA.

**System Action:** The task chosen by the master terminal operator is abnormally terminated with a CICS/VSE transaction dump.

**User Response:** None.

**Module:** DFHMTPC

---

**AMTM**

**Explanation:** Not enough message save areas available for output message. Can be issued from any master terminal module, they are: DFHMTPA, DFHMTPB, DFHMTPC, DFHMTPD, DFHMTPF, DFHMTPG, and DFHMTPH.

**System Action:** The transaction is abnormally terminated with a CICS/VSE transaction dump.

**User Response:** See Part 4 of the *CICS Problem Determination Guide* for guidance on how to get more help with this problem.

**Module:** DFHMTWM (copied into all master terminal programs)

---

**AMTO**

**Explanation:** Internal logic error in message handling routines of the master terminal can be issued from any master terminal module, which includes DFHMTPA, DFHMTPB, DFHMTPC, DFHMTPD, DFHMTPF, DFHMTPG, and DFHMTPH.

**System Action:** The transaction is abnormally terminated with a CICS/VSE transaction dump.

**User Response:** None.

---

**Module:** DFHMTWM (copied into all master terminal programs)

---

#### AMT1

**Explanation:** Master terminal module DFHMTPC has terminated a task and placed this abend code in the terminated task's TCA. The termination can occur due to putting a terminal out of service.

**System Action:** The task is abnormally terminated with a CICS/VSE transaction dump.

**User Response:** None.

**Module:** DFHMTPC

---

#### AMT2

**Explanation:** Master terminal module DFHMTPF has terminated a task and placed this abend code in the terminated task's TCA. The termination can occur due to putting a line or control unit out of service or terminating a task with the task number or terminal identification.

**System Action:** The task is abnormally terminated with a CICS/VSE transaction dump.

**User Response:** None.

**Module:** DFHMTPF

---

#### AOCA

**Explanation:** An error has been detected when trying to open a VSAM entry-sequenced data set.

**System Action:** The transaction is abnormally terminated with a CICS/VSE dump.

**User Response:** Notify your system programmer to determine the cause of the error.

**Module:** DFHOCP

---

#### APCA

**Explanation:** The CICS/VSE program control restart task could not complete because a necessary step failed. The task has done some essential recovery operations and abended itself with code APCA.

**System Action:** CICS/VSE writes a transaction dump for the program control restart task. CICS/VSE then terminates abnormally with a formatted dump.

CICS/VSE sends two messages to the console, one to identify the error detected by the program control restart task, and one to say that the task has failed. Depending on the nature of the original error, you may see messages from some other system component (for example, an access method).

**User Response:** Use the messages and dumps to find out the cause of the failure. See Part 4 of the *CICS Problem Determination Guide* for guidance on how to get more help with this problem.

**Module:** DFHPCR

---

#### APCB

**Explanation:** The CICS/VSE program control program (DFHPCP) has not been built correctly: DFHPCQ has not been linkeded correctly.

**System Action:** CICS/VSE terminates the program control task with a transaction dump. CICS/VSE then terminates abnormally with a formatted dump.

**User Response:** Regenerate the CICS/VSE program control program correctly.

**Module:** DFHPCP

---

#### APCC

**Explanation:** A request for a COBOL program has been received and ANSI COBOL support has not been generated in the program control program (PCP).

**System Action:** The transaction is abnormally terminated with a CICS/VSE transaction dump, and the processing program table (PPT) entry is disabled.

**User Response:** Generate the proper COBOL support in PCP.

**Module:** DFHPCP

---

#### APCD

**Explanation:** While CICS/VSE was recording changes to a program, mapset, or partitionset definition, a write to the system log failed.

**System Action:** CICS/VSE terminates the CEDA task.

**User Response:** Use the dumps to find out why the write to the log failed.

**Module:** DFHPCQ

---

#### APCE

**Explanation:** While CICS/VSE was recording changes to a program, mapset, or partitionset definition, a write to the restart data set failed.

**System Action:** CICS/VSE terminates the CEDA task with a transaction dump.

**User Response:** Use the dumps to find out why the write to the restart data set failed.

**Module:** DFHPCQ

---

#### APCF

**Explanation:** A request for a PL/I program could not be executed because a problem has occurred during system initialization for PL/I. This is probably due to the absence of PL/I.

**System Action:** The transaction is abnormally terminated and the PPT table is disabled.

**User Response:** Redefine the program, or ensure that PL/I is present in the CICS system.

**Module:** DFHLIP

---

#### APCH

**Explanation:** A request for a VS COBOL II program could not be executed because a problem has occurred during system initialization for VS COBOL II. This is probably due to the absence of VS COBOL II.

**System Action:** The transaction is abnormally terminated and the PPT table is disabled.

**User Response:** Redefine the program, or ensure that VS COBOL II is present in the CICS system.

**Module:** DFHLIP

---

#### APCI

**Explanation:** A request for a PL/I program could not be executed because either PL/I support has not been generated in the program control program (PCP) or the PL/I module DFHSAP could not be located.

**System Action:** The transaction is abnormally terminated with a CICS/VSE transaction dump, and the processing program table (PPT) entry is disabled.

**User Response:** Either generate the proper PL/I support in PCP or ensure the PL/I library containing DFHSAP is included in the library search order.

**Module:** DFHPCP

---

**APCJ**

**Explanation:** A request for a C program could not be executed either because C was unable to recognize the program as having been compiled under the C/370 compiler, or because the program was not link-edited correctly.

**System Action:** The transaction is terminated abnormally and the program is disabled.

**User Response:** Ensure that the program is correctly defined to CICS/VSE or if necessary, recompile the program using the correct level of C compiler.

**Module:** DFHPCP

---

**APCK**

**Explanation:** A request for a C program could not be honored; execution of C programs has been disabled either because CICS/VSE was unable to load the required C support module EDCCICS, or because C initialization failed. This abend may be accompanied by message DFH0410.

**System Action:** The transaction is terminated abnormally and the program is disabled.

**User Response:** Refer to the explanation for message DFH0410, and in particular, check that C/370 has been initialized correctly.

**Module:** DFHPCP

---

**APCM**

**Explanation:** The TYPE parameter of a DFHPC macro invocation could not be recognized.

**System Action:** The macro expands as an abend request, with APCM as the abend code. A CICS/VSE transaction dump is provided.

**User Response:** Correct the TYPE parameter and reassemble, or change the assembled code to give the intended request code.

**Module:** DFHPC (macro)

---

**APCN**

**Explanation:** The resident control counter (PPTRCC) has gone negative.

**System Action:** The transaction is abnormally terminated with a CICS/VSE transaction dump. The name of the program whose counter has gone negative can be found in the abend dump at TCAPCPI.

**User Response:** Determine why more deletes were issued for a program than loads or why the counter was decremented prematurely.

**Module:** DFHPCP

---

**APCO**

**Explanation:** A program or map exceeds the maximum permitted size. See *CICS Application Programming Reference* for more information.

**System Action:** CICS/VSE terminates the task abnormally.

**User Response:** Ensure that all your CICS/VSE application programs conform to the size restriction.

**Module:** DFHPCP

---

**APCP**

**Explanation:** An abnormal completion of an I/O event has been detected while attempting to load a program.

**System Action:** The transaction is abnormally terminated with a CICS/VSE transaction dump.

**User Response:** If only one program cannot be loaded,

re-link-edit the module and use the master terminal new copy function.

**Note:** If you are a CICS/VSE user at level 2.1.0 or later, you may get this ABEND if you catalog a new version of a program while CICS/VSE is running (the PPT entry is disabled). If this happens, use the master terminal NEWCOPY function to activate the new version of the program.

**Module:** DFHPCP

---

**APCR**

**Explanation:** An invalid request has been presented to program control.

**System Action:** The transaction issuing the invalid request is abnormally terminated with a CICS/VSE transaction dump. The invalid request appears in the dump in the low-order two bytes of field TCAPCLA.

**User Response:** Correct the module issuing the invalid request.

**Module:** DFHPCP

---

**APCS**

**Explanation:** An attempt to run the program failed because CICS was unable to make a successful connection with LE for VSE/ESA to determine the run-time characteristics of the program. This abend is accompanied by message DFH1568 which gives the reason code set by LE for VSE/ESA indicating the nature of the error.

**System Action:** The transaction is abnormally terminated and the program is disabled.

**User Response:** Refer to the LE for VSE/ESA *Debugging and Runtime Messages Guide* for the meaning of the reason code, and take whatever action is necessary to correct the error.

**Module:** DFHLIP

---

**APCT**

**Explanation:** A requested module cannot be located in the PPT, or the entry is disabled, or the module has zero length.

If this abend occurs for a program that has previously been loaded successfully by CICS, VSE has probably responded with a nonzero return code to a program load request.

Common return codes (in field TCAPCTR) are:

- 4 – Phase not found (probably caused by deletion of the program from a VSE library for which immediate space reclamation is in effect)
- 8 – Unrecoverable I/O error (this will be accompanied by a console message from VSE)
- 24 – Inconsistent user directory state (usually caused by cataloging a new copy of the program when there is insufficient system GETVIS space, or cataloging a new copy of a program into a library for which immediate space reclamation is in effect. CICS/VSE will not use a new copy of a program without a positive action by the user in the form of a NEWCOPY command or program enable request).

**System Action:** The transaction requiring the program is abnormally terminated with a CICS/VSE transaction dump. The name of the program can be found at TCAPCPI+12.

**User Response:** Put the required entry in the PPT at the next warm or cold start of CICS/VSE or determine why the PPT entry is disabled, or why the module has zero length.

**Note:** CICS/VSE disables the PPT entry for a module not found in the program library.

**Module:** DFHPCP

---

#### APCW

**Explanation:** The program language is defined as COBOL but the level of the compiler under which it was originally compiled cannot be determined. Most probably, the program was compiled under a COBOL for VSE/ESA compiler but the required level of support for that compiler is not present in the system.

**System Action:** The transaction is abnormally terminated and the PPT entry is disabled.

**User Response:** Check that LE for VSE/ESA support is present in the system.

**Module:** DFHPCP

---

#### APCX

**Explanation:** A CICS/VSE macro request has been issued from an assembler language or COBOL2 application program being executed in 31-bit addressing mode.

**System Action:** The transaction is abnormally terminated with a CICS/VSE transaction dump.

**User Response:** Execute the application program in 24-bit addressing mode, or remove the macro request.

**Module:** DFHPCP

---

#### APCZ

**Explanation:** CICS/VSE was unable to load the requested program due to an error detected by the operating system. The return code passed by the operating system is unexpected.

**System Action:** The transaction is abnormally terminated with a CICS/VSE transaction dump and the PPT entry is disabled.

**User Response:** Examine the field PPTLDRC (+X'2A') in the PPT entry for the program to find the return code presented by the operating systems LOAD service routine.

See Part 4 of the *CICS Problem Determination Guide* for guidance on how to get more help with this problem.

**Module:** DFHPCP

---

#### APC1

**Explanation:** A request by a COBOL program for working storage exceeding 64KB has been detected.

**System Action:** The transaction is abnormally terminated with a CICS/VSE transaction dump, and the processing program table (PPT) entry is disabled.

**User Response:** Change the application program to reduce the working storage requirement. Perform a CEMT NEWCOPY command and enable the program when it has been corrected.

**Module:** DFHPCP

---

#### APC2

**Explanation:** An invalid branch has been attempted by a LE for VSE/ESA user program following an abend condition with an active handle label abend. Usually an Out-Of-Block GOTO results, implying that the program tried to branch to, for example, an inactive block. This abend is accompanied by message DFH1568 which gives the reason code set by LE for VSE/ESA indicating the nature of the error.

**System Action:** The transaction is abnormally terminated and the program is disabled.

**User Response:** Refer to the LE for VSE/ESA *Programming Guide* for the meaning of the reason code, and amend the

program to avoid the GOTO in error.

**Module:** DFHPCP

---

#### APC5

**Explanation:** CICS/VSE was unable to load the requested program due to an error detected by the operating system. The return code passed by the operating system is 12 which means that an invalid library or sublibrary structure was detected during the processing of the request.

**System Action:** The transaction is abnormally terminated with a CICS/VSE transaction dump and the PPT entry is disabled.

**User Response:** If this error is detected during CICS/VSE initialization, it is probably caused by an error in the DLBL for a library, or in the definition of the library search chain. In this case, CICS/VSE should be terminated and restarted with the correct control statements.

If this error occurs after CICS/VSE has been active for some time, it is probable that a library has become corrupted. Call your operations or system support personnel for immediate assistance. The library in error will probably require to be recreated.

If the library is shared with other processors, the return code of 12 from the VSE LOAD macro may be issued when the library resides in VSAM-managed space and it has been extended on another processor. You should check on the console of all processors sharing the library for VSE message L274E and take the action specified in that message.

**Module:** DFHPCP

---

#### APC6

**Explanation:** CICS/VSE was unable to load the requested program due to an error detected by the operating system. The return code passed by the operating system is 16, which means that an invalid address range was detected. This can be caused by a local directory entry outside the partition boundary, or a program which is too large to fit in the partition. Either case should not occur and indicates a serious error in the CICS/VSE partition.

**System Action:** The transaction is abnormally terminated with a CICS/VSE transaction dump and the PPT entry is disabled.

**User Response:** Call your systems or operations support for assistance. Systems support should take a dump of CICS/VSE to determine the cause of the error.

**Module:** DFHPCP

---

#### APC7

**Explanation:** CICS/VSE was unable to load the requested program due to an error detected by the operating system. The return code passed by the operating system is 20, which means that a security violation has been detected. This occurs when CICS/VSE attempts to access a secure library, and the CICS/VSE job does not have the necessary access authorization.

**System Action:** The transaction is abnormally terminated with a CICS/VSE transaction dump and the PPT entry is disabled.

**User Response:** Restart CICS/VSE with the correct security authorization.

**Module:** DFHPCP



---

**APC8**

**Explanation:** CICS/VSE was unable to load the requested program due to an error detected by the operating system. The return code passed by the operating system is 24, which means that an inconsistent directory state has been detected.

Inconsistent directory state occurs when there is insufficient system GETVIS space to hold a copy of the user directory entry, and a new version of the program has been cataloged.

This condition will not be detected by either CICS/VSE or the operating system if the new copy of the program is identical to the copy that it replaces in terms of length of phase, relocation state, difference between transfer address and load point, and difference between the load point and the partition start address. In this case, the new copy of the program will be used even if the CEMT NEWCOPY function is not invoked. This condition can be avoided only by making the system GETVIS area large enough to hold a copy of the directory entry for every program in the CICS/VSE program processing table (PPT).

**System Action:** The transaction is abnormally terminated with a CICS/VSE transaction dump and the PPT entry is disabled.

**User Response:** Instruct CICS/VSE to use the new copy of the program by invoking the CEMT NEWCOPY function. To avoid the problem in future, ensure that the system GETVIS area is adequate as explained above.

**Module:** DFHPCP

---

**APC9**

**Explanation:** CICS/VSE was unable to load the requested program due to an error detected by the operating system. The return code passed by the operating system is 28, which means that the partition is too small to contain the requested program. This condition should not occur and indicates an internal logic error within CICS/VSE.

**System Action:** The transaction is abnormally terminated with a CICS/VSE transaction dump and the PPT entry is disabled.

**User Response:** See Part 4 of the *CICS Problem Determination Guide* for guidance on how to get more help with this problem.

**Module:** DFHPCP

---

**APDA**

**Explanation:** An attempt has been made to execute a program in 31-bit addressing mode. However, the level of compiler used to compile the program produces output that is executable in 24-bit addressing mode only.

**System Action:** The transaction is abnormally terminated with a CICS/VSE transaction dump and the PPT entry is disabled.

**User Response:** Ensure that the program is link-edited using the AMODE(24) option.

**Module:** DFHPCP

---

**APDB**

**Explanation:** An application program has used the LE for VSE/ESA runtime HEAP or STACK options to request the allocation of more than 65504 bytes of storage BELOW the 16M line in storage that is accessible to 24-bit addressing. CICS cannot allocate more than this amount of storage below the 16M line.

**System Action:** The transaction is abnormally terminated and the program is disabled.

**User Response:** Amend the HEAP or STACK request to specify a smaller initial storage size. Alternatively, consider rewriting the application to make greater use of 31-bit addressable storage and redefine the HEAP or STACK request to use the ANYWHERE option.

**Module:** DFHLIP

---

**APLx**

**Explanation:** Abend codes with "PL" as the middle two characters are issued by PL/I. They are described in the *DOS/VS PL/I Optimizing Compiler: Programmer's Guide*

---

**APP1**

**Explanation:** The DFHIC TYPE=GET response code was not a normal response.

**System Action:** The transaction is abnormally terminated with a CICS/VSE transaction dump.

**User Response:** Analyze the dump. The response code is in the low-order byte of register 0.

**Module:** DFHP3270

---

**APP2**

**Explanation:** Data length of DFHIC TYPE=GET is five or less.

**System Action:** The transaction is abnormally terminated with a CICS/VSE transaction dump.

**User Response:** Check the user DFHTEP. If it is not at fault, submit an APAR.

**Module:** DFHP3270

---

**APP3**

**Explanation:** An attempt to request data has been sent to a nonprinter or unsupported device type by either:

- A terminal operator entering CSPP as a transaction code, or
- A transaction issuing a DFHTEP request.

**System Action:** The transaction is abnormally terminated. A CICS/VSE transaction dump is not provided.

**User Response:**

1. Ensure the terminal operator ceases to use CSPP as a transaction code, or
2. Correct user DFHTEP program.

**Module:** DFHP3270

---

**APR1**

**Explanation:** An abnormal DFHIC TYPE=PUT response code was received during print key processing.

**System Action:** The transaction is abnormally terminated with a CICS/VSE transaction dump. The keyboard of the terminal on which the print key was depressed remains locked to indicate the failure of the operation.

**User Response:** Analyze the dump. The response code is in low-order byte of register 0.

**Module:** DFHPRK

---

**APSA**

**Explanation:** Unrecoverable error on the POWER interface. APSA is produced for certain logic errors when register 0 contains the first word of the reply buffer, register 1 contains the current return code, and register F contains a code defined as follows:

X'01' Invalid request type  
 X'02' Order response to start command failed  
 X'03' Unexpected order response  
 X'04' Unexpected setup processed response  
 X'05' Unable to open report.  
**System Action:** The transaction is abnormally terminated with a CICS/VSE transaction dump.  
**User Response:** Notify your system programmer.  
**Module:** DFHPSPIO

---

**APSB**

**Explanation:** Error flagged by DFHEMS00. An attempt has been made to use CEOS/CEMS on an unsupported terminal.  
**System Action:** The transaction is abnormally terminated with a CICS/VSE transaction dump.  
**User Response:** Use a display terminal that is supported by CEOS/CEMS.  
**Module:** DFHEMS00

---

**APSC**

**Explanation:** Error flagged by DFHEMS00. An attempt has been made to use CEMS/CEOS on a display terminal of size less than 24x80.  
**System Action:** The transaction is abnormally terminated with a CICS/VSE transaction dump.  
**User Response:** Use a display terminal that is supported by CEOS/CEMS.  
**Module:** DFHEMS00

---

**APSD**

**Explanation:** Error flagged by DFHEMSR1. Startbrowse failed when building a list using CEMS.  
**System Action:** The transaction is abnormally terminated with a CICS/VSE transaction dump.  
**User Response:**  
 1. Retry transaction.  
 2. Notify your system programmer.  
**Module:** DFHEMSR1

---

**APSE**

**Explanation:** Error flagged by DFHEMSP1. Startbrowse failed when building a list using CEMS.  
**System Action:** The transaction is abnormally terminated with a CICS/VSE transaction dump.  
**User Response:**  
 1. Retry transaction  
 2. Notify your system programmer.  
**Module:** DFHEMSP1

---

**APSF**

**Explanation:** Error flagged by DFHEMSJ1. Startbrowse failed when building a list using CEMS.  
**System Action:** The transaction is abnormally terminated with a CICS/VSE transaction dump.  
**User Response:**  
 1. Retry transaction  
 2. Notify your system programmer.  
**Module:** DFHEMSJ1

---

**APSG**

**Explanation:** Error flagged by DFHPSPFX. A printer buffer address, exceeding the maximum allowed, was encountered when converting a 3270 data stream.  
**System Action:** The transaction is abnormally terminated with a CICS/VSE transaction dump.  
**User Response:** Notify your system programmer.  
**Module:** DFHPSPFX

---

**APSH**

**Explanation:** Unable to close a report during backout processing.  
**System Action:** The transaction is abnormally terminated with a CICS/VSE transaction dump.  
**User Response:** Notify your system programmer.  
**Module:** DFHPSBP

---

**APSI**

**Explanation:** Unable to initialize spooler.  
**System Action:** CICS/VSE terminates the transaction abnormally.  
**User Response:** Notify your system programmer. See Part 4 of the *CICS Problem Determination Guide* for guidance on how to get more help with this problem.  
**Module:** DFHCXPA

---

**APSJ**

**Explanation:** The abending transaction invoked the system spooler initialization program (DFHPSIP) illegally, that is from a program other than the CICS/VSE module, DFHSIJ1.  
**System Action:** CICS/VSE terminates the transaction abnormally.  
**User Response:** Remove any calls or links to DFHPSIP from your application programs. If you can find no invocation of DFHPSIP in your application, keep the dump (rerun the transaction if necessary). See Part 4 of the *CICS Problem Determination Guide* for guidance on how to get more help with this problem.  
**Module:** DFHPSIP

---

**APSK**

**Explanation:** DFHPSOP is abending after an error response from a DFHPS TYPE=TRANSFER macro.  
**System Action:** The transaction is abnormally terminated with a CICS/VSE transaction dump.  
**User Response:** Notify your system programmer.  
**Module:** DFHPSOP

---

**APSL**

**Explanation:** DFHPSOP is abending after an error response from a DFHPS TYPE=PRINTER,PRACTN=CONFIRM Macro.  
**System Action:** The transaction is abnormally terminated with a CICS/VSE transaction dump.  
**User Response:** Notify your system programmer.  
**Module:** DFHPSOP

---

**APSM**

**Explanation:** DFHPSOP is abending in compliance with instructions from the NACP or TACP, after a terminal error, and the terminal is being set out of service.  
**System Action:** The transaction is abnormally terminated with a CICS/VSE transaction dump.

## APSN • APS5

**User Response:** Notify your system programmer.  
**Module:** DFHPSOP

---

### APSN

**Explanation:** DFHPSOP is abending in compliance with instructions from the NACP or TACP, after a terminal error. The terminal will be left in service.

**System Action:** The transaction is abnormally terminated with a CICS/VSE transaction dump.

**User Response:** Notify your system programmer.  
**Module:** DFHPSOP

---

### APSO

**Explanation:** DFHPSOP is abending after an error response from a DFHPS TYPE=OPEN,OPTION=GENIN macro.

**System Action:** The transaction is abnormally terminated with a CICS/VSE transaction dump.

**User Response:** Notify your system programmer.  
**Module:** DFHPSOP

---

### APSP

**Explanation:** DFHPSOP failed at initiation because it could not locate DFHPSWPS from the TCTTE (addressed by TCTTEQAP).

**System Action:** The transaction is abnormally terminated with a CICS/VSE transaction dump.

**User Response:** Notify your system programmer.  
**Module:** DFHPSOP

---

### APSQ

**Explanation:** The device on which CEPW has been started is not supported by DFHPSOP.

**System Action:** The transaction is abnormally terminated with a CICS/VSE transaction dump.

**User Response:** The device on which CEPW was started has one of the characteristics listed below. Fix and retry.

1. It is not a terminal
2. It is a terminal but without the forms-feed feature
3. It is a terminal but without the 3288 Textprint feature.

**Module:** DFHPSOP

---

### APSR

**Explanation:** DFHPSOP is abending after an error response from a DFHPS TYPE=PRINTER,PRACTN=SETUP macro.

**System Action:** The transaction is abnormally terminated with a CICS/VSE transaction dump.

**User Response:** Notify your system programmer.  
**Module:** DFHPSOP

---

### APSS

**Explanation:** DFHPSOP is abending after an error response from a DFHPS TYPE=PRINTER,PRACTN=SETUPCOM macro.

**System Action:** The transaction is abnormally terminated with a CICS/VSE transaction dump.

**User Response:** Notify your system programmer.  
**Module:** DFHPSOP

---

### APST

**Explanation:** A task issued a base SPOOL command without the mandatory NOHANDLE operand.

**System Action:** CICS/VSE terminates the task abnormally with a dump.

**User Response:** Correct the syntax of the command, specifying NOHANDLE.

**Module:** DFHEPS

---

### APSO

**Explanation:** DFHPSOP is abending because the defined printer buffer size in the TCTTE is too small to allow the transaction to run.

**System Action:** The transaction is abnormally terminated with a CICS/VSE transaction dump.

**User Response:** Notify your system programmer.  
**Module:** DFHPSOP

---

### APSI

**Explanation:** DFHPSOP is abending after an unrecognizable response from a PRINTER SETUP request.

**System Action:** The transaction is abnormally terminated with a CICS/VSE transaction dump.

**User Response:** Notify your system programmer.  
**Module:** DFHPSOP

---

### APS2

**Explanation:** The writer task is abending after DFHPSOMH was asked to send an unknown message.

**System Action:** The transaction is abnormally terminated with a CICS/VSE transaction dump.

**User Response:** Notify your system programmer.  
**Module:** DFHPSOMH

---

### APS3

**Explanation:** DFHPSOP is abending after an error response from a DFHPS TYPE=CLOSE,OPTION=GENIN macro.

**System Action:** The transaction is abnormally terminated with a CICS/VSE transaction dump.

**User Response:** Notify your system programmer.  
**Module:** DFHPSOP

---

### APS4

**Explanation:** DFHPSOP is abending after an error response from a DFHPS TYPE=READ macro.

**System Action:** The transaction is abnormally terminated with a CICS/VSE transaction dump.

**User Response:** Notify your system programmer.  
**Module:** DFHPSOP

---

### APS5

**Explanation:** DFHPSOP is abending after being unable to read a record when it had previously enlarged its INPUT buffer.

**System Action:** The transaction is abnormally terminated with a CICS/VSE transaction dump.

**User Response:** Notify your system programmer.  
**Module:** DFHPSOP

---

---

**APS6**

**Explanation:** DFHPSOP is abending after an error response from a DFHPS TYPE=PRINTER,PRACTN=DISCON macro.

**System Action:** The transaction is abnormally terminated with a CICS/VSE transaction dump.

**User Response:** Notify your system programmer.

**Module:** DFHPSOP

---

**APS7**

**Explanation:** DFHPSOP is abending after an error (other than NOSPACE or QIDERR) when writing to an audit trail (CSPA or CSPW).

**System Action:** The transaction is abnormally terminated with a CICS/VSE transaction dump.

**User Response:** Determine the reason why the write to an audit trail failed and correct.

**Module:** DFHPSOMH

---

**APS8**

**Explanation:** Error flagged by DFHEMS00. An attempt has been made to XCTL or LINK to DFHEMSP (that is, EIBTRNID is not CEOS or CEMS).

**System Action:** The transaction is abnormally terminated with a CICS/VSE transaction dump.

**User Response:** Correct the program attempting to XCTL or LINK to DFHEMSP so that it uses EXEC CICS START command instead.

**Module:** DFHEMS00

---

**APS9**

**Explanation:** DFHPSOP reserves a stack for its subordinate modules to use as automatic storage. DFHPSOP will abend with this abend code if any subordinate module exceeds the size of this storage.

**System Action:** The transaction is abnormally terminated with a CICS/VSE transaction dump.

**User Response:** Notify your system programmer.

**Module:** DFHPSOP

---

**APTA**

**Explanation:** Error flagged by DFHEMSR4. An attempt has been made to write to the audit trail CSPA which failed for a reason other than NOSPACE or QIDERR.

**System Action:** The transaction is abnormally terminated with a CICS/VSE transaction dump.

**User Response:** Determine the reason why the write to an audit trail failed and correct.

**Module:** DFHEMSR4

---

**APTB**

**Explanation:** Error flagged by DFHEMSP4. An attempt has been made to write to the audit trail CSPA which failed for a reason other than NOSPACE or QIDERR.

**System Action:** The transaction is abnormally terminated with a CICS/VSE transaction dump.

**User Response:** Determine the reason why the write to an audit trail failed and correct.

**Module:** DFHEMSP4

---

**APTC**

**Explanation:** Error flagged by DFHEMSJ4. An attempt has been made to write to the audit trail CSPA which failed for a reason other than NOSPACE or QIDERR.

**System Action:** The transaction is abnormally terminated with a CICS/VSE transaction dump.

**User Response:** Determine the reason why the write to an audit trail failed and correct.

**Module:** DFHEMSJ4

---

**APTD**

**Explanation:** DFHPSOP is abending after an error response while retrying a DFHPS TYPE=READ macro.

**System Action:** The transaction is abnormally terminated with a CICS/VSE transaction dump.

**User Response:** Notify your system programmer.

**Module:** DFHPSOP

---

**APTE**

**Explanation:** CICS/VSE has attempted to call a nonexistent subroutine in DFHPSOPR.

**System Action:** Transaction CEPW is abnormally terminated with a CICS/VSE transaction dump.

**User Response:** This abend is caused by a CICS/VSE logic error. See Part 4 of the *CICS Problem Determination Guide* for guidance on how to get more help with this problem.

**Module:** DFHPSOP, DFHPSOPR

---

**APTF**

**Explanation:** DFHPSOP is abending after an error response from a DFHPS TYPE=ORDWAIT macro while the RCF printer sharing facility is enabled.

**System Action:** Transaction CEPW is abnormally terminated with a CICS/VSE transaction dump.

**User Response:** This abend is caused by a CICS/VSE logic error. See Part 4 of the *CICS Problem Determination Guide* for guidance on how to get more help with this problem.

**Module:** DFHPSOP

---

**APTG**

**Explanation:** CICS/VSE has attempted to issue a call to print related subroutines without a principal facility(printer).

**System Action:** Transaction CEPW is abnormally terminated with a CICS/VSE transaction dump.

**User Response:** This abend is caused by a CICS/VSE logic error. See Part 4 of the *CICS Problem Determination Guide* for guidance on how to get more help with this problem.

**Module:** DFHPSOP, DFHPSOPR

---

**APTH**

**Explanation:** DFHPSOP is abending after an error response from a DFHPS TYPE=START macro while the RCF printer sharing facility is enabled.

**System Action:** Transaction CEPW is abnormally terminated with a CICS/VSE transaction dump.

**User Response:** This abend is caused by a CICS/VSE logic error. See Part 4 of the *CICS Problem Determination Guide* for guidance on how to get more help with this problem.

**Module:** DFHPSOP

---



---

**APUA**

**Explanation:** Internal error when module DFHPUP is invoked. GETSTG parameter missing on call to DFHPUP (PUPF).

**System Action:**

1. CICS/VSE environment: The CEDA transaction is abnormally terminated with a CICS/VSE transaction dump.
2. Batch environment: Processing is abnormally terminated with an operating system dump.

**User Response:** See Part 4 of the *CICS Problem Determination Guide* for guidance on how to get more help with this problem.

**Module:** DFHPUP

---

**APUB**

**Explanation:** Internal error when module DFHPUP is invoked. GETSTG parameter missing on call to DFHPUP (PUPU).

**System Action:**

1. CICS/VSE environment: The CEDA transaction is abnormally terminated with a CICS/VSE transaction dump.
2. Batch environment: Processing is abnormally terminated with an operating system dump.

**User Response:** See Part 4 of the *CICS Problem Determination Guide* for guidance on how to get more help with this problem.

**Module:** DFHPUP

---

**APUC**

**Explanation:** Internal error when module DFHPUP is invoked. Invalid function code for domain call to DFHPUP.

**System Action:**

1. CICS/VSE environment: The CEDA transaction is abnormally terminated with a CICS/VSE transaction dump.
2. Batch environment: Processing is abnormally terminated with an operating system dump.

**User Response:** See Part 4 of the *CICS Problem Determination Guide* for guidance on how to get more help with this problem.

**Module:** DFHPUP

---

**APUD**

**Explanation:** Unable to locate RDO language definition table (DFHEITSP) in the library.

**System Action:**

1. CICS/VSE environment: The CEDA transaction is abnormally terminated with a CICS/VSE transaction dump.
2. Batch environment: Processing is abnormally terminated with an operating system dump.

**User Response:** Ensure that module DFHEITSP is in the library and is valid for this release of CICS/VSE.

**Module:** DFHPUP

---

**APUE**

**Explanation:** Unable to load RDO language definition table (DFHEITSP) because of a lack of available storage.

**System Action:** Processing is abnormally terminated with an operating system dump.

**User Response:** Allocate more storage and resubmit the offline COPY or APPEND command(s) that failed.

---

**Module:** DFHPUP (Batch environment)

---

**APUF**

**Explanation:** The RDO language definition table is invalid or missing from the library.

**System Action:**

1. CICS/VSE environment: The CEDA transaction is abnormally terminated with a CICS/VSE transaction dump.
2. Batch environment: Processing is abnormally terminated with an operating system dump.

**User Response:** Ensure that module DFHEITSP is in the library and is valid for this release of CICS/VSE.

**Module:** DFHPUP

---

**APUG**

**Explanation:** Internal error in module DFHPUP. Storage not obtained for CSD record buffer.

**System Action:**

1. CICS/VSE environment: The CEDA transaction is abnormally terminated with a CICS/VSE transaction dump.
2. Batch environment: Processing is abnormally terminated with an operating system dump.

**User Response:** See Part 4 of the *CICS Problem Determination Guide* for guidance on how to get more help with this problem.

**Module:** DFHPUP

---

**APUH**

**Explanation:** Internal error in module DFHPUP. Storage not obtained for argument list.

**System Action:**

1. CICS/VSE environment: The CEDA transaction is abnormally terminated with a CICS/VSE transaction dump.
2. Batch environment: Processing is abnormally terminated with an operating system dump.

**User Response:** See Part 4 of the *CICS Problem Determination Guide* for guidance on how to get more help with this problem.

**Module:** DFHPUP

---

**APUI**

**Explanation:** Internal error in module DFHPUP. Unable to free storage for argument list.

**System Action:**

1. CICS/VSE environment: The CEDA transaction is abnormally terminated with a CICS/VSE transaction dump.
2. Batch environment: Processing is abnormally terminated with an operating system dump.

**User Response:** See Part 4 of the *CICS Problem Determination Guide* for guidance on how to get more help with this problem.

**Module:** DFHPUP

---

**APUJ**

**Explanation:** Internal error in module DFHPUP. Unable to free storage for CSD record buffer.

**System Action:**

1. CICS/VSE environment: The CEDA transaction is abnormally terminated with a CICS/VSE transaction dump.
-

2. Batch environment: Processing is abnormally terminated with an operating system dump.

**User Response:** See Part 4 of the *CICS Problem Determination Guide* for guidance on how to get more help with this problem.

**Module:** DFHPUP

#### APUK

**Explanation:**

1. CICS/VSE environment: Unable to obtain storage for buffer to contain logged RDO commands in the CEDA transaction.
2. Batch environment: Unable to obtain storage for buffer to contain back-translated resource definitions from the CSD.

**System Action:**

1. CICS/VSE environment: The CEDA transaction is abnormally terminated with a CICS/VSE transaction dump.
2. Batch environment: Processing is abnormally terminated with an operating system dump.

**User Response:** See Part 4 of the *CICS Problem Determination Guide* for guidance on how to get more help with this problem.

**Module:** DFHPUP

#### APUL

**Explanation:** This explanation applies to the four transaction abend codes, APUL-O.

CICS/VSE cannot find a match for a function code in the language definition table, because the parameterized resource definition contains an unrecognized resource type code.

The abend code issued depends on the DFHPUP operation that was invoked before the error occurred:

Abend	DFHPUP operation
APUL	FLATTEN
APUM	TRANCASE
APUN	COMPARE
APUO	BACKTRANS

The cause of the abend is either:

1. A language definition table (DFHEITSP or DFHEITCU) in the library is invalid for the CICS/VSE release you are running, **or**
2. A CICS/VSE logic error has occurred.

**System Action:**

- CICS/VSE environment: The CEDA transaction is abnormally terminated with a CICS/VSE transaction dump.
- Batch environment: Processing is abnormally terminated with an operating system dump.

**User Response:** Your response depends on which of the two possible reasons apply (see Explanation).

1. Ensure that the DFHEITSP and DFHEITCU modules in the library are valid for this release of CICS/VSE.
2. See Part 4 of the *CICS Problem Determination Guide* for guidance on how to get more help with this problem.

**Module:** DFHPUP

#### APUM

**Explanation:** See APUL.

#### APUN

**Explanation:** See APUL.

#### APUO

**Explanation:** See APUL.

#### APUP

**Explanation:** Internal error in DFHPUP processing language definition table for RDO. (Stack error building keyword list for syntax tree.)

**System Action:**

1. CICS/VSE environment: The CEDA transaction is abnormally terminated with a CICS/VSE transaction dump.
2. Batch environment: Processing is abnormally terminated with an operating system dump.

**User Response:** See Part 4 of the *CICS Problem Determination Guide* for guidance on how to get more help with this problem.

**Module:** DFHPUP

#### APUQ

**Explanation:** Internal error in DFHPUP processing language definition table for RDO (too many keywords found in syntax expansion).

**System Action:**

1. CICS/VSE environment: The CEDA transaction is abnormally terminated with a CICS/VSE transaction dump.
2. Batch environment: Processing is abnormally terminated with an operating system dump.

**User Response:** See Part 4 of the *CICS Problem Determination Guide* for guidance on how to get more help with this problem.

**Module:** DFHPUP

#### APUR

**Explanation:** Internal error in DFHPUP processing an argument list or CSD record buffer. (Data type for keyword field conflicts with data type specified in language definition table.)

**System Action:**

1. CICS/VSE environment: The CEDA transaction is abnormally terminated with a CICS/VSE transaction dump.
2. Batch environment: Processing is abnormally terminated with an operating system dump.

**User Response:**

1. Ensure that the module DFHEITSP is in the library and is valid for this release of CICS/VSE.
2. See Part 4 of the *CICS Problem Determination Guide* for guidance on how to get more help with this problem.

**Module:** DFHPUP

#### APUS

**Explanation:** Internal error in DFHPUP processing a CSD record buffer. (Integer data length for keyword field is invalid.)

**System Action:**

## APUT • ARHO

1. CICS/VSE environment: The CEDA transaction is abnormally terminated with a CICS/VSE transaction dump.
2. Batch environment: Processing is abnormally terminated with an operating system dump.

### User Response:

1. Ensure that the module DFHEITSP is in the library and is valid for this release of CICS/VSE.
2. See Part 4 of the *CICS Problem Determination Guide* for guidance on how to get more help with this problem.

**Module:** DFHPUP

---

### APUT

**Explanation:** Internal error in DFHPUP processing an argument list or CSD record buffer. (The keyword existence bit number, which is the KEP(1) value in the language definition table DFHEITSP, is not valid.)

### System Action:

1. CICS/VSE environment: The CEDA transaction is abnormally terminated with a CICS/VSE transaction dump.
2. Batch environment: Processing is abnormally terminated with an operating system dump.

### User Response:

1. Ensure that the module DFHEITSP is in the library and is valid for this release of CICS/VSE.
2. See Part 4 of the *CICS Problem Determination Guide* for guidance on how to get more help with this problem.

**Module:** DFHPUP

---

### APUZ

**Explanation:** CICS/VSE has found an unrecognized resource type code in a CSD record. The unrecognized code does not match any of the function codes in the language definition table. This abend can occur for one of the following reasons:

1. You are using a CICS/VSE release that does not support a type of definition that was created on the CSD file by a later CICS/VSE release.
2. The language definition table (DFHEITSP or DFHEITCU) is invalid for this CICS/VSE release.
3. The CSD manager (DFHDMP) has passed an invalid CSD record buffer to DFHPUP. This is an internal CICS/VSE logic error.

### System Action:

CICS/VSE environment: The CEDA transaction is abnormally terminated with a CICS/VSE transaction dump.

Batch environment: Processing is abnormally terminated with an operating system dump.

**User Response:** Determine which of the possible reasons in the Explanation caused the error. If you can eliminate reasons 1 and 2, you can assume that reason 3 applies.

Take the action below corresponding to the reason you have established.

1. Avoid operations on groups containing definition-types that are unsupported by the CICS/VSE release you are running.
2. Ensure that the library contains versions of DFHEITSP and DFHEITCU that are valid for the CICS/VSE release you are running.
3. See Part 4 of the *CICS Problem Determination Guide* for guidance on how to get more help with this problem.

**Module:** DFHPUP

---

### AQ11

**Explanation:** Either an I/O error has occurred while trying to read the restart data set or no DLI records were found on the restart data set when they were expected.

**System Action:** Message DFH2006 is issued and the startup task CSSY is abnormally terminated with a CICS/VSE transaction dump.

**User Response:** See the associated messages and dumps for further guidance. See Part 4 of the *CICS Problem Determination Guide* for guidance on how to get more help with this problem.

**Module:** DFHDLBP

---

### ARCA

**Explanation:** The CICS/VSE recovery control restart task could not complete because a necessary step failed. The task has done some essential recovery operations and abended itself with code ARCA.

**System Action:** CICS/VSE writes a transaction dump for the recovery control restart task. CICS/VSE then terminates abnormally with a formatted dump.

CICS/VSE sends two messages to the console, one to identify the error detected by the recovery control restart task, and one, DFH2811, to say that the task has failed. Depending on the nature of the original error, you may see messages from some other system component (for example, an access method).

**User Response:** Use the messages and dumps to find out the cause of the failure. See Part 4 of the *CICS Problem Determination Guide* for guidance on how to get more help with this problem.

**Module:** DFHRCP

---

### ARCB

**Explanation:** CICS/VSE cannot enable a transaction backout exit program, either because the program cannot be found or because the user exit interface has not been initialized (you have specified EXITS=NO in your SIT, or as a system initialization override).

**System Action:** CICS/VSE terminates the recovery control restart task with a transaction dump, and issues a message notifying this to the console. CICS/VSE then terminates abnormally with a formatted dump.

**User Response:** If necessary, use the dumps to find the name of the exit program and why it cannot be enabled. To correct the problem, you must make the exit program available in the CICS/VSE program library, and specify EXITS=YES in the SIT or as a system initialization override.

**Module:** DFHRCEX

---

### ARHO

**Explanation:** The application program has set an RPG II H0 halt indicator.

**System Action:** CICS/VSE terminates the task abnormally.

**User Response:** If you obtain a transaction dump, register 15 contains 'H0' in the two high-order bytes, and the hexadecimal RPG error code in the low-order byte. For the meaning of the error code, see the H0 analysis table in the *DOS RPG II Language Manual*.

**Module:** DFHEIP

---

---

**ARLI**

**Explanation:** Transaction CSLG was entered to CICS/VSE but was not internally initiated by a task attach.

**System Action:** The transaction is abnormally terminated with a CICS/VSE transaction dump.

**User Response:** Do not reenter the CSLG transaction identification.

**Module:** DFHZRLG

---

**ARTA**

**Explanation:** The task does not own a terminal as its principal facility.

**System Action:** The task is abnormally terminated with a CICS/VSE transaction dump.

**User Response:** Ensure that DFHRTE has not been specified as the program for a task other than CRTE. Ensure that CRTE has not been initiated by means other than terminal input.

**Module:** DFHRTE

---

**ARTB**

**Explanation:** There is no input TIOA or the data length is zero.

**System Action:** The task is abnormally terminated with a CICS/VSE transaction dump.

**User Response:** Ensure that DFHRTE has not been specified as the program for a task other than CRTE. Ensure that CRTE has not been initiated by means other than terminal input.

**Module:** DFHRTE

---

**ARTC**

**Explanation:** The link to the required system is not usable for an unknown reason.

**System Action:** The task is abnormally terminated with a CICS/VSE transaction dump.

**User Response:** See Part 4 of the *CICS Problem Determination Guide* for guidance on how to get more help with this problem.

**Module:** DFHRTE

---

**ARTD**

**Explanation:** Internal logic error.

**System Action:** The task is abnormally terminated with a CICS/VSE transaction dump.

**User Response:** See Part 4 of the *CICS Problem Determination Guide* for guidance on how to get more help with this problem.

**Module:** DFHRTE

---

**ARTE**

**Explanation:** An error was encountered when attempting to read from or write to temporary storage.

**System Action:** The task is abnormally terminated with a CICS/VSE transaction dump.

**User Response:** Determine the cause of the temporary storage problem and correct it.

**Module:** DFHRTE

---

**ARTF**

**Explanation:** An attempt has been made to use the routing transaction (CRTE) from a terminal that has a permanent transaction code set.

**System Action:** The task is abnormally terminated with a CICS/VSE transaction dump.

**User Response:** Notify your system programmer.

**Module:** DFHRTE

---

**ARTG**

**Explanation:** CICS/VSE could not find the profile specified for a transaction being routed.

**System Action:** CICS/VSE terminates the task abnormally with a dump.

**User Response:** Check your transaction and profile definitions.

**Module:** DFHRTE

---

**ASCF**

**Explanation:** The address specified in a FREEMAIN request is invalid for one of the following reasons:

1. The address is outside the CICS/VSE dynamic storage area.
2. The address is in a page that is currently unallocated.
3. The address does not point to the beginning of a storage area.
4. The address is not on the TCA storage chain.
5. The address is not on the terminal storage chain.

**System Action:** The task issuing the invalid FREEMAIN request is abnormally terminated with a CICS/VSE transaction dump. The invalid address appears in the dump in the TCA at symbolic location TCASCSA.

**User Response:** Correct the module issuing the invalid FREEMAIN request.

For further guidance on dealing with storage problems, see the *CICS Problem Determination Guide*.

**Module:** DFHSCP

---

**ASCR**

**Explanation:** An invalid request was presented to storage control. The request is invalid for one of the following reasons:

1. The type request code is invalid.
2. The number of bytes requested is zero.
3. The number of bytes requested exceeds the maximum allowed for the type of storage requested.
4. The request was for terminal storage but the task was not connected to a terminal.

**System Action:** The task issuing the invalid request is abnormally terminated with a CICS/VSE transaction dump. The invalid request appears in the dump in the TCA. Symbolic location TCASCTR contains the type of request and symbolic location and TCASCNB contains the number of bytes requested.

**User Response:** Correct the module issuing the invalid request.

For further guidance on dealing with storage problems, see the *CICS Problem Determination Guide*.

**Module:** DFHSCP

---

**ASOA**

**Explanation:** The TCP/IP listener task CSOL has been incorrectly started from a terminal. It can only be enabled by the Sockets Domain at CICS system initialization or by using CEMT SET TCP/IP OPEN or the equivalent SPI function.

**System Action:** The transaction is abnormally terminated with a transaction dump.

**User Response:** None.



## ASPD • ASP4

**Module:** DFHSOL

---

### ASPD

**Explanation:** An error has occurred while trying to reset the dynamic log. The sync point may represent either a user sync point or a sync point at the end of a logical unit of work or during restart of a transaction.

**System Action:** The task is abnormally terminated with a CICS/VSE transaction dump.

**User Response:** Notify your system programmer of the error, which probably occurred while reading the dynamic log from temporary storage. The dump can be used to ascertain why the log could not be read.

**Module:** DFHSPP

---

### ASPE

**Explanation:** A sync-point rollback command has been issued by a task that has no dynamic transaction backout specified in its PCT definition, or DBP=NO has been specified on the SIT, or as an initialization override.

**System Action:** The task is abnormally terminated with a transaction dump.

**User Response:** Ensure that dynamic transaction backout is specified for the transaction and that DBP is specified on the SIT or as an override.

**Module:** DFHSPP

---

### ASPF

**Explanation:** A sync point has been attempted with an intersystem session which has returned ROLLED BACK to the sync point program. As a result, the transaction is abnormally terminated because the logical unit of work which was being sync pointed has been backed out.

**System Action:** The transaction is abnormally terminated with a CICS/VSE transaction dump.

**User Response:** Determine why the remote intersystem session returned a ROLLED BACK response to the sync point request. Note that this transaction abend can only be produced from a DFHSP macro call, or on a DL/I term. EXEC calls return a ROLLED BACK response in the EIB.

**Module:** DFHSPP

---

### ASPI

**Explanation:** During CICS/VSE sync level 1 commit, unexpected FMH data has been received from the partner system. Local resources and sync level 2 partners have been committed, but sync level 1 function-shipped resources may have been backed out.

**System Action:** The transaction does not abend. CICS/VSE sync level 1 commit processing continues, with the aim of committing as many sync level 1 resources as possible.

**User Response:** Take user-defined action to resynchronize the data bases. Determine the cause of the error.

**Module:** DFHSPP

---

### ASPJ

**Explanation:** During CICS/VSE sync level 1 commit, unexpected syncpoint message data has been received from the partner system. Local resources and sync level 2 partners have been committed, but sync level 1 function-shipped resources may have been backed out.

**System Action:** The transaction does not abend. CICS/VSE sync level 1 commit processing continues, with the aim of committing as many sync level 1 resources as possible.

**User Response:** Take user-defined action to resynchronize the data bases. Determine the cause of the error.

**Module:** DFHSPP

---

### ASPL

**Explanation:** An error occurred while CICS/VSE was writing sync point information to the the system log. The sync point may represent either a user sync point or the end of the transaction.

**System Action:** The transaction is abnormally terminated with a CICS/VSE transaction dump.

**User Response:** Use the dump to ascertain why the log record could not be written correctly.

**Module:** DFHSPP

---

### ASP1

**Explanation:** An intersystem session failed while a sync point was being taken. In consequence, the transaction is abnormally terminated because the logical unit of work that has updated a remote data base cannot be completed normally.

**System Action:** The transaction is abnormally terminated with a CICS/VSE transaction dump.

**User Response:** None, as a result of this abnormal termination alone. However, DFH2101 may also be produced, which itself may require some action.

**Module:** DFHSPP

---

### ASP2

**Explanation:** A sync point has been attempted with the intersystem links in an invalid state. This may be because the sync-point protocol for transaction to transaction has been violated by failing to be in send mode for all sessions for which sync point has not been received.

**System Action:** The task is abnormally terminated with a CICS/VSE transaction dump.

**User Response:** See Part 4 of the *CICS Problem Determination Guide* for guidance on how to get more help with this problem.

**Module:** DFHSPP

---

### ASP3

**Explanation:** The abnormal termination occurs because a remote system on which the unit of work depends fails to take a sync point. The transaction cannot commit its changes until all coupled systems to which function has been transmitted also commit. This may be because the sync point protocol for transaction to transaction has been violated by failing to be in send mode for all sessions for which sync point has not been received.

**System Action:** The task is abnormally terminated with a CICS/VSE transaction dump.

**User Response:** Run enquiries to discover whether or not remote data base changes were successfully backed out. If they were, retry the transaction. If they were not, take user-defined action to resynchronize the local and remote data bases.

**Module:** DFHSPP

---

### ASP4

**Explanation:** A resource manager involved in syncpoint protocols has replied that a single phase commit has failed and resources have been backed out. A non-CICS/VSE resource manager communicating through a task-related user exit can drive this abend.

This abend is caused by a earlier problem. Possible causes are that the resource manager cannot purge its buffers because of an I/O error, or the resource manager cannot communicate with CICS/VSE because of a teleprocessing (TP) failure.

**System Action:** The task is abnormally terminated with a CICS/VSE transaction dump.

**User Response:** Use the dump to investigate and correct the earlier problem.

**Module:** DFHSPP

#### ASP5

**Explanation:** The task does not own its principal facility.

**System Action:** The task is abnormally terminated with a CICS/VSE transaction dump.

**User Response:** See Part 4 of the *CICS Problem Determination Guide* for guidance on how to get more help with this problem.

**Module:** DFHSPP

#### ASP6

**Explanation:** An unsuccessful attempt was made to flush out data that was waiting to be shipped to the system that owns the terminal that is the principal facility of this task.

**System Action:** The task is abnormally terminated with a CICS/VSE transaction dump.

**User Response:** See Part 4 of the *CICS Problem Determination Guide* for guidance on how to get more help with this problem.

**Module:** DFHSPP

#### ASP7

**Explanation:** A resource manager involved in sync point protocols has replied 'No' to a request to 'Prepare'. A non-CICS/VSE resource manager communicating through a task related user exit can drive this abend.

**System Action:** CICS/VSE terminates the task abnormally with a CICS/VSE transaction dump.

**User Response:** This abend is caused by a prior problem: for example, the resource manager cannot flush its buffers because of an I/O error, or it cannot communicate with CICS/VSE because of a TP failure. You must discover and correct the prior problem.

**Module:** DFHSPP

#### ASP8

**Explanation:** The transaction requested sync-point rollback, but was using a type of processing for which sync-point rollback is not supported.

**System Action:** The task is abnormally terminated with a CICS/VSE transaction dump.

**User Response:** Notify your system programmer.

**Module:** DFHSPP

#### ASP9

**Explanation:** An attempt to free a TCTTE owned by this task failed.

**System Action:** The task is abnormally terminated with a CICS/VSE transaction dump.

**User Response:** This error is either an application error or a configuration error. Some communication sessions, (for example, LU 6.1) do not support sync point rollback, and if CICS/VSE detects such a session during rollback processing, the task is abended. To resolve the problem it is necessary either to:

- Change the application so that it does not issue sync point rollback commands while the nonsupporting sessions are allocated, or
- Change the configuration so that either APPC or MRO sessions are used for communication. These are the only two session types which support sync point rollback.

**Module:** DFHSPP

#### ASRA

**Explanation:** The task has terminated abnormally because of a program interrupt.

**System Action:** CICS/VSE writes a transaction dump.

**Note:** If you specify FDUMP=ASRA in the PCT entry for the terminating transaction, CICS/VSE may also write an IDUMP. If the IDUMP fails, CICS/VSE writes a PDUMP.

You specify the combination of these dumps that you require in the DUMP system initialization parameter.

You suppress all these dumps by coding DUMP=NO.

**User Response:** Determine and correct the cause of the program interrupt. See the *CICS Problem Determination Guide* for further guidance.

**Module:** DFHSRP

#### ASRB

**Explanation:** The task has terminated abnormally because of an operating system abend intercepted by CICS/VSE.

**System Action:** CICS/VSE writes a transaction dump.

CICS/VSE executes or cancels the SETXIT exit as specified by the recovery logic defined in the system recovery table.

**Note:** If you specify FDUMP=ASRB in the PCT entry for the terminating transaction, CICS may also write an IDUMP. and either a CICS/VSE partition dump or a PDUMP.

You specify the combination of these dumps that you require in the DUMP system initialization parameter.

You suppress all these dumps by coding DUMP=NO.

**User Response:** Determine the cause of the original operating system abend and correct it.

**Module:** DFHSRP

#### ASRC

**Explanation:** The task has been abnormally terminated because of a program interrupt in a PL/I program.

**System Action:** The task is abnormally terminated with a CICS/VSE transaction dump.

**User Response:** Determine the cause of the program interrupt and correct it.

**Module:** DFHSRP

#### ATCA

**Explanation:** The system was in a final quiesce mode when the CICS/VSE application program issued a DFHTC macro.

**System Action:** The task requesting the I/O is abnormally terminated with a CICS/VSE transaction dump.

**User Response:** None.

**Module:** DFHZARQ

---

### ATCB

**Explanation:** The CICS/VSE application program issued two consecutive DFHTC writes or two consecutive DFHTC reads, but in either case did not issue an intervening wait.

**System Action:** The transaction is abnormally terminated with a CICS/VSE transaction dump.

**User Response:** Take corrective action within the program being executed.

**Module:** DFHZARQ

---

### ATCC

**Explanation:** An application program using a pipeline session has either issued more than one write request or issued a read request.

**System Action:** The transaction is abnormally terminated with a CICS/VSE transaction dump.

**User Response:** Correct the application program so that it will not issue more than one consecutive WRITE to a pipeline session terminal.

**Module:** DFHZARQ

---

### ATCD

**Explanation:** This abend code is used whenever a CTYPE request or a QUEUE request is issued and VTAM or a ZCP function has not been included in the system.

It will also be used to abend a task that issues an APPC command when the CICS/VSE system is not at a level to support APPC.

**System Action:** The transaction is abnormally terminated with a CICS/VSE transaction dump.

**User Response:** Correct the transaction so that it will not issue a CTYPE macro if VTAM is not generated into the system, or include the ZCP function for which the CTYPE or QUEUE request was issued.

**Module:** DFHZDSP, DFHZERH

---

### ATCE

**Explanation:** A write was issued with no TIOA provided.

**System Action:** The transaction is abnormally terminated with a CICS/VSE transaction dump.

**User Response:** Correct the error in the user program by ensuring that a terminal input/output area (TIOA) is provided at write time.

**Module:** DFHZARQ

---

### ATCF

**Explanation:** A DFHTC CTYPE macro was issued to a non-VTAM terminal control table terminal entry (TCTTE), or a DFHTC CTYPE=COMMAND or RESPONSE macro was issued to a VTAM 3270 TCTTE.

**System Action:** The transaction is abnormally terminated with a CICS/VSE transaction dump.

**User Response:** Ensure that the program issues CTYPE macro to VTAM terminals only, and does not issue CTYPE=COMMAND or RESPONSE to a VTAM 3270.

**Module:** DFHZCRQ

---

### ATCG

**Explanation:** An attempt was made to issue either a READ or a WRITE request to a terminal not owned by the requesting task. The problem of ownership may be because the task previously issued a WRITE, LAST request (which would have detached the terminal from that task) or because the task

incorrectly specified the terminal to which the request is directed.

**System Action:** The transaction is abnormally terminated with a CICS/VSE transaction dump.

**User Response:** None.

**Module:** DFHZARQ

---

### ATCH

**Explanation:** The master terminal operator has purged the transaction.

**System Action:** Because the task was in a critical point in processing, CICS/VSE has to wait before abnormally terminating the task. The task is terminated when it can be done without jeopardizing the system integrity. A CICS/VSE transaction dump is provided.

**User Response:** None.

**Module:** DFHZLOC

---

### ATCI

**Explanation:** The master terminal operator has purged the transaction.

**System Action:** The transaction is abnormally terminated with a CICS/VSE transaction dump.

**User Response:** None.

**Module:** DFHZLOC

---

### ATCJ

**Explanation:** User tried to invoke the autoinstall transaction from a terminal.

**System Action:** CICS/VSE rejects the request.

**User Response:** Do not try to invoke CICS/VSE internal transactions directly.

**Module:** DFHZATD

---

### ATCK

**Explanation:** An application program has issued a WRITE to a VTAM terminal specifying CCOMPL=NO without being authorized to do so.

**System Action:** The transaction is abnormally terminated with a CICS/VSE transaction dump.

**User Response:**

1. Avoid coding CCOMPL=NO with DFHTC TYPE=WRITE, or
2. Specify CCONTRL in an option group (OPTGRP) used for the transaction.

**Module:** DFHZARQ

---

### ATCL

**Explanation:** An error has occurred during automatic journaling or automatic logging of terminal messages to or from this transaction. The message being logged will be one associated with an explicit READ or WRITE in the application program.

**System Action:** The transaction is abnormally terminated with a CICS/VSE transaction dump.

**User Response:** Use the dump to ascertain why the journal or log record could not be written correctly.

**Module:** DFHZARQ

---

---

**ATCM**

**Explanation:** An error has occurred while writing sync-point information for the terminal associated with this transaction on the CICS/VSE system log. The sync point may represent either a user sync point or the end of the transaction.

**System Action:** The transaction is abnormally terminated with a CICS/VSE transaction dump.

**User Response:** Use the dump to ascertain why the log record could not be written correctly.

**Module:** DFHZDWE, DFHZLOC

---

**ATCN**

**Explanation:** An error has occurred during the automatic journaling or automatic logging of the initial input message of this transaction. This input message is the message that actually caused the transaction to be invoked.

**System Action:** The transaction is abnormally terminated with a CICS/VSE transaction dump.

**User Response:** Use the dump to ascertain why the log record could not be written correctly.

**Module:** DFHZSUP

---

**ATCO**

**Explanation:** An application program has attempted to perform a function not supported by a terminal or system.

Possible errors are:

1. SIGNAL not supported; a DFHTC TYPE=SIGNAL request with the WAIT=YES option was issued to a VTAM logical unit that CICS/VSE does not support for the receipt of the SIGNAL indicator.
2. WRITE STRUCTURED FIELD not supported; this write may have been attempted as a result of a SEND command with the STRFIELD keyword to a device that does not support this function.
3. APPC mapped conversation not supported; the application has attempted to perform a normal terminal control command on a session that is in use for an APPC unmapped conversation. (Only EXEC CICS GDS commands are permitted.)

**System Action:** The transaction is abnormally terminated with a CICS/VSE transaction dump.

**User Response:** Correct the application program.

**Module:** DFHZARQ

---

**ATCP**

**Explanation:** An error has occurred while logging, in the CICS/VSE system log, the receipt of a positive response to the last output message in a CICS/VSE-protected transaction.

**System Action:** The CSLG response-logging transaction is abnormally terminated with a CICS/VSE transaction dump. It will subsequently be reattached and, if possible, the log record will then be written.

**User Response:** Use the dump to ascertain why the log record could not be written correctly.

**Module:** DFHZRLG

---

**ATCQ**

**Explanation:** A temporary storage error occurred when DFHZRAQ, as a result of performing a read-ahead operation in order to allow a write operation to proceed, attempted to save a TIOA on temporary storage.

**System Action:** The transaction is abnormally terminated with a CICS/VSE transaction dump.

**User Response:** Check that temporary storage has been included in the system and that it has sufficient space.

**Module:** DFHZRAQ

---

**ATCR**

**Explanation:** A temporary storage error occurred when DFHZRAR attempted to retrieve a TIOA from temporary storage. The TIOA had been previously placed on temporary storage as a result of read-ahead queuing being invoked.

**System Action:** The transaction is abnormally terminated with a CICS/VSE transaction dump.

**User Response:** Determine the cause of the temporary storage error and correct it.

**Module:** DFHZRAR

---

**ATCT**

**Explanation:** An attempt to build a surrogate TCTTE to represent a remotely-owned terminal failed.

**System Action:** The task is abnormally terminated with a CICS/VSE transaction dump.

**User Response:** See Part 4 of the *CICS Problem Determination Guide* for guidance on how to get more help with this problem.

**Module:** DFHZSUP

---

**ATCU**

**Explanation:** An application program attempted to send data to a logical unit, but was in receive mode (EIBRECV is set), and read-ahead queuing is not specified in the PCT (RAQ=NO).

**System Action:** The transaction is abnormally terminated with a CICS/VSE transaction dump.

**User Response:** Either change the application program to issue receives until EIBRECV is not set, or specify RAQ=YES in the PCT. (If you specify RAQ=YES in the PCT, ensure that all input messages are read before the transaction is terminated.)

**Module:** DFHZARQ

---

**ATCV**

**Explanation:** An application attempted an operation on a logical unit, but was not in the correct mode for one of the following reasons:

1. A sync point is outstanding (EIBSYNC is set).
2. A free request is outstanding (EIBFREE is set).
3. The application is in receive mode (EIBRECV is set), and read ahead queuing is not specified in the PCT (RAQ=NO).
4. The application is communicating with an APPC system and was not in the correct state to perform the attempted operation.

**System Action:** The transaction is abnormally terminated with a CICS/VSE transaction dump.

**User Response:**

- If reason 1 applies, issue a sync point and then issue the request.
- If reason 2 applies, issue the free request and reallocate the session.
- If reason 3 applies, either change the application to issue receives until EIBRECV is not set, or specify RAQ=YES in the PCT. (If you specify RAQ=YES in the PCT, ensure that all input messages are read before the transaction is terminated.)



## ATCW • ATDT

- If reason 4 applies, see the *CICS Intercommunication Guide*, where rules for the correct use of commands are given.

Then correct the application.

**Module:** DFHZARQ, DFHETL

---

### ATCW

**Explanation:** The system has been generated without a DFHPCT TYPE=PROFILE macro for an LU6.1 or APPC session.

**System Action:** The transaction is abnormally terminated with a CICS/VSE transaction dump.

**User Response:** Notify your system programmer of the error.

**Module:** DFHZSUP

---

### ATCY

**Explanation:** An error has occurred during the processing of an inbound FMH. Either a length error has been detected, for example, incomplete FMH received, or an invalid field has been detected within the FMH.

**System Action:** The transaction is abnormally terminated with a CICS/VSE transaction dump.

**User Response:** Notify your system programmer of the error. The problem is probably in the remote system that has sent the invalid FMH.

**Module:** DFHZARQ

---

### ATC1

**Explanation:** The CICS/VSE terminal control restart task could not complete because a necessary step failed. The task has done some essential recovery operations and abended itself with code ATC1.

**System Action:** CICS/VSE writes a transaction dump for the terminal control restart task.

CICS/VSE sends two messages to the console, one to identify the error detected by the terminal control restart task, and one, DFH1001, to say that the task has failed. A third message follows either to say that CICS/VSE has terminated abnormally with a dump, or to ask you to reply GO or CANCEL. Depending on the nature of the original error, you may see messages from some other system component (for example, an access method).

**User Response:** First, if CICS/VSE has requested a response, you must reply. If you reply GO, CICS/VSE continues processing, but without terminal control. If you reply CANCEL, CICS/VSE terminates abnormally with a dump.

Use the messages and dumps to find out the cause of the failure. See Part 4 of the *CICS Problem Determination Guide* for guidance on how to get more help with this problem.

**Module:** DFHTCRP

---

### ATC2

**Explanation:** A CICS/VSE SET VTAM OPEN command has failed due to VTAM rejecting one of the CICS/VSE requests.

**System Action:** An explanatory message (DFH2302, DFH2304, or DFH2307) is sent to the console and CICS/VSE terminates the transaction abnormally with a transaction dump.

**User Response:** The RPL with the VTAM request code and return code can be found in the RA pool addressed from TCTVRVRA. Use the *VTAM Programming* manual to determine the cause of the error and the actions necessary to correct it. After correcting the error, you may either retry the request or

choose to terminate CICS/VSE and restart the network in your own time.

**Module:** DFHZSLS

---

### ATC4

**Explanation:** An irrecoverable CAVM error has occurred. The XRF task has abended.

**System Action:** CICS/VSE abnormally terminates with a system dump. Depending on the nature of the original error, messages might be issued from some other system component.

**User Response:** Use the dump and the guidance in any associated messages to investigate the original error.

**Module:** DFHTCRP

---

### ATDD

**Explanation:** The transaction attempted to access a transient data destination that is disabled. (The master terminal operator can control the status of the destination.)

**System Action:** The transaction is abnormally terminated with a CICS/VSE transaction dump.

**User Response:** Check with the master terminal operator why the destination is disabled.

**Module:** DFHTDP

---

### ATDI

**Explanation:** DFHTDP does not support the type of destination that is indicated by the DCT entry for the requested destination. Either DFHTDP has been assembled without support for this destination type, or the DCT entry had been overwritten. Valid types are X'10' (remote), X'20' (indirect), X'40' (extrapartition), and X'80' (intrapartition).

**System Action:** The transaction is abnormally terminated with a CICS/VSE transaction dump.

**User Response:** Determine the destination type by looking at the DCT assembly listing. If the type is indirect, follow the destination pointed to until a nonindirect destination is found. Check that DFHTDP has been generated with support for that destination type.

**Module:** DFHTDP

---

### ATDL

**Explanation:** An error has occurred while writing information to the CICS/VSE system log to record activity against a recoverable transient data destination.

**System Action:** The transaction is abnormally terminated with a CICS/VSE transaction dump.

**User Response:** Use the dump to ascertain why the log record could not be written correctly.

**Module:** DFHTDP

---

### ATDT

**Explanation:** A request for service is invalid. Valid codes are:

X'04'	Purge destination
X'08'	Destination entry address passed to transient data control program
X'10'	Locate destination control table (DCT) entry
X'20'	Forced end of volume on extrapartition data set
X'40'	Output service on intrapartition data set
X'80'	Input service on intrapartition or extrapartition data set

**X'CO'** Input service with conditional return if queue is busy.

**System Action:** The transaction is abnormally terminated with a CICS/VSE transaction dump.

**User Response:** Check the application program at the point of request for proper usage. In addition, a check should be made whether DFHTDP was generated with the options required to support the service requested.

**Module:** DFHTDP

#### ATDV

**Explanation:** Additional diagnostic information for ATDD abend, produced when a VSAM error or a transient data/VSAM logic error is detected.

**System Action:** Abend ATDD is produced and the transaction abnormally terminated.

**User Response:** Notify your system programmer.

**Module:** DFHTDP

#### ATDY

**Explanation:** Transient data initialization has failed. A console message, DFH12xx, has given the reason for the failure.

**System Action:** Transient data initialization terminates abnormally. This abend is always followed by an ATDZ abend for the failing function, and by message DFH1521 (if CICS/VSE abends unconditionally), or message DFH1522, which asks you to reply GO or CANCEL.

**User Response:** See the console message, DFH12xx, for the cause of the failure. Respond to message DFH1522, if issued.

**Module:** DFHTDRP

#### ATDZ

**Explanation:** A CICS/VSE function invoked by transient data initialization has failed. If the failing function is a transient data routine, this abend is preceded by a DFH12xx message to the console and an ATDY abend.

**System Action:** Transient data initialization terminates abnormally. This abend is always followed by message DFH1521 (if CICS/VSE abends unconditionally), or message DFH1522, which asks you to reply GO or CANCEL.

**User Response:** Respond to message DFH1522, if issued. A DFH message to the console may have preceded the abend. This message explains the failure.

**Module:** DFHTDRP

#### ATNA

**Explanation:** A terminal operator entered the transaction identification for NACP; NACP was attached but there was no error to resolve.

**System Action:** The transaction is abnormally terminated with a CICS/VSE transaction dump.

**User Response:** Do not reenter the NACP transaction identification (CSNE).

**Module:** DFHZNAC

#### ATND

**Explanation:** The node error program (NEP) or NACP decides that a task should abnormally terminate, but the task is at a critical point of processing and immediate termination would endanger the integrity of the system.

**System Action:** The task is abnormally terminated with a CICS/VSE transaction dump when the task next requests any action against the terminal, or issues a sync point request involving the terminal.

**User Response:** Check destination CSMT for possible further information. Use the dump to determine why the task was abnormally terminated by NEP.

**Module:** DFHZARQ

#### ATNI (VTAM)

**Explanation:** The node error program (NEP) or NACP decides the task should be abnormally terminated. DFHZNAC informs DFHZARQ to abend the transaction after the TC unit has completed.

**System Action:** The task is abnormally terminated with a CICS/VSE transaction dump.

**User Response:** This usually occurs when, due to a hardware failure, a network device rejects the data stream sent to it. The device itself may indicate an error code that will give a specific reason for the rejection. Check CSMT log for further information.

For the NEP form of the ATNI (VTAM), run a VTAM trace type=BUF for the logical unit and repeat the error

For the TEP form of the ATNI (BTAM), run a link trace for the line or local channel address for the device.

Examine the data stream and error response to determine the cause of the error.

This type of error will occur if the definitions in the TCT do not match the attributes of the actual device.

**Module:** DFHZNAC

#### ATNI (BTAM)

**Explanation:** The terminal error program (TEP) or terminal abnormal condition program (TACP) decides the task should be abnormally terminated. DFHTACP informs DFHZARQ to abend the transaction after the TC unit has completed.

**System Action:** The task is abnormally terminated with a CICS/VSE transaction dump.

**User Response:** See previous description for ATNI (VTAM).

To analyze the problem, see the messages logged to the CSMT transient data queue.

**Module:** DFHZARQ

#### ATPA

**Explanation:** An error occurred when trying to estimate the length of a CICS/VSE message in a national language support (NLS) message table.

**System Action:** CICS/VSE terminates the transaction with a dump.

**User Response:** This is a CICS/VSE error. See Part 4 of the *CICS Problem Determination Guide* for guidance on how to get more help with this problem.

**Module:** DFHTPR.

#### ATPB

**Explanation:** An error occurred when trying to retrieve a CICS/VSE message from an NLS message table.

**System Action:** CICS/VSE terminates the transaction with a dump.

**User Response:** This is a CICS/VSE error. See Part 4 of the *CICS Problem Determination Guide* for guidance on how to get more help with this problem.

**Module:** DFHTPR.

---

**ATPC**

**Explanation:** An error occurred when trying to estimate the length of a CICS/VSE message in an NLS message table.

**System Action:** CICS/VSE terminates the transaction with a dump.

**User Response:** This is a CICS/VSE error. See Part 4 of the *CICS Problem Determination Guide* for guidance on how to get more help with this problem.

**Module:** DFHTPQ.

---

**ATPD**

**Explanation:** An error occurred when trying to retrieve a CICS/VSE message from an NLS message table.

**System Action:** CICS/VSE terminates the transaction with a dump.

**User Response:** This is a CICS/VSE error. See Part 4 of the *CICS Problem Determination Guide* for guidance on how to get more help with this problem.

**Module:** DFHTPQ.

---

**ATRA**

**Explanation:** The field engineering global trap exit program, DFHTRAP, requested task abnormal termination, while the currently active task was **not** a system task (journal control, terminal control, or task dispatcher) and was not already abending.

**System Action:** CICS/VSE disables the trap exit so that it will not be reentered, and terminates the currently active task abnormally.

**User Response:** This is a user-requested task abend.

If you want to use the trap again, you must reactivate it as follows:

```
CSFE DEBUG,TRAP=ON
```

**You should use the global trap exit only in consultation with an IBM support representative.**

**Module:** DFHTRP

---

**ATSA**

**Explanation:** The CICS/VSE temporary storage restart task could not complete because a necessary step failed. The task has done some essential recovery operations and abended itself with code ATSA.

**System Action:** CICS/VSE writes a transaction dump for the temporary storage restart task.

CICS/VSE sends two messages to the console, one to identify the error detected by the temporary storage restart task, and one, DFH1313, to say that temporary storage restart has failed. A third message follows either to say that CICS/VSE has terminated abnormally with a dump, or to ask you to reply GO or CANCEL. Depending on the nature of the original error, you may see messages from some other system component (for example, VSE).

**User Response:** First, if CICS/VSE has requested a response, you must reply. If you reply GO, CICS/VSE continues processing, but without support for temporary storage. If you reply CANCEL, CICS/VSE terminates abnormally with a dump.

Use the messages and dumps to find out the cause of the failure. See Part 4 of the *CICS Problem Determination Guide* for guidance on how to get more help with this problem.

**Module:** DFHTSRP

---

**ATSB**

**Explanation:** An attempt to use temporary storage has failed because the temporary storage restart task failed.

**System Action:** The transaction trying to use temporary storage terminates abnormally with a CICS/VSE transaction dump.

**User Response:** Temporary storage restart has failed with abend ATSA and associated DFH messages. See the description of that code for guidance in solving the temporary storage problem.

**Module:** DFHTSP

---

**ATSC**

**Explanation:** The task was canceled during execution of a temporary storage command.

**System Action:** The transaction is abnormally terminated with a CICS/VSE transaction dump.

**User Response:** Investigate the reason why the task was canceled. The task has been canceled either by the master terminal operator or automatically by either the deadlock time-out (DTIMOUT) mechanism or the read time-out (RTIMOUT) mechanism.

**Module:** DFHTSP

---

**ATSD**

**Explanation:** A logic error has occurred during the unchaining of the resource clean-up DWE on normal exit from DFHTSP.

**System Action:** The transaction is abnormally terminated with a CICS/VSE transaction dump.

**User Response:** See Part 4 of the *CICS Problem Determination Guide* for guidance on how to get more help with this problem.

**Module:** DFHTSP

---

**ATSL**

**Explanation:** An error has occurred while CICS/VSE was writing information to the system log to record activity against a recoverable temporary storage identifier.

**System Action:** The transaction is abnormally terminated with a CICS/VSE transaction dump.

**User Response:** Notify your system programmer of the error. The dump can be used to ascertain why the log record could not be written correctly.

**Module:** DFHTSP

---

**ATSP**

**Explanation:** A task issued a PUT or a PUTQ request to a recoverable temporary storage data identification (DATAID) and either:

1. The DATAID is currently in use as a symbolic reference to a single unit of temporary storage data, **or**
2. The task previously issued a PURGE of the data referenced by this DATAID and has not synchronized.

**System Action:** The task is abnormally terminated with a CICS/VSE transaction dump.

**User Response:** Depending on the cause of the abend (see Explanation), either:

1. Correct the application to avoid issuing multiple PUT requests to the same recoverable DATAID, **or**
2. Correct the application to avoid issuing a PUT(Q) request to a recoverable DATAID in a logical unit of work in which that DATAID has already been PURGED.

**Module:** DFHTSP

---

---

**ATSQ**

**Explanation:** A move of user data to or from temporary storage failed. The probable reason for this is that the size of the area being passed to CICS/VSE was inconsistent with the data length being used.

**System Action:** The task is abnormally terminated with a CICS/VSE transaction dump.

**User Response:** Determine the failing temporary storage request in the application, and verify whether the length supplied on the request agrees with the data area size. Correct the application as appropriate.

**Module:** DFHTSP

---

**AXFA**

**Explanation:** The keylength for a file control request that is to be sent to a remote system has to be obtained from the file control table, and has proved to be zero.

**System Action:** The task is abnormally terminated with a CICS/VSE transaction dump.

**User Response:** Notify your system programmer.

**Module:** DFHXFP

---

**AXFB**

**Explanation:** An unacceptable function management header (FMH) type has been found. It must be type 05, type 06, or type 43.

**System Action:** The task is abnormally terminated with a CICS/VSE transaction dump.

**User Response:** See Part 4 of the *CICS Problem Determination Guide* for guidance on how to get more help with this problem.

**Module:** DFHXFP

---

**AXFC**

**Explanation:** The request passed to the data transformation program is unknown to CICS/VSE.

**System Action:** The task is abnormally terminated with a CICS/VSE transaction dump.

**User Response:** See Part 4 of the *CICS Problem Determination Guide* for guidance on how to get more help with this problem.

**Module:** DFHXFP

---

**AXFD**

**Explanation:** The request that is passed to the data transformation program cannot be sent to a remote system; for example, a storage control request.

**System Action:** The task is abnormally terminated with a CICS/VSE transaction dump.

**User Response:** See Part 4 of the *CICS Problem Determination Guide* for guidance on how to get more help with this problem.

**Module:** DFHXFP

---

**AXFE**

**Explanation:** The transformation requested does not exist; for example, a DL/I schedule reply is not recognized by the outbound request processor in the data transformation program.

**System Action:** The task is abnormally terminated with a CICS/VSE transaction dump.

**User Response:** See Part 4 of the *CICS Problem Determination*

*Guide* for guidance on how to get more help with this problem.

**Module:** DFHXFP

---

**AXFF**

**Explanation:** An unacceptable queue organization has been found in a queue model FMH.

**System Action:** The task is abnormally terminated with a CICS/VSE transaction dump.

**User Response:** See Part 4 of the *CICS Problem Determination Guide* for guidance on how to get more help with this problem.

**Module:** DFHXFP

---

**AXFG**

**Explanation:** An unacceptable argument number has been found in the data following a FMH of type 43.

**System Action:** The task is abnormally terminated with a CICS/VSE transaction dump.

**User Response:** See Part 4 of the *CICS Problem Determination Guide* for guidance on how to get more help with this problem.

**Module:** DFHXFP

---

**AXFH**

**Explanation:** The argument number in the data following a FMH of type 43 is acceptable, however, the argument itself is not expected.

**System Action:** The task is abnormally terminated with a CICS/VSE transaction dump.

**User Response:** See Part 4 of the *CICS Problem Determination Guide* for guidance on how to get more help with this problem.

**Module:** DFHXFP

---

**AXFI**

**Explanation:** The data length for a WRITEQ TD or READQ TD, which is determined from the destination control table, is zero. The abend can also occur when determining the length for file control requests from the file control table.

**System Action:** The task is abnormally terminated with a CICS/VSE transaction dump.

**User Response:** Notify your system programmer.

**Module:** DFHXFP

---

**AXFJ**

**Explanation:** The error code held in UIBFCTR and UIBDLTR cannot be converted to an equivalent SNA error code.

**System Action:** The task is abnormally terminated with a CICS/VSE transaction dump.

**User Response:** See Part 4 of the *CICS Problem Determination Guide* for guidance on how to get more help with this problem.

**Module:** DFHXFP

---

**AXFK**

**Explanation:** An attempt is being made to ship a DL/I request, but this version of the data transformation program does not contain DL/I support.

**System Action:** The task is abnormally terminated with a CICS/VSE transaction dump.

**User Response:** Reassemble DFHXFP to include DL/I support.



Module: DFHXFP

**AXFL**

**Explanation:** Transformers 2 and 4 expect to receive a function management header (FMH), possibly followed by user data. A null chain of data has been received.

**System Action:** The task is abnormally terminated with a CICS/VSE transaction dump.

**User Response:** See Part 4 of the *CICS Problem Determination Guide* for guidance on how to get more help with this problem.

Module: DFHXFP

**AXFM**

**Explanation:** The SYSIDERR condition has been raised. This can happen when the resource proves to be on yet another remote system, that is, when daisy-chaining is active.

**System Action:** The task is abnormally terminated with a CICS/VSE transaction dump.

**User Response:** Check that daisy-chaining of requests is intended and that all relevant intersystem links are in service.

Module: DFHXFP

**AXFN**

**Explanation:** The security check on the resource name has failed. This abend represents an attempt by a user on a remote system to access a resource for which the user is not authorized.

**System Action:** The task is abnormally terminated with a CICS/VSE transaction dump.

**User Response:** Notify your system programmer.

Module: DFHXFP

**AXFO**

**Explanation:** The check on the DS and DBA parameters in an attach FMH has failed. This abend represents a user error resulting from a mismatch in the system definitions for both ends of an intersystem link.

**System Action:** The task is abnormally terminated with a CICS/VSE transaction dump.

**User Response:** Notify your system programmer.

Module: DFHXFP

**AXFP**

**Explanation:** CICS/VSE requires a second function management header (FMH) to follow an attach FMH. No second FMH was received.

**System Action:** The task is abnormally terminated with a CICS/VSE transaction dump.

**User Response:** Notify your system programmer.

Module: DFHXFP

**AXFQ**

**Explanation:** The function management header (FMH) just received is either too short or too long to be a valid FMH.

**System Action:** The task is abnormally terminated with a CICS/VSE transaction dump.

**User Response:** Notify your system programmer.

Module: DFHXFP

**AXFR**

**Explanation:** The CICS/VSE command level interface imposes a maximum length of 32767 for data. The length of the data just received exceeds this limit.

**System Action:** The task is abnormally terminated with a CICS/VSE transaction dump.

**User Response:** Notify your system programmer.

Module: DFHXFP

**AXFT**

**Explanation:** An estimate of the size of the output I/O area has been made and it exceeds the maximum possible size of 65535.

**Note:** While the estimated size may exceed the actual size, the difference will only be a few bytes.

This abend is likely to occur if a data base calls, inserts, or replaces multiple segments, and many qualified segment search arguments are specified.

**System Action:** The task is abnormally terminated with a CICS/VSE transaction dump.

**User Response:** Notify your system programmer.

Module: DFHXFP

**AXFU**

**Explanation:** A two-level cursor is present in a function management header (FMH) relating to a linear (temporary storage) queue. However, these cursors are valid only for hierarchical queues that are not supported by CICS/VSE.

**System Action:** The task is abnormally terminated with a CICS/VSE transaction dump.

**User Response:** See Part 4 of the *CICS Problem Determination Guide* for guidance on how to get more help with this problem.

Module: DFHXFP

**AXFV**

**Explanation:** CICS/VSE has been started up with DL/I support, and an attempt is being made to access a local data base. However, this version of the data transformation program does not contain DL/I support for local data bases.

**System Action:** The task is abnormally terminated with a CICS/VSE transaction dump.

**User Response:** Reassemble DFHXFP to include DL/I support for local data bases.

Module: DFHXFP

**AXFW**

**Explanation:** An invalid length specification has been given in a CICS/VSE command-level request corresponding to one of the data variables.

The FMH architected by CICS/VSE is followed by zero or more self-describing data variables for each parameter specified. This abend is caused by an invalid length specification in a CICS/VSE command-level request corresponding to one of the data variables.

**System Action:** The task is abnormally terminated with a CICS/VSE transaction dump.

**User Response:** Check for an invalid or zero length specified in a CICS/VSE command-level request, or for data truncation in a user-written node error program (NEP).

Module: DFHXFP

---

**AXFX**

**Explanation:** A request to do function shipping by an APPC link failed for one of these reasons:

- The remote system does not support full syncpoint protocols.
- The exchange log name sequence has failed, resulting in a mismatch.
- The exchange log name sequence has not completed within the allocated time (10 seconds).

**System Action:** CICS/VSE terminates the task abnormally.

**User Response:** Check that the request was directed to the correct remote system, and that the remote system is set up to support full sync point protocols (sync level 2).

**Module:** DFHXFP

---

**AXSA**

**Explanation:** The CICS/VSE security control task could not complete because a necessary step failed. The task has done some essential recovery operations and abended itself with code AXSA.

**System Action:** CICS/VSE writes a transaction dump for the security control restart task.

CICS/VSE sends message(s) to the console, one to identify the error detected by the security control task, and, if the error occurred during initialization, one to say that security initialization or CEMT PERFORM SECURITY REBUILD has failed. A third message follows either to say that CICS/VSE has terminated abnormally with a dump, or to ask you to reply GO or CANCEL. Depending on the nature of the original error, you may see messages from some other system component (for example, an access method).

**User Response:** First, if CICS/VSE has requested a response, you must reply. If you reply GO, CICS/VSE continues processing, but without support for the external security manager. CICS/VSE security still operates. If you reply CANCEL, CICS/VSE terminates abnormally with a dump.

Use the messages and dumps to find out the cause of the failure. See Part 4 of the *CICS Problem Determination Guide* for guidance on how to get more help with this problem.

**Module:** DFHXSP

---

**AXTA**

**Explanation:** Calculation of the length of data to be shipped failed.

**System Action:** The task is abnormally terminated with a CICS/VSE transaction dump.

**User Response:** See Part 4 of the *CICS Problem Determination Guide* for guidance on how to get more help with this problem.

**Module:** DFHXTP

---

**AXTB**

**Explanation:** An attempt to obtain a TIOA to ship data failed.

**System Action:** The task is abnormally terminated with a CICS/VSE transaction dump.

**User Response:** See Part 4 of the *CICS Problem Determination Guide* for guidance on how to get more help with this problem.

**Module:** DFHXTP

---

**AXTC**

**Explanation:** An attempt to transform data ready for shipment failed.

**System Action:** The task is abnormally terminated with a CICS/VSE transaction dump.

**User Response:** See Part 4 of the *CICS Problem Determination Guide* for guidance on how to get more help with this problem.

**Module:** DFHXTP

---

**AXTD**

**Explanation:** No TIOA received message was received from a remote system.

**System Action:** The task is abnormally terminated with a CICS/VSE transaction dump.

**User Response:** See Part 4 of the *CICS Problem Determination Guide* for guidance on how to get more help with this problem.

**Module:** DFHXTP

---

**AXTE**

**Explanation:** Incorrect data was received from a remote system (data not long enough).

**System Action:** The task is abnormally terminated with a CICS/VSE transaction dump.

**User Response:** See Part 4 of the *CICS Problem Determination Guide* for guidance on how to get more help with this problem.

**Module:** DFHXTP

---

**AXTF**

**Explanation:** No relay process FMH was received from the remote system.

**System Action:** The task is abnormally terminated with a CICS/VSE transaction dump.

**User Response:** See Part 4 of the *CICS Problem Determination Guide* for guidance on how to get more help with this problem.

**Module:** DFHXTP

---

**AXTG**

**Explanation:** Transformation of data received from remote system failed.

**System Action:** The task is abnormally terminated with a CICS/VSE transaction dump.

**User Response:** Check that the reason for failure of the transformation process was not incorrect definition of the remote terminal. In particular check that the user area length specified for the terminal is the same in both local and remote systems. If the terminal definitions are correct, you may require assistance. See Part 4 of the *CICS Problem Determination Guide* for guidance on how to get more help with this problem.

**Module:** DFHXTP

---

**AXTH**

**Explanation:** An attempt to locate terminal identifier failed.

**System Action:** The task is abnormally terminated with a CICS/VSE transaction dump.

**User Response:** See Part 4 of the *CICS Problem Determination Guide* for guidance on how to get more help with this problem.

**Module:** DFHXTP

---

---

**AXTK**

**Explanation:** An APPC conversation failure occurred when an attach between CICS/VSE systems was issued.

**System Action:** The task is abnormally terminated with a CICS/VSE transaction dump.

**User Response:** Check the connection to the remote CICS/VSE system and try to re-establish it.

**Module:** DFHXTP

---

**AXTL**

**Explanation:** The processing of APPC mapped data requires the generation of an APPC attach FMH with default values. In particular, the sync level requested is defaulted to 2. However, the session that is to be used has been bound with a sync level of 1.

**System Action:** The task is abnormally terminated with a CICS/VSE transaction dump.

**User Response:** Check that:

1. The entry in the TCT for the remote system has been defined with parallel sessions.
2. The remote system is capable of supporting a sync level of 2.
3. The correct sync level has been requested.

**Module:** DFHXTP

---

**AXTM**

**Explanation:** An attempt has been made to route a message-protected transaction over an APPC link bound at sync level 1. The attempt has failed because such transactions can be routed only over an APPC link that has been bound at sync level 2.

**System Action:** The task is abnormally terminated with a CICS/VSE transaction dump.

**User Response:** If the transaction is to be routed to CICS OS/2 (which will be bound at synclevel one) remove the message protection option. If the transaction is to be routed to another host system and message protection is required, the link must be redefined so that it can be bound at sync level 2.

**Module:** DFHXTP

---

**AXTP**

**Explanation:** An exception response has been returned to the DFHXTP module from DFHCCNV

FUNCTION(CONVERT\_D3270\_FOR\_SBCS). The module was called for a CICS client virtual terminal which requested conversion from ASCII to EBCDIC for data coming from the client. However, the conversion failed.

**System Action:** The transaction routing request is terminated and a message is sent to the terminal owning region (TOR) to indicate that the transaction routing request has failed. The CICS security manager issues a DFHxxxx message to the transient data queue, CSCS.

**User Response:** Examine the response and reason returned in the DFHCCNV commarea DFHC32. The client and server codepages will have already been validated so this may be a CICS error. You may need to contact IBM for further assistance. See Part 4 of the *CICS Problem Determination Guide* for guidance on how to proceed.

**Module:** DFHXTP

---

**AXTQ**

**Explanation:** An exception response has been returned to the DFHXTP module from DFHCCNV

FUNCTION(CONVERT\_D3270\_FOR\_SBCS). The module was called for a CICS client virtual terminal which requested conversion from EBCDIC to ASCII for data to be sent to the client. However, the conversion failed.

**System Action:** The transaction routing request is terminated and a message is sent to the terminal owning region (TOR) to indicate that the transaction routing request has failed. The CICS security manager issues a DFHxxxx message to the transient data queue, CSCS.

**User Response:** Examine the response and reason returned in the DFHCCNV commarea DFHC32. The client and server codepages will have already been validated so this may be a CICS error. You may need to contact IBM for further assistance. See Part 4 of the *CICS Problem Determination Guide* for guidance on how to proceed.

**Module:** DFHXTP

---

**AXTR**

**Explanation:** An error has occurred when trying to link from DFHXTP to DFHCCNV in preparation for calling DFHCCNV.

**System Action:** The transaction routing request is terminated and a message is sent to the terminal owning region (TOR) to indicate that the transaction routing request has failed. The CICS security manager issues a DFHxxxx message to the transient data queue, CSCS.

**User Response:** Ensure that a definition for DFHCCNV is defined and enabled. This can be done either by installing CSD group DFHCLNT, or by reassembling the PPT and ensuring that DFHCLPPT has been copied in to the source.

**Module:** DFHXTP

---

**AZAD**

**Explanation:** DFHZCN1 has been started from an unexpected place. The CCIN transaction can only be issued by a client.

**System Action:** The transaction is abnormally terminated. Trace entry with ID X'E9' and value X'08' is written. FieldA holds the transaction start code.

**User Response:** Only issue the CCIN transaction from a client.

**Module:** DFHZCN1

---

**AZAE**

**Explanation:** DFHZCN1 was started from a terminal facility, but not an LU6.2 session. The CCIN transaction may only be issued by a client.

**System Action:** The transaction is abnormally terminated. Trace entry with ID X'E9' and value X'0C' is written. FieldA holds the termid.

**User Response:** Only issue the CCIN transaction from a client.

**Module:** DFHZCN1

---

**AZAF**

**Explanation:** DFHZCN1 was started for transaction CCIN. However either the environment is wrong or the client architecture has been violated. This abend will be issued in conjunction with a DFH32xx message which will explain the problem in more detail.

**System Action:** The transaction is abnormally terminated. A trace entry with ID X'E9' is written.

**User Response:** Look for a DFH32xx message on CSCC and

look for the trace entry. Use these to diagnose the problem.

**Module:** DFHZCN1

#### AZAG

**Explanation:** DFHZCT1 has been started from an unexpected place. The CTIN transaction can only be issued by a client.

**System Action:** The transaction is abnormally terminated. Trace entry with ID X'E9' and value X'2A' is written. FieldA holds the transaction start code.

**User Response:** Only issue the CTIN transaction from a client.

**Module:** DFHZCT1

#### AZAH

**Explanation:** DFHZCT1 was started from a terminal facility, but not an LU6.2 session. The CTIN transaction may only be issued by a client.

**System Action:** The transaction is abnormally terminated. Trace entry with ID X'E9' and value X'32' is written. FieldA holds the termid.

**User Response:** Only issue the CTIN transaction from a client.

**Module:** DFHZCT1

#### AZAI

**Explanation:** DFHZCT1 was started for transaction CTIN. However, either the environment is wrong or the client architecture has been violated. This abend will be issued in conjunction with a DFH32xx message which will explain the problem in more detail.

**System Action:** The transaction is abnormally terminated. A trace entry with ID X'E9' is written.

**User Response:** Look for a DFH32xx message on CSCC and look for the trace entry. Use these to diagnose the problem.

**Module:** DFHZCT1

#### AZAJ

**Explanation:** DFHZCN1 was started for transaction CCIN. However, the CCIN transaction is being started on a surrogate, which means that it has been defined as a remote transaction. CCIN must be a local transaction and be run on a CICS system which is directly connected to a client.

**System Action:** The transaction is abnormally terminated. Trace entry with ID X'E9' and value X'41' is written.

**User Response:** Either use the default definitions for CCIN or ensure that it is defined as a local transaction.

**Module:** DFHZCN1

#### AZAK

**Explanation:** DFHZCT1 was started for transaction CTIN. However, the CTIN transaction is being started on a surrogate, which means that it has been defined as a remote transaction. CTIN must be a local transaction and be run on a CICS system which is directly connected to a client.

**System Action:** The transaction is abnormally terminated. Trace entry with ID X'E9' and value X'39' is written.

**User Response:** Either use the default definitions for CTIN or ensure that it is defined as a local transaction.

**Module:** DFHZCT1

#### AZCA

**Explanation:** An internal logic error has been detected during APPC mapped processing. The conversation state maintained by DFHZARL does not match that maintained jointly by DFHETL and DFHZARM.

The problem may also arise when CICS/VSE is assembling application data and receives end of chain before receiving all of the data that is expected.

**System Action:** The task is abnormally terminated with a CICS/VSE transaction dump.

**User Response:** See Part 4 of the *CICS Problem Determination Guide* for guidance on how to get more help with this problem.

**Module:** DFHETL, DFHZARM

#### AZCB

**Explanation:** CICS/VSE has received sense code 088901xx during APPC mapped processing. This should be followed by an error data GDS variable.

CICS/VSE has attempted to receive the error data. However either this attempt has failed, or the data received is unexpected.

CICS/VSE expects the error data to indicate that the other system does not recognize GDS ID X'12F2' (function management data).

**System Action:** The task is abnormally terminated with a CICS/VSE transaction dump.

The erroneous GDS ID is returned to the remote system for further analysis there.

**User Response:** Check for session failure and for abend by the transaction in the other system.

See Part 4 of the *CICS Problem Determination Guide* for guidance on how to get more help with this problem.

**Module:** DFHZARM

#### AZCC

**Explanation:** The failing transaction has sent function management data to a transaction running in a system that does not provide support for application function management data.

**System Action:** The task is abnormally terminated with a CICS/VSE transaction dump.

**User Response:** Check that the remote system can support application function management data.

**Module:** DFHZARM

#### AZCD

**Explanation:** An intersystem logic error has been detected during LU6.2 mapped processing. The length of application data that is to be received (as determined from the LL fields and concatenation flags) does not match the length actually received. CICS determines the length of application data that is to be received from the LL fields and concatenation flags. However, CICS has not received all of the data that is expected.

**System Action:** The task is abnormally terminated with a CICS/VSE transaction dump.

**User Response:** Keep the dump and contact your IBM Support Center.

**Module:** DFHETL, DFHZARM



---

**AZCE**

**Explanation:** An intersystem error has been detected during LU6.2 mapped processing. The length of application data that is to be received (as determined from the LL fields and concatenation flags) exceeds the CICS implementation limit of 65000.

**System Action:** The task is abnormally terminated with a CICS/VSE transaction dump.

**User Response:** Reduce the amount of data that the transaction in the remote system is transmitting to CICS.

**Module:** DFHETL, DFHZARM

---

**AZCF**

**Explanation:** An internal logic error has been detected during APPC mapped processing. An invalid request has been passed to DFHZARL.

**System Action:** The task is abnormally terminated with a CICS/VSE transaction dump.

**User Response:** See Part 4 of the *CICS Problem Determination Guide* for guidance on how to get more help with this problem.

**Module:** DFHZARM

---

**AZCG**

**Explanation:** An internal logic error has been detected during APPC mapped processing. DFHZARM expects the TCITE passed to have been defined as APPC, TCITEILUC (TCITELUC) set on, and TCITECVT set to TCITEMAPD (to indicate a mapped conversation).

**System Action:** The task is abnormally terminated with a CICS/VSE transaction dump.

**User Response:** See Part 4 of the *CICS Problem Determination Guide* for guidance on how to get more help with this problem.

**Module:** DFHZARM

---

**AZCH**

**Explanation:** Sense code 0889xxxx has been received unexpectedly during the processing of APPC mapped data.

This represents a violation of the APPC architecture by the remote system.

**System Action:** The task is abnormally terminated with a CICS/VSE transaction dump.

**User Response:** See Part 4 of the *CICS Problem Determination Guide* for guidance on how to get more help with this problem.

**Module:** DFHETL, DFHZARM

---

**AZCI**

**Explanation:** The processing of APPC mapped data requires generation of an APPC attach FMH with default values. In particular, the sync level requested is defaulted to 2. However, the session that is to be used has been bound with a sync level of 1.

**System Action:** The task is abnormally terminated with a CICS/VSE transaction dump.

**User Response:** Check that:

1. The entry in the TCT for the remote system has been defined with parallel sessions.
2. The remote system is capable of supporting a sync level of 2.

**Module:** DFHZARM, DFHZARQ

---



---

**AZCJ**

**Explanation:** An APPC structured field with GDS ID X'12F1' (null data) has been sent to a remote system that does not support the receipt of these fields. The remote system has responded negatively and has terminated the conversation.

**System Action:** The task is abnormally terminated with a CICS/VSE transaction dump.

**User Response:** The problem is in the remote system. See Part 4 of the *CICS Problem Determination Guide* for guidance on how to get more help with this problem.

**Module:** DFHZARM

---

**AZCP**

**Explanation:** Logic error in ZCP. An allocation request for a starting task cannot be satisfied.

**System Action:** The task is abnormally terminated with a CICS/VSE transaction dump.

**User Response:** Keep the dump and contact your IBM Support Center.

**Module:** DFHZSUP

---

**AZIE**

**Explanation:** An interregion communication (IRC) ISSUE ERROR or ISSUE ABEND flow has been received in violation of IRC protocols. This is caused by a CICS/VSE logic error. ISSUE ERROR and ISSUE ABEND are not available to IRC or MRO distributed transaction processing applications. They are for CICS/VSE internal use only.

**System Action:** The task is abnormally terminated with a transaction dump.

**User Response:** See Part 4 of the *CICS Problem Determination Guide* for guidance on how to get more help with this problem.

**Module:** DFHZARQ

---

**AZI1**

**Explanation:** An IRC data transmission request has been issued, but cannot be completed because the transmission protocol has been violated.

**System Action:** The task is abnormally terminated with a CICS/VSE transaction dump.

**User Response:** See Part 4 of the *CICS Problem Determination Guide* for guidance on how to get more help with this problem.

**Module:** DFHZARQ

---

**AZI2**

**Explanation:** An IRC data transmission request has been issued, but cannot be completed. This may be because:

- The interregion module DFHIRP has rejected the transmission request.
- Internal IRC protocol has been violated.
- The connected transaction running on a connected CICS/VSE subsystem has abended when it could not inform the other side of the abend; this can happen:
  - If the connected transaction is purged while processing is occurring under the other transaction – that is, the one that receives the AZI2 abend; or
  - If the AZI2 transaction is on an application that function-ships EXEC CICS START NOCHECK requests, and one of the requests fails to execute successfully in the remote CICS/VSE subsystem.

**System Action:** The task is abnormally terminated with a CICS/VSE transaction dump. If the abend was caused by DFHIRP rejecting the request the dump will contain DFHIRP's

return code in the field TCTEIRET for the TCTTE representing the failed IRC session. The address of this TCTTE is in Field B of the trace entry representing the DFHTC data transmission request.

The meanings of the DFHIRP return codes are given in the copybook, DFHIRSDS.

**User Response:** If the abend was caused by the connected transaction on a connected CICS subsystem being abended, no action is necessary. Otherwise, assistance may be required. See Part 4 of the *CICS Problem Determination Guide* for guidance on how to get more help with this problem.

**Module:** DFHZARQ

#### AZI3

**Explanation:** A terminal control request issued by an application to a remotely-owned terminal failed because the conversation with the other system failed.

**System Action:** The task is abnormally terminated with a CICS/VSE transaction dump.

**User Response:** See Part 4 of the *CICS Problem Determination Guide* for guidance on how to get more help with this problem.

**Module:** DFHZARQ

#### AZI4

**Explanation:** An IRC data transmission request has been issued, but cannot be completed because the other system has become unavailable for interregion communication.

**System Action:** The task is abnormally terminated with a CICS/VSE transaction dump.

**User Response:** Rerun the transaction when IRC is available.

**Module:** DFHZARQ

#### AZI5

**Explanation:** An IRC data transmission request has been issued, but the data sent by the connected system in response to the request violated IRC protocols.

**System Action:** The task is abnormally terminated with a CICS/VSE transaction dump.

**User Response:** See Part 4 of the *CICS Problem Determination Guide* for guidance on how to get more help with this problem.

**Module:** DFHZARQ

#### AZI6

**Explanation:** The transaction was connected to another transaction in another CICS/VSE system via an IRC link. This other transaction has abended.

**System Action:** The task is abnormally terminated with a CICS/VSE transaction dump.

**User Response:** Correct the cause of the abend in the connected transaction.

**Module:** DFHZARQ

#### AZI8

**Explanation:** The error log data received with an ISSUE-ABEND flow on an IRC connection was not in the correct format.

**System Action:** The task is abnormally terminated with a CICS/VSE transaction dump.

**User Response:** See Part 4 of the *CICS Problem Determination Guide* for guidance on how to get more help with this problem.

**Module:** DFHZIS1

#### AZTA

**Explanation:** The task does not own a terminal as its principal facility.

**System Action:** The task is abnormally terminated with a CICS/VSE transaction dump.

**User Response:** See Part 4 of the *CICS Problem Determination Guide* for guidance on how to get more help with this problem.

**Module:** DFHZTSP

#### AZTB

**Explanation:** An attempt to install a remote terminal in this CICS/VSE system has failed. This abend can also occur if the CITS, CDTS, CMTS, and CFTS transactions are not available.

**System Action:** The task is abnormally terminated with a CICS transaction dump.

**User Response:** Ensure that the CITS, CDTS, CMTS and CFTS transactions have been correctly installed. If they have, you will require assistance. See Part 4 of the *CICS Problem Determination Guide* for guidance on how to get more help with this problem.

**Module:** DFHZTSP

#### AZTC

**Explanation:** An error response received from DFHXTP when it is invoked to perform transformation 2.

**System Action:** The task is abnormally terminated with a CICS/VSE transaction dump.

**User Response:** See Part 4 of the *CICS Problem Determination Guide* for guidance on how to get more help with this problem.

**Module:** DFHZTSP

#### AZTD

**Explanation:** An error response received from DFHXTP when it is invoked to perform transformation 3.

**System Action:** The task is abnormally terminated with a CICS/VSE transaction dump.

**User Response:** See Part 4 of the *CICS Problem Determination Guide* for guidance on how to get more help with this problem.

**Module:** DFHZTSP

#### AZTE

**Explanation:** An error response received from DFHXTP when it is invoked to perform transformation 4.

**System Action:** The task is abnormally terminated with a CICS/VSE transaction dump.

**User Response:** See Part 4 of the *CICS Problem Determination Guide* for guidance on how to get more help with this problem.

**Module:** DFHZTSP

#### AZTG

**Explanation:** An attempt has been made to attach a task on a remotely-owned terminal without an intersystem TCTTE as its principal facility.

**System Action:** The task is abnormally terminated with a CICS/VSE transaction dump.

**User Response:** See Part 4 of the *CICS Problem Determination*

## AZTH • AZTS

*Guide* for guidance on how to get more help with this problem.

**Module:** DFHZTSP

---

### AZTH

**Explanation:** An error response was received from the remote terminal control macro.

**System Action:** The task is abnormally terminated with a CICS/VSE transaction dump.

**User Response:** See Part 4 of the *CICS Problem Determination Guide* for guidance on how to get more help with this problem.

**Module:** DFHZTSP

---

### AZTI

**Explanation:** An attempt has been made to attach a task on a remotely-owned terminal, but the terminal is not defined in this system as a remotely owned terminal. Alternatively, another task holds a lock on this terminal.

**System Action:** The task is abnormally terminated with a CICS/VSE transaction dump.

**User Response:** Inform your system programmer. Ensure that the terminal control table definitions in the systems involved are correct. If they are, ensure that no other tasks have locks held on the terminal; for example, CECI INQUIRE (TERMID).

**Module:** DFHZTSP

---

### AZTJ

**Explanation:** A task requires a VTAM terminal, and an attempt has been made to attach that task to a remotely-owned non-VTAM terminal.

**System Action:** The task is abnormally terminated with a CICS/VSE transaction dump.

**User Response:** Inform your system programmer. Ensure that the terminal control table definitions in the systems involved are correct.

**Module:** DFHZTSP

---

### AZTK

**Explanation:** A task requires a non-VTAM terminal, and an attempt has been made to attach that task to a remotely-owned VTAM terminal.

**System Action:** The task is abnormally terminated with a CICS/VSE transaction dump.

**User Response:** Inform your system programmer. Ensure that the terminal control table definitions in the systems involved are correct.

**Module:** DFHZTSP

---

### AZTL

**Explanation:** An attempt has been made to attach a task to a remotely-owned terminal that cannot be used to run this transaction.

**System Action:** The task is abnormally terminated with a CICS/VSE transaction dump.

**User Response:** Inform your system programmer. Ensure that the terminal control table definitions in the systems involved

**Module:** DFHZTSP

---

### AZTM

**Explanation:** The data received from the remote system does not contain an FMH.

**System Action:** The task is abnormally terminated with a CICS/VSE transaction dump.

**User Response:** See Part 4 of the *CICS Problem Determination Guide* for guidance on how to get more help with this problem.

**Module:** DFHZTSP

---

### AZTN

**Explanation:** Conversation with a remote system has been unexpectedly terminated.

**System Action:** The task is abnormally terminated with a CICS/VSE transaction dump.

**User Response:** See Part 4 of the *CICS Problem Determination Guide* for guidance on how to get more help with this problem.

**Module:** DFHZTSP

---

### AZTO

**Explanation:** The TCTTE ownership chain is in error.

**System Action:** The task is abnormally terminated with a CICS/VSE transaction dump.

**User Response:** See Part 4 of the *CICS Problem Determination Guide* for guidance on how to get more help with this problem.

**Module:** DFHZTSP

---

### AZTP

**Explanation:** A BMS TYPE=STORE request issued on behalf of a remote transaction failed.

**System Action:** The task abnormally terminates with a CICS/VSE transaction dump.

**User Response:** See Part 4 of the *CICS Problem Determination Guide* for guidance on how to get more help with this problem.

**Module:** DFHZTSP

---

### AZTQ

**Explanation:** Invalid BMS data received from remote system.

**System Action:** The task is abnormally terminated with a CICS/VSE transaction dump.

**User Response:** See Part 4 of the *CICS Problem Determination Guide* for guidance on how to get more help with this problem.

**Module:** DFHZTSP

---

### AZTR

**Explanation:** A BMS TYPE=PAGEOUT request issued on behalf of a remote system failed.

**System Action:** The task is abnormally terminated with a CICS/VSE transaction dump.

**User Response:** Inform your system programmer. Ensure that the required BMS support has been generated.

**Module:** DFHZTSP

---

### AZTS

**Explanation:** An attempt to ship data to a remote system failed.

**System Action:** The task is abnormally terminated with a CICS/VSE transaction dump.

**User Response:** Investigate why the conversations with the remote system failed. The transaction on the remote system has probably been abended or the session has failed. If this is the first attempt to use the remote system, check for abend AZTI in the remote system.

**Module:** DFHZTSP

#### AZTU

**Explanation:** The task does not own the link TCTTE after a sync point has been taken.

**System Action:** The task is abnormally terminated with a CICS/VSE transaction dump.

**User Response:** See Part 4 of the *CICS Problem Determination Guide* for guidance on how to get more help with this problem.

**Module:** DFHZTSP

#### AZTV

**Explanation:** An invalid FMH has been received from the remote system.

**System Action:** The task is abnormally terminated with a CICS/VSE transaction dump.

**User Response:** See Part 4 of the *CICS Problem Determination Guide* for guidance on how to get more help with this problem.

**Module:** DFHZTSP

#### AZTW

**Explanation:** An attempt was made to attach a task on a remotely-owned terminal that was already running a task.

**System Action:** The task is abnormally terminated with a CICS/VSE transaction dump.

**User Response:** Ensure that the terminal control table definitions in the systems involved are correct.

**Module:** DFHZTSP

#### AZTX

**Explanation:** An attempt was made to attach a task on a remotely-owned terminal. This terminal was in a routing session with a third system.

**System Action:** The task is abnormally terminated with a CICS/VSE transaction dump.

**User Response:** Ensure that the terminal control table definitions in the systems involved are correct.

**Module:** DFHZTSP

#### AZVA

**Explanation:** DFHZTSP has abended while transaction CITS was performing an install. A possible reason is that DFHZTSP has timed out while CITS was attaching a task in the application-owning region.

This problem could be caused by a lack of storage.

**System Action:** The task is abnormally terminated with a CICS/VSE transaction dump.

**User Response:** Retry the transaction when the system is less busy.

For further guidance on dealing with storage problems, see the *CICS Problem Determination Guide*.

**Module:** DFHZATS

#### AZVB

**Explanation:** DFHZCQ has failed to create a remote terminal definition.

**System Action:** The task is abnormally terminated with a CICS/VSE transaction dump.

**User Response:** See any messages associated with the install failure for further guidance. If no associated messages are issued, you will require assistance. See Part 4 of the *CICS Problem Determination Guide* for guidance on how to get more help with this problem.

**Module:** DFHZATS

#### AZVC

**Explanation:** DFHZATS has encountered an error outside the scope of a specific abend handling routine.

**System Action:** The task is abnormally terminated with a CICS/VSE transaction dump.

**User Response:** See Part 4 of the *CICS Problem Determination Guide* for guidance on how to get more help with this problem.

**Module:** DFHZATS

#### AZVD

**Explanation:** An unexpected error has occurred in the terminal install procedure of DFHZATS.

**System Action:** The task is abnormally terminated with a CICS/VSE transaction dump.

**User Response:** See Part 4 of the *CICS Problem Determination Guide* for guidance on how to get more help with this problem.

**Module:** DFHZATS

#### AZVE

**Explanation:** DFHZATS has attempted to install a remote terminal with the same terminal ID as an existing terminal on the remote system.

**System Action:** The task is abnormally terminated with a CICS/VSE transaction dump.

**User Response:** Change the terminal names to ensure that a duplicate does not occur in the same system.

**Module:** DFHZATS

#### AZVF

**Explanation:** An attempt has been made to start one of the remote install or delete transactions of DFHZATS (CITS, CDTS, CFTS, and CMTS) from a user terminal. These DFHZATS transactions are not terminal related tasks. They can only be started internally by CICS/VSE.

**System Action:** The task is abnormally terminated with a CICS/VSE transaction dump.

**User Response:** Do not attempt to issue these CICS/VSE system tasks.

**Module:** DFHZATS

#### AZVG

**Explanation:** DFHZATS has encountered an error in remote delete processing.

**System Action:** The task is abnormally terminated with a CICS/VSE transaction dump.

**User Response:** See Part 4 of the *CICS Problem Determination Guide* for guidance on how to get more help with this problem.

**Module:** DFHZATS



## AZVH • AZXB

---

### AZVH

**Explanation:** DFHZATS has encountered an error in remote delete processing during the attempted mass deletion of remote terminals.

**System Action:** The task is abnormally terminated with a CICS/VSE transaction dump.

**User Response:** See Part 4 of the *CICS Problem Determination Guide* for guidance on how to get more help with this problem.

**Module:** DFHZATS

---

### AZVI

**Explanation:** DFHZATS has encountered an error in remote delete processing during the attempted deletion of a single terminal.

**System Action:** The task is abnormally terminated with a CICS/VSE transaction dump.

**User Response:** See Part 4 of the *CICS Problem Determination Guide* for guidance on how to get more help with this problem.

**Module:** DFHZATS

---

### AZVJ

**Explanation:** DFHZATS has encountered an error during mass delete processing.

**System Action:** The task is abnormally terminated with a CICS/VSE transaction dump.

**User Response:** See Part 4 of the *CICS Problem Determination Guide* for guidance on how to get more help with this problem.

**Module:** DFHZATS

---

### AZVK

**Explanation:** DFHZATS has encountered an error during single delete processing.

**System Action:** The task is abnormally terminated with a CICS/VSE transaction dump.

**User Response:** See Part 4 of the *CICS Problem Determination Guide* for guidance on how to get more help with this problem.

**Module:** DFHZATS

---

### AZVL

**Explanation:** DFHZATS has encountered an error during the attempted mass flagging of terminals for deletion.

**System Action:** The task is abnormally terminated with a CICS/VSE transaction dump.

**User Response:** See Part 4 of the *CICS Problem Determination Guide* for guidance on how to get more help with this problem.

**Module:** DFHZATS

---

### AZXA

**Explanation:** Unexpected ABEND or response from EXEC CICS command.

**System Action:** DFHZXCU abends

**User Response:** See message DFH64921I

**Module:** DFHZXCU

---

### AZXB

**Explanation:** Catalog record too long for buffer (variable CUBUFFER). The second insert gives the required length.

**System Action:** DFHZXCU abends

**User Response:** See message DFH64921I

**Module:** DFHZXCU

---

## DL/I Task Abends

If an abend occurs in a DL/I task running in a CICS/VSE partition, the transaction abends without returning control to the application program. CICS/VSE issues a message that includes a DL/I abend code. Table 10 explains the codes relating to the main categories of DL/I abends.

Table 10. DL/I abend categories

Code	Explanation
<i>Dnnn</i>	See DL/I error message DLZ <i>nnn</i> .
DACT	A TERM call was issued by a program not defined in the ACT.
DBPC	DLZBPC00 (MPS batch partition controller task) terminated abnormally.
DH <i>xx</i>	An application program using the HLPI terminated abnormally. <i>xx</i> is the DL/I PCB status code associated with the terminating transaction.  You can intercept status code abends with an EXEC CICS HANDLE ABEND command. The ABEND exit routine can attempt to correct the error and return control to the transaction. <b>Note:</b> ABENDs cannot be intercepted in batch or MPS batch environments.
DLPV	A system scheduling call was issued with an invalid password.
DMPC	DLZMPC00 (MPS master partition controller task) terminated abnormally.
<i>Ennn</i>	See DL/I error message DLZ <i>nnn</i> in the <i>DL/I Messages and Codes manual</i> (In this case, the termination cannot be noted on the transient data destination CSMT.)

## CICS/VSE Transaction Abend Codes

---

## VSE/Advanced Functions Codes and SVC Errors

---

### VSE/Advanced Functions Wait Codes

The system indicates the reason for a wait condition in one of the following ways:

1. By setting a specific code into the address part of the current (wait) PSW. Use the hardware Alter/Display feature to display of this value.
2. By setting a specific wait code into bytes 0 through 3 of processor storage. There may also be a console message displayed.
3. By setting a PSW wait code and a combined error code/device address in storage bytes 0-3. The SDAID function sets this combined code.

For a hard-wait condition, a new system start-up is the only recovery method. If a wait code indicates a condition which does not require a new system start-up, then the action recommendation includes appropriate instructions.

If a certain hard-wait condition recurs, contact IBM for a search of its known-problems data base. For error information to be collected and held available, see *z/VSE Guide for Solving Problems*.

Whenever a wait condition occurs and the system does not display a message, check first for a code that may have been set into the address part of the current PSW. If this area does not contain a valid wait code, check bytes 0 through 3 of processor storage. Both types of wait codes are listed in this chapter.

In the lists of possible wait codes, a value designated *xx* is either a variable, or not significant for analyzing the code. All codes are given in hexadecimal notation.

### Wait Codes in the Address Part of the Current PSW

Certain programs supply a reason for a wait condition by setting a code into the address part (bits 40 through 63 - or the rightmost three bytes) of the current PSW. You can display these values by using your processor's alter/display function. How to use this function is described in the processor's *Operating Procedures* manual.

#### Notes:

1. 00001000 in the address portion of the PSW indicates a hard wait condition. The hard wait code can be found in low core storage bytes 0 through 3. In a dump, this code is in SYSCOM +4.
2. 00001000 in the address portion of the PSW indicates a hard wait during IPL (BOOTSTRAP). The hard wait code can be found in low core storage starting at byte 0.



### Codes Set by the Stand-Alone Dump Program

The stand-alone dump program enters the wait state either after completing successfully, or when it cannot recover from an error. The dump program always issues a "successful completion" message unless the console device that initiated the program is different from the one that created it. In this case, the stand-alone dump program enters the wait state without issuing a message.

The values set by the program are:

CE 00 00	Successful completion of a stand-alone dump request.
CE 00 01	An I/O error occurred after a SSCH operation was issued for the dump-output device.
CE 00 02	The dump-output device is not operational.
CE 00 04	A channel error occurred on the dump-output device.
CE 00 08	A permanent I/O error occurred on the dump-output device. The original error was re-tried and found to be unrecoverable. When this code occurs, the stand-alone dump program stores 24 bytes of sense information at processor storage location 0.
CE 00 10	An I/O error occurred during error recovery processing. This indicates an error other than that for which error recovery is being performed. When this code occurs, the stand-alone dump program stores 24 bytes of sense information at processor storage location 0.
CE 00 20	Unrecoverable tape error.
CE 00 40	A console I/O error occurred during the processing of the stand-alone dump program.
CE 00 80	End of extent on stand-alone dump disk.
CE 01 00	I/O error during tape IPL.
CE 04 00	A program check occurred during IPL of the dump program (DMPROG).
CE 08 00	A program check occurred during virtual storage dump preparation.
CE 10 00	A program check occurred while dumping virtual storage in IJBXDM10.
CE 20 00	A program check occurred while shifting the dump program (DMPROG) to the storage limit.
CE 40 00	A program check occurred while creating the VSE control block or HC message symptom record section 6 (modules IJBXDM8 or 9).

### Codes Set During IPL (BOOTSTRAP) Starting at Byte 0

00001000 in the address portion of the PSW indicates a hard wait condition. An indication of the failure can be found in low core storage starting at byte 0. The conditions that can cause this hard wait are as follows:

C1 E2	Machine check on clear storage.
07 E6 cc uu	IPL input/output error. In the code: cc uu = device number

Possible errors are:

## VSE/Advanced Functions Wait Codes

- I/O error on SYSRES. Start up the system using a different (backup) system residence volume.  
**Attention:** If you use the disk swap method to find out whether you have a faulty volume or a faulty drive, ensure that no head crash had occurred. Damage caused by a head crash could be propagated to another drive or another volume.
- I/O error on stand-alone tape. Either the tape is not readable or it may contain incorrect data. Start up the system using a different tape drive or a different stand-alone tape.
- I/O error on the system console. Press ENTER on the keyboard of an operational console, or reIPL using a different console as system console (for example, the integrated console).
- I/O error on the communication device. If you use interactive IPL and the system displays this code after having reached the normal IPL-wait point, follow the IPL procedures.
- A hang or busy condition exists for the indicated device. If the error persists after retry, then DElete the device from the IPL command or offline the device.
- Your IOCDS definitions may be incorrect. So carefully check the definitions of your I/O configuration.

- 07 E6 C3 E2** Console router error 'CS'.  
• First retry IPL with another console as system console. If the error recurs, it is a system error, that needs IBM attention.
- 07 E6 C9 C3** Integrated Console error 'IC'.  
• This may be a hardware malfunction. Retry IPL. If the error recurs, reIPL with another console as system console.
- cc* **00 0F D0** Error during IPL. IPL terminated. 'cc' is the supervisor cancel code.
- F0 C9 F0 F0 C1**  
Storage is too small. See message 0I00A for details.
- F0 C9 F0 F1 C1**  
Incorrect SYSRES format. See message 0I01A for details.
- F0 C9 F0 F6 C1**  
Unknown SYSRES device type. See message 0I06A for details.
- F0 C9 F0 F7 C1**  
Phase \$\$A\$IPLR not found. See message 0I07A for details.
- F0 C9 F1 F4 C1**  
Unexpected return from service call. See message 0I14A for details.
- F0 C9 F6 F8 C1 F0 F2**  
Unsupported hardware. See message 0I68A, RC=2, for details.
- F0 C9 F5 F4 C1**  
Phase not found; phase name is appended. See message 0I54A for details.
- F0 D1 F1 F7 C1**  
Too many devices defined in IOCDS. See message 0J17A for details.
- F0 D1 F5 F0 C1**  
Unsupported SYSLOG device. See message 0J50A for details.

## VSE/Advanced Functions Wait Codes

### Codes Set During System Operation

These codes are also set in the wait PSW bytes 4-7, and come from either the SDAID function or the system itself.

- 00 EE EE** When external interrupts are disabled in the current PSW (byte 0, bit 7 off), then the system operator console has a permanent error which needs operator intervention.
- Ready the device and continue by pressing the PSW restart key.
- When external interrupts are enabled, SDAID was tracing an event for which the HALT option was specified, and the event occurred. You can respond in either of two ways:
1. Continue processing by pressing the external interrupt key. Processing continues until the event recurs.
  2. Cancel the HALT option by entering X'FF' in storage location 00, and press the external interrupt key. Tracing continues without HALT.
- 00 F0 00** The system waits for a software-initiated Power Off to be done. This wait code occurs only momentarily before Power Off; therefore, it is not normally displayable.
- EE EE EE** An 'intervention required' condition occurred during SDAID output. Processor storage bytes 0 and 1 contain an error code; bytes 2 and 3 hold the address of the SDAID output device. The error SDAID codes are described in the following section.
- Make the device ready and then press the external interrupt key to continue trace operation. If you press the external interrupt key without making the output device ready, SDAID stops trace data collection. On the next STOPSD statement, SDAID issues an error message. A final ENDSD statement releases all resources allocated to SDAID.

### Codes in Storage Bytes 0 Through 3

A wait condition can set either a cancel code, a wait code, or an SDAID error/address code in the lowest four bytes (0-3) of processor storage. If a hard wait occurs during IPL, byte 0 may contain a cancel code. In that case, bytes 0 through 3 contain data in the format described in "VSE/Advanced Functions Cancel Codes" on page 733. All other error and wait codes in bytes 0 through 3 are described below:

- 00 00 00 00** SDAID Stop on Event. Press the external interrupt key to have the system continue processing.
- 00 00 0C CC** An unrecoverable console-display error occurred (see also Note 1 on page 731).
- 00 00 0F E4** The system needs and cannot find either or both of the phases \$\$RAST14 and \$\$RAST15. These phases are to be cataloged into the library; any programs that failed as a result of this error have to be rerun.
- 00 00 0F ED** System error (see also Note 1 on page 731). Either:
- Inconsistent supervisor control blocks (for example the TCB pointer in the low address range of storage and the current TIB) do not match, or
  - The function (or routine) to receive control is not in the system (for example, a VTAM routine is to receive control, but VTAM is not up and running).

## VSE/Advanced Functions Wait Codes

00 00 0F F1	The system's page manager routines detected a system error (see also Note 1 on page 731).
00 00 0F F4	Failure to find a \$Axxxx transient phase (see also Note 1 on page 731); the name of the phase is recorded in ERBLOC, a control block in the supervisor.
00 00 0F F5	The TFIX count is higher than the maximum value or became minus. (see also Note 1 on page 731).
00 00 0F F6	I/O error during update of SLD.
00 00 0F F7	No copy blocks are available for a BTAM-ES appendage-I/O request (see also Note 1 on page 731).
00 00 0F F8	A CRT (console display) phase is not cataloged (see also Note 1 on page 731).
00 00 0F F9	An error occurred during page I/O (see also Note 1 on page 731).
00 00 0F FA	The system encountered an address-translation specification exception (see also Note 1 on page 731).
00 00 0F FB	A page fault occurred in a supervisor routine with identifier RID set to X'00' (see also Note 1 on page 731 below).
00 00 0F FE	An I/O error occurred during a fetch from the system library (see also Note 1 on page 731 below).
00 00 0F FF	A program check occurred within privileged code (see also Note 1 on page 731). Examine the program-old PSW to find the instruction that caused this program check.
<i>nn Cn cc uu</i>	In this code: <i>nn</i> = Any value from 08 to 60, representing <i>xx</i> in the message identifier 0P <i>xx</i> t. Refer to the corresponding message explanation in the 0xxxx list of messages. <i>Cn</i> = C1 or C4. <i>cc</i> = Channel number <i>uu</i> = Unit number  After having corrected the problem, press the Interrupt key for processing to continue.
62 C1 <i>aa aa</i>	(SDAID error code) End-of-tape condition on output tape. The value <i>aa aa</i> is the SDAID output device address. Mount a new tape, ready the device, and press the external interrupt key.
62 C5 <i>aa aa</i>	(SDAID error code-see Codes Set During System Operation for action to take) Intervention required--device not ready. The value <i>aa aa</i> is the SDAID output device address.
62 E2 <i>aa aa</i>	(SDAID error code). Check Byte 4 of virtual storage for an error-recovery action code. and perform device recovery by following the instructions given in the hardware manual provided with the device. Then press the external interrupt key.
C1 00 <i>nn xx</i>	For an explanation of <i>nn</i> , see Note 2 on page 731.  An unrecoverable machine check occurred. If this happens during IPL (or IPL part of your system start-up), byte 1 is set to X'E2' and the contents of bytes 2 and 3 are irrelevant. Perform system start-up.



## VSE/Advanced Functions Wait Codes

<b>C2 00 AA xx</b>	An irrecoverable channel check occurred during FETCH. Perform system start-up.
<b>C3 00 nn xx</b>	For an explanation of <i>nn</i> , see Note 2 on page 731. An unrecoverable channel check occurred on the channel used for paging. Perform system start-up.
<b>C5 00 nn xx</b>	For an explanation of <i>nn</i> , see Note 2 on page 731. No ECSW was stored. This is probably a hardware error. Perform system start-up.
<b>C7 00 nn xx</b>	For an explanation of <i>nn</i> , see Note 2 on page 731. The channel address was invalid. Perform system start-up.
<b>C8 00 nn xx</b>	For an explanation of <i>nn</i> , see Note 2 on page 731. A channel failure. The system tried to write an RMS message to the SYSLOG device. Perform system start-up.
<b>F0 C4 F3 F8</b>	The SYSLOG device, a display operator console, is not ready. Ready the device.
<b>F0 C9 F0 F0</b>	Processor storage is too small to hold the IPL-bootstrap routines (for supervisor load). For recommended action, refer to the explanation given for message 0I00A.
<b>F0 C9 F0 F2</b>	The IPL routines could not find the requested supervisor. Perform system start-up by submitting data as if you had to respond to message 0I03D.
<b>F0 C9 F0 F6</b>	One of the following: <ul style="list-style-type: none"><li>• The device type of the system residence device cannot be identified.</li><li>• The volume label (VOL1) or format-4 label on the volume contains invalid information.</li><li>• The volume was initialized incorrectly or not at all.</li></ul> Check whether the correct volume was mounted. Repeat system start-up.
<b>F0 C9 F0 F7</b>	IPL phase not found. Ensure that the correct disk volume is mounted. If the correct volume is mounted, report the wait code to your programmer and follow the instructions that you get.
<b>F0 C9 F0 F8</b>	This code occurs with supervisor message 0I08A, indicating a microprogram load error. Reload the microprogram, and then specify a virtual storage size equal to or greater than the size of the actual processor storage. <ul style="list-style-type: none"><li>• The device type of the system residence device cannot be identified.</li><li>• The volume label (VOL1) or format-4 label on the volume contains invalid information.</li><li>• The volume was initialized incorrectly or not at all.</li></ul> Check whether the correct volume was mounted. Repeat system start-up.
<b>F0 C9 F0 F7</b>	IPL phase not found. Ensure that the correct disk volume is mounted. If the correct volume is mounted, report the wait code to your programmer and follow the instructions that you get.
<b>F0 C9 F0 F8</b>	This code occurs with supervisor message 0I08A, indicating a

microprogram load error. Reload the microprogram, and then specify a virtual storage size equal to or greater than the size of the actual processor storage.

- F0 C9 F1 F4** This code occurs with message 0I14A, indicating a service call exceptional condition. A service call READ SCP instruction to check the hardware processing mode of the IPLed processor ('Processor Resource / System Manager PR/SR', for example) failed due to the following reasons:
- Any other program check interruption code than 'Operation Exception' (X'0001').
  - SCLP not operational.
  - Any other READ SCP response code than 'Normal Completion' (X'0010').

Refer to message 0I14A for recommended action.

- xx 00 0F D0** This is a cancel code format. Refer to the following section defining cancel codes. The value *xx* is the cancel code.

### Notes:

1. The wait code is set also into bytes 4 through 7 of the system communication region.
2. Byte 2 may contain one of the following hexadecimal values:
  - C1 = SYSREC recording unsuccessful.
  - C9 = SYSREC recording incomplete.
  - E2 = SYSREC recording successful - Run EREP  
(The byte is not set by the system if the hard wait occurred during IPL).

When this hard wait occurs, the system's RMS routines usually set the address part of the wait PSW to X'00EEEEEE'.

If the problem recurs, run the Log Analysis display as described in the Operating Manual for your computer system's processor. Save the output of the editing program for problem determination.

3. For the VSE stand-alone dump program any combination of hard wait codes is possible. So *CE 00 50* is a combination of *CE 00 10* and *CE 00 40*.

### SDAID Device Error Codes

The following is an explanation of the error codes given in message 4C01A. The error codes describe a hardware problem on the SDAID output device.

- 62 C1 End-of-tape condition on output tape.
- 62 C2 Device not operational.
- 62 C3 Device busy by supervisor.
- 62 C4 Control unit busy.
- 62 C5 Intervention required--device not ready.
- 62 C6 Channel error.
- 62 C7 Bus out check.
- 62 C8 UCS parity | data converter check.
- 62 C9 Undetermined error.
- 62 D2 Command reject.
- 62 D4 Invalid I/O function requested.
- 62 D6 No print buffer available.
- 62 D7 Maximum number of write retries exceeded.
- 62 D8 Maximum time exceeded.
- 62 D9 Unusual command sequence.
- 62 E2 Error recovery action code available.

For an error explanation, see the error recovery action code in message 4C01A.

## VSE/Advanced Functions Cancel Codes

A hard wait can set the following four-byte cancel code format in processor storage bytes 0-3:

Byte 0	Byte 1	Byte 2	Byte 3
-----	-----	-----	-----
code	00	0F	D0

This section describes the codes in hexadecimal order, and refers to messages described in this manual. Refer to the particular message description for the action to take for a given code.

Cancel Code	Associated Message	Reason for Cancellation:
00	-	The default code. Is issued by the system if none of the others applies.
08	0V16	CANCEL request from VSE/POWER.
09	0V15	CANCEL request from LIOCS.
0A	0S21	- The system's access control table is in error. - A processing error occurred during an access-control operation.
0B	0S20	Access control violation.
0C	0S19	Failure in an interactive partition of VSE/ICCF.
0D	0V13	Program check in a subsystem or appendage routine.
0E	0V14	Page fault in a subsystem or appendage routine.
0F	0P80	Invalid disk address for an FBA system disk file.
10	-	Normal EOJ.
11	0V07	No channel program translation for an unsupported device.
12	0V06	Insufficient buffer space for channel program translation.
13	0S18I	Error in channel program.
14	0V04	The page pool is too small.
15	0V02	Page fault in a disabled non-supervisor program.
17	0S02	A main task issued CANCEL with an attached subtask.
18	-	A main task issued DUMP with an attached subtask.
19	0P74	The operator responded "cancel" to an I/O error.
1A	0P73	An I/O error has occurred.
1B	0P82	A channel failure has occurred.
1C	0S14	A CANCEL ALL macro was issued in another task.
1D	0S12	A main task was terminated while a subtask was still attached.
1E	0S13	A lock-file I/O error has occurred.
1F	0P81	A failure has occurred in the processing unit.
20	0S03	A program check has occurred.
21	0S04	An invalid SVC was issued.
22	0S05	Phase not found in the accessible libraries.
23	0S02	The CANCEL macro was issued.
24	0S01	Program canceled as requested by the operator.
25	0P77	The system encountered an invalid address (outside the affected partition).
26	0P71	SYSxxx is not assigned (unassigned LUB code).
27	0P70	Undefined logical unit.
28	0S35	Phase too long for the LTA or partition.
29	0P92	Invalid library structure.
2A	0V10	An I/O error has occurred during page I/O.
2B	0P84	An I/O error has occurred during a fetch from a library.
2C	0V09	A page-fault appendage routine passed an invalid parameter to the supervisor.
2D	0P88	The affected program cannot be executed (or restarted) because of a failing storage block.
2E	0S16	The resource request to be processed is invalid (possible deadlock situation).
2F	0V03	More than 255 PFIIX requests exist for one page.



## VSE/Advanced Function Cancel Codes

Cancel Code	Associated Message	Reason for Cancellation:
30	0P72	The affected program issued a read request past /& on the SYSRDR/SYSIPT device.
32	0P76	The system encountered an invalid DASD address.
33	0P79	No long seek for a disk access.
34	0P93	GETVIS exhausted.
35	0P85	A job control open failure has occurred.
36	0V08	A page fault has occurred in an I/O appendage routine.
38	0V11	Error in a CCW translated by a user-written routine.
39	0V12	Invalid CCW chain for the SYSLOG device.
3A	0V17	Spool request out of sequence.
3B	0V18	Cancel request from VSE/OCCF.
3C	0V19	Cancel request from VSE/OCCF.
3D	0P95	PFI request failed.
40	0V95	Termination of task by VTAM.
41	0V96	Invalid VTAM condition.
42	0P86	DASD file-protection exception: the failing program attempted to access a location beyond extent limits.
43	0P94	The program cannot be run in dynamic partitions.
44	0S22	Security manager error.
45	0S17	Execution mode violation.
46	0S15	Error when using data space services.
47	0S11	A task terminated abnormally.
48	ABEND code, reason and subreason code, macro name	An OS/390 cancel condition occurred for a program executing in OS/390 mode. This is the VSE cancel code raised for all ABEND codes documented above. The system issues message 0S27I.
49	ABEND reason code as specified	A program executing in OS/390 mode issued an ABEND macro. The system issues message 0S28I.
4A	Jobname	A program executing in x-memory mode is cancelled because its service provider terminated. The system issues message 0S37I.
FF	-	Job is canceled during job control
xx	0P78	Unrecognized cancel code.

## OS/390 API Abend Codes

<i>Abend Code</i>	<i>Reason Code</i>	<i>Subreason Code</i>	<i>Explanation</i>
01D			DSPSERV macro processing found a non-environmental error.
052			A program incorrectly issued a cross memory service Program Call. Register 15 contains a hexadecimal reason code in the form xxyy, where x identifies the macro that was issued, and yy identifies the error.
	01yy		<b>The program issued an LXRES macro.</b>
	0101		A reserved field in the parameter list is not 0. Register 5 contains the first word of the parameter list.
	0102		The format number field in the parameter list is not valid. Register 5 contains the first word of the parameter list.
	0103		The request count in the linkage index (LX) list is not valid. Register 5 contains the request count.
	02yy		<b>The program issued an LXFRE macro.</b>
	0201		A reserved field in the parameter list is not 0. Register 5 contains the first word of the parameter list.
	0202		The format number field in the parameter list is not valid. Register 5 contains the first word of the parameter list.
	0203		The request count in the linkage index (LX) list is not valid. Register 5 contains the first word of the parameter list.
	0211		A linkage index (LX) is incorrect. Register 5 contains the incorrect LX.
	0212		A linkage index (LX) is not owned by the current partition. Register 5 contains the incorrect LX.
	0213		A linkage index (LX) is incorrect because it is a system LX. Register 5 contains the linkage index.
	0214		A linkage index (LX) has one or more entry tables connected and the LXFRE macro did not specify FORCE=YES.
	0215		A linkage index (LX) appeared more than once in the LX list.
	03yy		<b>The program issued an ETCRE macro.</b> Register 2 contains the index of the entry in which the error was found.
	0301		A reserved field is not equal to 0 in the header of the entry table description (ETD) specified in the ENTRIES parameter.
	0302		The format number field in the entry table description (ETD) is incorrect.
	0303		The request count in the ETDDNUM field is not valid.
	0304		The caller passed a non-zero value in register 1.
	0311		A reserved field is not equal to 0 in one of the 20-byte description elements in the entry table description (ETD) or the high order byte is not zero for a 24-bit address. Register 2 contains the entry index associated with the description element.
	0312		The program identified in one of the 20-byte description elements could not be found. Register 2 contains the entry index associated with the description element.
	0313		The entry indexes are not in ascending order. Register 2 contains the entry index that was not in ascending order.
	0315		Reserved fields in the extended portion of the entry table description (ETD) are non-zero.
	0316		Basic PC was specified or options that are valid only for a stacking Program Call (PC) were specified for a basic PC. Basic PC is not supported.
	0317		An incorrect combination of ETDPKMC and ETDPKC was specified. On the ETDEF macro, either: <ul style="list-style-type: none"> <li>• PKM=REPLACE was specified without EK.</li> <li>• EK value was not one of the keys specified in the EKM list.</li> </ul>
	0318		The extended authorization index (EAX) is not in the range of valid authorization indexes (AXs).

## OS/390 API Abend Codes

<i>Abend Code</i>	<i>Reason Code</i>	<i>Subreason Code</i>	<i>Explanation</i>
	0319		The extended authorization index (EAX) specified was not reserved by the home address space.
	0320		The name of the associated recovery routine (ARR) could not be found.
	0321		An entry table descriptor (ETD) requested that CANCEL/DETACH processing be deferred while the associated recovery routine (ARR) is running. Defer is not possible, because routine might not run in supervisor state or key 0.
	0322		An entry table descriptor (ETD) requested that CANCEL/DETACH processing or asynchronous exits be deferred while the ARR is running, but no ARR was specified.
	0323		The index specified in the entry table description (ETD) is greater than the maximum index allowed. Register 2 contains the index.
	<b>04yy</b>		<b>The program issued an ETDES macro.</b>
	0401		A reserved input field in the parameter list is not 0.
	0402		The format number field in the parameter list is not valid.
	0411		The specified token is not valid.
	0412		The program specified a token for a system entry table but did not specify PURGE=YES.
	0413		The specified token is for an entry table that the current partition does not own.
	0414		The program specified a token for an entry table that is in use, but the program did not specify PURGE=YES.
	<b>05yy</b>		<b>The program issued an ETCON macro.</b>
	0501		A reserved input field is not 0.
	0502		The format number field is not valid.
	0503		The token list count or the linkage index (LX) list count is not valid.
	0511		The token list count and the linkage index (LX) list count are not equal.
	0512		A specified linkage index (LX) is already in use. Register 2 contains the incorrect LX.
	0513		A specified linkage index (LX) is not reserved. Register 2 contains the incorrect LX.
	0514		A specified token is incorrect.
	0515		A specified token is for an entry table that is already connected to the partition's linkage table. Register 2 contains the incorrect token.
	0516		A specified token is for an entry table that is not authorized for connection. Register 2 contains the incorrect token.
	0517		An entry table and the corresponding linkage index are not owned by the same partition. Register 2 contains the LX.
	0519		A token appeared more than once in the token list. Register 2 contains the token.
	051A		A linkage index (LX) appeared more than once in the LX list.
	<b>06yy</b>		<b>The program issued an ETDIS macro.</b>
	0603		The token count is not valid. Register 2 contains the incorrect count.
	0604		The caller passed a non-zero value in register 1. Register 2 contains the value.
	0611		A specified token is incorrect. Register 2 contains the token.
	0612		The specified token is for a system entry table. Register 2 contains the token.
	0613		A specified token is for an entry table that is not connected. Register 2 contains the token.
	0614		A token appears more than once in the token list. Register 2 contains the token.
	0615		The LXFRE macro passed an incorrect address space identifier (ASID) to the ETDIS macro. Register 2 contains the incorrect ASID.

<i>Abend Code</i>	<i>Reason Code</i>	<i>Subreason Code</i>	<i>Explanation</i>
053			A program incorrectly issued a cross memory service Program Call.  Register 15 contains a hexadecimal reason code in the form xyyy, where x identifies the macro that was issued, and yy identifies the error.
	01yy		<b>The program issued an LXRES macro.</b>
	0111		The system could not reserve one or more linkage indexes (LX) because the maximum number of LXs the system supports (32) would be exceeded. Register 5 contains the number of LXs that are currently unreserved.
	0112		The program tried to reserve more than the maximum number (0) of system linkage indexes (LX).
	0199		The acronym at the beginning of a cross memory control block is incorrect. Register 5 contains the expected acronym.
	02yy		<b>The program issued an LXFRE macro.</b>
	0205		The system requested storage for a new force disconnect queue block (FDQB) in the system Getvis area. The request failed. Register 5 contains the return code from the request.
	0209		The system requested that a force disconnect queue block (FDQB) in the system Getvis area be freed. The request failed. Register 5 contains the return code from the request.
	0211		The system was building the force disconnect queue (FDQ) to process a FORCE request. The service found more than one connection description (ETIXCD) with the same address space identifier (ASID) or linkage index (LX) values while searching the entry table information block (ETIB) chain.
	0299		The acronym at the beginning of a x-mode control block is incorrect. Register 5 contains the expected acronym.
	03yy		<b>The program issued an ETCRE macro.</b>
	0301		The system requested storage for a dynamic work area in system Getvis storage but the request failed. Register 2 contains the return code from the request.
	0302		The system requested storage in the system Getvis storage, but the request failed. Register 2 contains the return code from the request.
	04yy		<b>The program issued an ETDES macro.</b>
	0406		The system requested that storage in the system Getvis area be freed, but the request failed. Register 2 contains the return code from the request.
	0499		The acronym at the beginning of a x-memory control block is incorrect. Register 2 contains the expected acronym.
	05yy		<b>The program issued an ETCOON macro.</b>
	0503		The system requested pfxed storage in the system Getvis area. The request failed. Register 2 contains the return code from the request.
	0599		The acronym at the beginning of a cross memory control block is incorrect. Register 2 contains the expected acronym.
	06yy		<b>The program issued an ETDIS macro.</b>
	0609		The system requested that storage in system Getvis area be freed. The request failed. Register 2 contains the return code from the request.
	0699		The acronym at the beginning of a cross memory control block is incorrect. Register 2 contains the expected acronym.
07D			SETFRR processing encountered a failure while adding or deleting a functional recovery routine (FRR) to one of the FRR recovery stacks. The reason codes are as follows:



## OS/390 API Abend Codes

<i>Abend Code</i>	<i>Reason Code</i>	<i>Subreason Code</i>	<i>Explanation</i>
	0000		The FRR recovery stack could not hold any more FRRs because all of the available slots were filled. This abend is probably caused by an installation-provided program that issued SETFRR incorrectly as follows: <ul style="list-style-type: none"> <li>• Adding FRRs without deleting them.</li> <li>• In a loop that includes a SETFRR macro.</li> <li>• Adding too many FRRs. The system only guarantees that installations can add two FRRs.</li> </ul>
	0004		The caller of SETFRR DELETE was not in a legal state to be holding FRRs at the time that SETFRR DELETE was issued. From the time an FRR is established until the time it is deleted, at least one of the following things must be true: <ul style="list-style-type: none"> <li>• Some lock is held</li> <li>• The task is running disabled</li> <li>• An FRR with EUT=YES exists</li> </ul>
0Cn			n = 1 - F A program interruption exception occurred but no ESPIE routine was defined to process this type of interruption. The last digit is a hexadecimal number equal to the hardware interruption code at location X'8F' with exception of 0C4 representing a protection exception, a segment translation exception.
0C1	1		Operation exception
0C2	2		Privileged-operation exception
0C3	3		Execute exception
0C4	4		Protection exception. The key of the storage area the running program tries to access is different from the program's PSW key.
	10		Segment-translation exception. A program tried to reference storage that is not accessible, because the program <ul style="list-style-type: none"> <li>• the program referenced storage that had not been obtained,</li> <li>• the program referenced storage that does not belong to its address space.</li> </ul>
0C5	5		Addressing exception
0C6	6		Specification exception
0C7	7		Data exception. A data exception may occur if STIMER or STIMERM parameters DINTVL, GMT, TOD or LT are not specified in zoned format.
0C8	8		Fixed-point-overflow exception
0C9	9		Fixed-point-divide exception
0CA	A		Decimal-overflow exception
0CB	B		Decimal-divide exception
0CC	C		Exponent-overflow exception
0CD	D		Exponent-underflow exception
0CE	E		Significance exception
0CF	F		Floating-point-divide exception
0D5			A program issued a Program Call (PC), instruction for cross memory access. One of the following occurred: <ul style="list-style-type: none"> <li>• An address space first table index (AFX) translation exception (program interruption code X'20') occurred. The value in the address space first table (AFT) corresponding to the address space identifier (ASID) is not valid. No such address space exists.</li> <li>• An address space second table index (ASX) translation exception (program interruption code X'21') occurred. The value in the address space second table (AST) corresponding to the address space identifier (ASID) is not valid. No such address space exists.</li> </ul>
0D6			A program issued a Program Call (PC) instruction that specified an incorrect PC number. A hexadecimal reason code in register 15 explains the error:
	00		The PC number specified in the PC instruction is undefined.
	22		A linkage index (LX) translation exception occurred. The program interruption code is X'22'.

<i>Abend Code</i>	<i>Reason Code</i>	<i>Subreason Code</i>	<i>Explanation</i>
	23		An entry table (EX) translation exception occurred. The program interruption code is X'23'.
0D8			A space switch exception occurred. A program issued a Program Call (PC) instruction, but the cross memory server partition has ended. The target address space is not the home address space of the program that issued the PC or PT instruction. The program interruption code is X'1C'.
0F2			An error occurred when the system was processing an I/O interrupt. An I/O recovery routine failed.
101			During processing of a WAIT macro, the system found that the problem program specified more events than there were event control blocks (ECB).
102			During processing of a POST macro, the system found an incorrect address for an event control block (ECB). Register 15 contains a hexadecimal reason code that explains the error:
	0008		The problem program passed an incorrect ECB address.
104 10A 178			An error occurred during processing of a GETMAIN or STORAGE macro.
	0004	08	There is not enough real storage available to back a request for space in a system Getvis area (SQA) subpool. <i>GETVIS '20'X: PFI</i> X for SVA subpool failed.
	000C	08	There is not enough real storage available to back a request for space in a dynamic space Getvis area (LSQA) subpool. <i>GETVIS '20'X: PFI</i> X for SPACE subpool failed.
106			An error occurred during processing of a LOAD macro.
			An error was detected by the control program when it attempted to fetch the requested program into virtual storage. The reason code in register 15 identifies the error. In some cases, register 0 contains more information about the error.
	000B		An error occurred during program fetch processing.
	000C		Not enough storage was available to get storage for a the phase or control blocks. Register 0 contains some more information:
		04	No storage for control blocks
		14	No storage for phase
		18	Unable to fix storage.
	000D		The control program found an incorrect record type in the phase.
	000E		The control program found an incorrect address in the phase. Register 0 contains some more information:
		20	Error converting RBA.
		24	Block is outside of the phase.
		28	The address constant location is incorrect.
	000F		Either an uncorrectable I/O error occurred or an error in the phase caused the channel program to fail. Register 0 contains some more information:
		40	I/O error on a library.
		48	Seek address outside extent.
	0010		The control program detected a relocation error in the phase.
	0028		Internal error occurred during program fetch processing.
10B			A program issued an TIME macro with incorrect input parameters.
122			The operator cancelled the partition and requested a dump.
12E			A program issued a TTIMER macro with incorrect parameters.
12F			A program issued an STIMER macro with incorrect parameters. A reason code in register 15 explains the error:
	0000		The system could not find a data area that was specified on a parameter for an STIMER request.
	0004		The Greenwich mean time (GMT) or local time of day (LT or TOD) parameter was specified for a TASK type STIMER request

## OS/390 API Abend Codes

<i>Abend Code</i>	<i>Reason Code</i>	<i>Subreason Code</i>	<i>Explanation</i>
	000C		The value for the Greenwich mean time (GMT) or local time of day (LT or TOD) parameter was greater than 24:00:00.00.
	0010		The STIMER service routine cannot access the storage containing the user-specified parameters for the STIMER macro.
	0014		The STIMER service routine received an STIMER macro parameter that was not valid.
	0028		The requested time interval was too large. One of these situations occurred: For TASK type requests, the requested MICVL time interval was larger than X'7FFFFFFFFFFFFFFF'. For REAL/WAIT type requests, the requested time interval (BINTVL, DINTVL, MICVL, or TUINTVL) added to the current TOD clock contents would have exceeded X'FFFFFFFFFFFFFFF' (a value that would expire on September 17, 2042). A value greater than X'7FFFFFFF' was specified for BINTVL.
130			During processing of the DEQ macro the system found an error.
			The DEQ macro instruction specified a resource not previously specified by an ENQ macro instruction under the same task. In other words, the program was attempting to release a resource that was not previously requested. The DEQ macro instruction did not specify a RET=HAVE operand.
138			During processing of an ENQ macro the system encountered an error. One of the following is true: <ol style="list-style-type: none"> <li>1. One ENQ macro instruction was issued for a list of resources. The same resource appears more than once in the list.</li> <li>2. Two ENQ macro instructions were issued for the same resource in the same task without an intervening DEQ macro instruction to release the resource. The second ENQ macro instruction did not specify TEST, USE, or HAVE in its RET operand.</li> </ol>
13E			The task that created a subtask issued a DETACH macro for that subtask, specifying STAE=NO, before the subtask ended.
			This may or may not be an error, depending on the intent of the user. Consequently, the system does not abnormally end the task issuing the DETACH macro.
201			During processing of a WAIT macro, the system found either: <ul style="list-style-type: none"> <li>• The macro expansion contained an incorrect address for an event control block (ECB)</li> <li>• The program issuing the WAIT macro was not running under the same storage protection key as the storage containing the ECB</li> </ul>
206			An error occurred during processing of a LOAD or DELETE macro. The reason code in register code 15 identifies the error:
	0004		A LOAD macro was issued with conflicting or unsupported options.
	0008		An unauthorized program attempted to run a LOAD macro that had the load to global feature (GLOBAL keyword).
	000C		An unauthorized program attempted to run a LOAD macro that had the explicit load option (ADDR keyword).
	0018		A LOAD macro was issued with the ADDR keyword but the value of the ADDR keyword, the address, is not a doubleword boundary, or it is invalid.
	0020		The macro level for this macro is not compatible with this system.
	0024		The program issuing the macro is in AR mode, but the parameter list address does not have an access list entry table (ALET) of zero. Callers in AR mode must qualify the parameter list address with an ALET of zero.
	0028		Either the EP (entry name) keyword parameter or the DE (list entry address) keyword parameter does not have an ALET of zero.
	002C		The data control block (DCB) address keyword parameter does not have an ALET of zero.

<i>Abend Code</i>	<i>Reason Code</i>	<i>Subreason Code</i>	<i>Explanation</i>
	00C0		A parameter was not addressable or was in the wrong storage key.
	00C4		The directory entry passed in the data control block (DCB) address (DE) keyword parameter was not addressable or was in the wrong storage key.
	00C8		The data control block (DCB) was not addressable or was in the wrong storage key.
	00CC		Invalid directory entry.
222			The operator cancelled the partition without requesting a dump.
22C			During processing of a CHAP macro, the system found that the address of the fullword specified in the second operand is incorrect. This fullword contains the address of the TCB for the subtask whose priority was to be changed.
			The address was incorrect for the following reasons: <ul style="list-style-type: none"> <li>• It was not on a fullword boundary.</li> <li>• The addressed virtual storage is not allocated.</li> <li>• The protection key of the fullword does not match the protection key of the issuer of the CHAP macro.</li> </ul>
23E			During processing of a DETACH macro, the system found an error in the input parameters. Register 15 contains a hexadecimal reason code that explains the error:
	0008		The task control block (TCB) specified in the input parameter list is not a subtask of the caller's TCB.
282			An error occurred during RACROUTE REQUEST=AUTH processing.
	010		Caller is not authorized.
	014		Invalid ATTR= option specified.
	018		Volume serial required but not specified.
	020		No resource name specified.
	024		No class name specified.
	04C		For the ENTITYX keyword, both the entity name length and the buffer length are zero.
	050		Invalid length entered for the buffer length: <ul style="list-style-type: none"> <li>• Less than zero</li> <li>• Greater than 255</li> <li>• Not zero but less than the entity name length.</li> </ul>
	054		Invalid length entered for the entity name length: <ul style="list-style-type: none"> <li>• Less than zero</li> <li>• Greater than 44 if CLASS=DATASET, or greater than the maximum length for that class.</li> </ul>
	05C		The entity name contains a blank. If the ENTITYX keyword is specified and the entity name length is given, the name has a blank in the beginning, in the middle, or at the end.
	064		Invalid ACEE.
283			An error occurred during RACROUTE REQUEST=VERIFY processing.
	0004		Invalid parameter list length.
2C5			This ABEND code is reserved for VSE specific error situations. VSE cancel codes are reflected by reason codes in the range from X'01000000' to X'FFFFFFF'.
	0310		Internal error during processing of a GETMAIN, FREEMAIN or STORAGE macro. An invalid SVC number was found.
	0311		An error occurred during processing of a GETMAIN or STORAGE macro. OWNER was specified. This parameter is not allowed in VSE.
	0312		An error occurred during processing of a GETMAIN or STORAGE macro. EXPLICIT was specified. This parameter is not allowed in VSE.
	0313		An error occurred during processing of a GETMAIN or STORAGE macro. The specified ALET was not zero.



## OS/390 API Abend Codes

<i>Abend Code</i>	<i>Reason Code</i>	<i>Subreason Code</i>	<i>Explanation</i>
	0314		An error occurred during processing of a GETMAIN or STORAGE macro. TCBADDR was specified. It is only allowed in a partition that executes in emulation mode.
	0315		An error occurred during processing of a GETMAIN or STORAGE macro. The specified TCBADDR does not point to an OS/390 TCB of the current address space.
	0316		Internal error during processing of a GETMAIN, FREEMAIN or STORAGE macro. An unknown return code was found.
	0400		A PR instruction was performed for a linkage stack entry which was active when the current SRB was created. A RETURN from the CICS-SVC might be missing.
	0401		SVCs are not allowed while an FRR routine is established.
	0403		The SETFRR macro was issued by an FRR routine. Nesting of FRRs is not supported.
	0404		The requested SETFRR function is not supported in VSE.
	0406		The SETFRR macro was issued during task termination or clean-up processing.
	0407		Return from CICS SVC requested, but the FRR-stack is not empty.
	0408		The SETFRR macro was issued without specifying EUT=YES. The request is rejected, because the program is not disabled for I/O and external interrupts, nor does it hold a lock.
	0409		The SETFRR macro was issued by a program not executing with RID 8.
	040A		The SETFRR macro was issued by a program not executing in primary ASC mode.
	040B		The requested SETFRR function is valid only if the calling program is in AR-mode.
	0410		Internal error during processing of an ESPIE, STIMER or STIMERM macro. No System GETVIS available to create system control blocks. The return code from System GETVIS is passed to the caller in register 15.
	0411		Internal error during processing of an ESPIE, STIMER or STIMERM macro, because an internal GETMAIN failed. No space available in subpool 241.
	0412		The ESPIE macro was issued by an AB-type exit routine.
	0413		The program issued an ESPIE macro, although it had a PC exit defined.
	0414		The ESPIE macro was issued by one of the following exit routines: <ul style="list-style-type: none"> <li>• ESPIE exit</li> <li>• ETXR exit</li> <li>• IT exit</li> <li>• OC exit</li> <li>• PC exit</li> <li>• POST exit</li> </ul>
	0415		The ESPIE macro was issued by a vendor exit routine.
	0416		The ESPIE macro was issued during terminator or clean-up routine processing.
	0417		The program issued an ESPIE RESET macro without having previously defined an ESPIE exit.
	041A		The program issued an ESPIE SET macro with non-zero mask bits 17-31 in the parameter list.
	041D		The program issued an ATTACHX, CHAP, DETACH, ESPIE, POST, STIMER, STIMERM, TIME, TTIMER, or WAIT macro while executing in access register mode.
	041E		The program issued a TIME macro and the parameter list is not in primary address space.
	0421		The caller of the ATTACHX, CHAP, DETACH, ESPIE, POST, STIMER, STIMERM, TIME, or WAIT macro was not enabled for I/O and external interrupts.

<i>Abend Code</i>	<i>Reason Code</i>	<i>Subreason Code</i>	<i>Explanation</i>
0422			The program issued an ATTACHX, CHAP, DETACH, POST or WAIT macro with an invalid parameter list address.
0423			The POST macro was specified with unsupported keywords.
0424			The program issued an ATTACHX macro with an invalid entry name. The entry name cannot be found for loading.
0425			The program issued an ATTACHX macro with an invalid ETXR address.
0426			The program issued an ATTACHX macro with an incorrect DPMOD specification.
0427			The DISP, JSTCB or SVAREA specification of the ATTACHX macro is not supported.
0428			The program issued an ATTACHX macro with SM=SUP, but it was not in supervisor state or key 0.
0429			The program issued an ATTACHX macro with KEY=ZERO, but it was not in supervisor state or key 0.
042A			The program issued an ATTACHX macro with the RSAPF operand, but it was not authorized. (It was not a subsystem or a vendor exit, it was not in supervisor state, or key zero.)
042C			The program issued a CHAP macro with a priority specification larger than 9.
042D			The program issued a DETACH macro, and the specified OS/390 TCB was not on a fullword boundary.
042E			The program issued a DETACH macro with an OS/390 TCB, whose pointer to the corresponding VSE TCB is 0.
042F			An internal error occurred during POST exit creation or deletion or during POST macro processing.
		00	FIND function failed because of missing POX table header.
		01	ADD function failed because of missing POX table header.
		02	DELETE function failed because of missing POX table header.
		03	FIND function failed because of missing POX table entry.
0430			An internal error occurred during POST exit creation or deletion or during POST macro processing. A POX function other than ADD, FIND or DELETE was called.
0431			An internal error occurred during POST exit creation or deletion or during POST macro processing. POX table could not be initialized because of a GETVIS or FREEVIS failure.
0437			An internal error occurred during POST exit creation or deletion or during POST macro processing.
		00	The IJBFMTBL FIND function failed.
		01	The IJBFMTBL ADD function failed.
		02	The IJBFMTBL DELETE function failed.
04F0			The program issued a SETRP macro with the unsupported operand RETRY=ERROR.
04FE			A SETFRR service, POST exit or ETXR exit is requested by a program with a non-zero PSW key.
04FF			A SETFRR service, POST exit or ETXR exit is requested by a program not executing in supervisor state.
0500			An STIMER WAIT or STIMERM WAIT=YES macro was issued in an exit routine, although the program had already issued an STIMER WAIT or STIMERM WAIT=YES macro.
0501			An STIMER WAIT or STIMERM WAIT=YES macro was issued by a timer exit routine.
0502			The program issued an STIMER WAIT or STIMERM WAIT=YES macro while owning the LTA.
0503			An STIMER, STIMERM or TTIMER macro was issued by an AB-type exit routine.

## OS/390 API Abend Codes

<i>Abend Code</i>	<i>Reason Code</i>	<i>Subreason Code</i>	<i>Explanation</i>
	0505		An STIMER WAIT or STIMERM WAIT=YES macro was issued by a VTAM appendage routine.
	0506		An STIMER WAIT or STIMERM WAIT=YES macro was issued by an OC exit routine.
	0507		An STIMER WAIT or STIMERM WAIT=YES macro was issued by an ESPIE or PC exit routine.
	0508		An STIMER, STIMERM or TTIMER macro was issued by a vendor exit routine.
	0509		An STIMER, STIMERM or TTIMER macro was issued by a POST exit routine.
	050A		An STIMER, STIMERM or TTIMER macro was issued by a ETXR exit routine.
	053F		The TU operand of the TIME macro is not supported.
	0540		The parameter list of a cross memory service was invalid.
	601000		During processing of a RACROUTE request GETVIS failed to allocate stack for dynamic storage areas.
	612000		An error occurred during RACROUTE REQUEST=VERIFY processing. ACEE not anchored; MODFLD FIELD=ACEEPT failed.
	613000		An error occurred during RACROUTE REQUEST=EXTRACT processing. Caller not authorized.
	614xxx		An error occurred during RACROUTE REQUEST=AUTH processing. Internal GETVIS failed with return code xxx.
	614FFF		An error occurred during RACROUTE REQUEST=AUTH processing. Internal GETVIS failed with an unexpected return code.
	cc000000		cc is the VSE cancel code as described in VSE/ESA Messages and Codes Volume 1.
	200000nn		A program check occurred. X'nn' is the program interruption code.
	210000nn		The program issued VSE SVC X'nn'. VSE SVC X'nn' is invalid, or the parameters passed with the SVC are invalid or conflicting.
	210083mm		The program issued OS/390 SVC X'mm'. OS/390 SVC X'mm' is not supported by VSE:
	210084mm		The program issued OS/390 SVC X'mm'. OS/390 SVC X'mm' is either not supported or the program requesting the OS/390 SVC did not execute in emulation mode.
	45E00000		The execution mode of the program issuing a BAKR is invalid because the home space mode or secondary ASC mode is used, but not supported by VSE.
	45Fppppp		The execution mode of the program issuing program call X'0ppppp' is invalid because the home space mode or secondary ASC mode is used, but not supported by VSE.
	450000nn		The execution mode of the program issuing VSE SVC X'nn' is invalid for one of the following reasons: <ul style="list-style-type: none"> <li>• the addressing mode is incorrect for this service,</li> <li>• the residency mode of the specified parameters is incorrect or conflicting with the addressing mode of the issuing program,</li> <li>• access register mode is used, but not allowed for the service,</li> <li>• home space mode or secondary ASC mode is used, but not supported by VSE.</li> </ul>

<i>Abend Code</i>	<i>Reason Code</i>	<i>Subreason Code</i>	<i>Explanation</i>
	450083	mm	The execution mode of the program issuing OS/390 SVC X'mm' is invalid for one of the following reasons: <ul style="list-style-type: none"> <li>• the addressing mode is incorrect for this service,</li> <li>• the residency mode of the specified parameters is incorrect or conflicting with the addressing mode of the issuing program,</li> <li>• access register mode is used, but not allowed for the service,</li> <li>• home space mode or secondary ASC mode is used, but not supported by VSE.</li> </ul>
	450084	mm	The execution mode of the program which executed in emulation mode and which issued OS/390 SVC X'mm' is invalid for one of the following reasons: <ul style="list-style-type: none"> <li>• the addressing mode is incorrect for this service,</li> <li>• the residency mode of the specified parameters is incorrect or conflicting with the addressing mode of the issuing program,</li> <li>• access register mode is used, but not allowed for the service,</li> <li>• home space mode or secondary ASC mode is used, but not supported by VSE.</li> </ul>
	46	xxxxxx	Data space services were cancelled with reason code xxxxxx as described with message 0S15I in VSE/ESA Messages and Codes Volume 1.
	470100	xx	Stand alone FETCH was cancelled with reason code xx. The FETCH reason code xx is described in VSE/ESA System Macros Reference.
	47020002		A PR instruction was issued by an AB exit routine without a corresponding PC/BAKR.
	47020003		The PC number in the PC instruction is not supported.
	47020004		The program issued a STXIT AB macro while the linkage stack was not empty.
	47020006		Internal error during processing of a STXIT AB/IT/OC/PC macro. No System GETVIS available to create system control blocks. The return code from System GETVIS is passed to the caller in register 15.
	47020008		A STXIT AB macro was issued by an AB-type exit routine.
	4702000A		The program issued a STXIT PC macro, although it had an ESPIE exit defined.
	4702000B		A STXIT AB macro was issued by an PC-type exit routine.
	4702000C		A STXIT AB macro was issued by an OC-type exit routine.
	4702000D		A STXIT AB macro was issued by an IT-type exit routine.
	4702000E		A STXIT AB macro was issued by a POST exit or an ETXR exit routine.
	47020010		An error occurred during processing of a BAKR or PC service. No System GETVIS storage available for creating or extending the linkage stack.
	47020011		An error occurred during processing of a BAKR or PC service. No System GETVIS storage available for creating or extending the recovery linkage stack.
	47020012		An error occurred during processing of a BAKR or PC service. The linkage stack became full.
	47020013		An error occurred during processing of a BAKR or PC service. The recovery linkage stack was full.
	47020014		No System GETVIS storage available for creating a DUAL.
	47020020		The requested service (SVC or PC) is not supported in cross-memory-environment.
	47020030		The ESTAEX macro was issued by a vendor exit routine.
	47020031		The program issued an ESTAEX macro although it had an early AB exit (STXIT AB,OPTION=EARLY) defined.
	47020032		An ESTAEX macro was issued during terminator or clean-up routine processing.
	47020033		The program issued a STXIT AB macro although it had an ESTAEX exit defined.



## OS/390 API Abend Codes

Abend Code	Reason Code	Subreason Code	Explanation
	47020035		The program issuing the ESTAEX macro with the TOKEN parameter was not authorized. (It was not a subsystem or a vendor exit, it was not in supervisor state, or the PKM did not allow key zero.)
	47020036		The program issued an ESTAEX macro within an ETXR exit routine.
	47020037		The program issued an ESTAEX macro within a POST exit routine.
	47020038		The program issued an ESTAEX macro with an incorrect parameter list address.
	47020040		An internal system error occurred. SVC 79 was called with an invalid function code.
	47020041		An internal system error occurred. SVC 79 was called with function code 0 although there was no ESTAEX-type exit active.
	47020050		An internal system error occurred. EXIT AB (SVC 95) was issued while a POST exit or an ETXR exit was active.
	47020051		The program issued an EXIT IT, EXIT OC, or EXIT PC macro, but the current RB is not the RB at the time of the IT, OC or PC exit routine activation.
	47030002		The vendor exit is cancelled because of a security violation.
	47030003		The second vendor exit invocation was rejected, because an ESTAEX-type exit was active.
	47040001		The program requested a cross memory service, but the execution environment was invalid.
	FFFFFFF		An internal error occurred during processing of a ported OS/390 service.
		00	Phase \$IJBFBMD was called with an undefined function code. It was neither a macro function code, nor a POST exit function code, nor an initialization or clean up call.
301			During processing of a WAIT macro, the system found that the wait flag was already on in the event control block (ECB). The flag on indicated that a previous WAIT macro was already waiting for posting of the ECB.
305 30A 378			An error occurred during processing of a FREEMAIN or STORAGE macro.
	0008	04	System Getvis area (SQA) storage is not in the specified subpool. <i>FREEVIS '10'X: Storage not in subpool.</i>
	0010	04	Dynamic space Getvis area (LSQA) storage is not in the specified subpool. <i>FREEVIS '10'X: Storage not in subpool.</i>
	0014	04	Partition Getvis area (PVT) storage is not in the specified subpool. <i>FREEVIS '04'x, '10'X: Size of real partition GETVIS area = 0K or storage not in subpool.</i>
	0018	04	The system could not find a private area subpool. <i>FREEVIS '1C'X: Subpool does not exist (not owned/allocated by task).</i>
	001C		A user has requested that storage at virtual address 0 be freed. This can happen if the user intended an entire subpool, but has incorrectly specified a non-zero length with an address of 0. Zero length must be specified on a subpool FREEMAIN or STORAGE RELEASE. Also the specified address may be wrong.
306			The error occurred during processing of a LOAD macro. The reason code in register 15 identifies the error:
	0004		A LOAD macro requested, by the load to global option, a phase residing in a library that is not authorized program facility (APF) authorized.
	0008		A LOAD macro requested, by the load to global option, a phase that is not SVA eligible.
	000C		An authorized program requested via a LOAD macro a phase not in an APF authorized library.
	0010		A LOAD macro requested, using the GLOBAL=(YES,F) keyword, a phase that requires page alignment.

<i>Abend Code</i>	<i>Reason Code</i>	<i>Subreason Code</i>	<i>Explanation</i>
32E	0024		An authorized service attempted via LOAD macro to access a copy of a phase which is not SVA eligible and loaded from an authorized library by an authorized caller. Another copy of the phase could not be found. When a program issued the STIMERM service routine, an error occurred. Register 15 contains a hexadecimal reason code:
	010C		The Greenwich mean time (GMT), time-of-day (TOD), or local time (LT) parameter in a STIMERM SET macro specified a value that was greater than 24 hours.
	0110		The TIMER service routine received an incorrect STIMERM or STIMERM SET macro parameter.
	011C		The limit of concurrent STIMERM SET macro requests was exceeded.
	0120		The timer service routine cannot access the storage containing the parameters for the STIMERM SET macro.
	0128		The requested time interval was too large. One of these situations occurred: The time interval specified (BINTVL, DINTVL, MICVL, or TUINTVL), added to the current TOD clock contents, would have exceeded X'FFFFFFFFFFFFFF' (a value that would expire on September 17, 2042). A value greater than X'7FFFFFFF' was specified for BINTVL.
	0210		An incorrect parameter was specified on the STIMERM TEST macro.
	0220		The timer service routine cannot access the storage containing the parameters for the STIMERM TEST macro.
	0224		The STIMERM TEST macro contained an incorrect STIMERM ID number. The number was either 0 or greater than the highest identifier assigned by the system.
	0310		An incorrect parameter was specified on the STIMERM CANCEL macro.
	0320		The timer service routine cannot access the storage containing the parameters for the STIMERM CANCEL macro.
	0324		The STIMERM CANCEL macro contained an incorrect STIMERM ID number. The number was either 0 or greater than the highest identifier assigned by the system.
	33E		
40A 478	0004		An error occurred during processing of a FREEMAIN or STORAGE macro. The caller tried to free a subpool that cannot be freed. Only subpools defined as eligible for subpool FREEMAIN or RELEASE may be freed as an entire subpool. All other subpool storage areas must be freed by individual requests explicitly describing the area.
	0008		A problem program tried to free subpool zero. The control program releases subpool zero when a job step ends.
42A			During processing of an ATTACHX macro, the system found that the ECB parameter specified an incorrect address for the event control block (ECB) to be posted when the subtask abnormally ends. The address was incorrect for the following reasons: <ul style="list-style-type: none"> <li>• It was not on a fullword boundary.</li> <li>• The addressed virtual storage is not allocated, or its protection key does not match the protection key of the issuer of the ATTACHX.</li> </ul>
430			During processing of a DEQ macro the system found an error. The parameter list created from the macro instruction was incorrect.
438			During processing of an ENQ macro the system found an error. The parameter list created from the macro instruction was incorrect.

## OS/390 API Abend Codes

<i>Abend Code</i>	<i>Reason Code</i>	<i>Subreason Code</i>	<i>Explanation</i>
46D			A program issued the ESPIE macro incorrectly: A hexadecimal reason code in register 15 explains the error:
	0004		The ESPIE macro specified an option other than SET, RESET, or TEST.
	0008		The ESPIE SET or ESPIE TEST macro passed an address pointing to a parameter list. The contents of the parameter list is not valid for one of the following reasons: <ul style="list-style-type: none"> <li>• The parameter list is not aligned on a fullword boundary.</li> <li>• The parameter list is in storage that was not obtained by a GETMAIN macro.</li> <li>• The parameter list is in storage that is protected from the issuer of the ESPIE macro.</li> </ul>
	000C		The ESPIE SET macro passed a parameter list containing an exit routine address that is not valid for one of the following reasons: <ul style="list-style-type: none"> <li>• The high or low order bits of the address are not 0.</li> <li>• If the program issuing ESPIE is in 24-bit addressing mode, the high order byte is not zero.</li> </ul>
	0010		The ESPIE RESET macro attempted to delete an ESPIE that was created by some other program.
	0014		The ESPIE RESET macro passed an incorrect TOKEN parameter. TOKEN is incorrect for one of these reasons: <ul style="list-style-type: none"> <li>• The TOKEN itself is not valid.</li> <li>• The exit that the TOKEN represents has been deleted.</li> </ul>
	0018		The program issuing an ESPIE macro is in a mode that is not valid for one of the following reasons: <ul style="list-style-type: none"> <li>• The program is in supervisor state.</li> <li>• The program that issued the ESPIE macro had a program status word (PSW) storage key that did not match the task control block (TCB) key.</li> </ul>
	504 505		An error occurred during processing of a FREEMAIN, GETMAIN or STORAGE macro.
504 505	0004		Of the following, at least one overlapped the other: length list, address list, or parameter list. For example, the length list overlapped the address list.
	0000		The target address space control block (ASCB) is incorrect.
604 605			An error occurred during processing of a FREEMAIN, GETMAIN or STORAGE macro.
	0004		The parameter list is not on a word boundary.
	0008		The parameter list is in protected storage.
	000C		The length list is not on a word boundary.
	0010		The length list is in protected storage.
	0014		The address list is not on a word boundary.
	0018		The address list is in protected storage.
	001C		The parameter list request flags are not valid.
683	0000		An error occurred during RACROUTE REQUEST=VERIFY processing. Caller is not authorized.
684	0000		An error occurred during RACROUTE REQUEST=LIST processing. Caller is not authorized.
702			During processing of a POST macro, the system found either incorrect input data or an unauthorized POST exit routine request. Register 15 contains a hexadecimal reason code that explains the error:
	0000		A function request was incorrect.
	0008		During an attempt to post an extended event control block (ECB), the descriptor word of the ECB extension contained incorrect data.
	0014		During an attempt to post an extended ECB, either the ECB address or ECB extension address was incorrect.
804 805			An error occurred during processing of a FREEMAIN, GETMAIN or STORAGE macro.
80A 878			An error occurred during processing of a FREEMAIN, GETMAIN or STORAGE macro.

Abend Code	Reason Code	Subreason Code	Explanation
	0004	04	There is not enough system Getvis area (SQA) storage available to satisfy the request. <i>GETVIS '0C'X: GETVIS area exhausted or length=0 for a non-existing (new) subpool or subpool is full or length exceeds GETVIS area (GETVIS/GETMAIN I/F only).</i>
	000C	04	There is not enough dynamic space Getvis area (LSQA) storage available to satisfy the request. <i>GETVIS '0C'X: GETVIS area exhausted or length=0 for a non-existing (new) subpool or subpool is full or length exceeds GETVIS area (GETVIS/GETMAIN I/F only).</i>
	0010	04	There is not enough partition Getvis area (PVT) storage available to satisfy the request. <i>GETVIS '04'X, '0C'X: Size of real partition GETVIS area = 0K or GETVIS area exhausted or length=0 for a non-existing (new) subpool or subpool is full or length exceeds GETVIS area (GETVIS/GETMAIN I/F only).</i>
	0014		A negative amount of storage was specified on the GETMAIN. <i>GETVIS '08'X: Length negative.</i>
	0018		A negative amount of storage was specified by the FREEMAIN or STORAGE macro. <i>FREEVIS '08'X: negative length specified.</i>
	001C	04	During request processing for an internal request, there was not enough dynamic space Getvis area (LSQA) storage available. <i>GETVIS '1C'X: Storage exhausted, required by internal request.</i>
806			The control program detected an error during the processing of a BLDL or LOAD macro with the EP (entry name) or EPLOC (entry name address) operand. The reason code in register 15 identifies the error:
	0004		The system could not find the phase, whose entry point is the value of the EP or EPLOC operand, in the indicated library / sublibrary.
	0008		An uncorrectable I/O error occurred when the directory search routine attempted to search the directory of the library that contained the program whose entry point was specified in the EP or EPLOC operand.
	000C		The control program attempted to search a library for the program that the EP or EPLOC operand specifies and found that the library data control block (DCB) is not open, e.g. the specified chainid was not found in the task related librarian control blocks.
	0010		A program issued a LOAD macro with the ADDR or ADRNAPF parameter, but there is no DCB parameter. For explicit loads, the program must supply the DCB parameter with the macro because the system searches for the phase that the LOAD specifies only in the library that the DCB parameter specifies.
	001C		The data control block (DCB), included as part of a LOAD macro is incorrect.
	002C		Internal error.
838			During processing of an ENQ macro instruction the system denied the request because there is not enough space to obtain the necessary control blocks.
905 90A 978			An error occurred during processing of a FREEMAIN or STORAGE macro.
	0004		The virtual storage area which the FREEMAIN or STORAGE macro tried to release is not on allocation unit boundary. <i>FREEVIS '0C'X: Area address is not a multiple of allocation unit.</i>
906			An error was detected during the processing of a LOAD macro A reason code in register 15 identifies the error:
	0004		The LLE (load list element) responsibility count, indicating the number of load requests for a phase, is greater than the allowable maximum, which is 32767.
	0008		The anchor table use count indicating the number of LOAD requests for a phase, is greater than the allowable maximum, which is 32767.



## OS/390 API Abend Codes

<i>Abend Code</i>	<i>Reason Code</i>	<i>Subreason Code</i>	<i>Explanation</i>
930			A job issued an DEQ macro instruction that included the TCB operand. However, the TCB operand identified a task that was ending.
9C7			RACROUTE functions dealing with tokens (such as VERIFY, VERIFYX, TOKENBLD, TOKENMAP or TOKENXTR) will issue an abend X'9C7' when an incorrect token is detected. The following reason codes will be issued with abend X'9C7':
	0001		STOKEN area is too small.
	0002		TOKNIN area is too small.
	0004		TOKNIN keyword is missing.
	0008		TOKNOUT keyword is missing.
	000C		TOKNOUT area is too small.
	0010		Version=0.
	0014		USERID has length greater than 8.
	0018		PASSWORD has length greater than 8.
	001C		GROUP has length greater than 8.
	0020		NEWPASS has length greater than 8.
	0024		EXENODE has length greater than 8.
	0028		SUSERID has length greater than 8.
	002C		SNODE has length greater than 8.
	0030		SGROUP has length greater than 8.
	0034		TOKNOUT version is unknown to this release.
A05 A0A A78			An error occurred during processing of a FREEMAIN or STORAGE macro.
	0004	04	The system Getvis area (SQA) storage to be freed overlaps free storage. <i>FREEVIS '0C'X: Address is outside GETVIS area.</i>
	000C	04	The dynamic space Getvis area (LSQA) storage to be freed overlaps free storage. <i>FREEVIS '0C'X: Address is outside GETVIS area.</i>
	0010	04	The partition Getvis area (PVT) storage to be freed overlaps The partition Getvis area storage to be freed overlaps free storage. <i>FREEVIS '0C'X: Address is outside GETVIS area.</i>
AC7			An internal system error occurred during processing of an STIMER or STIMERM request. An invalid TIQE was detected.
B04 B05 B0A B78			An error occurred during processing of a FREEMAIN or STORAGE macro.
	0004		The macro tried to obtain or free storage in an undefined subpool.
	0008		The program issuing the macro is not authorized to obtain or free storage in system subpools. GETMAIN, FREEMAIN or STORAGE users must be in supervisor state, have key 0, or be authorized (CICS subsystem or vendor code active).
	0010		The LOC parameter is not valid. The request was for a fetch-protected dynamic space Getvis area (LSQA) subpool that resides below 16 megabytes. Fetch-protected dynamic space Getvis area (LSQA) subpools are supported only above 16 megabytes.
	0020		The caller tried to obtain or free disabled reference storage using a GETMAIN or FREEMAIN macro operand. This entry only satisfies requests for storage below 16 megabytes. Disabled reference subpools do not reside below 16 megabytes.
	0028		A caller that is not in supervisor state, or keys 0, specified the ALET parameter on the STORAGE macro.
D06			A program issued the LOAD macro with an inconsistent GLOBAL parameter. Within the same job step task structure, a task control block (TCB) already loaded the requested phase with different variables on the GLOBAL parameter.

---

## Error Information Passed to AB-Exit in Field SVUABINF (see macro MAPSAVAR)

This section describes the additional information which is passed to the AB-Exit routine with a special cancel condition.

### Cancel Code    Information Passed

0B

<b>4 bytes</b>	length of information
<i>variable</i>	one of the following:
	volume-id.file-id
	volume-id.file-id.
	libraryname
	libraryname.sublibraryname
	libraryname.sublibraryname.
	membername

46

<b>4 bytes</b>	length of information
<b>2 bytes</b>	reason code
<b>8 bytes</b>	data space name or blank
<b>1 byte</b>	Flag byte; can be either
	• 80 — issued by ALESERV, or
	• 40 — issued by DSPSERV

---

## VSE/Advanced Functions Return Codes

This section lists hexadecimal return codes of system functions referred to by messages in this manual.

### System Function Return Codes

#### ALLOCATE

- 04 In VMESA and VM modes, the real size of at least one partition was too large for the new virtual size, and was therefore set to zero. In any mode, this code can also mean successful allocation, but that the program area was reduced to allow a minimum GETVIS area.
- 08 The allocation was rejected.  
  
The requested (rounded) allocation exceeds the corresponding allocation pool (increase RSIZE for real or PASIZE/SPSIZE/VSIZE for virtual allocation).
- 0C The allocation was rejected.  
  
At least one specified (rounded) virtual partition allocation value is below the minimum of 128K (all modes).
- 10 In all modes, the allocation is rejected. For 370 and ESA modes, at least one partition would have a real, but no virtual allocation.
- 14 The allocation was rejected.  
  
At least one of the affected partitions is active or stopped, and the new virtual allocation would not include the old virtual boundaries, or the lower virtual boundary of the current partition would have to be moved upwards (all modes).
- 18 The allocation would affect another active or stopped partition, and therefore was stopped. In 370 and ESA modes, the new real allocation would not include the old real boundaries. In VMESA and VM modes, the new allocation would reduce the old real size.
- 1C The virtual allocation was rejected. At least one of the specified partitions is already allocated in another virtual space (370 and ESA modes).
- 20 The virtual allocation was rejected. There is not enough system GETVIS space or virtual storage available to allocate the Page Manager tables.
- 24 The real allocation was rejected. For at least one of the specified partitions a PFI limit (BELOW) has been set (all modes).
- 28 The virtual allocation was rejected. For at least one of the specified partitions the minimum GETVIS area of 48KB below 16MB cannot be preserved (all modes).
- 2C The virtual allocation was rejected. An attempt was made to increase the initial allocation value of a partition that was allocated by using the default space ID.
- 30 The virtual allocation was rejected. An attempt was made to reallocate a partition by using defaults, but the space was created by specifying the space ID explicitly or vice versa.
- 34 The allocation was rejected. There is not enough real storage available to allocate the Page Manager tables.

**ASSIGN**

- 04 No free LUB was found.
- 08 The specified device address (*cuu*) has not been defined to the system.
- 0C The device at the specified address (*cuu*) is not a disk.
- 10 The device at the specified address (*cuu*) is down.
- 18 The system could not find a free tape unit.
- 1C The specified logical unit number is invalid.
- 20 The specified device is reserved (the RESERVE flag is set).
- 24 Parameter list passed by the system function is invalid.
- 28 No GETVIS space is available.
- 2C The device to be unassigned has not been assigned
- 30 The device at the specified address (*cuu*) is assigned in another partition.
- 34 The assign request conflicts with an existing I/O assignment.

**CDLOAD**

- 04 The size of the (real) partition's GETVIS is OK.
- 08 The specified length exceeds the GETVIS area.
- 0C Insufficient storage available in the GETVIS area.
- 10 The partition's CDLOAD directory (also known as anchor table) is full and there is no space (system GETVIS area) available to allocate a new anchor table.
- 14 The phase does not exist in a sublibrary (this return code occurs only with RETPNF=YES).
- 18 The load request is rejected. The requested phase is of the move-mode type.

**CLOSE**

See return codes under OPEN system function.

**CONDJC**

- 04 The requested information is not available.
- 08 The parameter field is invalid, and the requested function was not performed.
- 0C GETVIS space not available. The function was not performed.

**CPCOM**

- 01 Supervisor not generated with MODE=VM or VMESA not running under VM.
- 02 Any parameter invalid.

Check if VM has issued a message. This message may help you to trace the cause of the error.



## VSE/Advanced Functions Return Codes

**Note:** You may get other return codes than those listed above. If VM detects an error, the return code is the numeric value expressed in the message describing the error. In that case, refer to *VM System Messages and Codes*

### DSPSERV

- 00 Successful completion
- 08 Reason code - 12xx: The system's set of generated names for data spaces has been temporarily exhausted.
- 0C The system cannot create any additional data spaces at this time because of a shortage of resources.
- 0C Reason code - 0600: No system GETVIS storage available (page manager).
- 0C Reason code - 0601: No virtual storage available (page manager).
- 0C Reason code - 0602: No real storage available (page manager).

### EXTENT

- 04 The specified logical unit is either not assigned or not supported.
- 08 The system cannot find a matching extent (delete or check request).
- 0C No more extent areas available (add request).
- 10 The parameter list passed by the system function is invalid.

### EXTRACT

- 04 The specified partition or SID is not supported by the system.
- 08 The specified logical unit exceeds the range of the logical-unit support for the affected partition.
- 0C The affected LUB is either not assigned (AREA byte 0 = X'FF') or is assigned to IGN (AREA byte 0 = X'FE').
- 10 Either of the following:
  - The specified length was less than the minimum value or was negative.
  - The specified displacement (DISP) exceeds the length of the PUB or PUB2 entry.

### FREEVIS

If any of the listed return codes occurs, the FREEVIS request has not been processed by the system.

- 04 The size of the (real) partition's GETVIS area is 0K.
- 08 The specified length is negative.
- 0C The specified address is not within the SVA or the partition's GETVIS area, or the address is not a multiple of:
  - 128 bytes if the GETVIS area is part of a partition.
  - 16 bytes if the GETVIS area is part of the SVA or of the dynamic space GETVIS area.
- 10 The specified storage block to be released (ADDRESS + LENGTH) exceeds the GETVIS area or is not within a subpool.
- 14 Invalid FREEVIS option.
- 18 Invalid subpool ID field.
- 1C The specified subpool does not exist.

## VSE/Advanced Functions Return Codes

- 24 An invalid subpool index was specified in the SPID operand. The subpool was created with the GETVIS operand SPCNTRL=YES (compare the GETVIS macro).
- 28 FREEVIS for an area or subpool for which a PFI request is pending is not allowed.

### GETVCE

- 04 Successful completion, but some data is not valid (described by the AVRFLAG).
- 08 One of the following:
- The specified volume is not mounted.
  - The specified logical unit is not assigned.
  - The specified unit has not been defined to the system.
  - A file assignment could be missing.
- 0C The specified logical unit is assigned IGNORE.
- 10 The given device is not operational.
- 14 The parameter list passed is invalid. For example, the logical unit number is too high.
- 18 The given logical unit or device is not a DASD.
- 1C The given device is not ready.
- 24 For REQUEST=TRKBAL or TRKCAP only: The input balance is not sufficient to accommodate a record of the specified key and data length. MAXSIZE was specified and at least one byte of data could be written. Register 0 returns the maximum number of data bytes that would fit onto the remainder of the track.

### GETVIS

- 04 The size of the (real) partition's GETVIS area is 0K.
- 08 The specified length is negative, or exceeds the GETVIS area.
- 0C No more virtual storage is available in the GETVIS area, or a GETVIS request with length zero has been specified for a non-existing subpool or a subpool that has no free space.
- 10 The maximum number of subpools is exhausted.
- 14 An invalid GETVIS option was specified.
- 18 An invalid subpool ID was passed.
- 20 PFI for an SVA subpool request failed.
- 24 An invalid subpool index was specified and (a) the request was done with SPCNTRL=YES and/or (b) the specified subpool name denotes an existing subpool that was created with SPCNTRL=YES. (A subpool index is invalid if it points to a subpool other than the supplied one. This includes a subpool index of zero for an already existing subpool.)
- 28 No access to the specified subpool is allowed as long as a PFI request is pending.

### IDUMP

- 04 Dump library full or dump library not defined.
- 08 Library error (I/O error or OPEN/CLOSE error).

## VSE/Advanced Functions Return Codes

0C GETVIS error.

### **LABEL (GETLBL Request, Reason Code 01)**

04 The specified label does not exist.

08 The available buffer is smaller than the length of the label-information record that is to be retrieved. Part of the record has been moved into the buffer. The number of bytes so moved is given in the two-byte field LPLLEN of the LPL.

14 The contents of the system function's parameter list (LPL) are invalid.

1C There is no GETVIS space available.

### **LABEL (GETNXGL Request, Reason Code 02)**

04 The applicable label-information subarea is full.

08 The available buffer is smaller than the length of the label-information record that is to be retrieved. Part of the record has been moved into the buffer.

0C The function request is not preceded by a LOCGRPL request or another GETNXGL request for the same label-information subarea.

14 The contents of the system function's parameter list (LPL) are invalid.

20 Updating in progress, the label-information subarea is not accessible.

### **LABEL (REPLBL Request, Reason Code 03)**

0C The replacement record is not for a label-information record just retrieved; or the replacement record attempts to change fields which cannot be changed.

14 The contents of the system function's parameter list (LPL) are invalid.

### **LABEL (ADDLBL Request, Reason Code 04)**

0C The ADDLBL function request follows neither a CLRGRPL function request nor another ADDLBL function request for the same label-information subarea.

0E The LABEL macro invoked the GETVCE macro in order to determine, whether there are enough bytes left on the current track to add the label information. The GETVCE return code was different from 0 and 36.

14 The contents of the system function's parameter list (LPL) are invalid.

18 There is no space available in the label-information area.

### **LABEL (ADDNXL Request, Reason Code 05)**

0C Within the requesting partition, this function request is not preceded by an ADDLBL or ADDNXL request specifying the same file name.

0E The LABEL macro invoked the GETVCE macro in order to determine, whether there are enough bytes left on the current track to add the label information. The GETVCE return code was different from 0 and 36.

14 The contents of the system function's parameter list (LPL) are invalid.

18 There is no space available in the label-information area.

**LABEL (CLRGRPL Request, Reason Code 06)**

14 The contents of the system function's parameter list (LPL) are invalid.

**LABEL (ENDLBL Request, Reason Code 07)**

0D The ASSIGN macro was called during label processing and terminated with a return code different from 0.

**LABEL (LOCGRPL Request, Reason Code 08)**

04 The specified label-information subarea is empty.

14 The contents of the system function's parameter list (LPL) are invalid.

20 Updating in progress, the label-information subarea is not accessible.

**LABEL (GETNXL Request, Reason Code 09)**

04 No additional label-information exists for the file.

08 The available buffer is smaller than the length of the label-information record that is to be retrieved. Part of the record has been moved into the buffer.

0C The function is not preceded by a GETLBL or another GETNXL request for the same file and from the same task.

14 The contents of the system function's parameter list (LPL) are invalid.

**LABEL (MODGRPL Request, Reason Code 10)**

0C The function is not preceded by an ENDLBL request.

14 The contents of the system function's parameter list (LPL) are invalid.

**LABEL (DELLBL Request, Reason Code 13)**

04 The specified label-information subarea is empty.

14 For one of the following reasons the contents of the system function's parameter list (LPL) are invalid:

- Only LPLTEMP, LPLPERM or LPLFREE allowed for LPLSTORE
- Only 32 table entries allowed in user supplied buffer
- User supplied table must end with byte X'FF'
- Table must not contain duplicate filenames

18 There is no space available in the label-information area.

1C There is no GETVIS space available (neither partition GETVIS nor system GETVIS) to temporarily store label information records.

63 Label-information area must reside in native data space (VDISK...USAGE=DLA) to process DELLBL request.

**LBSERV**

If the reason code is:

< C'4000'

error detected by RMS (refer to *DFSMS/VM Removable Media Services User's Guide and Reference*, SC35-0141).

> C'5000' and

< C'6000'

error detected by VGS (refer to *z/VSE System Macros Reference*).



## VSE/Advanced Functions Return Codes

### > C'6000'

error detected by LBSERV macro (refer to *z/VSE System Macros Reference*).

For an explanation of return and reason codes, and for a detailed description of the LBSERV macro, please refer to *z/VSE System Macros Reference*.

### LFCB

- 04 For the printer, the number of lines per inch is controlled by the FC The LPI operand specified in the macro disagrees with lines-per-inch setting in the FCB image.
- 08 No LUB is available for the specified logical unit.
- 0C The specified logical unit has not been assigned or is assigned IGN (ignore), or it is currently unassigned.
- 10 The specified logical unit is assigned to a device without an FCB.
- 14 The printer assigned to the specified logical unit is down.
- 18 The specified FCB image phase has not been found.
- 1C The specified FCB image phase for the printer assigned to the specified logical unit is invalid, has an incorrect length, has an incorrect index byte, FCB data is out of range, or channel 1 is missing.

### LOCK

If any of the listed return codes occurs, the requested resource is not locked for the requestor.

- 04 The resource is already locked with a status that does not permit concurrent access.
- 08 The lock table is full.
- 0C The request is inconsistent with a previous one from the same or another task.
- 10 The request would have resulted in a deadlock condition within the system (deadlocks across systems are not affected).
- 14 A DTL format error exists.
- 18 The issuing task tried to lock a resource which it owns already exclusively.
- 1C The request resulted in a lock-file overflow condition.
- 20 The lock request was issued for a shared file on disk, but the volume containing the file is not online.
- 24 An unrecoverable I/O error occurred on the lock file. The system may have to be started up anew with the lock file being redefined. This would have to be done on all sharing systems.

### MODCTB

- 04 The specified PIK is invalid for the currently loaded supervisor.
- 08 The logical unit specified in the SEL operand exceeds the range of logical-unit support for the requesting partition, or the device address specified in the SEP operand has not been defined to the system.
- 0C The logical unit specified in the SEL operand either is not assigned or is assigned to IGN (ignore).
- 10 Either of the following:

## VSE/Advanced Functions Return Codes

- A length of zero was specified (for the user area) in the LEN operand.
- The values specified in the operands LEN or DISP (or both) result in a range that exceeds the length of the PUB2 entry for the affected device.

### MODCTB (when called by LIBSERV processing)

- 04 There is no VOLID available for the specified CUU.
- 08 Specified access type neither R nor W.
- 0C No GETVIS area available.
- 10 The length of the user area is incorrect.
- 14 The specified CUU is not defined.
- 18 The specified CUU has invalid device type for this request.
- 1C The device is not in a 'mounted' state for the issuing partition.

### MODVCE

- 04 The specified logical unit is not assigned.
- 08 The specified device address has not been defined to the system, or the device at this address is not a disk drive.
- 0C The specified device is not ready.
- 10 The system could not find the VOL1 label, or this label is invalid.
- 14 Another, unrecoverable I/O error occurred on the specified device.
- 18 The specified device is not operational.

### MSAT

- 04 One of the following:
- No assignment to device is found (ID=CKU function).
  - All devices are in a down status or all logical units are assigned to the same physical units as the current assignments (ID=NXT function).
  - No permanent assignment is stored (ID=RSU function).
- 08 Space is insufficient to complete the requested function. Applies to the functions ID=ALT, ID=ALP, and ID=PER.
- 0C Either of the following:
- The status of an alternate assignment is incompatible with the status of the current assignment. Applies to the functions ID=ALT and ID=ALP.
  - A permanent assignment is already saved. Applies only to the function ID=PER.
  - The device is already spooled (ID=PST) or not spooled (ID=PSP).
  - The device is not in use by the specified partition (ID=DVR).
- 10 The specified logical unit exceeds the range of the logical-unit unit support for the requesting partition.
- 14 The specified physical unit is not supported in the system, or (ID=PST or PSP) is not a unit record device.
- 18 The specified partition is not supported by the system.
- 1C The requested function is not supported.
- 20 The available user area is too small.
- 24 The specified device is already owned by or reserved for another partition (ID=ALT/ALT/NPM/NTM/DVU).

## VSE/Advanced Functions Return Codes

28 The specified device is down (ID=ALP/ALT/NPM/NTM/DVU).

### NPGR

00 The specified partition programmer LUB values are accepted.

08 The NPGR command is rejected.

The sum of all partition programmer LUBs is larger than the supervisor generated NPGR Value.

0C The NPGR command is rejected.

At least one of the specified NPGR value is either below the minimum of 10 or above the maximum of 255.

10 The NPGR command is rejected.

At least one of the specified partition has been started before (may be unbatched now).

14 The NPGR command is rejected.

NPGR for BG was specified but another partition was already started before (may be unbatched now).

18 The NPGR command is rejected.

Reallocation of BG LUBs is less than the highest assigned BG LUB.

1C The NPGR command is rejected.

A partition was specified, which is not supported.

### OPEN

01 The required dynamic storage area (DSA) space is not available.

02 No space is available for the required DTF extension.

03 No CI-buffer space is available.

04 No space is available for a save area.

05 No space is available for loading the Symbolic Label Access (SLA) routine.

06 No space is available for the control blocks needed by the system's common VTOC handler.

07 No space is available for the DLBL/TLBL input area READIN.

08 No space is available for an extent-list table (needed to process an OPEN for a file on FBA defined by DTFPH MOUNTED=ALL).

09 No space is available for required work areas.

0A No CI-buffer space is available for the processing of user labels.

0B The required space for PRODEXIT area is not available in partition GETVIS.

0C One of the following:

- No more space is available in the GETVIS area.
- No continuous space of the requested size is available.
- The specified length is a negative value.

### PARMMAC

Return Codes from Language Processor:

## VSE/Advanced Functions Return Codes

- 04 Invalid function code.
- 08 Invalid system function parameter.
- 0C Required parameter not specified, generation suppressed.

### Return Codes from Service Function:

- 00 Request was successful.
- 08 Invalid length in LENFLD.
- 0C Invalid pointer for a buffer parameter.
- 10 Parameter not defined in GETVAL request.
- 14 SETPDF request occurred twice.
- 18 SETPDF request occurred after second GETREC.
- 1C Too many symbolic parameters are defined within a job. A maximum of 20KB of GETVIS storage is spent to save them.
- 20 No system GETVIS space available.
- 2C No partition GETVIS space available.
- 40 Invalid request for a function.

## PROCMAC

### Return Codes from Language Processor:

- 04 Invalid function code.
- 08 Invalid system function parameter.
- 12 Required parameter not specified, generation suppressed.

### Return Codes from Service Function:

- 00 Request has been successful
- 04 Procedure not found
- 08 EOPREQ was given on Level 0
- 0C GETREC was given on Level 0
- 10 ACCESS exceeds nesting level of 15
- 14 Duplicate procedure name in nested stack.
- 18 Request outside member.
- 1C Invalid pointer for buffer management.
- 20 No System GETVIS space available.
- 24 Librarian error (insufficient system GETVIS space, a security violation, or other inconsistency).
- 28 Conflict in nested stack related to DATA = YES/NO option.
- 2C No partition GETVIS space available.
- 30 Error in LABEL request.
- 34 Partition FREEVIS failed.
- 40 An invalid function was requested.



## VSE/Advanced Functions Return Codes

### REALAD

00 The requested virtual address is not contained in a PFIxed page.

### SETLIMIT (called by size processing)

If any of the subsequent return codes occurs, the system does not store the new limit (for SIZE).

08 The program in the partition currently uses dynamic storage.

0C The SIZE specification does not leave the minimum partition GETVIS area (48KB).

10 The SIZE value exceeds the allocation value of the partition.

14 The size of the program area specified by the SIZE value is less than the allowed minimum.

18 A permanent change of the partition size is only allowed for static partitions.

1C The SIZE specification does not leave the minimum partition GETVIS area of 48KB below 16MB.

### SETLIMIT (called by SETPFIX)

If any of the subsequent return codes occurs, the system does not store the new PFIx limits.

08 The request was not given for the currently active partition.

0C Detailed error information is passed by JCL.

10 The sum of the PFIx BELOW and PFIx ABOVE limit exceeds the size of the virtual partition.

### SLOAD

04 The phase is not found (cancel exit X'22').

08 FETCH I/O error (cancel exit X'28').

0C Invalid library structure (cancel exit X'29').

10 Invalid address (cancel exit X'25').

14 Security violation (cancel exit X'08').

1C The partition LTA is too small.

24 The phase is not loaded due to an RMODE violation.

### SUBSID (INQUIRY Request)

04 The requested information has been returned. However, the same subsystem is currently executing also in another partition. Register 0 contains, in its two high-order bytes, the PIK of that other partition.

08 The area to accommodate the requested information is too short. As a result, the returned information is truncated. Register 0 contains, in its two low-order bytes, the total length of this information.

0C Return codes 04 and 08 combined.

10 The specified subsystem is not on the system.

14 The requested inquiry function is not available because a back-level supervisor was loaded during system start-up.

**SUBSID (NOTIFY Request)**

The supervisor rejected the specified subsystem information if any of the listed return codes occurs.

- 04 The specified subsystem name is already stored for the requesting partition.
- 08 The variable part of the subsystem information is too long.
- 0C The system's subsystem list is full.
- 10 Too many subsystems are specified for the requesting partition.

**SUBSID (REMOVE Request)**

- 04 No subsystem information is stored under the specified name and for the requesting partition.

**SYSDEF**

- 1C A GETVIS request for a PFIxed storage area failed.

**UNLOCK**

- 04 The specified resource was not locked for the requesting task.
- 08 A DTL format error exists.

**VALID****Return codes for CHECK=READ:**

- 04 Storage area is fetch protected.
- 08 Invalid address.

**Return codes for CHECK=UPD:**

- 04 Key mismatch
- 08 Invalid address

**VIO**

- 04 The requested block is outside of the area.
- 08 Unrecoverable error.
- 0C Inconsistent state.

**VSAMLK**

- 04 The area made available for return information is too small.
- 08 The necessary GETVIS request failed.
- 0C Non-zero return from a system routine.
- 10 Invalid length or displacement specification.

**XECBTAB (CHECK Request)**

- 04 The specified XECB name is not stored in the XECB table. Registers 1 and 14 are set to zero.

**XECBTAB (DEFINE Request)**

- 04 An entry for the specified XECB exists already in the XECB table.

## VSE/Advanced Functions Return Codes

08 The XECB table is full.

### **XECBTAB (DELETE Request)**

04 The specified XECB entry is not included in the XECB table.

08 The requesting task does not own the specified XECB.

### **XECBTAB (RESET Request)**

04 The specified XECB entry is not included in the XECB table.

08 The requesting task does not own the specified XECB.

### **XPOST**

04 The specified XECB is not included in the XECB table.

#### **0D and 0E**

The requesting task is not authorized to issue an XPOST system function. The return code is actually a combination of 0C and the XPOST-system function access code stored in the accessed table entry.

### **XWAIT**

04 The specified XECB is not included in the XECB table.

08 Communication with the other task using the specified XECB is no longer possible. The other task issued an XECBTAB system function with TYPE=DELETALL.

0D The requesting task is not authorized to issue an XWAIT system function. The return code is actually a combination of 0C and the XPOST-system function access code stored in the accessed table entry.

## Common VTOC Handler (CVH) Return Codes

The VTOC Handler functions set completion, or return, codes in register 15 to show the operation's status after ending. The codes are primarily for error diagnosis by system routines.

The following table shows the codes and their meanings by function. Successful completion of the requested function sets a return code of zero into Register 15. A return code other than zero indicates a condition as listed in the table. The codes are listed in decimal notation.

Code*	Function Returning the Code:						Condition Causing the Code:
	Open	Rd	Wr	COV	Scr	Ren	
004		X					An I/O error (not ready, or not a DASD) occurred while reading the VOL1 label (see Note 1 on page 766).
008	X						The named volume is not mounted or the specified logical unit is not assigned.
012		X	X	X	X	X	An I/O error occurred while reading the VTOC (see Note 1 on page 766).
016			X	X			Duplicate file name on the specified volume.
020			X				The VTOC is full.
028			X	X			Overlap on unexpired file.
032			X	X			Overlap on protected unexpired file.
036			X	X			Overlap on VTOC.
044					X	X	Format-1 or next label not found.
048		X	X	X	X		Invalid read or write address (see Note 2 on page 766).
056			X	X			Overlap on protected expired file.
064	X	X	X	X	X	X	GETVIS failed.
068					X	X	Access-control violation (see Note 3 on page 766).
076			X	X	X	X	Invalid VTOC-share option.
080				X	X		Supplied label information would cause overlapping extents or result in duplicate identifiers on the same volume.
084	X						User-supplied work area is too small.
088		X	X	X	X	X	Format-4 label not found.
092	X	X					VOL1 label not found.
096	X						SVA EXTENT processing failure (see Note 4 on page 766).
100		X	X	X	X	X	Data-check I/O error (see Note 5 on page 766).
104	X						Failure to load a phase of the common VTOC handler.
108			X	X			The labels are neither format-1 nor format-3 (see Note 6 on page 766).
112	X						Lock table is full.
116	X						The lock request would result in a deadlock.
120	X						The lock request is inconsistent.
124	X						A LOCK/UNLOCK DTL format error exists.
128	X						The task in control issued a lock request for a resource it already owns.



## VSE/Advanced Functions Return Codes

Function Returning the Code:							Condition Causing the Code:
Code*	Open	Rd	Wr	COV	Scr	Ren	
132	X						The lock file is full.
136	X						The lock request is for a volume which is not online.
140	X						An unrecoverable lock-file I/O error occurred.

Legend: Rd = Read                      Scr = Scratch  
 Wr = Write                              Ren = Rename  
 COV = Check for overlapping extents      \* = decimal notation

### Notes:

1. This includes unrecoverable I/O errors other than data check if IRIOERR=YES was specified for open processing (in CVH macro OVTOC).
2. Read or write by address or read next was requested, but the address supplied in the I/O area is not within the bounds of the VTOC. The code can also occur on a request for  
     Write anywhere  
     Check for overlap  
     Scratch  
     if there is a bad chain pointer in one of the format-1 or format-3 label chains in the VTOC.
3. Occurs when scratch or rename is requested for a data-protected file and PRTBYP=NO was specified or defaulted (in CVH macro PVTOC).
4. A reason code is returned in register 0. This is the return code received by the CVH when it issued an EXTENT macro in order to perform the required open function.
5. Since a data check is an unrecoverable I/O error, the code can occur only if IRIOERR=YES was specified (in CVH macro OVTOC) for the open request.
6. COV supports only format-1 and format-3 labels. The error is detected also on write-any-slot requests without the COVBYP option specified (in CVH macro PVTOC).

## Access Control Return Codes

- 02      The partition area does not contain enough GETVIS space to load the phase DTSLOGON. You must either reduce the value specified on the SIZE= parameter, or increase the space allocated for the partition where the job is to run.
- 10      The access control routine, phase DTSLOGON, is not cataloged. You must catalog the phase in the system sublibrary.
- 20
- The access control table DTSECTAB cannot be loaded. You must assemble and link-edit the DTSECTAB table into the system sublibrary as "SVA eligible". The next // ID statement then automatically accesses the new table.

**Note:** This error should occur only if the table was accidentally deleted from the system sublibrary, and may require assembly/link-editing under VSE/AF or other supervisor without access control. You then must re-IPL the access control system to continue processing.

## VSE/Advanced Functions Return Codes

- For logon requests, where userid is not in the DTSECTAB, RC=20 means that RACROUTE request completed with a non zero return code, return code with meaning different from invalid userid/password. If further problems determination is required, contact your IBM support.

## OS/390 API Return Codes

Macro	Return Code	Reason Code	Explanation
ALESERV EXTRACTH	60		System error. The request was not completed.
ALESERV DELETE	08		The caller is not EAX-authorized to the address space specified by the ALET. The entry is not deleted.
	64		A problem state caller with PSW key /= 0 tried to delete an entry using CHKEAX=NO.
ATTACHX	08		Environmental error. Insufficient storage available for control blocks. Processing not completed.
BLDL	04	00	Phase not found. The R value in the PDS2TTR field is set to X'00'.
		04	NOP was requested.
	08	00	Permanent I/O error during directory search.
		1C	Invalid length of BLDL entry.
		20	Invalid library structure.
		24	The parameter list is outside the address limits of the requestor.
		28	The DCB is outside the address limits of the requestor.
		2C	Internal error.
DELETE	04		Requested phase was not in storage, or an attempt was made to delete a phase in the system GETVIS area (CSA) by a caller not authorized to do so.
DEQ	04		The resource has been requested for the task, but the task has not been assigned control of it. The task continues waiting. (This return code might result if an exit routine, which received control because of an interruption, issued the DEQ macro on behalf of the task.)
	08		Control of the resource has not been requested by the active task, or the resource has already been released.
ENQ	04		The resource is not immediately available.
	08		A previous request for control of the same resource has been made for the same task. The task has control of the resource.
	14		A previous request for control of the same resource has been made for the same task. The task does not have control of the resource.
	18		Environmental error. The limit for the number of concurrent resource requests has been reached. The task does not have control of the resource unless some previous ENQ request caused the task to obtain control of the resource.
ESPIE	08		No ESPIE is active. The 4-word parameter list does not contain any relevant information.
ESTAEX	04	00	Program error. ESTAEX OV was specified, but ESTAEX CT was performed. No valid ESTAEX recovery routine existed.
		04	Program error. ESTAEX OV was specified, but ESTAEX CT was performed. The last ESTAE-type recovery routine was not owned by the user's RB.
		08	Program error. ESTAEX OV was specified, but ESTAEX CT was performed. The last ESTAE-type recovery routine was not created at the current linkage stack level.
		0C	Program error. ESTAEX OV was specified, but ESTAEX CT was performed. The last recovery routine was not an ESTAEX recovery routine.
	08		Program error. The ESTAEX request was not valid.

Macro	Return Code	Reason Code	Explanation
	0C		Program error. A recovery routine address equal to zero was specified, and one of the following conditions was detected: <ul style="list-style-type: none"> <li>• There are no recovery routines for this TCB.</li> <li>• The most recent recovery routine is not owned by the caller.</li> <li>• The most recent recovery routine is not an ESTAEX recovery routine.</li> <li>• The ESTAEX was created with the TOKEN parameter and on a deactivate request, either <ul style="list-style-type: none"> <li>– the token was not specified or</li> <li>– the token does not match.</li> </ul> </li> </ul>
	10		System error. An unexpected error was encountered while the request was being processed.
	14		Environmental error. ESTAEX was unable to obtain storage for a system data area.
	18		Program error. ESTAEX OV was requested and one of the following occurred: <ul style="list-style-type: none"> <li>• TOKEN parameter was not specified but the ESTAEX recovery routine was created with the TOKEN parameter. (The TOKEN parameter is available only to programs in supervisor state with PSW key 0 or programs that are APF-authorized.)</li> <li>• The TOKEN parameter was specified and the ESTAE-type recovery routine is not owned by the current RB.</li> <li>• The TOKEN parameter was not specified, but the ESTAEX recovery routine was created with the TOKEN parameter.</li> </ul>
	1C		Program error. ESTAEX was unable to access the input parameter list.
	24		Program error. A recovery routine address equal to zero was specified, but it was rejected because no ESTAEX recovery routines were active for the current linkage stack level.
	28		Program error. The caller was disabled.
	2C		Program error. The caller was locked.
	30		Program error. The caller had FRRs on the current FRR stack.
<b>ETDES</b>	04		The specified entry table was destroyed. There were connections to linkage indices, PURGE=YES was specified, and the entry table was disconn disconnected.
<b>FREEMAIN</b>	04		Program error. Not all requested virtual storage was freed. The reason may be: <ul style="list-style-type: none"> <li>• The address of the storage area to be freed is not correct.</li> <li>• The subpool you have specified does not match the subpool of the storage to be freed.</li> <li>• The key you have specified does not match the key of the storage to be freed.</li> </ul>
	08		Program error. No virtual storage was freed, because part of the storage area to be freed is fixed. The reason may be: <ul style="list-style-type: none"> <li>• You passed an incorrect storage address to the FREEMAIN macro.</li> <li>• You attempted to free storage that is fixed.</li> </ul>
<b>GETMAIN</b>	04		Environmental or system error. Virtual storage was not obtained because insufficient storage is available.
	08		System error. Virtual storage was not obtained, because the system could not PFIx the storage area.
<b>LXFRE</b>	04		The specified linkage indexes were freed. Entry tables were connected, but FORCE was specified and was successfully executed.

## OS/390 API Return Codes

Macro	Return Code	Reason Code	Explanation
	08		Some of the specified linkage indexes were freed. Entry tables were connected. FORCE was specified but one or more of the necessary disconnects failed. No action by the issuer of LXFRE is required in this situation.
<b>STORAGE OBTAIN</b>	04		Environmental or system error. Virtual storage was not obtained, because insufficient storage is available.
	08		System error. Virtual storage was not obtained, because the system could not PFIIX the storage area.
<b>STORAGE RELEASE</b>	04		Program error. Not all requested virtual storage was freed. The reason may be: <ul style="list-style-type: none"> <li>• The address of the storage area to be freed is not correct.</li> <li>• The subpool you have specified does not match the subpool of the storage to be freed.</li> <li>• The key you have specified does not match the key of the storage to be freed.</li> </ul>
	08		Program error. No virtual storage was freed, because part of the storage area to be freed is fixed. The reason may be: <ul style="list-style-type: none"> <li>• You passed an incorrect storage area address to the STORAGE macro.</li> <li>• You attempted to free storage that is fixed.</li> </ul>
<b>TIME</b>	04		Programming error. TOD clocks are not initialized.
	08		Environmental error. The TOD clock is not usable.
	0C		System error. Unexpected error.
	10		Programming error. The parameter list is not in addressable storage.



## Basic Security Manager (BSM) Return Codes

This section shows only those RACROUTE return codes issued by the z/VSE Basic Security Manager (BSM). If you are using an External Security Manager, please refer to its documentation.

**Note:** All return and reason codes are shown in hexadecimal.

### RACROUTE REQUEST=AUDIT

<b>SAF-RC</b>	<b>MEANING OF THE SAF RETURN CODE</b>
04	The requested function could not be performed.
<b>BSM-RC</b>	<b>MEANING OF THE BSM RETURN CODE</b>
00	No security decision could be made.
<b>REAS.-C</b>	<b>MEANING OF THE REASON CODE</b>
00	The request, resource, subsystem combination is not supported by BSM.

### RACROUTE REQUEST=AUTH

<b>SAF-RC</b>	<b>MEANING OF THE SAF RETURN CODE</b>
00	The request completed successfully.
<b>BSM-RC</b>	<b>MEANING OF THE BSM RETURN CODE</b>
00	The user is authorized by BSM to obtain use of a protected resource.
<b>REAS.-C</b>	<b>MEANING OF THE REASONCODE</b>
00	Normal completion.
04	Requested function could not be performed. No BSM decision.
<b>BSM-RC</b>	<b>MEANING OF THE BSM RETURN CODE</b>
00	No security decision could be made.
<b>REAS.-C</b>	<b>MEANING OF THE REASON CODE</b>
00	One of the following has occurred: <ul style="list-style-type: none"> <li>• BSM is not installed.</li> <li>• Class not supported by BSM or class table missing.</li> <li>• Request resource combination is not supported by BSM.</li> </ul>
04	The specified resource is not protected. One of the following has occurred: <ul style="list-style-type: none"> <li>• There is no profile protecting the resource.</li> <li>• Specified class is not active.</li> <li>• Specified class requires LIST request to be active and it is not.</li> </ul>
<b>EB</b>	Unexpected return code from LABEL macro.
<b>REAS.-C</b>	<b>MEANING OF THE REASON CODE</b>
xx	LABEL return code.
<b>EC</b>	Unexpected return code from SECHECK macro.

## BSM Return Codes

		<b>REAS.-C</b>	<b>MEANING OF THE REASON CODE</b>
		xx	SECHECK return code.
EE			Processing error during authorization checking.
		<b>REAS.-C</b>	<b>MEANING OF THE REASON CODE</b>
		xx	'20'x - '2F'x is a transaction checker return code.
08			Requested function has failed.
	<b>BSM-RC</b>	<b>MEANING OF THE BSM RETURN CODE</b>	
08			The user is not authorized by BSM to obtain use of the specified protected resource.
64			Indicates that the CHECK subparameter of the RELEASE keyword was specified on the execute form of this RACROUTE macro; however, the list form of the macro does not have the same RELEASE parameter. Macro processing terminates.

## RACROUTE REQUEST=DEFINE

	<b>SAF-RC</b>	<b>MEANING OF THE SAF RETURN CODE</b>	
	04		The requested function could not be performed.
	<b>BSM-RC</b>	<b>MEANING OF THE BSM RETURN CODE</b>	
	00		No security decision could be made.
		<b>REAS.-C</b>	<b>MEANING OF THE REASON CODE</b>
		00	The request, resource, subsystem combination is not supported by BSM.

## RACROUTE REQUEST=DIRAUTH

	<b>SAF-RC</b>	<b>MEANING OF THE SAF RETURN CODE</b>	
	04		The requested function could not be performed.
	<b>BSM-RC</b>	<b>MEANING OF THE BSM RETURN CODE</b>	
	00		No security decision could be made.
		<b>REAS.-C</b>	<b>MEANING OF THE REASON CODE</b>
		00	The request, resource, subsystem combination is not supported by BSM.

## RACROUTE REQUEST=EXTRACT

	<b>SAF-RC</b>	<b>MEANING OF THE SAF RETURN CODE</b>	
	00		The request completed successfully.
	<b>BSM-RC</b>	<b>MEANING OF THE BSM RETURN CODE</b>	
	00		The extraction completed successfully.
		<b>REAS.-C</b>	<b>MEANING OF THE REASON CODE</b>
		00	Only valid for DERIVE requests which are not supported.
04			The requested function could not be performed.

<b>BSM-RC</b> <b>00</b>	<p><b>MEANING OF THE BSM RETURN CODE</b> No security decision could be made.</p>
	<p><b>REAS.-C      MEANING OF THE REASON CODE</b></p>
	<p><b>00</b>      The BSM router is not loaded. The request, resource, subsystem combination is not supported by BSM.</p>
<b>08</b>	<p>The profile could not be found.</p>
	<p><b>REAS.-C      MEANING OF THE REASON CODE</b></p>
	<p><b>00</b>      No profile found.</p>
	<p><b>08</b>      Segment not found.</p>
<b>0C</b> <b>14</b>	<p>BSM or BSM server is not active. For TYPE=EXTRACT of USER class data, ENTITYX was not specified and no ACEE exists or the ACEE was not for a defined user.</p>
	<p><b>REAS.-C      MEANING OF THE REASON CODE</b></p>
	<p><b>00</b>      No ACEE exists.</p>
<b>08</b>	<p>Requested function has failed.</p>
<b>BSM-RC</b> <b>18</b>	<p><b>MEANING OF THE BSM RETURN CODE</b> A parameter-list error was encountered.</p>
	<p><b>REAS.-C      MEANING OF THE REASON CODE</b></p>
	<p><b>08</b>      Invalid type specified.</p>
	<p><b>0C</b>      Invalid number of fields.</p>
	<p><b>10</b>      Invalid class-name specified.</p>
	<p><b>14</b>      Invalid version in parameter list.</p>
	<p><b>1C</b>      Invalid parameter length.</p>
	<p><b>48</b>      Invalid entity-name length with the ENTITYX keyword:  <ul style="list-style-type: none"> <li>• The specified length is less than zero.</li> <li>• The specified length is greater than 8 for CLASS=USER.</li> </ul> </p>
	<p><b>4C</b>      Invalid buffer length specified with the ENTITYX keyword:  <ul style="list-style-type: none"> <li>• Less than zero.</li> <li>• Greater than 255.</li> <li>• Not zero but less than the entity-name length.</li> </ul> </p>
	<p><b>50</b>      The entity-name contains a blank.  <ul style="list-style-type: none"> <li>• If the ENTITYX keyword is specified and the entity-name length is given, the name has a blank in the beginning, in the middle, or at the end.</li> </ul> </p>
<b>64</b>	<p>Indicates that the CHECK subparameter of the RELEASE keyword was specified on the execute form of this RACROUTE macro; however, the list form of the macro does not have the same</p>

## BSM Return Codes

RELEASE parameter. It also indicates that the TYPE parameters specified on the list and execute forms may not be the same TYPE. Macro processing terminates.

### RACROUTE REQUEST=FASTAUTH

<b>SAF-RC</b>	<b>MEANING OF THE SAF RETURN CODE</b>		
00	The request completed successfully.		
	<b>BSM-RC</b>	<b>MEANING OF THE BSM RETURN CODE</b>	
	00	The user is authorized by BSM to obtain use of a protected resource.	
		<b>REAS.-C</b>	<b>MEANING OF THE REASON CODE</b>
		00	Normal completion.
04	Requested function could not be performed. No BSM decision.		
	<b>BSM-RC</b>	<b>MEANING OF THE BSM RETURN CODE</b>	
	00	No security decision could be made.	
		<b>REAS.-C</b>	<b>MEANING OF THE REASON CODE</b>
		00	BSM is not active, or the request, resource combination is not supported by BSM.
	04	The specified resource or class name is not defined to BSM or the class has not been RACLISTed.	
	EE	Processing error.	
		<b>REAS.-C</b>	<b>MEANING OF THE REASON CODE</b>
		15	Invalid transaction name given.
		16	Invalid ACEE provided.
		17	No ACEE BSM extension.
		18	No access class specified in DTSECTXN.
08	Requested function has failed.		
	<b>BSM-RC</b>	<b>MEANING OF THE BSM RETURN CODE</b>	
	08	The user is not authorized by BSM to obtain use of the specified protected resource.	
64	Indicates that the CHECK subparameter of the RELEASE keyword was specified on the execute form of this RACROUTE macro; however, the list form of the macro does not have the same RELEASE parameter. Macro processing terminates.		

### RACROUTE REQUEST=LIST

<b>SAF-RC</b>	<b>MEANING OF THE SAF RETURN CODE</b>		
00	The request completed successfully.		
	<b>BSM-RC</b>	<b>MEANING OF THE BSM RETURN CODE</b>	
	00	Function completed successfully.	
		<b>REAS.-C</b>	<b>MEANING OF THE REASON CODE</b>
		00	Delete request successful. Create request successful, and profiles were listed.

04	The requested function could not be performed.	
	<b>BSM-RC</b>	<b>MEANING OF THE BSM RETURN CODE</b>
	00	No security decision could be made.
	<b>REAS.-C</b>	<b>MEANING OF THE REASON CODE</b>
	00	The BSM router is not loaded; the requested resource combination is not supported by BSM.
	08	The specified class is not defined to BSM.
08	Requested function failed.	
	<b>BSM-RC</b>	<b>MEANING OF THE BSM RETURN CODE</b>
	0C	An error was encountered during RACROUTE REQUEST=LIST processing.
	<b>REAS.-C</b>	<b>MEANING OF THE REASON CODE</b>
	0010	Class table not loaded.
	0020	Server request failed.
	10xx	xx = VSE LOAD error return code.
	20xx	xx = VSE GETVIS error return code.
	18	Parameter list error.
	<b>REAS.-C</b>	<b>MEANING OF THE REASON CODE</b>
	10	Invalid request type (not DEFINE or DELETE).
64	Indicates that the CHECK subparameter of the RELEASE keyword was specified on the execute form of this RACROUTE macro; however, the list form of the macro does not have the same RELEASE parameter. Macro processing terminates.	

### **RACROUTE REQUEST=SIGNON**

<b>SAF-RC</b>	<b>MEANING OF THE SAF RETURN CODE</b>
04	Requested function could not be completed.
<b>BSM-RC</b>	<b>MEANING OF THE BSM RETURN CODE</b>
00	BSM could not process RACROUTE REQUEST=SIGNON request.
<b>REAS.-C</b>	<b>MEANING OF THE REASON CODE</b>
00	Any of the following has occurred: <ul style="list-style-type: none"> <li>• BSM is not installed.</li> <li>• The BSM does not support this request.</li> </ul>

### **RACROUTE REQUEST=STAT**

<b>SAF-RC</b>	<b>MEANING OF THE SAF RETURN CODE</b>
00	The requested completed successfully.
<b>BSM-RC</b>	<b>MEANING OF THE BSM RETURN CODE</b>
00	BSM is active and, if CLASS= was specified, the class is active.
04	The requested function could not be performed.



## BSM Return Codes

	<b>BSM-RC</b>	<b>MEANING OF THE BSM RETURN CODE</b>	
	00	No security decision could be made.	
		<b>REAS.-C</b>	<b>MEANING OF THE REASON CODE</b>
		00	The request, resource, subsystem combination is not supported by BSM.
	04	BSM is active; the class is inactive.	
	08	BSM is active; the class is not defined to BSM.	
		<b>REAS.-C</b>	<b>MEANING OF THE REASON CODE</b>
		00	Class not defined in class table.
		30	Class table missing.
64		Indicates that the CHECK subparameter of the RELEASE keyword was specified on the execute form of this RACROUTE macro; however, the list form of the macro does not have the same RELEASE parameter. Macro processing terminates.	

## RACROUTE REQUEST=TOKENBLD

	<b>SAF-RC</b>	<b>MEANING OF THE SAF RETURN CODE</b>	
	00	The request completed successfully.	
	<b>BSM-RC</b>	<b>MEANING OF THE BSM RETURN CODE</b>	
	08	Request has completed successfully.	
		<b>REAS.-C</b>	<b>MEANING OF THE REASON CODE</b>
		10	TOKNOUT area specified was larger than expected; on return the token-length field contains the expected length.
		14	STOKEN area specified was larger than expected.
		20	TOKNIN area specified was larger than expected.
08		The requested function failed.	
	<b>BSM-RC</b>	<b>MEANING OF THE BSM RETURN CODE</b>	
	00	An error occurred before the function could initiate.	
		<b>REAS.-C</b>	<b>MEANING OF THE REASON CODE</b>
		00	A recovery environment could not be established.

## RACROUTE REQUEST=TOKENMAP

	<b>SAF-RC</b>	<b>MEANING OF THE SAF RETURN CODE</b>	
	00	The request completed successfully.	
	<b>BSM-RC</b>	<b>MEANING OF THE BSM RETURN CODE</b>	
	00	Reason described by the following hexadecimal reason codes:	

## BSM Return Codes

	REAS.-C	MEANING OF THE REASON CODE
	00	The request was successful.
	04	TOKEN was not converted; already in requested format.
	0C	TOKNOUT area too large; token was successfully extracted.
04		The request did not complete successfully.
	BSM-RC	MEANING OF THE BSM RETURN CODE
	00	Reason described by the following hexadecimal reason codes:
	REAS.-C	MEANING OF THE REASON CODE
	00	XMREQ=YES was specified in a non-VSE environment.

## RACROUTE REQUEST=TOKENXTR

	SAF-RC	MEANING OF THE SAF RETURN CODE
	00	The request completed successfully.
	BSM-RC	MEANING OF THE BSM RETURN CODE
	00	Reason described by the following hexadecimal reason codes:
	REAS.-C	MEANING OF THE REASON CODE
	00	The request was successful.
	04	Invalid (down level) ACEE supplied. Information is defaulted if it could not be extracted.
	08	No ACEE available. Information is defaulted if it could not be extracted.
	0C	TOKNOUT area length was too large.
04		The request did not complete successfully.
	BSM-RC	MEANING OF THE BSM RETURN CODE
	00	Reason described by the following hexadecimal reason codes:
	REAS.-C	MEANING OF THE REASON CODE
	00	XMREQ=YES was specified in a non-VSE environment.

## RACROUTE REQUEST=VERIFY

	SAF-RC	MEANING OF THE SAF RETURN CODE
	00	The request completed successfully.
	BSM-RC	MEANING OF THE BSM RETURN CODE

## BSM Return Codes

	00	Indicates a normal completion.
	04	Verify token information.
	<b>REAS.-C</b>	<b>MEANING OF THE REASON CODE</b>
	0C	Indicates a TOKNIN was specified, but its length was too large.
	10	Indicates an STOKEN was specified, but its length was too large.
04		The requested function could not be performed.
	<b>BSM-RC</b>	<b>MEANING OF THE BSM RETURN CODE</b>
	00	ENVIR=VERIFY was specified without SAF installation exit processing.
	04	The user profile is not defined to BSM.
	<b>REAS.-C</b>	<b>MEANING OF THE REASON CODE</b>
	04	VSE: unsupported Interactive Interface user record version.
	20	BSM or BSM server is not active.
08		Requested function has failed.
	<b>BSM-RC</b>	<b>MEANING OF THE BSM RETURN CODE</b>
	08	The password is not authorized.
	0C	The password has expired.
	10	The new password is not valid.
	1C	The user's access has been revoked.
	28	OIDCARD parameter is required but not supplied.
	2C	OIDCARD parameter is not valid for specified user.
	44	A default token is used as input token.
64		Indicates that the CHECK subparameter of the RELEASE keyword was specified on the execute form of this RACROUTE macro; however, the list form of the macro does not have the same RELEASE parameter. Macro processing terminates.

## RACROUTE REQUEST=VERIFYX

<b>SAF-RC</b>	<b>MEANING OF THE SAF RETURN CODE</b>
00	The request completed successfully.
<b>BSM-RC</b>	<b>MEANING OF THE BSM RETURN CODE</b>
3C	Request completed successfully, but a VERIFYX condition occurred in SAF.
<b>REAS.-C</b>	<b>MEANING OF THE REASON CODE</b>
20	TOKNOUT area specified was too

## BSM Return Codes

			large; on return, the length field contains the length used.
		24	STOKEN area specified was too large.
		30	TOKNIN area specified was too large.
04	The requested function could not be performed.		
	<b>BSM-RC</b>	<b>MEANING OF THE BSM RETURN CODE</b>	
	00	No security decision could be made.	
		<b>REAS.-C</b>	<b>MEANING OF THE REASON CODE</b>
		00	The BSM was not loaded; no successful exit processing.
	20	BSM is not active.	
	3C	BSM is not installed.	
08	Requested function has failed.		
	<b>BSM-RC</b>	<b>MEANING OF THE BSM RETURN CODE</b>	
	00	Default ACEE or token-build error.	
		<b>REAS.-C</b>	<b>MEANING OF THE REASON CODE</b>
		00	SAF failed to set up a recovery environment.
	04	The user profile is not defined to BSM.	
	08	The password is not authorized.	
	0C	The password has expired.	
	10	The new password is not valid.	
	1C	The user's access has been revoked.	
	28	OIDCARD parameter is required but not supplied.	
	2C	OIDCARD parameter is not valid for specified user.	
	3C	A VERIFYX error occurred in SAF.	
		<b>REAS.-C</b>	<b>MEANING OF THE REASON CODE</b>
		04	Old password required.
		08	User ID required.
		0C	Propagation checking could not complete. Failed to set up a recovery environment.
64	44	A default token is used as input token. Indicates that the CHECK subparameter of the RELEASE keyword was specified on the execute form of this RACROUTE macro; however, the list form of the macro does not have the same RELEASE parameter. Macro processing terminates.	

---

**SVC Errors**

This appendix lists possible errors, by SVCs in ascending order, for invalid SVC conditions indicated by message 0S04I. The SVC codes in the list are in hexadecimal notation.

- Any** In a user-written stacker-select routine for a MICR device, the system accepts only an SVC 28 (EXITMR macro).
- 00** The message may be caused by errors such as:
- Storage at the location pointed to by register 1 does not contain a CCB or IORB.
  - The affected CCB or IORB (or the block's extension) has been overwritten.
  - The affected CCW (or CCW chain) is invalid.
  - The register 1 save-area field has been overwritten.
- 02** If LIOCS routines are involved: macros were called in an invalid sequence: an SVC 8 occurred following an SVC 2 and without an SVC 9 in between to free the transient area.
- If LIOCS routines are not involved: the user-written program includes a temporary exit (SVC 8) for a logical transient; in this exit, another transient routine is called by issuing an SVC 2 before an SVC 9 is issued to free the transient area. This may occur, for example, during execution of LVTOC if too small an extent has been specified in the EXTENT statement defining the output disk.
- Current task is owning the LTA and an SVC 2 has been issued out of the vendor exit, which is not allowed.
- 08** The SVC was not issued from a routine in the logical transient area.
- 09** The SVC was issued by a task not owning the logical transient area.
- 0B** The SVC was not issued by a routine in the logical transient area.
- 10** The SVC was issued in an exit routine.
- 11** The SVC was issued outside of the PC exit routine.
- 12** The SVC was issued in an exit routine.
- 13** The SVC was issued outside of the IT exit routine.
- 14** The SVC was issued in an exit routine.
- 15** The SVC was issued outside of the OC exit routine.
- 16** Partition key setting is requested together with the seize- or the disable function or with both.
- 21** The system received a power off or other request type from an invalid requestor or subsystem.
- 23** Either of the following:
- More than 16 HOLDS were issued for the same track or the same range of blocks.
  - More HOLDS than there are entries in the track-hold table were issued for the same task.
- 24** A FREE was issued for a non-DASD device or for a track that was not previously held.
- 25** The SVC was issued in an exit routine.
- 27** A DETACH error, such as:
- A main task issued a DETACH macro without SAVE= specified.
  - A DETACH macro was issued, but an invalid subtask ID is stored in the save area passed to the supervisor.
- 28** A POST macro with SAVE= was issued, but the ID stored in the specified save area does not identify a task of the caller's partition.
- 29** A DEQ macro was issued by a task that did not enqueue (by an ENQ macro) the specified resource.
- 2A** One of the following:



- A subtask without an ECB issued an ENQ macro.
  - A subtask issued an ENQ macro for a resource that was enqueued by another, terminated task; yet the resource had not been dequeued prior to this termination.
  - A task issued two ENQ macros for the same resource without a DEQ macro in between.
- 31 VTAM is not active or not yet initialized.
- 32 A LIOCS error, such as:
- An attempt was made to access a file beyond its upper extent limit.
  - An imperative macro (WRITE or PUT, for example) was issued for a file for which the requested access service is not available.
  - An invalid ASA control character for the printer was used.
  - A wrong-length record indication occurred while processing 1287 documents when RECFORM=UNDEF is specified for the file.
  - The 1287 program erroneously contained a CCW with the SLI flag set off.
  - A macro sequence error occurred in a program using associated files on a multifunction card machine or on the 3525 card punch (the GET-PUT sequence must be maintained when read/punch associated files are used).
  - For the 3886:
    - A format record of a length less than the minimum or more than the maximum was loaded via a SETDEV macro.
    - The length of the format record specified in the DTFDR macro is less than the length of the format record being loaded by the SETDEV macro.
    - An attempt was made to load a format record (via SETDEV) for a file that had not been opened previously.
  - Multiple file names were specified in a WAITF macro.
  - For a file on an FBA disk, the OPEN routines exceeded their pre-allocated work area and did not have enough space for issuing a message.
  - Specific for CI-format access methods:
    - While a user-written error exit for a file is being processed, an imperative macro other than ERET was issued for the same file.
    - The OPEN or CLOSE routines of VSE/VSAM attempted to issue an unsupported message.
    - The OPEN or CLOSE routines of VSE/VSAM have insufficient dynamic save-area space available.
    - A PUT was issued to an input file immediately following an FEOD or an OPEN.
    - An ERET RETRY was issued from a wrong-length-record user-error exit.
    - For a variable output file, a PUT was issued for a logical record larger than as specified in BLKSIZE=value.
    - PWRITE=YES is specified and the program issues a POINT.
    - For a DTFSD system file, an ERET RETRY was issued from a user-error exit.
    - For a DTFSD work file, a NOTE was issued for a record residing in a logical block beyond the 255th logical block in a CI (this can occur only if the file being accessed was created or modified with a specification other than DTFSD TYPEFLE=WORK).
  - The user-written program modifies a DTF block after OPEN processing, and this resulted in an improper file description for the access method.
  - A wrong-length record was found in the object program, or an I/O request was issued for an unopened file.

## SVC Errors

- For a DTFSF work file, a POINTR or a POINTW was issued with an invalid search argument.
- 35 VTAM is not active or not yet initialized.
- 38 The supervisor was generated without VM=YES specified in the SUPVR macro.
- 39 A negative area-length value (in register 0) was passed to the supervisor.
- 50 A wrong time value was given in register 1.
- 51 Either the task timer was not defined for this partition or the parameter passed with SVC 50 was invalid.
- 5F The SVC was issued outside of the EXIT AB routine.
- 60 Either the SVC was issued outside of the EXIT TT routine or the parameter passed with SVC 50 was invalid.
- 61 Either the SVC was issued in an exit routine or the task timer was not defined for this partition.
- 62 One of the following:
  - The specification of the ID parameter is invalid.
  - PIK was requested, but the requesting program runs with a protection key other than 0.
  - SEP was requested, but the requesting program runs with a protection key other than 0.
- 67 The SVC was issued for a non-FBA device or a programmer logical unit.
- 6E A LOCK or UNLOCK request was issued, and an error occurred (for example, the DTL block is found to be invalid - it may have been overwritten).
- 71 A cross partition communication control request was issued and an error occurred, such as:
  - An invalid subsystem name was used.
  - The requestor is not authorized to use the specified subsystem name.
  - The requesting, user-written program specifies CONNECT ANY.
- 8D An inter-user communications vehicle (IUCV) request was issued, and an error occurred such as:
  - The requester is not the VTAM Communications Network Application (VCNA) program.
  - The requester is not a main task.
  - The VM/SP interface to the virtual VSE system is not present in the VM system.
  - When performing IPL for the virtual VSE system, IUCV QUERY failed.

---

## z/VSE Interactive Interface Codes

Interactive Interface codes may be issued at user display stations in case of an error. If you are a skilled system user, you may solve some of the problems listed yourself. But often, it will be necessary that you contact the IBM Support Center. The Interactive Interface issues **abend** or **error codes**.

---

### Abend Codes

Abend codes are displayed on the user's screen to indicate the cause of the abnormal termination of the Dialog Manager (except for AT04).

If such an error occurs, the system enters the VSE/ICCF dump mode. You can then display important areas for error diagnosis with VSE/ICCF dump commands. To display the associated DTRLxxx error log record (where xxx is the VSE/ICCF user ID), enter:

**DIN GPRA F34 +80**

If the error log record is still not found, then enter:

**DIN GPRA F8 +80**

To display the address of the 1K work area of DTRDDMIO (DIWA), enter:

**DIN GPRA D88**

Further commands are given in the code descriptions below.

<b>Code</b>	<b>Description</b>
-------------	--------------------

<b>AT01</b>	Initial GETVIS for the FCB failed.
-------------	------------------------------------

<b>AT02</b>	GETVIS for the initial PCB failed.
-------------	------------------------------------

<b>AT03</b>	The root phase (first phase to be loaded) was too large for the allocated problem program storage area.
-------------	---

<b>AT04</b>	Insufficient storage to build I/O area for error message. This error forces a system dump (general register 15 contains 'AT04' in hexadecimal representation).
-------------	--

<b>AT05</b>	The called phase (phase to be loaded) was too large for the allocated problem program storage area.
-------------	---

<b>DM01</b>	Requested service was not INITIAL, and there is no UCA.
-------------	---

<b>DM02</b>	An error occurred while attempting to log an error. This problem usually occurs if:
-------------	---

- An ICCF library or directory is full, or
- There is not enough GETVIS area in the interactive partition.

<b>DM03</b>	An error occurred while attempting to use the system message file (DTR\$MSG).
-------------	---

<b>DM04</b>	An unrecoverable error occurred. Use the dump command
-------------	---

**DIN GPRA F34 +80** to display and analyze the error log record DTRLxxx.

<b>DM05</b>	No free storage available for required Dialog Manager control blocks.
-------------	---

<b>DM06</b>	Unrecoverable logic error occurred.
-------------	-------------------------------------

## z/VSE Interactive Interface Codes

**DM07** Reserved

**DM08** Library directory or file full condition occurred. Use the dump command **DIN GPRA F34 +80** to display and analyze the error log record **DTRLxxxx**. You may find the error code IO10 or IO11. Their meaning is as follows:

IO10: Directory full condition.

IO11: File full condition.

**DM09** Issued by module DTRDDMIO under VSE/ICCF. A bad return code has been received from DTSCLPRC when trying to log an **IO $n$**  error code.

**DM10** Issued by module DTRDDMIO or DTRDDMSW under VSE/ICCF. A logic error has occurred. Use DUMP command **DIN GPRA F34 +80** to display the error log record **DTRLxxxx**.

The three bytes stored in field UCAERCL (positions 37-39) of the error log record contain debugging information (offset within a module) and should be saved.

**DM11** Issued by module DTRDDMIO under VSE/ICCF. An VSE/ICCF library member needed by the Dialog Manager has the "Update in progress" (UPIP) bit on.

Use the dump command **DIN GPRD 0 50** (50 .. 90) to display the preceding VSE/ICCF request, including the affected VSE/ICCF library member name.

Next, issue the command **/PROTECT membername UPIP** in ICCF command mode and repeat the task.

## Error Codes

Error codes are indicated on your screen by one of the following messages:

- ABEND. REFER TO ERROR LOG ENTRY.
- THE PROGRAM YOU WERE USING ENDED ABNORMALLY. PRESS PF1 FOR MORE INFORMATION.

At the same time the error is recorded in member **DTRLxxxx** (where *xxxx* is the VSE/ICCF user ID) of your primary VSE/ICCF library. **DTRLxxxx** contains information like the following:

```
ABEND. REFER TO ERROR LOG ENTRY.
TEDIT  ADM$HDWT 0747 TEDIT  TB03
  TB03 -AN INVALID DESCRIPTOR ROW WAS READ
        WHILE PREPARING A TABLE FOR PROCESSING.
MEMBER DTRMSG OF LIBRARY 2 SHOWS
        THE FORMAT OF THE ABOVE RECORD.
```

The meaning is as follows:

- The first line is the message you see on your screen.
- The second line indicates the error (error code TB03), followed by an error description.
- The last line tells you where to look for the contents of the error log record: in member **DTRMSG** of VSE/ICCF library 2.

Table 11 shows the layout of the error log record stored as member **DTRMSG**. Use this layout to analyze the error log record.

*Table 11. Error Log Record Format*

Field Description	Record Position	Field Name
Name of current service.	1-8	UCASERV
Name of invoking function.	10-17	UCAFUNCT
Line number of invoking function.	18-21	UCAERLNO
Name of routine detecting the error.	23-30	UCAERRTN
Error code unique to Dialog Manager.	32-35	UCAERCD
Current line number of display panel or hexadecimal offset within module.	37-39	UCAERCL
Current column number of display panel.	40-41	UCAERCC
Information associated with a message: variable value, variable name, message identification, for example.	43-50	UCAERVV
Current record number of file in error.	51-54	UCAERCR
Error code of interactive subsystem.	56-59	UCAERSYS
File name of file in error.	61-68	UCAERFN
File type of file in error.	70-77	UCAERFT
File mode.	79-80	UCAERFM

### Code Description

- CL01** Recursive call. Program attempted to call itself.
- CL02** Called program was not found.



## **z/VSE Interactive Interface Codes**

- DP01** Invalid call to Display Service.
- DP02** A panel display request was made, but the panel file, or a valid header record within the panel file, could not be found. The name of the panel file in error is in field UCAERFN.
- DP03** Invalid panel file format found while building output. The line and column being built for the screen are in fields UCAERCL and UCAERCC. Field UCAERCR points to the current record number.
- DP04** Error while substituting a variable from the function routine into the panel. The variable value in error is in field UCAERVV.
- DP05** Error while processing synonym table for MOREINFO synonym.
- DP06** Error while decoding a panel.
- DP07** Error while analyzing a panel.
- FO01** The page number of the current page of an explain panel is not numeric.
- FO02** The page number of the last page of an explain panel is not numeric.
- FO03** End of file was detected on the panel file while attempting to read a direction record.
- FO04** End of file was detected on the panel file while attempting to reset the current record pointer after a direction record not found condition.
- FO05** End of file was detected on the panel file before a complete panel could be built.
- FO06** The output line created was too long for display on the screen.
- FO07** End of file was detected on the panel file while attempting to reset the current record pointer after looking for an explain record.
- FO08** The maximum number of menu selection items (16) was exceeded.
- FO09** Invalid field structure on a light-pen detectable field.
- FO10** Syntax violation. First character of high intensity field is blank.
- FO11** Variable name in text field is longer than eight characters.
- FO12** Syntax violation. Invalid attribute byte.
- FO13** The maximum number of data entry fields on a single panel (80) was exceeded.
- FO14** Reserved.
- FO15** The length specification for a non-EXEC2 variable was non-numeric, or less than one, or greater than 8.
- FO16** Variable name in a data entry field is longer than eight characters.
- FO17** Invalid delimiter found.
- FO18** The maximum number (16) of UENTRY fields on a single untokenized data entry panel was exceeded.
- FO19** Reserved.
- FO20** A Shift-Out character is not followed by a Shift-In character.
- FO21** The number of bytes between the Shift-Out and the Shift-In character (enclosing the double byte character string) is odd.

- FO22** A double byte character outside the valid DBCS range was found at the indicated position.
- FO23** A Shift-In character at the indicated position is not preceded by a corresponding Shift-Out character.
- FO24** A national language start delimiter is not followed by an end delimiter.
- FO25** The national language character string contains an invalid character.
- FO26** A national language start delimiter was found before a preceding start delimiter was followed by an end delimiter.
- FO27** A national language end delimiter at the indicated position is not preceded by a start delimiter.
- FO28** A panel containing a Shift-Out/Shift-In character cannot be displayed. The type of display station used does not support double-byte character mixed fields.
- FT01** Reserved.
- FT02** The output work file has not been initialized with SKEDIT.
- FT03** The file specified via a SKINCL or )IM statement does not exist.
- FT04** )ENDSEL was detected without a corresponding )SEL.
- FT05** The generated output record is too long.
- FT06** A control statement with an invalid control word was detected.
- FT07** A control statement with an invalid parameter was detected.
- FT08** An invalid variable name was detected.
- FT09** More than 3 )IM levels were detected.
- FT10** More than 8 )SEL levels were detected.
- FT11** End of input file was detected after an input record with ? in column 72. That is, the continuation record is missing.
- FT12** A syntax error was detected in a conditional substitution string.
- FT13** An incorrect parameter list was passed to a file tailoring service routine.
- FT14** An input file ended with a )SEL block different from the one that existed when the input file began.
- FT15** An input file ended with a )DOT block different from the one that existed when the input file began.
- FT16** )ENDSEL was detected in an input file different from the one in which the corresponding )SEL appeared.
- FT17** )ENDSEL was detected in a )DOT block different from the one in which the corresponding )SEL appeared.
- FT18** More than 4 )DOT levels were detected.
- FT19** )ENDDOT was detected without a corresponding )DOT.
- FT20** )ENDDOT was detected in a )IM file different from the one in which the corresponding )DOT occurred.
- FT21** )ENDDOT was detected in a )SEL block different from the one in which the corresponding )DOT occurred.
- FT22** Table specified in )DOT statement does not exist.

## z/VSE Interactive Interface Codes

- FT23** Invalid relational operator was detected in )SEL statement.
- FT24** Invalid Boolean operator was detected in )SEL statement.
- FT25** Invalid operand was detected in )SET or )VASSGN statement.
- FT26** An attempt has been made, via the )DOT statement, to process a table recursively.
- GV01** Variable not found in function routine.
- IC01** Unexpected or missing VSE/ICCF response to internal VSE/ICCF library switch request in module DTRDDMSW.  
The three bytes stored in field UCAERCL (positions 37-39) contain debugging information (offset within DTRDDMSW) and should be saved.
- IC02** Unexpected or missing ICCF response to internal /CONNECT OFF request in module DTRDDMSW.  
The three bytes stored in field UCAERCL (positions 37-39) contain debugging information (offset within DTRDDMSW) and should be saved.
- IC03** Unexpected or missing VSE/ICCF response to internal /SHOW USER request in module DTRDDMSW.  
The three bytes stored in field UCAERCL (positions 37-39) contain debugging information (offset within DTRDDMSW) and should be saved.
- IO01** Under VSE/ICCF:  
Logic error in DTRDDMIO. The field UCAERCL contains the hexadecimal displacement into DTRDDMIO.
- IO02** Under VSE/ICCF:  
File does not exist or is not open. This is a dialog logic error.
- IO03** File not open for input (read after write).
- IO04** Invalid file name.
- IO05** Unsupported direct read or write.
- IO06** File not open for output (write after read or open public).
- IO07** Invalid compressed file format.
- IO08** GETVIS failed.
- IO09** FREEVIS failed.
- IO10** Directory full. This error causes a DM08 Dialog Manager abend if it occurs while writing the error log.
- IO11** File full. This error causes a DM08 Dialog Manager abend.
- IO12** A file that did not exist when processing started does now exist. This is probably caused by more than one user updating the sublibrary concurrently (which is not allowed).
- IO13** An open file no longer has a directory entry. This is probably caused by more than one user updating the sublibrary concurrently (which is not allowed).
- IO14** VSE/ICCF "Update in Progress" (UPIP) bit is on.
- IO15** Security violation.
- IO16** DTSLMACC GETVIS failed.

- IO17 Duplicate open (same file opened twice).
  - IO18 Command /SET COMLIB OFF failed.
  - IO19 Command /CONNECT ... failed.
  - IO20 Bad return code from DTSCLP RC. This error causes a DM09 Dialog Manager abend if the error log buffer already contains an IOnn entry. This prevents recursive error logging.
  - LE01 Invalid calling sequence.
  - MG01 Invalid calling sequence to SETMSG routine.
  - MG02 Message file does not exist.
  - MG03 Message record does not exist.
  - MG04 Completed message text is longer than 70 characters. Can also be due to more parameters passed than ampersands (&) in message text.
  - MG05 Message record read is invalid.
  - MG06 Unrecoverable logic error in SETMSG routine.
  - MG07 End-of-message indicator found to be missing by DTRSETMG.
  - MG08 Shift-In out of sequence detected in message text.
  - MG09 Shift-Out out of sequence detected in message text.
  - MG10 Shift-In missing in message text.
  - MN01 Invalid calling sequence for SETMENU service.
  - OP01 Error detected while processing the options file. The record number in error is in field UCAERCR. The Dialog Manager is terminated.
  - OP02 Input file for TEST option not found. The Dialog Manager is terminated.
  - OP03 Error detected while reading the initial panel file, or file not found. The Dialog Manager is terminated.
  - OP04 DTR\$DTBL or DTR\$OPT file not found. The Dialog Manager is terminated.
  - OP05 Variables not found in DTR\$DTBL. This error always causes a Dialog Manager abend.
- The following variables must be defined in the DTR\$DTBL synonym table:  
@YES, @NO, @END, @OPSYS and @RELIPF.
- DTR\$DTBL is pointed to from the member DTR\$OPT. Dialogs cannot be run without these predefined variables. Usually, when this error code occurs, it indicates that DTR\$DTBL represents a back level version.
- Therefore, delete (or update manually) DTR\$DTBL and DTR\$OPT from your primary library.
- PF01 Parameter list passed to SETPF service is too short.
  - PF02 Panel type is not supported by SETPF service.
  - PF03 Variable for SETPF service not found in variable pool.
  - PF04 Variable for SETPF service cannot be set in variable pool.
  - PF05 PF key is not supported by SETPF service.
  - PF06 Synonym table search argument not found in synonym table.
  - SC01 Console not available or disconnected (initially).

## **z/VSE Interactive Interface Codes**

- SC02** Console no longer available.
- SC03** COPY function error.
- SC10** Invalid input buffer length.
- SC11** GETVIS/FREEVIS request failed.
- SM01** Invalid call to Service Manager. Number of parameters exceeded the maximum of 18.
- SM02** Service requested is not a valid Dialog Manager service. The invalid service is logged in field UCASERV.
- SP01** A special variable was not found in the synonym table. The variable is recorded in field UCAERVV. The Dialog Manager is terminated.
- ST01** Out of virtual storage. Your interactive partition is not large enough for the tables you are handling. Enlarge your interactive partition.
- ST02** Error while releasing virtual storage.
- SV01** Variable cannot be set. This error may occur during Assembler implementation if the variable overflow area is full.
- SV02** Variable name is a reserved name which cannot be set.
- TB01** Twenty tables have already been processed. There is no space to process another one.
- TB02** An invalid table name has been passed as a parameter to a table processing service routine.
- TB03** An invalid descriptor row was read while preparing a table for processing.
- TB04** An invalid data row was read while preparing a table for processing.
- TB05** An invalid variable name was detected while processing a table.
- TB06** Table does not exist.
- TB07** The specified table did not issue the TEDIT service.
- TB08** An incorrect parameter list was passed to a table processing service routine.
- TB09** Reserved.
- TB10** Invalid descriptor value was specified for TCREATE service.
- TB11** Invalid skip parameter specified for TSKIP service.
- XX01** Invalid operand in arithmetic statement.
- XX02** Result of arithmetic operation is invalid.
- XX03** Invalid length or index in SUBSTR request.
- XX04** Variable could not be found.
- XX05** Error while loading module DTSCCLPRC.
- XX06** Invalid value for ROUND.
- XX07** Rounded value too large.
- XX08** A subscript variable is either invalid or higher than the array dimension.



---

# Readers' Comments — We'd Like to Hear from You

IBM z/VSE  
Messages and Codes  
Volume 1  
Version 3 Release 1

Publication No. SC33-8226-00

Overall, how satisfied are you with the information in this book?

	Very Satisfied	Satisfied	Neutral	Dissatisfied	Very Dissatisfied
Overall satisfaction	<input type="checkbox"/>	<input type="checkbox"/>	<input type="checkbox"/>	<input type="checkbox"/>	<input type="checkbox"/>

How satisfied are you that the information in this book is:

	Very Satisfied	Satisfied	Neutral	Dissatisfied	Very Dissatisfied
Accurate	<input type="checkbox"/>	<input type="checkbox"/>	<input type="checkbox"/>	<input type="checkbox"/>	<input type="checkbox"/>
Complete	<input type="checkbox"/>	<input type="checkbox"/>	<input type="checkbox"/>	<input type="checkbox"/>	<input type="checkbox"/>
Easy to find	<input type="checkbox"/>	<input type="checkbox"/>	<input type="checkbox"/>	<input type="checkbox"/>	<input type="checkbox"/>
Easy to understand	<input type="checkbox"/>	<input type="checkbox"/>	<input type="checkbox"/>	<input type="checkbox"/>	<input type="checkbox"/>
Well organized	<input type="checkbox"/>	<input type="checkbox"/>	<input type="checkbox"/>	<input type="checkbox"/>	<input type="checkbox"/>
Applicable to your tasks	<input type="checkbox"/>	<input type="checkbox"/>	<input type="checkbox"/>	<input type="checkbox"/>	<input type="checkbox"/>

Please tell us how we can improve this book:

Thank you for your responses. May we contact you?  Yes  No

When you send comments to IBM, you grant IBM a nonexclusive right to use or distribute your comments in any way it believes appropriate without incurring any obligation to you.

\_\_\_\_\_  
Name

\_\_\_\_\_  
Address

\_\_\_\_\_  
Company or Organization

\_\_\_\_\_  
Phone No.



Fold and Tape

Please do not staple

Fold and Tape



NO POSTAGE  
NECESSARY  
IF MAILED IN THE  
UNITED STATES

# BUSINESS REPLY MAIL

FIRST-CLASS MAIL PERMIT NO. 40 ARMONK, NEW YORK

POSTAGE WILL BE PAID BY ADDRESSEE

IBM Deutschland Entwicklung GmbH  
Department 3248  
Schoenaicher Strasse 220  
D-71032 Boeblingen  
Federal Republic of Germany



Fold and Tape

Please do not staple

Fold and Tape





File Number: S370/S390-40  
Program Number: 5609-ZVS

Printed in USA

SC33-8226-00

