



# z/VM, VSE and Linux on IBM zSeries



## Session E24

# The CICS Transaction Gateway: Web and Java access to CICS

Chris Smith  
(smithch@uk.ibm.com)

Miami, 7 - 10 October 2002

## Trademarks

---

- The following terms are trademarks of International Business Machines Corporation in the United States and/or other countries:

AIX	MVS/ESA	TXSeries	WebSphere
CICS	OS/2	VSE/ESA	z/OS
CICS/VSE	OS/390	VTAM	zSeries
DB2	S/390	VisualAge	

- Java, J2EE, Solaris are trademarks of Sun Microsystems, Inc
- Windows, Windows 95, Windows 98, Windows 2000, and Windows NT are trademarks of Microsoft Corporation, Inc
- Other company, product, and service names may be trademarks or service marks of others

## Agenda

---

- Introduction
- Structure
- Terminal Servlet
- Network Protocols
- Connectivity to CICS
- Security Considerations
- Application Programming Interfaces
- Connector Architecture Support
- Further Information
- Summary

## Agenda

---

- Introduction
- Structure
- Terminal Servlet
- Network Protocols
- Connectivity to CICS
- Security Considerations
- Application Programming Interfaces
- Connector Architecture Support
- Further Information
- Summary

## Introduction...The CICS Transaction Gateway

---

- Provides an interface to CICS from Java and the Web....
  - ▶ from a Web Browser
  - ▶ from any Java execution environment
    - Applets
    - Servlets
    - Enterprise JavaBeans
    - Other Java Applications
- Allows Java programs to....
  - ▶ invoke CICS application programs
  - ▶ drive 3270 based CICS transactions
- Is a strategic IBM e-business Connector
  - ▶ The WebSphere Connector for CICS

## Introduction....The CICS Transaction Gateway

---

- Comprises
  - ▶ Java Gateway Daemon
  - ▶ Client Daemon
  - ▶ Java Class Library
  - ▶ Terminal Servlet
  - ▶ Configuration Tool
- Runs on several platforms
  - ▶ Windows NT, Windows 2000
  - ▶ AIX, Solaris, HP-UX
  - ▶ Linux for zSeries and S/390
  - ▶ OS/390, z/OS
- Supports multiple concurrent users and CICS connections
- Latest Version is V5.0

## Introduction....The CICS Transaction Gateway

---

### *CICS Transaction Gateway V3*

- Was delivered and licensed with
  - ▶ CICS Transaction Servers
  - ▶ TXSeries
  - ▶ WebSphere Enterprise Edition
  - ▶ VisualAge for Java Professional and Enterprise Editions
- Now withdrawn
  - ▶ Fee-based service is available until 31 January 2003

## Introduction....The CICS Transaction Gateway

---

### *CICS Transaction Gateway V4*

- Separately ordered and priced product
- New functions
  - ▶ Additional platform support
    - Windows 2000
    - HP-UX support
    - Linux for zSeries and S/390
  - ▶ Java 2 Enterprise Edition (J2EE) Connector support
  - ▶ Support for JDK V1.3
  - ▶ TCP62 enhancements
  - ▶ API enhancements
  - ▶ New sample programs
- Made Generally Available June 2001, withdrawn July 2002
  - ▶ End-of-Service June 2003



## Introduction....The CICS Transaction Gateway

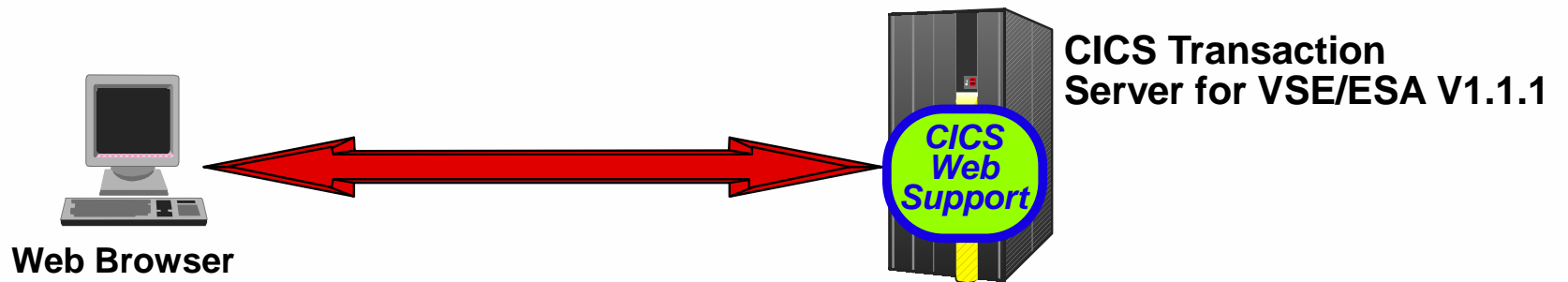
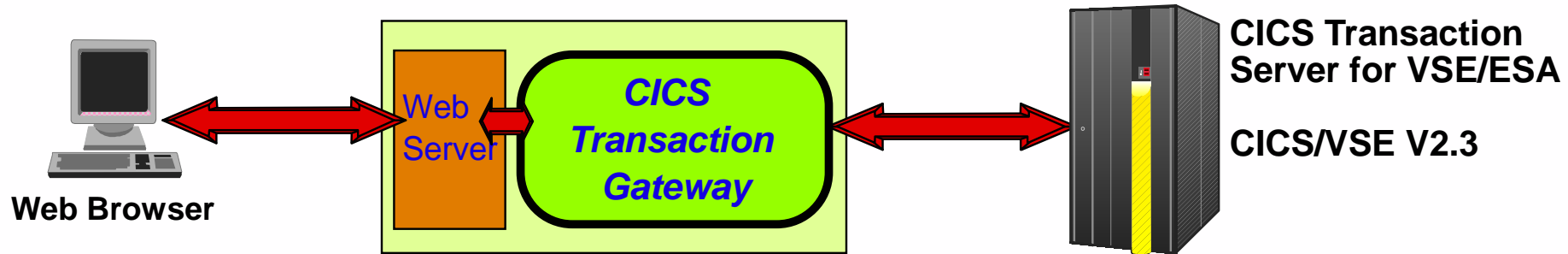
---

### *CICS Transaction Gateway V5*

- Made Generally Available July 2002
- New functions
  - ▶ Java Secure Socket Extension (JSSE) - 128-bit encryption
  - ▶ Tracing and logging enhancements
  - ▶ Performance improvements
  - ▶ Enhanced TCP62 protocol support
  - ▶ z/OS Automatic Restart Manager support
  - ▶ COBOL support for Windows
  - ▶ Accessibility improvements

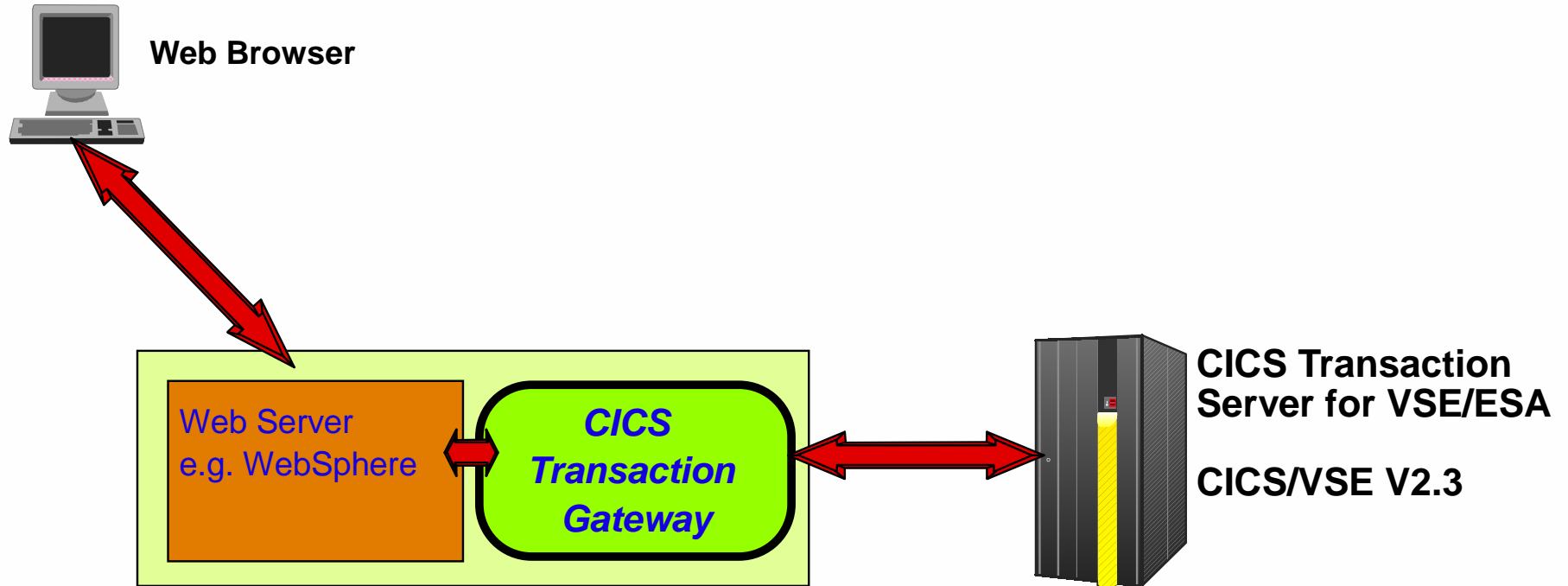
# Introduction...Relationship to CICS Web Support

---



# Introduction...The CICS Transaction Gateway

---

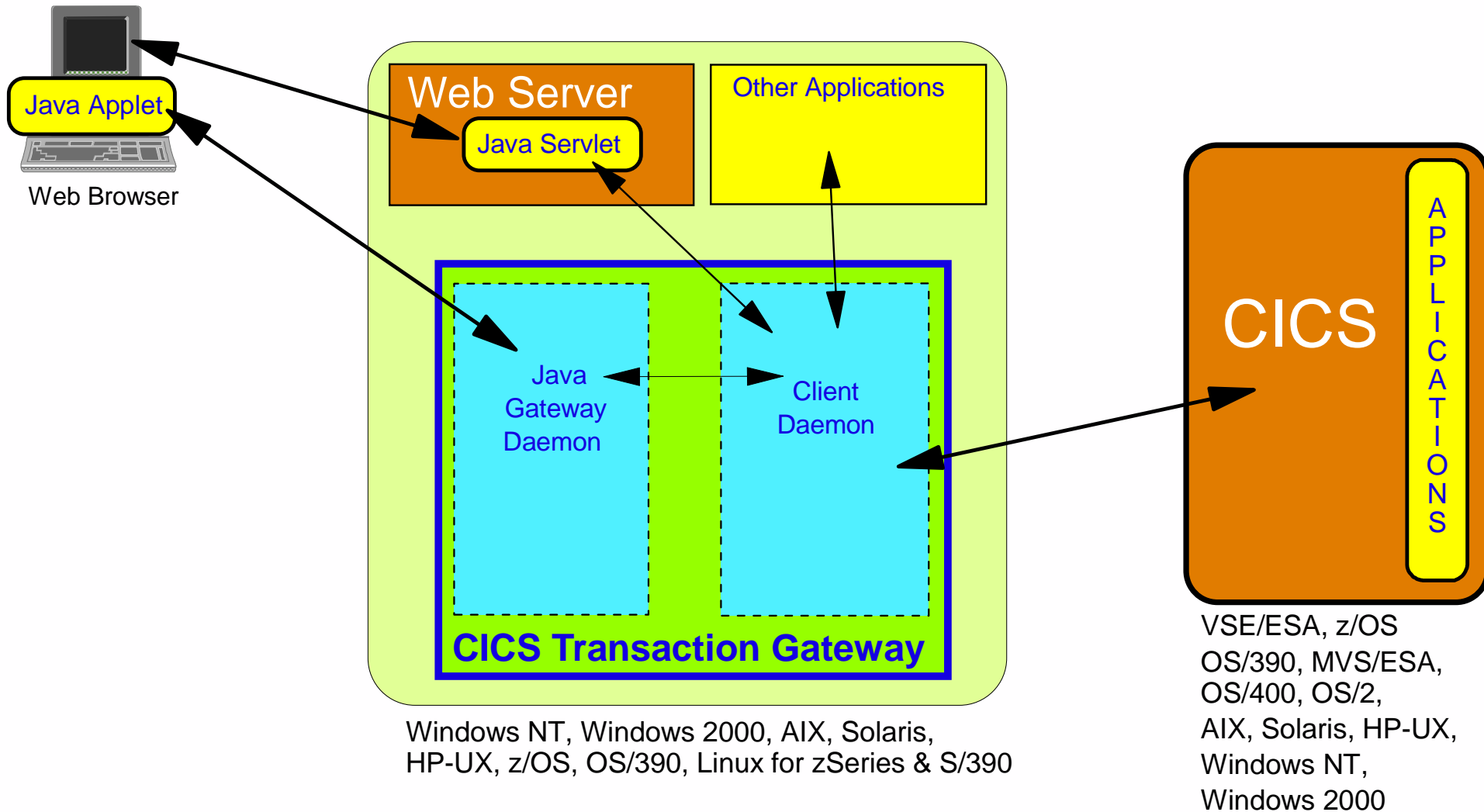


## Agenda

---

- Introduction
- **Structure**
- Terminal Servlet
- Network Protocols
- Connectivity to CICS
- Security Considerations
- Application Programming Interfaces
- Connector Architecture Support
- Further Information
- Summary

# Structure



Windows NT, Windows 2000, AIX, Solaris,  
HP-UX, z/OS, OS/390, Linux for zSeries & S/390

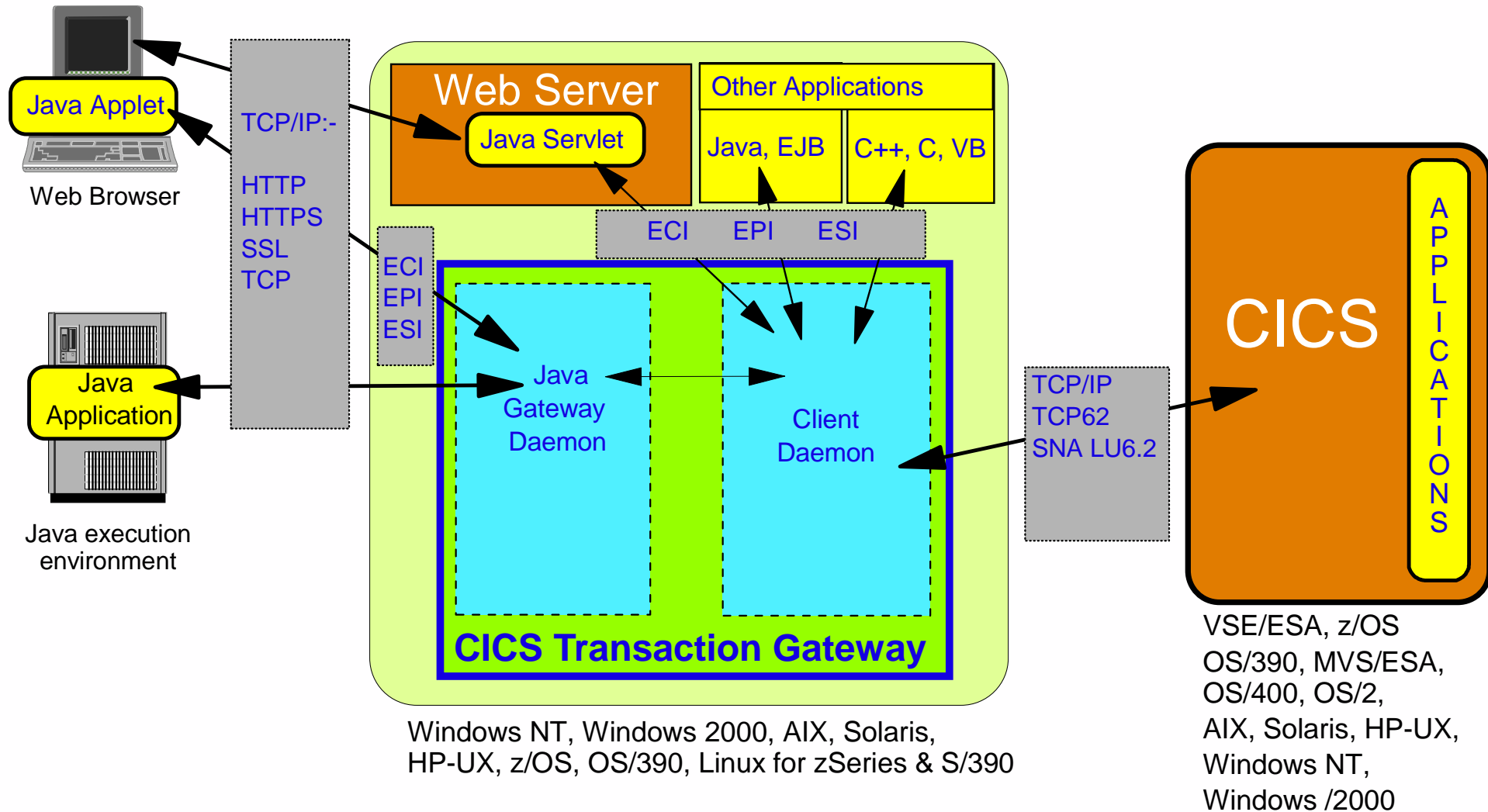
VSE/ESA, z/OS  
OS/390, MVS/ESA,  
OS/400, OS/2,  
AIX, Solaris, HP-UX,  
Windows NT,  
Windows 2000

## Structure....

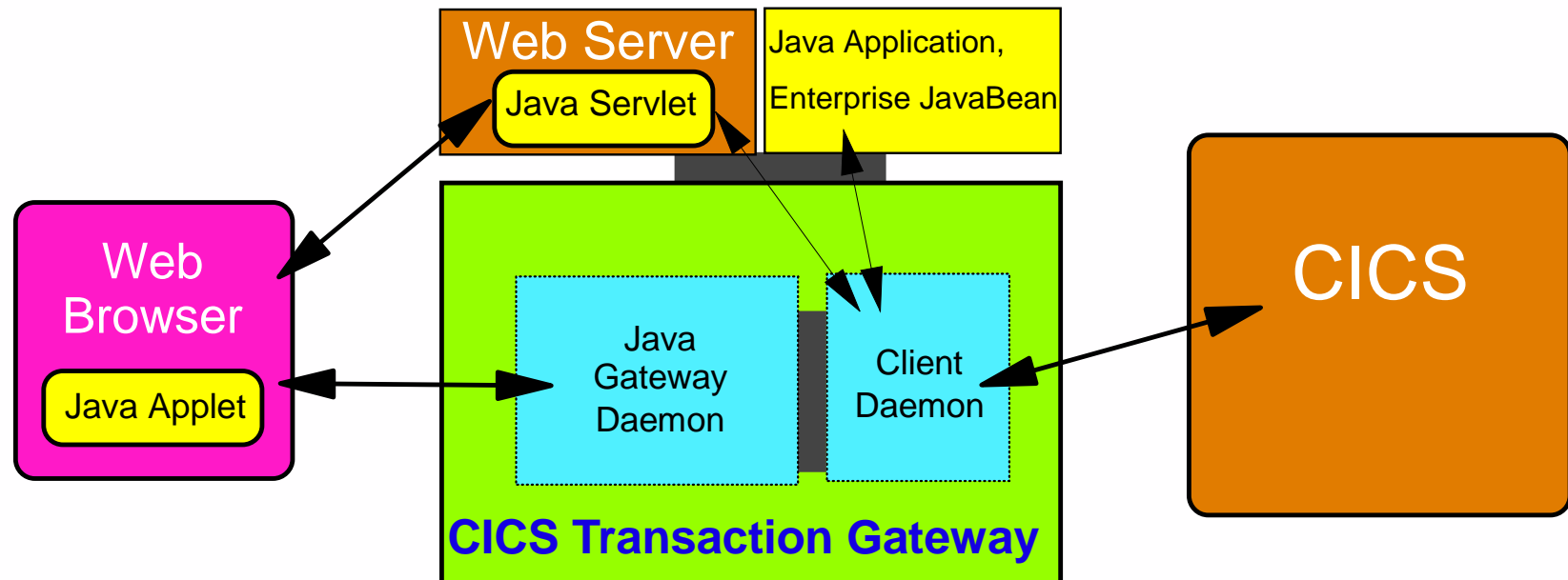
---

- The Java Gateway Daemon.....
  - ▶ handles connectivity to the Java client programs
  - ▶ interfaces to the Client Daemon
  - ▶ is a Java application
- The Client Daemon.....
  - ▶ is the CICS Universal Client
    - CICS Universal Client is also a separate product
    - Integrated within the CICS Transaction Gateway
  - ▶ provides access to CICS systems
    - Base API's
    - Connectivity

# Structure....



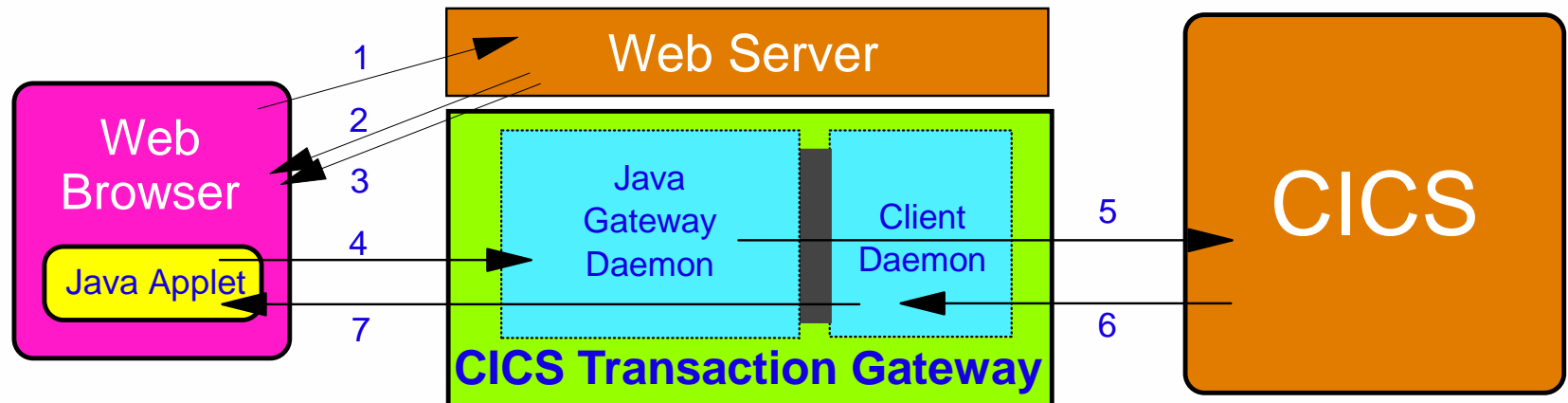
## Structure....



- Applets are Java applications that execute in Web browsers
- Servlets are Java applications that execute in Web servers
- Enterprise JavaBeans are Java applications that execute in Enterprise Java Servers

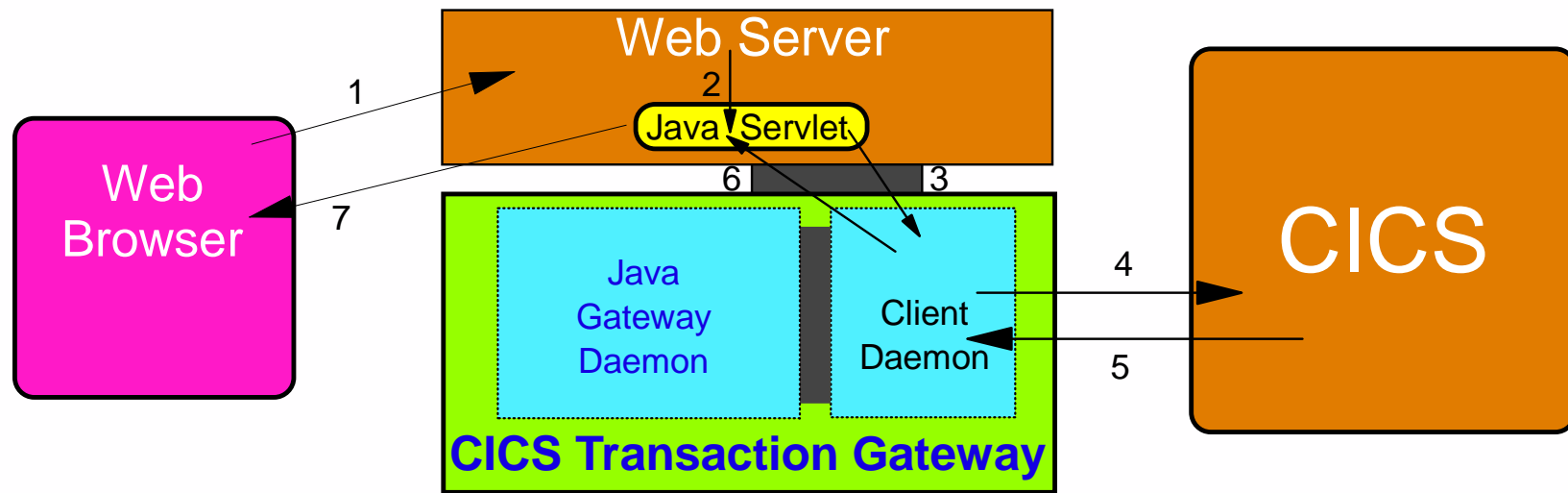


## Structure....Applet flows



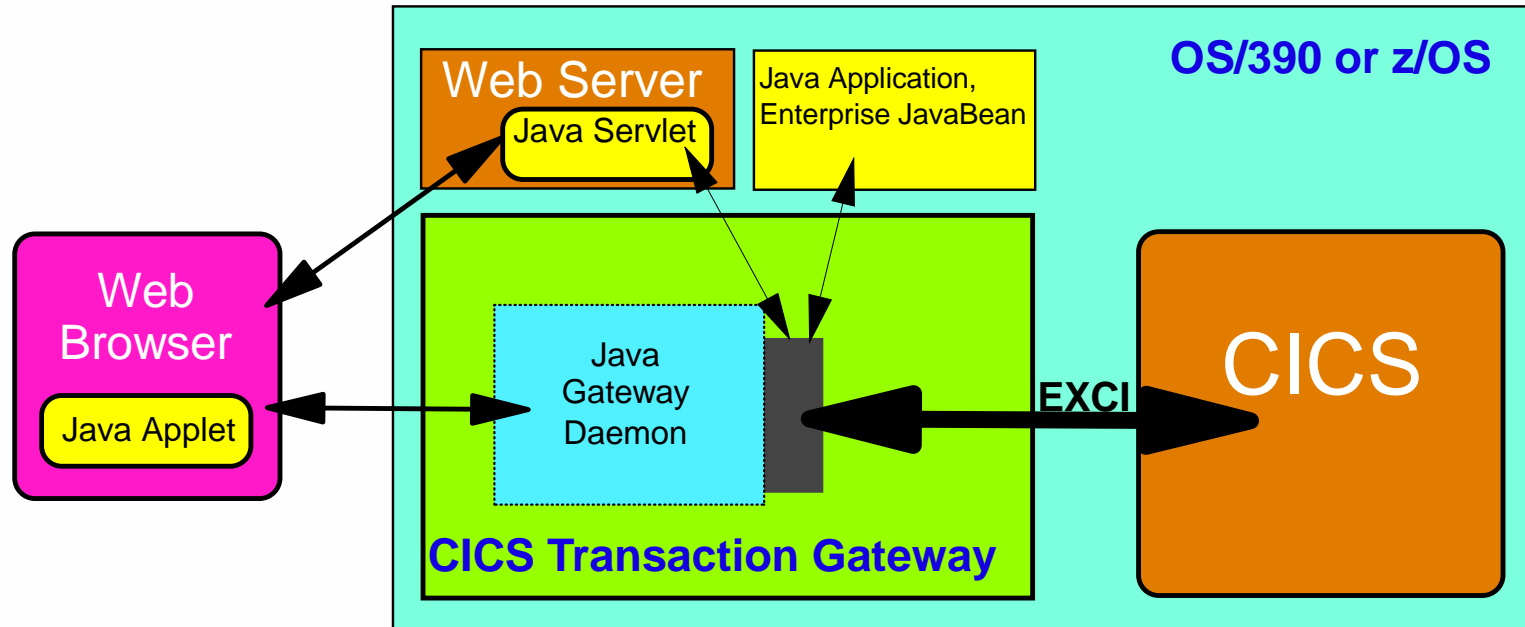
1. Web browser requests HTML page from the Web-server
2. Web server returns HTML page which identifies applet
3. Web browser downloads applet
4. Applet creates a CICS request and passes it to the Gateway
5. Gateway calls CICS Universal Client to pass request to CICS
6. CICS processes the request and returns result to CICS Client
7. Gateway gets result from CICS Client and provides to applet

## Structure....Servlet flows



1. Web browser requests an HTML page from the Web-server
2. Web server loads servlet identified in HTML page
3. Servlet creates a CICS request and passes to CICS Client
4. CICS Universal Client passes the request to CICS
5. CICS processes request and returns result to CICS Client
6. Servlet receives result from the CICS Client
7. Servlet formats HTML page which Web server sends to browser

## Structure on OS/390



- Communication with CICS via EXCI
- Only API supported is the External Call Interface
  - ▶ No EPI or ESI

## Agenda

---

- Introduction
- Structure
- **Terminal Servlet**
- Network Protocols
- Connectivity to CICS
- Security Considerations
- Application Programming Interfaces
- Connector Architecture Support
- Further Information
- Summary

## The Terminal Servlet

---

- Provides access to *CICS transactions* from Web Browsers
- Supplied as part of the CICS Transaction Gateway
- Not supported if CTG running on OS/390 or Linux for S/390
- The Terminal Servlet can....
  - ▶ Behave like a simple terminal emulator
  - ▶ Substitute data from CICS into HTML template files
  - ▶ Display CICS screen data in server-side includes
  - ▶ Map specific CICS screens to HTML pages
- Can be invoked in three ways....
  - ▶ By URL
  - ▶ With an HTML FORM
  - ▶ With a server-side include

## The Terminal Servlet....

---

### ■ Invoking the Terminal Servlet with a URL:

- ▶ `http://webserver/servlet/TerminalServlet?request=send&transaction=CECI`

### ■ Invoking the Terminal Servlet with an HTML FORM:

- ▶ `<FORM METHOD="GET" ACTION="/servlet/TerminalServlet">`  
`<INPUT TYPE="HIDDEN" NAME="REQUEST" VALUE="SEND">`  
`<INPUT TYPE="HIDDEN" NAME="TRANSACTION" VALUE="CECI"`  
.....Text entry tags, buttons, etc.....  
`</FORM>`

### ■ Invoking the Terminal Servlet with a server-side include:

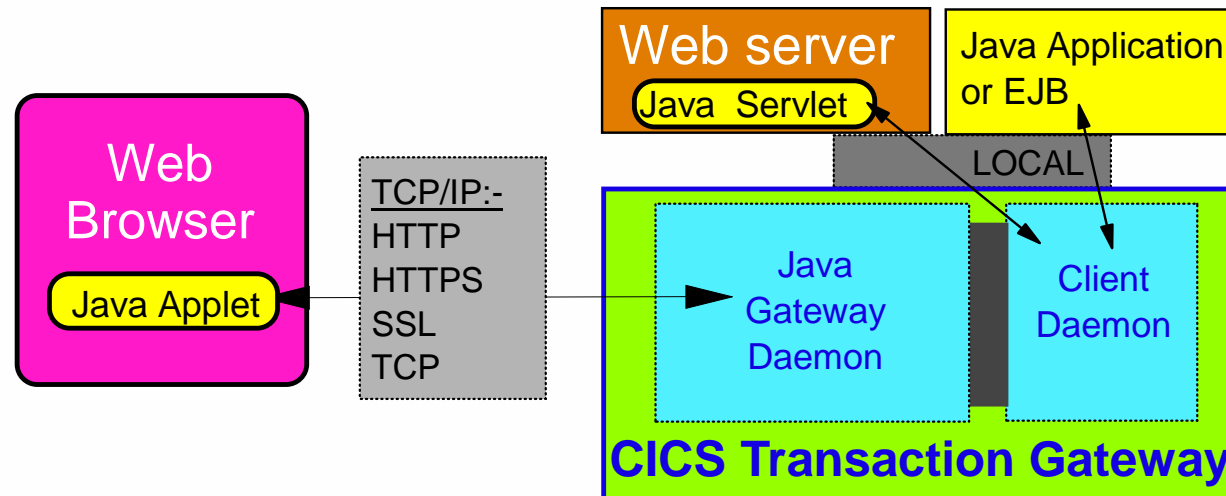
- ▶ `<SERVLET NAME="TerminalServlet">`  
`<PARAM NAME="request" VALUE="send">`  
`<PARAM NAME="transaction" VALUE="CECI">`

## Agenda

---

- Introduction
- Structure
- Terminal Servlet
- **Network Protocols**
- Connectivity to CICS
- Security Considerations
- Application Programming Interfaces
- Connector Architecture Support
- Further Information
- Summary

## Network Protocols



- tcp - private persistent connection protocol
- http - standard protocol used for the Web
- ssl - private persistent secure connection protocol
- https - secure protocol used for the web
- local - private protocol used on Gateway machine

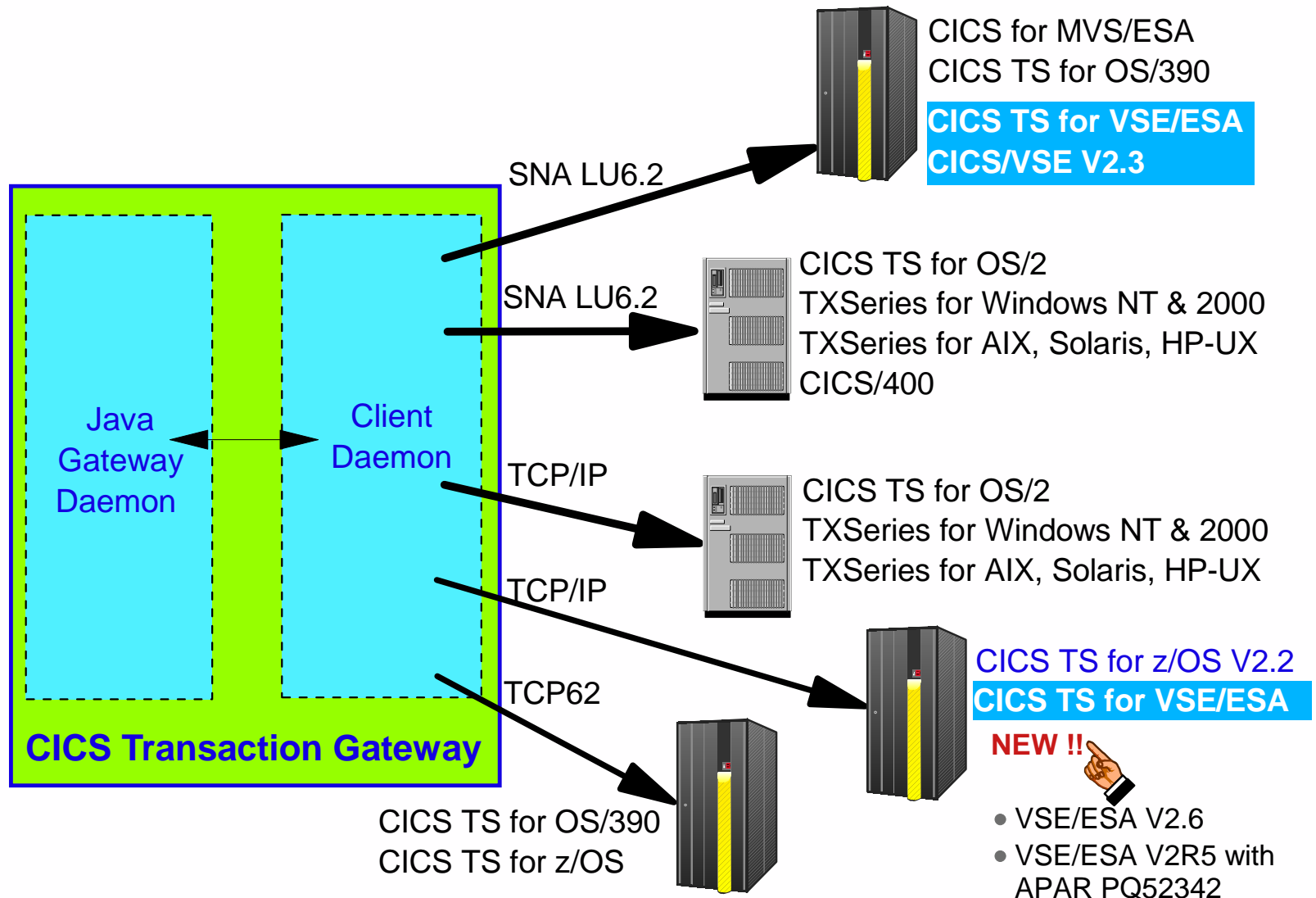


## Agenda

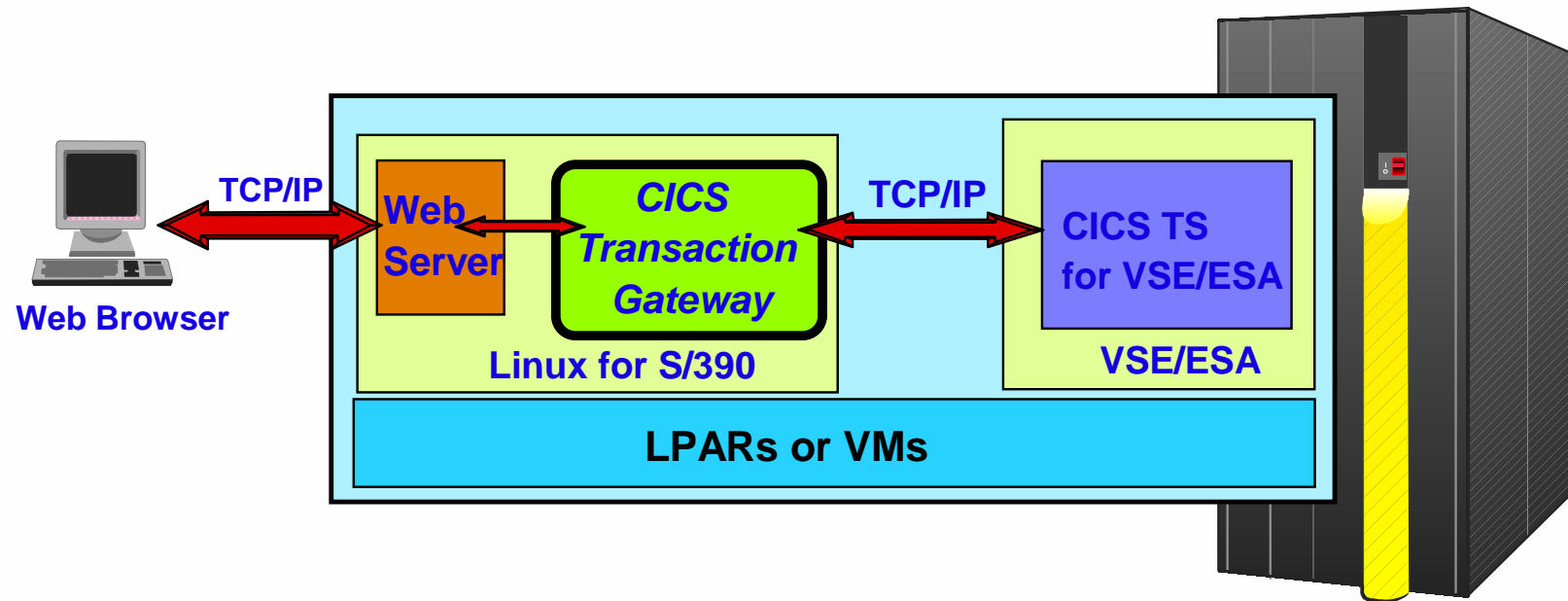
---

- Introduction
- Structure
- Terminal Servlet
- Network Protocols
- **Connectivity to CICS**
- Security Considerations
- Application Programming Interfaces
- Connector Architecture Support
- Further Information
- Summary

# Connectivity to CICS



## Connectivity from Linux on zSeries or S/390



- CICS Transaction Gateway V4 or later
- Support for the External Call Interface only
  - ▶ No support for EPI or ESI

## Agenda

---

- Introduction
- Structure
- Terminal Servlet
- Network Protocols
- Connectivity to CICS
- **Security Considerations**
- Application Programming Interfaces
- Connector Architecture Support
- Further Information
- Summary

## Security Considerations

---

- Between end-user or client application and the Gateway....
  - ▶ Via Secure Sockets Layer (SSL)
    - Support includes User Exits
- Between the Gateway and CICS on S/390....
  - ▶ LU6.2 security
    - Link
    - Session (Bind-time)
    - User (Conversation)

## Agenda

---

- Introduction
- Structure
- Terminal Servlet
- Network Protocols
- Connectivity to CICS
- Security Considerations
- **Application Programming Interfaces**
- Connector Architecture Support
- Further Information
- Summary

## Application Programming Interfaces

---

- Three API's
  - ▶ External Call Interface
  - ▶ External Presentation Interface
  - ▶ External Security Interface
- Java is the primary language
  - ▶ Applets
  - ▶ Servlets
  - ▶ Enterprise JavaBeans
  - ▶ Applications

*NB: other language bindings are also available for applications on the system on which the Gateway is running*

*→ C++, C, Visual Basic, COBOL*

## The External Call Interface

---

- Usually referred to as the *ECI*
- Allows invocation of *COMMAREA*-based *applications*
- CICS application invoked via
  - ▶ Program name
  - ▶ Userid and password
  - ▶ *COMMAREA*
- Like a CICS Distributed Program Link
- Calls may be extended to create one logical transaction
- Calls may be synchronous or asynchronous



## The External Presentation Interface

---

- Usually referred to as the *EPI*
- Provides access to *CICS 3270 transactions*
- Acts as a logical terminal
- Used to drive existing *CICS 3270 applications*
- No change to *CICS application*

## The External Security Interface

---

- Usually referred to as the *ESI*
- Enables use of *APPC Password Expiry Management (PEM)*
- Passwords can be verified or changed
- Provides audit trail information
- Requires an External Security Manager on S/390

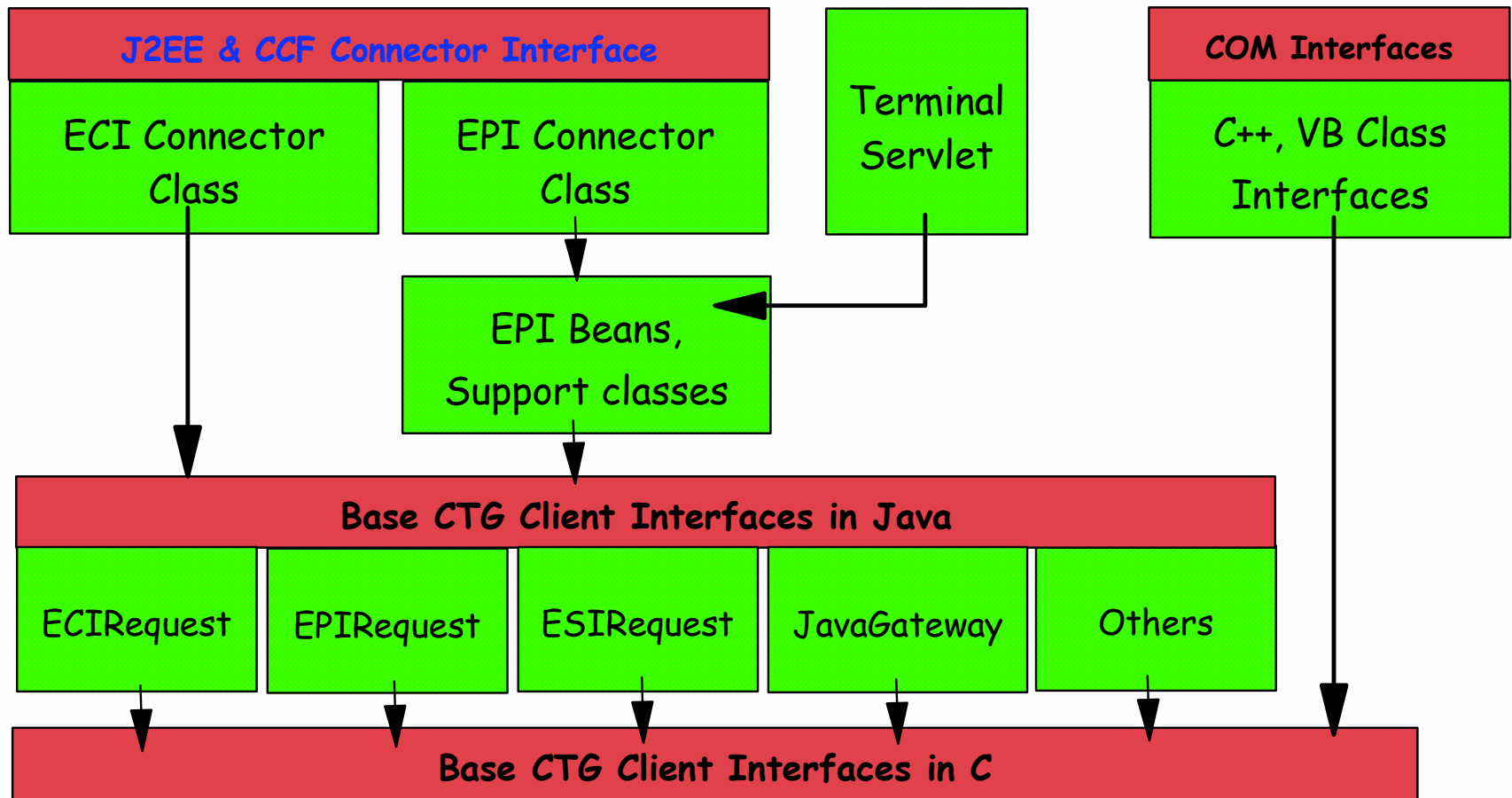
## The Java API....some basic concepts

---

- A *Class* is a collection of methods, data and interfaces common to all objects of a certain type
- A *Method* is the object-oriented term for a function
- An *Object* is created by instantiating the relevant class
  - ▶ Behaviour implemented with methods
  - ▶ State maintained in variables
- *JavaBeans* are self-contained re-usable Java components
  - ▶ Require no programming
  - ▶ Use any JavaBean enabled visual application builder
    - e.g. IBM VisualAge for Java, Sun JDK BeanBox

## The Java API

- Several layers of Java API supported



## Base Java API's

---

### ■ *JavaGateway* object

- ▶ Represents connection to the CICS Transaction Gateway
- ▶ Has various properties....
  - URL
  - Network address
  - Security classes to be used
- ▶ Core method is *flow*
  - Sends requests to the Gateway
  - Synchronous or asynchronous

## Base Java API's....

---

- *ECIRequest* object
  - ▶ Encapsulates all types of ECI request
- *EPIRequest* object
  - ▶ Encapsulates all types of EPI request
- *ESIRequest* object
  - ▶ Encapsulates all types of ESI request
- *CicsCpRequest* object
  - ▶ Queries code page in use
- *Callbackable* interface
  - ▶ Used with asynchronous calls

## Java EPI Support Classes

---

- Hides programmer from 3270 datastreams
- Based on C++ EPI classes in CICS Universal Client
- Terminal class handles all interactions with CICS
- Terminal has associated *Screen* instance....
  - ▶ Contains a number of *Fields*
    - accessed by index or screen position
- for BMS screens a *Map* class can be generated from BMS source and then fields accessed by name
- BMS Map classes created using supplied utility

## Example Java ECI code

```
import com.ibm.ctg.client.*;                // ctg classes
public class ECISamp
{
// Invoke program using:  java ECISamp <Gateway_URL> <CICS_Server><CICS_Prog><COMMAREA_size>
public static void main (String [ ] args)
{
    ECIRequest ecireq = null;                // initialise ECI request object
    int CommareaSize = Integer.parseInt(args[3 ]) // get commarea size as an integer
    byte [ ] Commarea = new byte [CommareaSize] // create byte array for Commarea
    JavaGateway jgate = new JavaGateway();    // create a JavaGateway object
    jgate.setURL(args[0]);                    // set URL of Gateway
    jgate.open();                             // open connection to Gateway
// set parameters on ECI request object
    ecireq = new ECIRequest(ECIRequest.ECI_SYNC, //ECI call type
        args[1], null, null,                  //CICS server, userid,password
        args[2], null,                        // program to be run & TranID
        Commarea, CommareaSize,              //COMMAREA & its length
        ECIRequest.ECI_NO_EXTEND, 0);        //ECI extend mode & LUW token
    jgate.flow(ecireq);                       // flow the ECI request to CICS
    if (ecireq.Cics_Rc == 0)                  // if good RC, show returned data in hex
    {
        System.out.println("\nProgram " + args[2] + "returned following data:- \n");
        System.out.print("\tHex: ");
        for (int i = 0; i < Commarea.length; i++)
            { System.out.print(Integer.toHexString(Commarea[i])); }
    }
// if bad RC, display error message
    else { System.out.println("\nError from Gateway, RC:( " +ecireq.getCicsRcString()); }
    jgate.close();                            // Close Gateway connection
}
}
```



## Example Java EPI code

```
import com.ibm.ctg.client.*;           // ctg classes
import com.ibm.ctg.epi.*;             // EPI support classes
public class EPISamp
{
    public static void main (String [ ] args)           // Invoke program using :
    {                                                    // java EPISamp <Gateway_URL> <CICS_Server>
        try {
            JavaGateway jgate = new JavaGateway();      //Create a default JavaGateway
            jgate.setURL(args[0]);                      // Set URL of remote Gateway
            jgate.open();                               // Open the connection

            Terminal terminal = new Terminal(jgate, args[1], null, null) ; // Add a terminal
            terminal.send(null, "CESN", null);          // Start CESN on the terminal

            Screen screen = terminal.getScreen();       // Get the current screen
            for (int i = 1; i <= screen.fieldCount(); i++) // Loop round all fields
            {
                if (screen.field(i).textLength() > 0) { // Print non-empty fields
                    System.out.println("Field " + i + ": " + screen.field(i).getText());
                }
            }

            screen.setAID(AID.PF3);                    // Set the AID key to send
            terminal.send();                            // Return the screen to CICS
            terminal.disconnect();                      // Disconnect the terminal
        }
        catch (Exception e) {                         // Handle any problems
            System.out.println(e.getMessage());
        }
    }
}
```

## EPI JavaBeans

---

- Use to quickly create front-ends that connect to CICS
- The EPI Beans are ....
  - ▶ Built on top of the EPI Support classes
  - ▶ Fully compliant with Sun's JavaBeans API
- Four EPI Beans supplied
  - ▶ The *EPITerminal* bean
  - ▶ The *EPIBasicScreenHandler* bean
    - Specific *ScreenHandler* beans can also be created
  - ▶ The *EPIScreenButtons* bean
  - ▶ The *EPIMonitor* bean

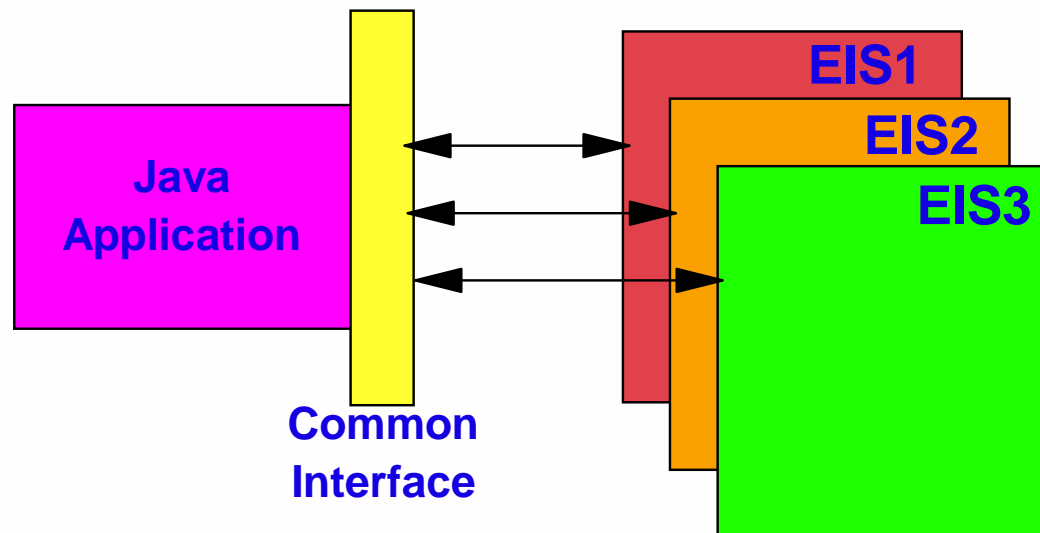
## Agenda

---

- Introduction
- Structure
- Terminal Servlet
- Network Protocols
- Connectivity to CICS
- Security Considerations
- Application Programming Interfaces
- **Connector Architecture Support**
- Further Information
- Summary

## Connector Architecture Support

- Two architectures are available with the goal of providing a consistent Java client application interface for integration with existing Enterprise Information Systems (EIS)
  - ▶ IBM Common Connector Framework (CCF)
  - ▶ Java 2 Enterprise Edition (J2EE) Connection Architecture



## Connector Architecture Support....

---

- The IBM *Common-Connector-Framework (CCF)* provides a consistent means of interacting with Enterprise resources from any Java execution environment
- The CICS Transaction Gateway provides CCF Connectors
  - ▶ ECI and EPI
- VisualAge for Java Enterprise Edition provides support for CCF connectors
  - ▶ CICS, MQSeries, IMS
  - ▶ Encina, Host-on-Demand, SAP R/3
- VSE/ESA e-business Connectors use CCF in VSE/ESA V2.5
  - ▶ Access VSE resources such as VSAM, Librarian, POWER

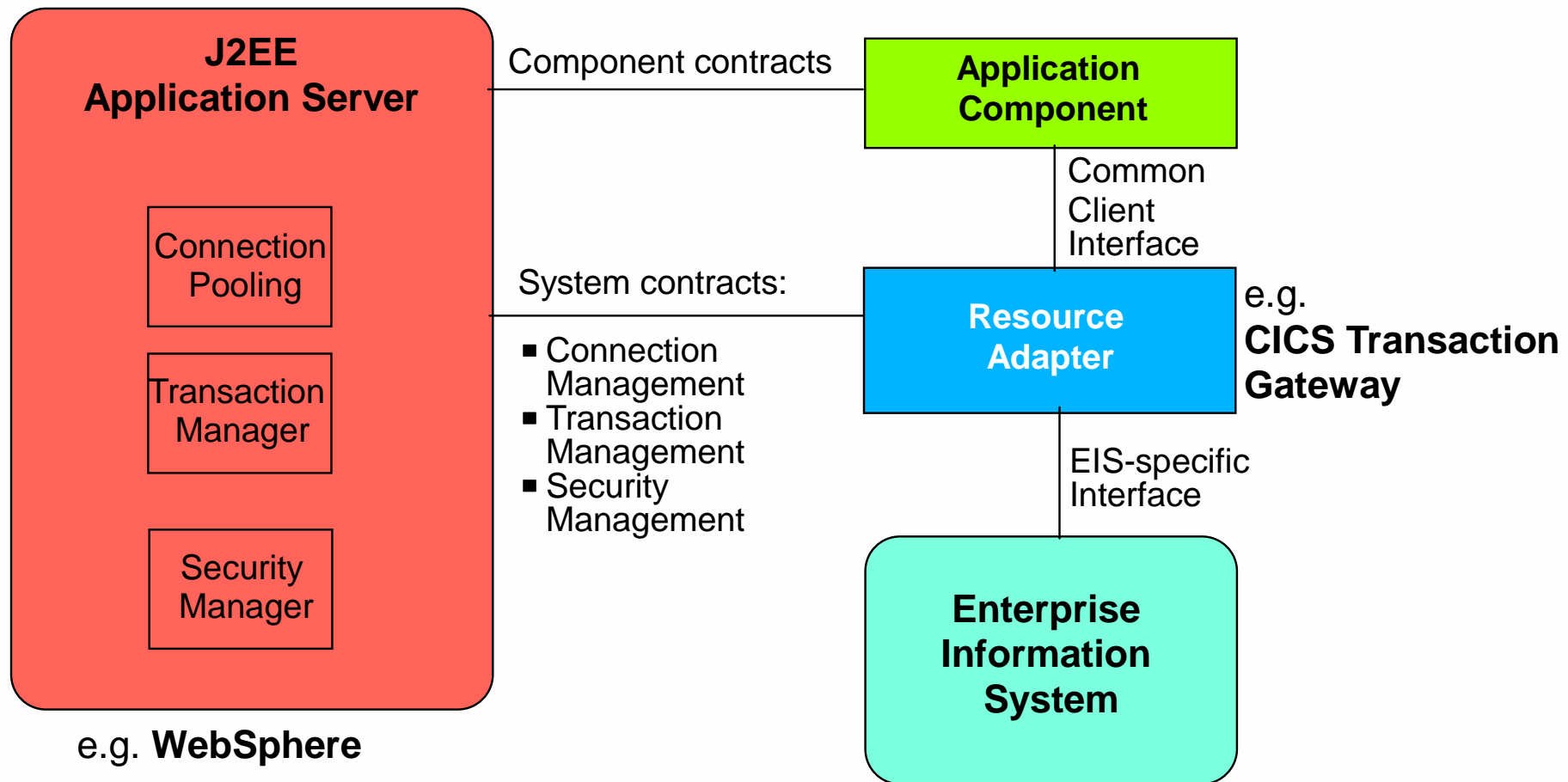
## Connector Architecture Support....

---

- "The J2EE Connector Architecture specifies a standard architecture for integrating Java applications with existing Enterprise Information Systems"....Sun Microsystems
- J2EE Connector Architecture heavily influenced by IBM
- CICS Transaction Gateway V4 onwards provides J2EE Connectors for ECI and EPI
- VisualAge for Java Enterprise Edition V4 and WebSphere Studio Application Developer support J2EE Connectors
  - ▶ CICS, IMS, Host-on-Demand....VAJ and WSAD
  - ▶ SAP R/3, PeopleSoft, Oracle, J D EDwards...VAJ only
- *J2EE Connectors provide the strategic solution*
  - ▶ Will replace CCF Connectors
- VSE/ESA e-business Connectors use J2EE Connectors in V2.6

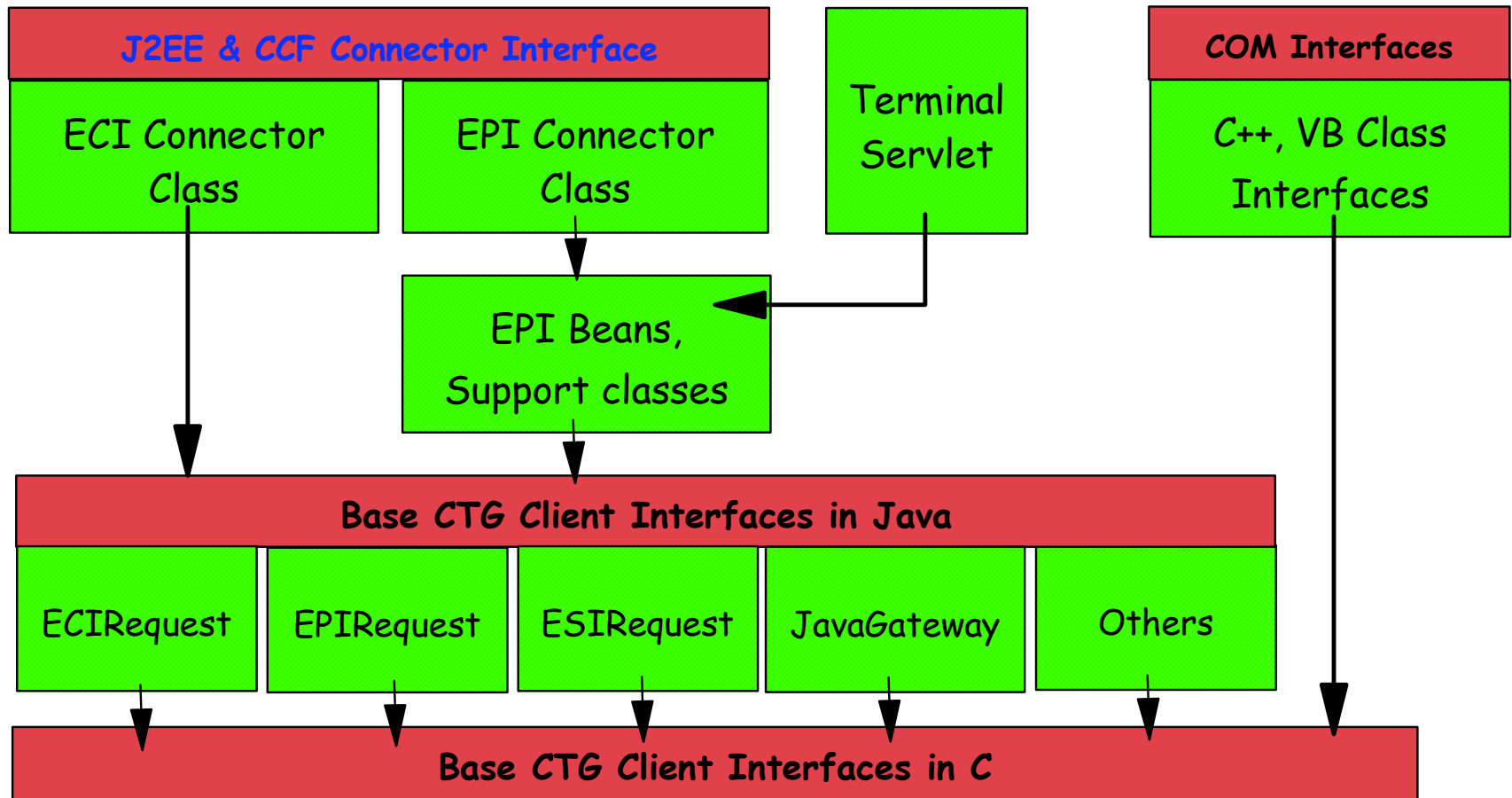
## Connector Architecture Support....

### ■ J2EE Connection Architecture Components



## Connector Interfaces

- Connector interfaces built on existing Gateway classes





## Agenda

---

- Introduction
- Structure
- Terminal Servlet
- Network Protocols
- Connectivity to CICS
- Security Considerations
- Application Programming Interfaces
- Connector Architecture Support
- **Further Information**
- Summary

## Further Information

---

### ■ Web Sites

#### ▶ CICS (main site)

→ <http://www.ibm.com/software/cics>

#### ▶ CICS Clients and Gateways

→ <http://www.ibm.com/software/cics/ctg/index.html>

#### ▶ CICS (SupportPacs)

→ <http://www.ibm.com/software/cics/txppacs>

#### ▶ Redbooks

→ <http://www.redbooks.ibm.com>

## Further Information...

---

### ■ Announcement Letters

- ▶ CICS Transaction Gateway V4: 201-187
- ▶ CICS Transaction Gateway V5: 202-145
- ▶ CICS Transaction Server for VSE/ESA: 299-156, 200-293
- ▶ VSE/ESA V2.6: 201-325

## Further Information

---

### ■ Publications

Title	Number
<b>IBM CICS Transaction Gateway V5 product publications</b>	
CICS Transaction Gateway V5.0 Windows Administration	SC34-6190
CICS Transaction Gateway V5.0 Unix Administration	SC34-6139
CICS Transaction Gateway V5.0 Programming Guide	SC34-6141
CICS Transaction Gateway V5.0 Messages	SC34-6193
<b>IBM Redbooks</b>	
CICS Transaction Gateway V5, The WebSphere Connector for CICS	SG24-6133
Revealed! Architecting Web Access to CICS	SG24-5466
Java Connectors for CICS: Featuring the J2EE Connector Architecture	SG24-6401
e-business Solutions for VSE/ESA	SG24-5662

- ▶ Accessible from the CICS and Redbooks Web sites

## Further Information

---

- CICS SupportPacs - download from the CICS Web site
  - ▶ CA89: Web access to CICS using Java Servlets
- Related Conference Sessions
  - ▶ E23: CICS Transaction Server for VSE/ESA: CICS Web Support
  - ▶ E24: The CICS Transaction Gateway: Web and Java Access to CICS
  - ▶ E25: WebSphere Application Server Exploitation for VSE Users
  - ▶ E41: Exploiting CICS TS for VSE/ESA 31-bit Support
  - ▶ E42: Implementing CICS TS for VSE/ESA Shared Data Tables
  - ▶ E43, E44: Problem Determination under CICS TS for VSE/ESA

## Agenda

---

- Introduction
- Structure
- Terminal Servlet
- Network Protocols
- Connectivity to CICS
- Security Considerations
- Application Programming Interfaces
- Connector Architecture Support
- Further Information
- **Summary**

## Summary

---

### *The CICS Transaction Gateway....*

- Enables access to CICS applications and transactions from Web Browsers and Java application environments
- Is the strategic IBM e-business Connector for CICS
- Provides the ECI, EPI and ESI programming interfaces
- Provides 3270 transaction access via the Terminal Servlet
- Supports the Common Connector Framework
- Supports the J2EE Connection Architecture
- Provides network security via industry standard SSL
- Well proven and established product
- Supports CICS TS for VSE/ESA and CICS/VSE V2.3