



IBM Boeblingen Lab Virtual Worlds Community

The First Day in Second Life world

*Wilhelm Mild
(Wilhelm Milland)
Rene Toll
(ByronStar Comet)*





Content

- Minimum System Requirements
- Getting an account
- First Steps
 - Install locally the client code
 - How to find IBM
 - How to communicate
- Tailor your Avatar if you want to



Minimum System Requirements

- PC:

- Internet Connection: Cable or DSL
- Operating System: Windows XP (Service Pack 2)

OR Windows 2000 (Service Pack 4)

NOTE: Second Life does NOT currently support Windows Vista

- Computer Processor: 800MHz Pentium III or Athlon, or better
- Computer Memory: 256MB or better
- Video/Graphics Card:

nVidia GeForce 2, GeForce 4mx, or better

OR ATI Radeon 8500, 9250, or better



Minimum System Requirements

- Mac:
 - Internet Connection: Cable or DSL
 - Operating System: Mac OS X 10.3.9 or better
 - Computer Processor: 1 GHz G4 or better
 - Computer Memory: 512MB or better
 - Video/Graphics Card:
 - nVidia GeForce 2, GeForce 4mx, or better
 - OR ATI Radeon 8500, 9250, or better



Getting an account



- Browse to <http://www.secondlife.com>
- Click „JOIN NOW“



Getting an account

Second Life Registration: Basic Details

Choose Your Second Life Name
 Your Second Life name is your unique in-world identity. You're able to create your own first name and last name from a wide variety of choices. You can't use real names, but you can use your real name, if you wish. **First name:** **Last name:**
 2-22 characters, numbers and letters only
[Check this name for availability](#)

Enter Your Birthdate
 Please provide an accurate birthdate for your own protection. We ask your birthdate to verify your account if you ever forget your Second Life name or password.
 Month: Day: Year:
 - Month - - Day - (yr: 1999)

Enter Your Email Address
Please use a real email address. We need it to send you an account activation link.
 We won't give it out to anyone without your explicit permission.
 Email:
 Enter again for verification:

[downloads](#) | [system requirements](#) | [privacy](#) | [community standards](#) | [terms of service](#) | [sitemap](#) | [trademark usage](#) | [grid status](#) | [contact](#)   

- Enter a fictional first name and select a last name from the list
- Attention: you can NOT change this name later



Getting an account

SECOND LIFE
Your World. Your Imagination.

Second Life Registration: Basic Details

Choose Your Second Life Name
Your Second Life name is your unique in-world identity. You're able to create your own first name and select from a wide variety of last names. Please choose your Second Life name carefully, since it can't be changed later.

First name: Last name:
2-22 characters, numbers and letters only
[Check this name for availability](#)

Enter Your Birthdate
Please provide an accurate birthdate for your own protection. We ask your birthdate to verify your account if you ever have any questions or concerns.

Months: Day: Year:
- Month - - Day - (at: 1999)

Enter Your Email Address

Please use a real email address. We need it to send you an account activation link.
We won't give it out to anyone without your explicit permission.

Emails:
Enter again for verification:

[downloads](#) | [system requirements](#) | [privacy](#) | [community standards](#) | [terms of service](#) | [sitemap](#) | [trademark usage](#) | [grid status](#) | [contact](#)

- Enter your birthdate



Getting an account

Second Life Registration: Basic Details

Choose Your Second Life Name
 Your Second Life name is your unique in-world identity. You're able to create your own first name and select from a wide variety of last names. Please choose your Second Life name carefully, since it can't be changed later.

First name: Last name:
 2-22 characters, numbers and letters only
[Check this name for availability](#)

Enter Your Birthdate
 Please provide an accurate birthdate for your own protection. We ask your birthdate to verify your account if you ever forget your Second Life name or password.

Month: Day: Year:
 - Month - - Day - (at: 1999)

Enter Your Email Address
 Please use a real email address. We can't give it out to anyone without your explicit permission.

Email:
 Enter again for verification:

[downloads](#) | [system requirements](#) | [privacy](#) | [community standards](#) | [terms of service](#) | [sitemap](#) | [trademark usage](#) | [grid status](#) | [contact](#)

- Enter and confirm your Email address
- Click „Continue“

Getting an account



- Chose an avatar and click „Choose this avatar“
- You are able to change your appearance later



Getting an account

- Enter your personal data

SECOND LIFE Your World. Your Imagination.

Welcome, Easy3asd Allen!

Your Real Name

First Name:

Last Name:

Gender:

Country:

Password

Your password must be 4-16 characters. (?)

Enter a password:

Enter again:

Security questions (?)

Answers:

Second Life News and Updates (?)

Notices from Second Life

Developer News

Third party offers.

Promotion Code (Optional)

Who Referred You? (optional)

Second Life Name:

Please enter this code.

Enter code shown below (?)

CPD KZC

[Click here](#) if you can't read the code.

Terms of Service

I agree to the [Terms of Service](#).

[downloads](#) | [system requirements](#) | [privacy](#) | [community standards](#) | [terms of service](#) | [dmca](#) | [trademark usage](#) | [grid status](#) | [contact](#)



Getting an account

- Specify your password and your security question

SECOND LIFE Your World. Your Imagination.

Welcome, Easy3asd Allen!

Your Real Name

First Name:

Last Name:

Gender:

Country:

Password

Your password must be 4-16 characters. (?)

Enter a password:

Enter again:

Security questions (?)

Answers:

Second Life News and Updates (?)

Notices from Second Life

Developer News

Third party offers

Promotion Code (Optional)

Who Referred You? (optional)

Second Life Name:

Please enter this code.

Enter code shown below: (?)

[Click here](#) if you can't read the code.

Terms of Service

I agree to the [Terms of Service](#).

[downloads](#) | [system requirements](#) | [privacy](#) | [community standards](#) | [terms of service](#) | [dmca](#) | [trademark usage](#) | [grid status](#) | [contact](#)



Getting an account

- Enter the displayed code

SECOND LIFE Your World. Your Imagination.

Welcome, Easy3asd Allen!

Your Real Name

First Name:

Last Name:

Gender:

Country:

Password

Your password must be 4-16 characters. (?)

Enter a password:

Enter again:

Security questions (?)

Answers:

Second Life News and Updates (?)

Notices from Second Life

Developer News

Third party offers

Promotion Code (Optional)

Who Referred You? (optional)

Second Life Name:

Please enter this code.

Enter code shown below (?)

[Click here](#) if you can't read the code.

Terms of Service

I agree to the [Terms of Service](#).

[downloads](#) | [system requirements](#) | [privacy](#) | [community standards](#) | [terms of service](#) | [dmca](#) | [trademark usage](#) | [grid status](#) | [contact](#)



Getting an account

- Accept the Term of Service and click „Submit“

The screenshot shows the account creation page for Second Life. At the top, it says "SECOND LIFE Your World. Your Imagination." and "Welcome, Easy3asd Allen!". The form includes sections for "Your Real Name" (with fields for First Name, Last Name, Gender, and Country), "Password" (with fields for password and confirmation), "Security questions" (with a dropdown menu and an answer field), "Second Life News and Updates" (with checkboxes for notices, developer news, and third party offers), "Promotion Code (Optional)", "Who Referred You? (optional)" (with a Second Life Name field), and "Please enter this code." (with a CAPTCHA image and a "Click here if you can't read the code." link). At the bottom, there is a "Terms of Service" section with a checkbox labeled "I agree to the Terms of Service." and a "Submit" button. A large red arrow points to the "Terms of Service" checkbox.

downloads | system requirements | privacy | community standards | terms of service | dmca | trademark usage | grid status | contact



Getting an account



- To create a priceless account click „Skip this step“



Getting an account

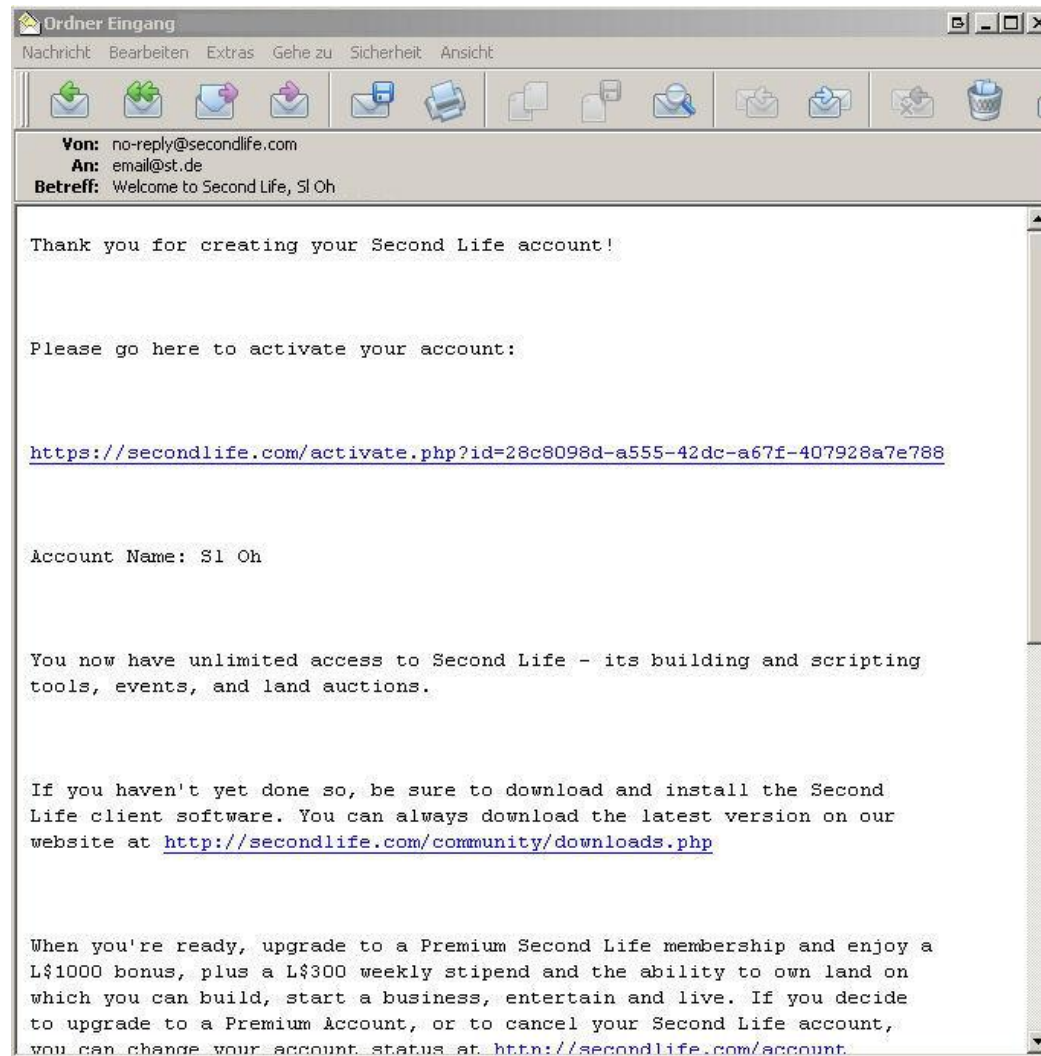


- Ok, everything worked and you got an email !



Getting an account

- Click the URL in the email to activate your account !





Getting an account



- Well done !
- Download and install the client for your OS !



The client



- After starting the client you will see this splash screen of SL with:
 - Status
 - URLs
 - News
- Enter your chosen fictional name and click „Connect“



The client



- During your first login, you have to accept the „Terms of Service“ and the rules of SecondLife



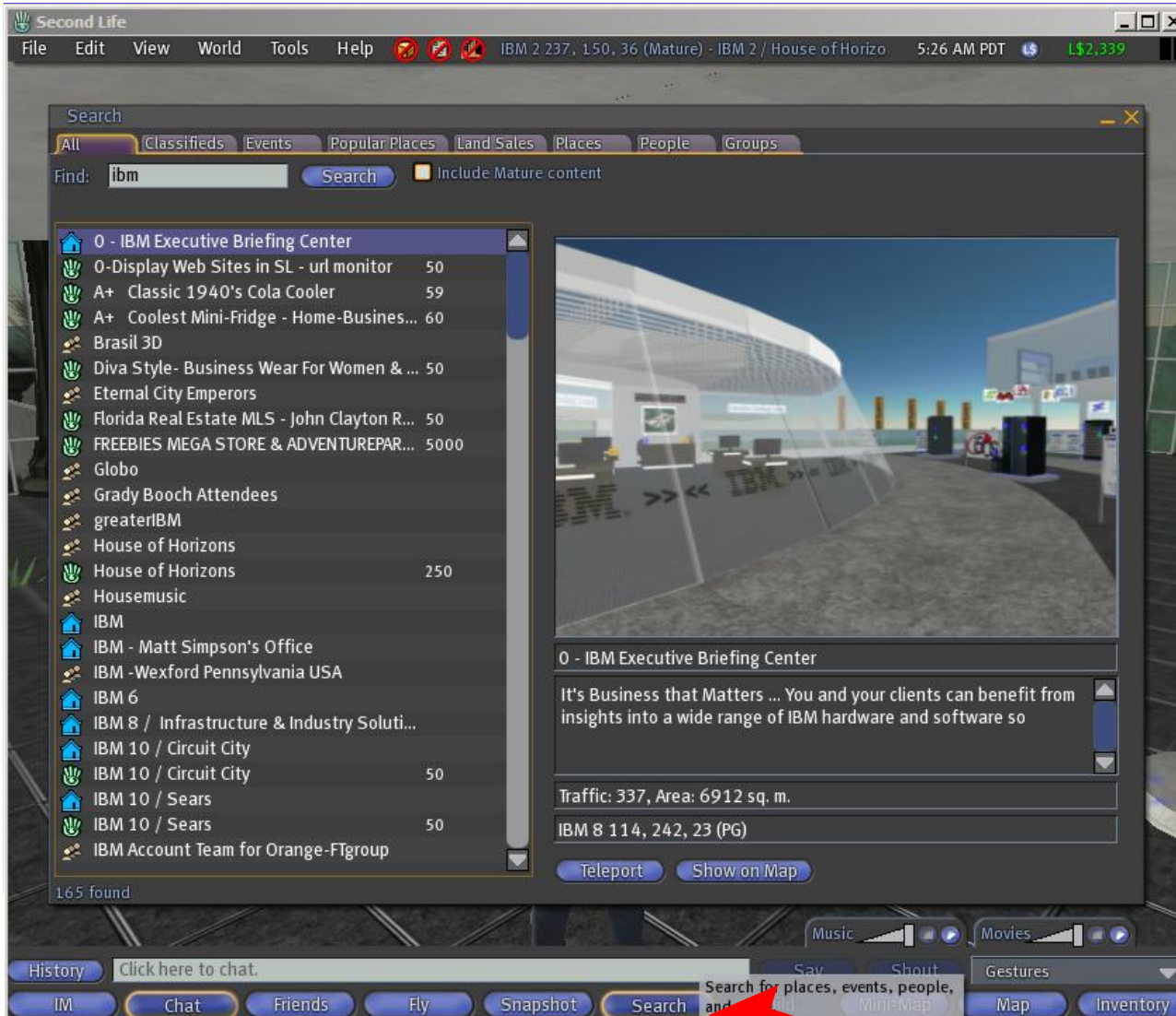
Where we will meet



- Come to the IBM Executive Briefing Center on IBM 8



How to find us



- Click the „Search“ Button and search for IBM
- Select the „IBM Executice Briefing Center“ and click „Teleport“



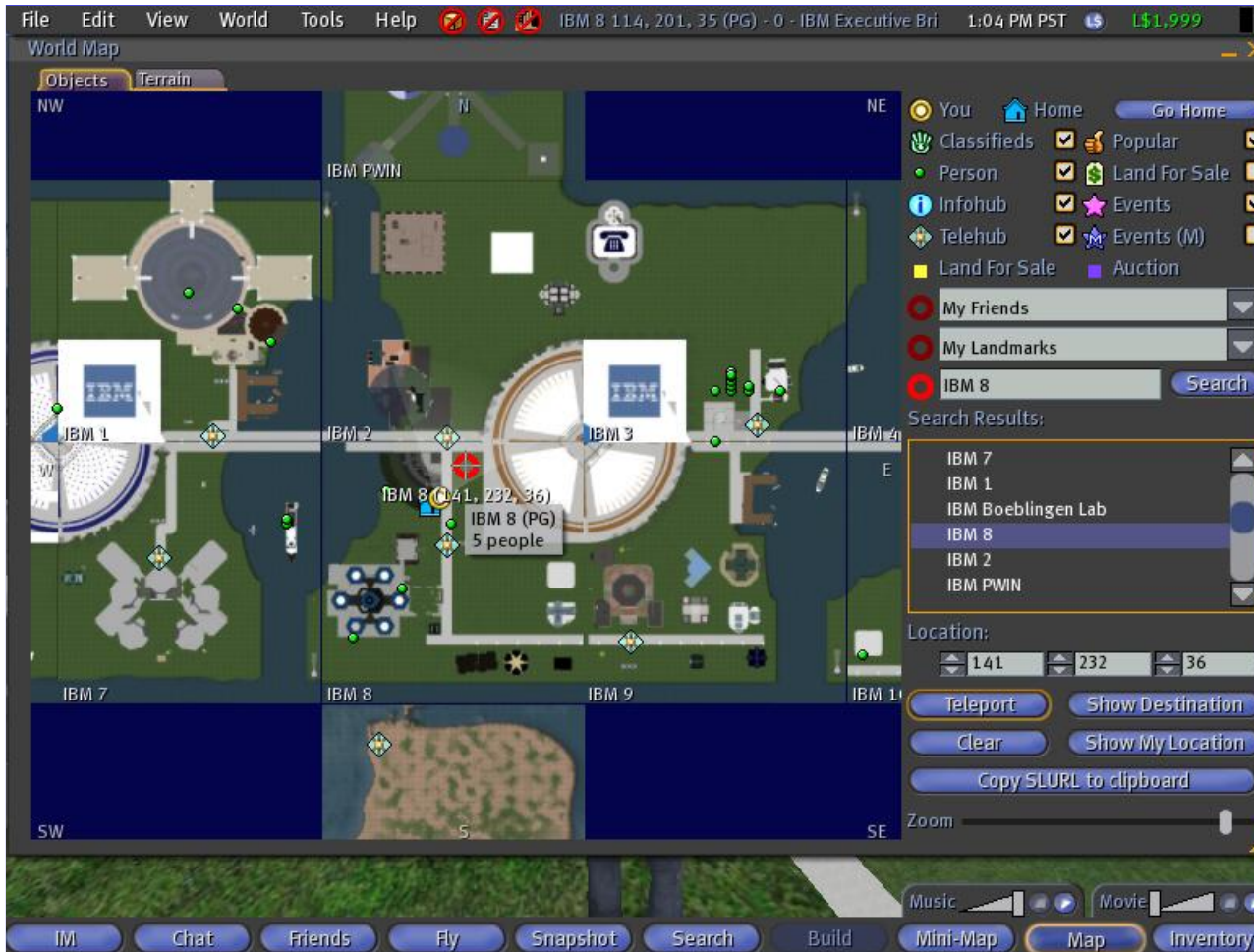
How to find us



- Or simply use this link:
<http://slurl.com/secondlife/IBM%208/120/202/27/?img=http%3A//www.ibm.com/i/v14/t/ibm-logo.gif&title=Executive%20Briefing%20Center>
- And click the „teleport now“ Button on the webpage



How to find us



- Open the Map
- Search for IBM
- Select IBM 8
- Click onto the map to set the red circle
- This creates a visible navigation aid
- Use Teleport to get to IBM 8



How to find us



- On the map you can select a point at the junction north of you and you get an indicator which directs you to us



How to find us



- Walk to us or ...
- ... to be fast – just fly!



How to find us



- That's a lot more fun



How to communicate - Chat



- Now it is time for some smalltalk
- Just click „Chat“ and enter what you want to say
- Click „Say“ to let your avatar say what you have typed. Be aware, only avatars near to you can „hear“ you



Get Informed - Close-Ups



- Try to read something from far away
- Look at yourself
- Gadget: Focus on a person and you view will automatically follow



Get Informed – Camera Controls



- Sometime mouse controlled view is hard to handle
- There is a set of camera controls, which can be used in addition



Get Informed – Camera Controls / Avatar Controls



- Similar controls exist for person movement as well



Get Interactive – Use Objects



- The mouse cursor indicates possible interactions with the world
- activate objects
- follow URLs to 2D
- buy something



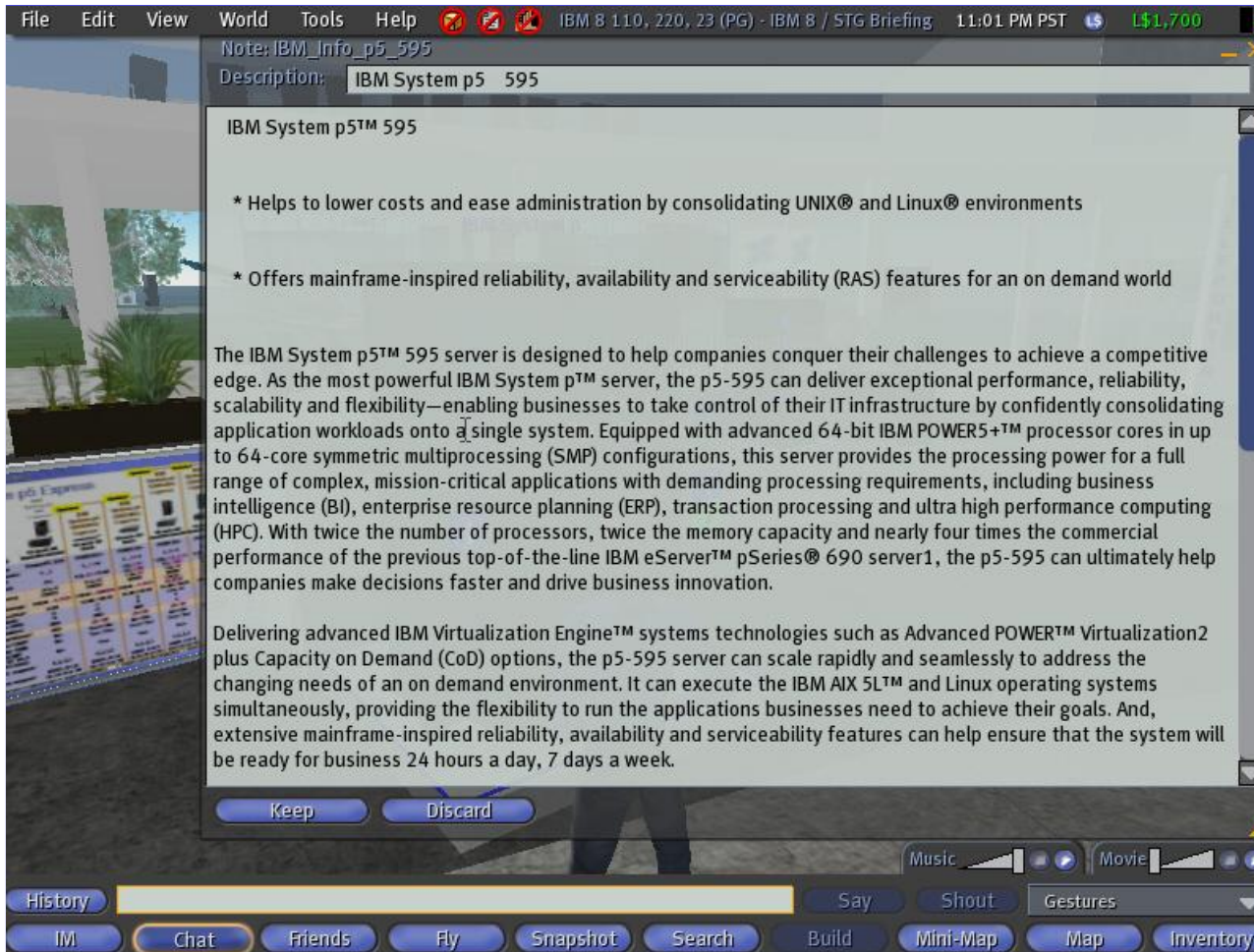
Get Interactive – Menu Driven



- Right click brings up a menu
- Works everywhere
- Menuitems might be different but structure is the same



Get Interactive – You’ll pick up lot’s of „Things“



- Often you get offered something
- This is not a problem, if you have to pay – you must confirm
- Things end up in your inventory



Get Interactive – Inventory



- Under Resent Items you will find the new stuff
- In parallel it is put under All itmes in „My Inventory“
- Housekeeping is important





Get Personalized – Stranger Items in Inventory



- Everything is in your inventory
- BodyParts
 - Hair
 - Eyes
 - ...
- Landmarks!



Get Personalized – Change your Appearance



- Right click on yourself
- Menu Appearance



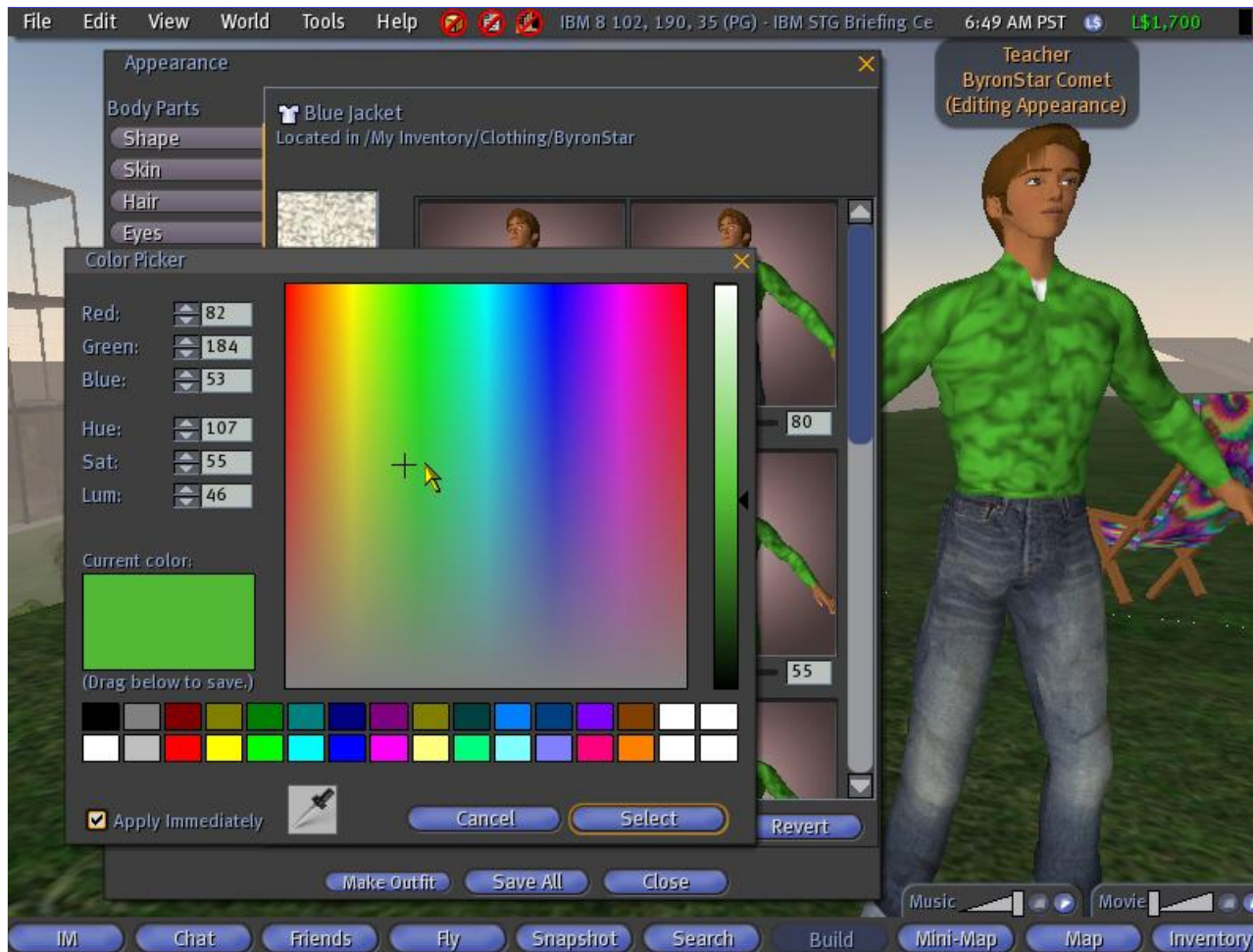
Get Personalized – Virtual Body „Clay in you hands“



- Your Avatar is your virtual identity
- Even if you take the standard – you make a statement
- Almost anything can be changed
- Think about your „Image“



Get Personalized – Get dressed up (or down)



- It is not hard to make some personal clothes
- Start with a T-Shirt or a Jacket and use the dialogs



Get Personalized – Shape to Reality or Fantasy



- It is possible to get a look-alike Avatar
- Most important
 - Gender
 - Size
 - Head and Face
- Sometimes it is desired to get recognized VR=RL



Get Relaxed – Take a seat ...



- SecondLife can and should be a lot of fun!



Get Relaxed – ... And have a look



- Sometimes watching scenerie
- or watching others
- is already fun
- And relaxing