

# RACF User Group 2024

—  
zSecure Admin WebUI

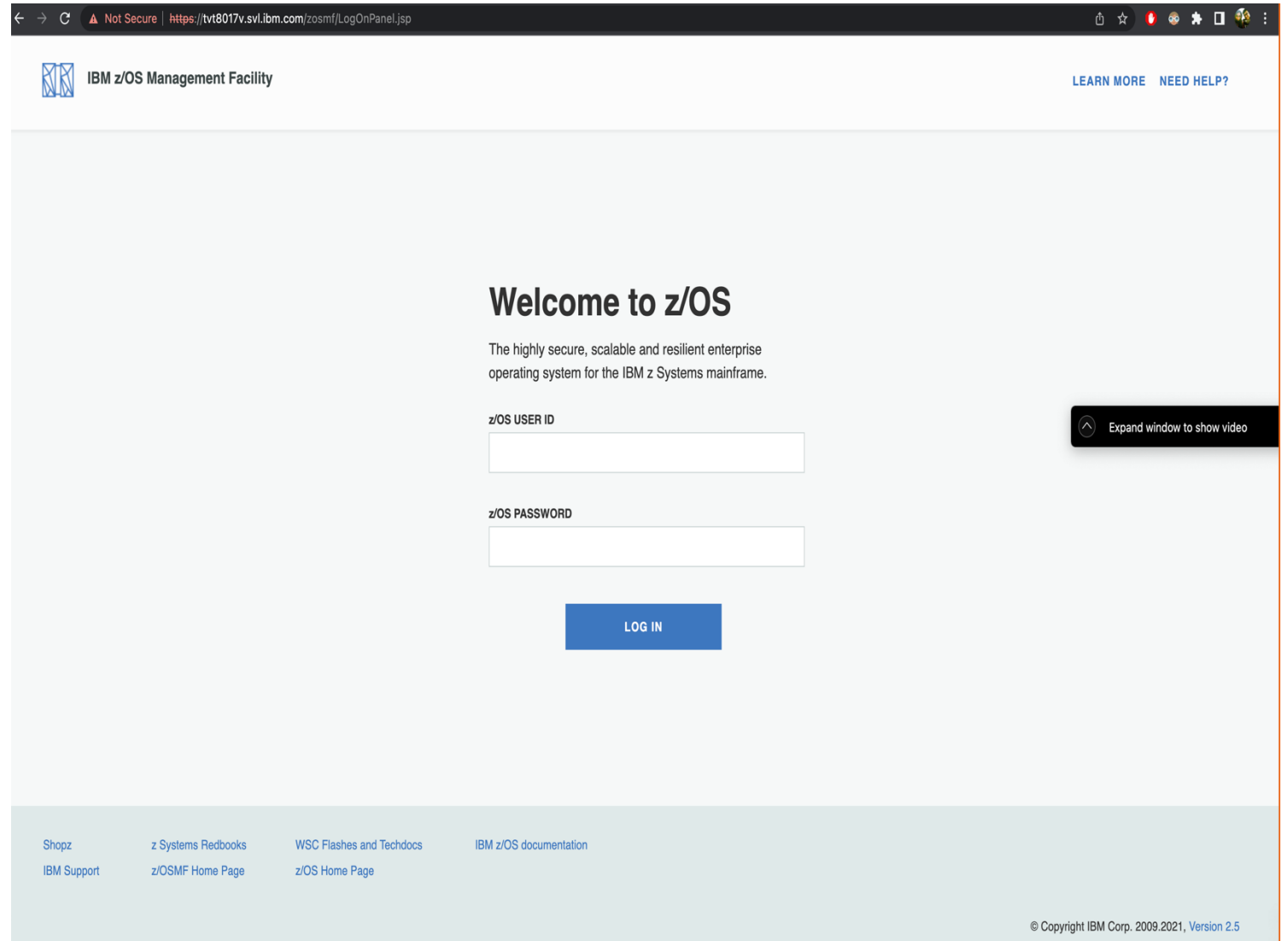
Akash Shah  
Software Developer  
[akash.shah1@ibm.com](mailto:akash.shah1@ibm.com)

# zSecure Admin plugin for z/OSMF

Authentication of plugin through zOSMF, over HTTPS session.

Modern and run on cross-platform web-browsers.

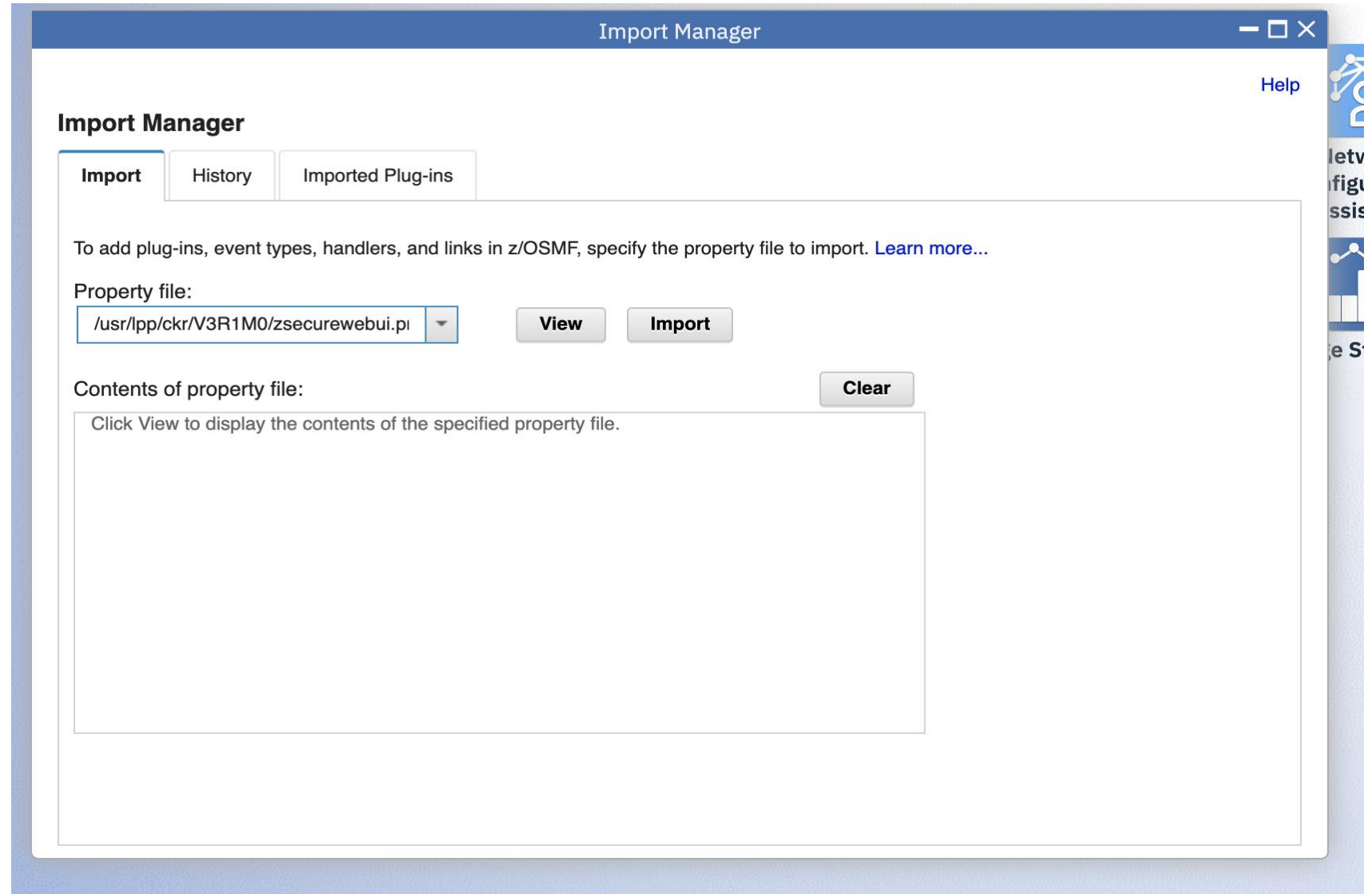
Designed and implemented using IBM Carbon, IBM's open source design system for products and digital experiences.



# zSecure plugin for zOSMF (Installation)

Administrator needs to import zSecure plugin into zOSMF via import manager

Pre-requisite : Installation of source-code and properties file of plugin into proper location



# zSecure plugin for zOSMF (Installation)

A message is displayed to indicate whether the plug-in was added. If so the plug-in and its tasks are added to z/OSMF dashboard.

The screenshot shows the 'Import Manager' window with the following components:

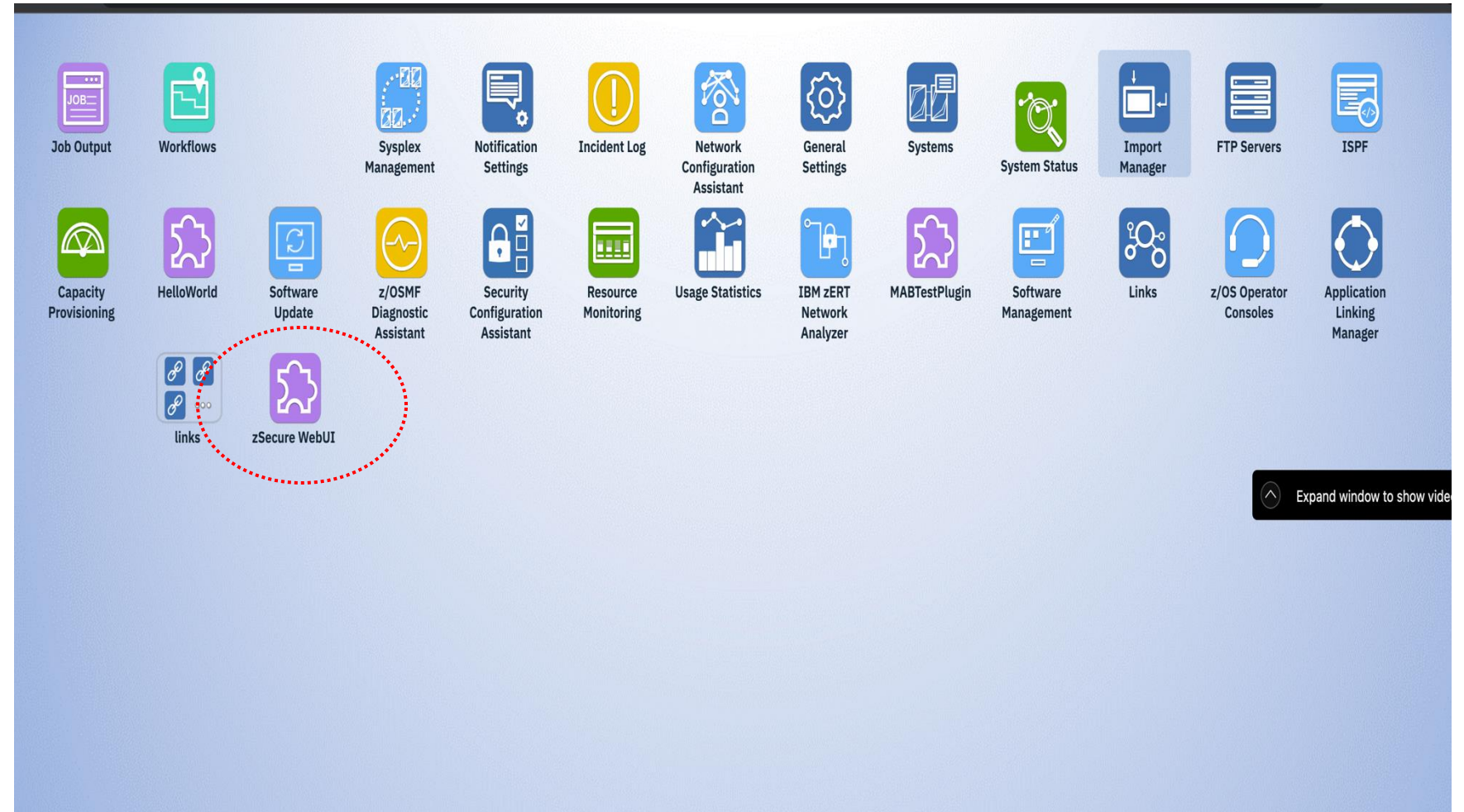
- Import Manager** title bar with window controls and a 'Help' link.
- Navigation tabs: **Import** (selected), History, Imported Plug-ins.
- Instructional text: "To add plug-ins, event types, handlers, and links in z/OSMF, specify the property file to import. [Learn more...](#)"
- Messages** section: Shows 0 errors, 0 warnings, and 1 information message. A 'Close All' button is present.
- Message Card:** An information message with a blue border and an 'i' icon. The text reads: "Plug-in 'zSecureWebUIApp' with tasks 'zSecure WebUI' was added to z/OSMF. To control access, define SAF resource profiles in the 'ZMFAPLA' class for the following SAF resources: 'IZUDFLT.ZOSMF.IBM\_ZSECUREWEBUI.APPWUI.ZSECUREWEBUI'." The message includes the ID 'IZUG509I' and the timestamp 'May 2, 2023, 10:20:51 PM'.
- Property file:** A text input field containing '/usr/lpp/ckr/V3R1M0/zsecurewebui.pi', with 'View' and 'Import' buttons to its right.
- Contents of property file:** A section with a 'Clear' button and a text area containing the instruction: "Click View to display the contents of the specified property file."

# zSecure plugin for zOSMF (Authorization)

- Security is based on following two concepts.
  - **User authentication** : User's credentials are verified by the z/OS host system through the SAF interface or a security management product (for example, RACF) when a user attempts to log in to z/OSMF.
  - **User authorization** : Access to your application is controlled through SAF resource profile <safPrefix>.<taskSAFResourceName>, where <safPrefix> is configured in z/OSMF and is by default IZUDFLT and <taskSAFResourceName> is the SAF resource name you specified for the task in the plug-in property file. The SAF resource profile is defined in the ZMFAPLA class.
    - IZUDFLT.ZOSMF.IBM\_ZSECUREWEBUI.APPWUI.ZSECUREWEBUI

# zSecure plugin for zOSMF.

Once imported, plugin can be started from zOSMF desktop by double-clicking on zSecure WebUI icon.



# Major functionalities of plugin

- New Web Interface for zSecure Admin
- RACF USER/GROUP/DATASET/RESOURCE/SETTINGS/CERTIFICATES options
- Line commands like COPY,DELETE etc for RACF entries
- Customization options of the fields and layout of the application.
- Interface level options like Helpdesk, Connect, Full etc
- Support of Ticket-ID and Ticket-description.
- Support of CKNSERVE for current system.
- Different character-set support for an example Danish, Hebrew.
- Download report in PDF/EXCEL.
- Support of default settings values for an application.

Demo



Questions?