

z/OS



IBM Ported Tools for z/OS: OpenSSH User's Guide

Version 1 Release 2

Note

Before using this information and the product it supports, read the information in "Notices" on page 423.

This edition applies to version 1, release 2, modification 0 of IBM Ported Tools for z/OS (product number 5655-M23) and to all subsequent releases and modifications until otherwise indicated in new editions.

© **Copyright IBM Corporation 2010, 2014.**

US Government Users Restricted Rights – Use, duplication or disclosure restricted by GSA ADP Schedule Contract with IBM Corp.

Contents

Figures	vii
--------------------------	------------

Tables	ix
-------------------------	-----------

About this document	xi
--------------------------------------	-----------

Who should use this document?	xi
z/OS information	xi
IBM Ported Tools for z/OS home page	xi
Discussion list	xi

How to send your comments to IBM	xiii
---	-------------

If you have a technical problem	xiii
---	------

Summary of changes	xv
-------------------------------------	-----------

Changes made in IBM Ported Tools for z/OS: OpenSSH Version 1 Release 2, as updated April 2014.	xv
Changes made in IBM Ported Tools for z/OS: OpenSSH Version 1 Release 2, as updated February 2012.	xv
Changes made in IBM Ported Tools for z/OS: OpenSSH Version 1 Release 2	xvi

Chapter 1. Introduction to IBM Ported Tools for z/OS: OpenSSH	1
--	----------

What is OpenSSH?	1
----------------------------	---

Chapter 2. What's new or changed in Version 1 Release 2 of IBM Ported Tools for z/OS: OpenSSH	3
--	----------

Summary of changes to commands	3
New and changed configuration files	7
New environment variables	9
Summary of changes to SYS1.MACLIB	10
Summary of changes to non-configuration files in /samples	10

Chapter 3. How does IBM Ported Tools for z/OS: OpenSSH differ from the open source version?	11
--	-----------

What IBM Ported Tools for z/OS: OpenSSH supports	11
What IBM Ported Tools for z/OS: OpenSSH does not support	12

Chapter 4. Migrating to Version 1 Release 2 of IBM Ported Tools for z/OS: OpenSSH	13
--	-----------

Considerations when migrating from IBM Ported Tools for z/OS: OpenSSH Version 1 Release 1	13
Coexistence considerations	13
Compatibility considerations	13

Migration actions for IBM Ported Tools for z/OS: OpenSSH Version 1 Release 2	14
Changes to OpenSSH heap management that might require a migration action	14
Setting up the XPLINK environment for use by IBM Ported Tools for z/OS: OpenSSH	14
Changes to the sftp command that might require a migration action	15
Changes to the ssh command that might require a migration action	15
Changes to the ssh_config file that might require a migration action	16
Changes to the sshd command that might require a migration action	17
Changes to the sshd_config file that might require a migration action	18
Changes to the ssh-keygen command that might require a migration action	19
Changes to the ssh-rand-helper command that might require a migration action	20
Preventing message numbers from being associated with OpenSSH error messages	20

Chapter 5. For system administrators	21
---	-----------

Differences between sftp and FTP	21
What you need to verify before using OpenSSH	21
Steps for verifying the prerequisites for using OpenSSH	21
Setting up the sshd daemon	23
Steps for creating or editing configuration files	24
Setting up server authentication	26
Steps for setting up server authentication when keys are stored in UNIX files	27
Steps for setting up server authentication when keys are stored in key rings	29
Step for creating the sshd privilege separation user	37
Setting up the message catalog for IBM Ported Tools for z/OS: OpenSSH	37
Starting the sshd daemon	38
Starting sshd as a stand-alone daemon	38
Ways to start sshd as a stand-alone daemon	39
Restarting the sshd daemon without bringing it down	41
Starting sshd as a daemon running under inetd	41
Restarting the sshd daemon under inetd without bringing it down	41
Stopping the sshd daemon	42
Running the sshd daemon in a multilevel-secure environment	43
Verifying security labels for directories	43
Configuring sshd for multilevel security	44
Considerations for running the OpenSSH daemon when TERMINAL classes are defined.	44
Limiting file system name space for sftp users.	45

Configuring the system for X11 forwarding.	46
Steps for configuring the system for X11 forwarding	46
When users cannot log in using ssh, scp or sftp	48
Using hardware support to generate random numbers	48
Steps for authorizing users to the random number generate service (CSFRNG)	49
Verifying if hardware support is being used	49
Setting up OpenSSH to collect SMF records	50
Steps for setting up the system to collect OpenSSH SMF records	50
Steps for setting up OpenSSH to collect SMF records	50
Setting up OpenSSH to use ICSF ciphers and MAC algorithms.	51
Steps for setting up OpenSSH to use ICSF ciphers and MAC algorithms	51
Usage notes	55
Managing OpenSSH user heap	56

Chapter 6. Security topics when using key rings for key management 57

Choosing between UNIX files and key rings	57
Managing key rings and restricting access to them	57
Validating certificates when using key rings	58

Chapter 7. Globalization on z/OS systems 59

Setting up for globalization on z/OS systems	59
OpenSSH and globalization	60
Configuring the OpenSSH daemon	61
Configuring the OpenSSH client	61
Configuring ssh when LC_ALL is set through shell profiles	62
Configuring ssh when LC_ALL is set through the ENVAR run-time option in CEEPRMxx	63
Configuring sftp.	64
Configuring scp	64
Configuring scp when LC_ALL is set through shell profiles	66
Configuring scp when LC_ALL is set through the ENVAR run-time option in CEEPRMxx	66
Customizing your UNIX environment to run in another locale	67

Chapter 8. Getting ready to use OpenSSH 69

In this chapter	69
Setting up the OpenSSH client configuration files.	69
Steps for setting up the OpenSSH client configuration files	69
Setting up user authentication	70
Steps for setting up user authentication when using UNIX files to store keys	70
Steps for setting up user authentication when using key rings to store keys	72
Steps for configuring your setup for X11 forwarding	78

Chapter 9. OpenSSH command descriptions 81

scp — Secure copy (remote file copy program)	81
Format	81
Description	81
Options.	81
Environment variables.	83
Exit values	83
Related information	83
Authors	83
sftp — Secure file transfer program	83
Format	83
Description	83
Options.	84
Limitations	85
Subcommands	86
Environment variables.	88
Exit values	88
Related information	88
Author	88
sftp-server — SFTP server subsystem.	88
Format	88
Description	89
Options.	89
Environment variables.	90
Related information	90
Author	90
ssh — OpenSSH client (remote login program)	90
Format	90
Description	90
Options.	91
Host key checking	97
Authentication	97
Login session and remote execution	99
Escape characters	99
X11 forwarding.	100
TCP forwarding	100
Running OpenSSH in other locales	100
Limitations	100
Examples.	101
Files	101
Environment variables	103
Exit values	104
Related information	104
Authors	104
ssh-add — Add RSA or DSA identities to the authentication agent	104
Format	104
Description	104
Options	105
Files	105
Environment variables	106
Exit values	107
Related information	107
Authors	107
ssh-agent — Authentication agent	107
Format	107
Description	107
Options	108
Files	108
Environment variables	109

Exit values	109
Related information	109
Authors	109
ssh-askpass — X11-based passphrase dialog for OpenSSH.	109
Description	109
Files	110
Environment variables	110
Exit values	110
Related information	110
Authors	110
ssh-keygen — Authentication key generation, management, and conversion	110
Format	110
Description	111
Options	112
Moduli generation.	114
Files	115
Environment variables	116
Exit values	116
Related information	116
Authors	117
ssh-keyscan — Gather ssh public keys	117
Format	117
Description	117
Options	117
File formats	118
Files	118
Environment variables	118
Exit values	118
Usage note	119
Related information	119
Authors	119
ssh-keysign — ssh helper program for host-based authentication	119
Format	119
Description	119
Files	119
Environment variables	119
Exit values	119
Related information	120
Authors	120
ssh-rand-helper — Gather random numbers for OpenSSH.	120
Format	120
Description	120
Options	120
Files	120
Environment variables	121
Exit values	121
Related information	121
Author	121
sshd — OpenSSH daemon	121
Format	121
Description	121
Options	122
Authentication	124
Login process	124
Format of the authorized_keys file	125
ssh_known_hosts file format	127
Running OpenSSH in other locales	129

Limitations	129
Files	129
Environment variables	132
Related information	132
Authors	132

Chapter 10. OpenSSH files. 133

OpenSSH client configuration files	133
ssh_config — OpenSSH client configuration files	133
zos_ssh_config — z/OS-specific system-wide OpenSSH client configuration file	145
zos_user_ssh_config — z/OS-specific per-user OpenSSH client configuration file	147
OpenSSH daemon configuration files	150
sshd_config — OpenSSH daemon configuration file	150
zos_sshd_config — z/OS-specific OpenSSH daemon configuration file	164
Other OpenSSH files	167
moduli — System moduli file	167

Chapter 11. OpenSSH files Quick

Reference 169

Configuration files.	169
Program-generated files	169
Administrator-generated user files	170
User-generated files	170

Chapter 12. SMF Type 119 records for OpenSSH 173

Common SMF Type 119 record format	173
SMF 119 record subtypes for OpenSSH.	174
Standard data format concepts	174
Common TCP/IP identification section for OpenSSH.	175
Common security section for OpenSSH.	175
Server transfer completion record (subtype 96)	177
Client transfer completion record (subtype 97)	179
Login failure record (subtype 98)	181

Chapter 13. Troubleshooting 185

Performance considerations.	185
XPLINK is not set up.	185
DNS is not configured properly	185
The system might need tuning for z/OS UNIX or OpenSSH.	185
Frequently asked questions.	186
Debugging OpenSSH problems	191
Setting up syslogd to debug sshd.	191

Chapter 14. OpenSSH messages 193

Appendix A. Accessing MVS data sets within sftp. 411

Appendix B. OpenSSH - port forwarding examples 413

OpenSSH - without TCP forwarding	413
--	-----

OpenSSH - with TCP port forwarding 413

Appendix C. RFCs and Internet drafts 417

Appendix D. Accessibility 419

Accessibility features 419

Using assistive technologies 419

Keyboard navigation of the user interface 419

Dotted decimal syntax diagrams 419

Notices 423

Notices 423

Policy for unsupported hardware. 424

Minimum supported hardware 425

Programming Interface Information 425

Trademarks 425

Glossary 427

Index 431

Figures

1. How the known_hosts file is created when keys are stored in UNIX files. 29
2. How the server's host keys are set up when they are stored in real key rings. 36
3. CSFIQUA debug statements 55
4. Using scp when LC_ALL is set through shell profiles 65
5. Using scp when LC_ALL is set through ENV in CEEPRMxx. 65
6. Accessing a remote system using ssh with public key authentication when keys are stored in UNIX files 72
7. Accessing a remote system using ssh with public key authentication when keys are stored in real key rings 78
8. OpenSSH - without TCP port forwarding 413
9. The ssh client is listening on port 2001 for a connection 414
10. The application is connecting to port 2001 on the local host (Host A) 414
11. The ssh client accepts the connection on port 2001, forwards the application's data to sshd on Host B, sshd then forwards the data to the application's server, listening on Port 27 . . . 415

Tables

1. Summary of changes to commands in V1R2 of IBM Ported Tools for z/OS: OpenSSH	3	18. Program-generated files (including permissions)	169
2. Summary of changes to configuration files in V1R2 of IBM Ported Tools for z/OS: OpenSSH	7	19. Administrator-generated files (including permissions)	170
3. List of new environment variables in V1R2 of IBM Ported Tools for z/OS: OpenSSH	9	20. User-generated files (including permissions)	170
4. Summary of changes to SYS1.MACLIB in V1R2 of IBM Ported Tools for z/OS: OpenSSH.	10	21. Records types and subtype information	173
5. Summary of changes to /samples in V1R2 of IBM Ported Tools for z/OS: OpenSSH.	10	22. OpenSSH SMF Type 119 record subtype information and record type	174
6. Changes to the sftp command that might require a migration action.	15	23. Common TCP/IP identification section for OpenSSH	175
7. Changes to the ssh command that might require a migration action.	16	24. Common security section	175
8. Changes to the ssh_config file that might require a migration action.	17	25. Server transfer completion record self-defining section	177
9. Changes to the sshd command that might require a migration action.	18	26. Server transfer completion record specific section	178
10. Changes to the sshd_config file that might require a migration action.	18	27. Server transfer completion record section: Host name	179
11. Changes to the ssh-keygen command that might require a migration action	19	28. Server transfer completion record section: First associated path name	179
12. Changes to the ssh-rand-helper command that might require a migration action	20	29. Server transfer completion record section: Second associated path name	179
13. List of directories and needed permissions	22	30. Client transfer completion record self-defining section	180
14. Values for the _ZOS_OPENSSH_MSGCAT environment variable	37	31. Client transfer completion record specific section	180
15. Setup and configuration problems that can prevent users from logging in using ssh, scp, or sftp	48	32. Client transfer completion host name section	181
16. Summary of support provided by OpenSSH V1R2.	61	33. Client transfer completion user name section	181
17. Configuration files to copy into /etc (including permissions)	169	34. Client transfer completion associated path name section.	181
		35. Login failure record self-defining section	182
		36. Login failure specific section	182

About this document

This document presents the information you need to set up and use IBM Ported Tools for z/OS: OpenSSH.

Who should use this document?

This document is for system programmers who run a z/OS system with z/OS UNIX System Services (z/OS UNIX), and for their users who use IBM Ported Tools for z/OS: OpenSSH. On other open systems, some system programmer tasks might be done by an administrator.

This document assumes the readers are familiar with z/OS systems as well as with the information for it and its accompanying products.

z/OS information

This information explains how z/OS references information in other documents and on the web.

When possible, this information uses cross document links that go directly to the topic in reference using shortened versions of the document title. For complete titles and order numbers of the documents for all products that are part of z/OS®, see *z/OS Information Roadmap*.

To find the complete z/OS library, including the z/OS Information Center, go to the <http://www.ibm.com/systems/z/os/zos/bkserv/>.

IBM Ported Tools for z/OS home page

The IBM Ported Tools for z/OS home page is located at www-03.ibm.com/systems/z/os/zos/features/unix/ported/. It contains a brief description of the IBM Ported Tools for z/OS product, information on how to order it, and supporting documentation.

To order the IBM Ported Tools for z/OS: OpenSSH product, go to the IBM® ShopzSeries Web site at www14.software.ibm.com/webapp/ShopzSeries/ShopzSeries.jsp. Customers can report problems found with this product through their normal support structure.

Discussion list

A mailing list (discussion list) that is not sponsored by IBM might be helpful to users of OpenSSH. It is at <http://www.openssh.org/list.html>. It contains instructions on subscribing to the OpenSSH mailing list.

To search through past discussions, go to <http://marc.theaimsgroup.com/>.

How to send your comments to IBM

We appreciate your input on this publication. Feel free to comment on the clarity, accuracy, and completeness of the information or provide any other feedback that you have.

Use one of the following methods to send your comments:

1. Send an email to mhvrcfs@us.ibm.com.
2. Send an email from the Contact z/OS.
3. Mail the comments to the following address:
IBM Corporation
Attention: MHVRCFS Reader Comments
Department H6MA, Building 707
2455 South Road
Poughkeepsie, NY 12601-5400
US
4. Fax the comments to us, as follows:
From the United States and Canada: 1+845+432-9405
From all other countries: Your international access code +1+845+432-9405

Include the following information:

- Your name and address.
- Your email address.
- Your telephone or fax number.
- The publication title and order number:
IBM Ported Tools for z/OS: OpenSSH V1.2.0 User's Guide
SA23-2246-02
- The topic and page number that is related to your comment.
- The text of your comment.

When you send comments to IBM, you grant IBM a nonexclusive right to use or distribute the comments in any way appropriate without incurring any obligation to you.

IBM or any other organizations use the personal information that you supply to contact you only about the issues that you submit.

If you have a technical problem

Do not use the feedback methods that are listed for sending comments. Instead, take one of the following actions:

- Contact your IBM service representative.
- Call IBM technical support.
- Visit the IBM Support Portal at [IBM support portal](http://ibm.com/support).

Summary of changes

This document contains terminology, maintenance, and editorial changes to improve consistency and retrievability. Technical changes or additions to the text and illustrations are indicated by a vertical line to the left of the change.

Changes made in IBM Ported Tools for z/OS: OpenSSH Version 1 Release 2, as updated April 2014

This document contains information that was previously presented in *IBM Ported Tools for z/OS: OpenSSH, SA23-2246-01*.

New information

- New information added to Chapter 2, “What's new or changed in Version 1 Release 2 of IBM Ported Tools for z/OS: OpenSSH,” on page 3.
- New information added to Chapter 9, “OpenSSH command descriptions,” on page 81.
- New message: FOTS0720

Changes made in IBM Ported Tools for z/OS: OpenSSH Version 1 Release 2, as updated February 2012

This document contains information that was previously presented in *IBM Ported Tools for z/OS: OpenSSH, SA23-2246-00*.

New information

- OpenSSH can be set up to use Integrated Cryptographic Service Facility (ICSF) to implement certain ciphers and MAC (message authentication code) algorithms. This extension, which is provided via the PTF for APAR OA37278, enables OpenSSH to use hardware support when applicable. See “Setting up OpenSSH to use ICSF ciphers and MAC algorithms” on page 51 for more information.
- Information from APAR OA34378 was added; see “Changes to the ssh-rand-helper command that might require a migration action” on page 20.
- Information from APAR OA34819 was added; see the following topics:
 - “Changes to OpenSSH heap management that might require a migration action” on page 14
 - Table 6 on page 15
 - “Managing OpenSSH user heap” on page 56
- Information from APAR OA33914 was added; see Table 6 on page 15 and “sftp — Secure file transfer program” on page 83.
- A new term, Integrated Cryptographic Service Facility (ICSF), was added to the glossary.

Changes made in IBM Ported Tools for z/OS: OpenSSH Version 1 Release 2

The information in this document was previously presented in *IBM Ported Tools for z/OS User's Guide*, SA22-7985-06. The Xvfb section is now in *IBM Ported Tools for z/OS: Xvfb User's Guide*, SA23-2216-00.

New information

IBM Ported Tools for z/OS: OpenSSH has been upgraded to these Open Source Software releases, resulting in changes to various commands, messages, and configuration files.

- OpenSSH 5.0p1
- OpenSSL 1.0.1c
- zlib 1.2.3

These topics are new for this release.

- Chapter 2, "What's new or changed in Version 1 Release 2 of IBM Ported Tools for z/OS: OpenSSH," on page 3
- Chapter 4, "Migrating to Version 1 Release 2 of IBM Ported Tools for z/OS: OpenSSH," on page 13
- Chapter 6, "Security topics when using key rings for key management," on page 57. This chapter includes "Managing key rings and restricting access to them" on page 57
- Chapter 12, "SMF Type 119 records for OpenSSH," on page 173

The following sections are new for this release.

- "What you need to verify before using OpenSSH" on page 21
- "Steps for verifying the prerequisites for using OpenSSH" on page 21
- "Steps for setting up server authentication when keys are stored in key rings" on page 29
- "Limiting file system name space for sftp users" on page 45
- "Setting up OpenSSH to collect SMF records" on page 50
- "Steps for setting up user authentication when using key rings to store keys" on page 72
- zos_ssh_config
- zos_user_ssh_config
- zos_sshd_config

Two new graphics have been added.

- Figure 2 on page 36
- Figure 7 on page 78

New terms have been added to the glossary.

Updated information

- "Steps for creating or editing configuration files" on page 24
- "Steps for setting up server authentication when keys are stored in UNIX files" on page 27
- "Steps for setting up user authentication when using UNIX files to store keys" on page 70

- “Authentication” on page 124
- “User-generated files” on page 170
- Appendix C, “RFCs and Internet drafts,” on page 417

The OpenSSH files are now organized in Chapter 10, “OpenSSH files,” on page 133 as follows:

- “OpenSSH client configuration files” on page 133
- “OpenSSH daemon configuration files” on page 150
- “Other OpenSSH files” on page 167

Chapter 14, “OpenSSH messages,” on page 193 contains new and updated messages.

Information from the following APARs have been added:

- APAR OA12576
- APAR OA13041
- APAR OA13595
- APAR OA16934
- APAR OA20690
- APAR OA23227
- APAR OA24067
- APAR OA24527
- APAR OA24548
- APAR OA25411
- APAR OA25412
- APAR OA25816
- APAR OA26338
- APAR OA26660
- APAR OA26871
- APAR OA27987
- APAR OA29825
- APAR OA32325

The term *internationalization* has been replaced with *globalization*. The new term has been added to the glossary.

Deleted information

The chapter “What's new or changed in OpenSSH for 3.8.1p1?” has been deleted because the updates are now part of the OpenSSH 5.0p1 base.

Chapter 1. Introduction to IBM Ported Tools for z/OS: OpenSSH

The OpenSSH program product is one of the ported applications provided by IBM Ported Tools for z/OS. The current version, which is Version 1 Release 2, can be installed on z/OS 1.10 and later. Users of the previous release (Version 1 Release 1) must migrate to the new release as described in Chapter 4, “Migrating to Version 1 Release 2 of IBM Ported Tools for z/OS: OpenSSH,” on page 13 before using the information in this book.

In this document, *OpenSSH* refers to the z/OS implementation of OpenSSH. For the open source documentation, see <http://www.openssh.org>.

What is OpenSSH?

OpenSSH provides secure encryption for both remote login and file transfer. Some of the utilities that it includes are:

- **ssh**, a z/OS client program for logging into a z/OS shell. It can also be used to log into other platform's UNIX shells. It is an alternative to **rlogin**.
- **scp** for copying files between networks. It is an alternative to **rcp**.
- **sftp** for file transfers over an encrypted **ssh** transport. It is an interactive file transfer program similar to **ftp**.
- **sshd**, a daemon program for **ssh** that listens for connections from clients. The IBM Ported Tools for z/OS: OpenSSH implementation of **sshd** supports both SSH protocol versions 1 and 2 simultaneously.

The default **sshd** configuration only runs protocol version 2.

Other basic utilities such as **ssh-add**, **ssh-agent**, **ssh-keysign**, **ssh-keyscan**, **ssh-keygen** and **sftp-server** are also included.

To ensure secure encrypted communications, OpenSSH uses ciphers such as Blowfish and 3DES.

IBM Ported Tools for z/OS: OpenSSH provides the following z/OS extensions:

- System Authorization Facility (SAF) key ring. OpenSSH can be configured to allow OpenSSH keys to be stored in SAF key rings. See “Choosing between UNIX files and key rings” on page 57 for more information.
- Multilevel security. It is a security policy that allows the classification of data and users based on a system of hierarchical security levels combined with a system of non-hierarchical security categories. See “Running the sshd daemon in a multilevel-secure environment” on page 43.
- System Management Facility (SMF). OpenSSH can be configured to collect SMF Type 119 records for both the client and the server. See “Setting up OpenSSH to collect SMF records” on page 50 for more information.
- ICSF ciphers and MAC algorithms. OpenSSH can be set up to use Integrated Cryptographic Service Facility (ICSF) to implement certain ciphers and MAC (message authentication code) algorithms. This extension enables OpenSSH to use hardware support when applicable and is provided via the PTF for APAR OA37278. See “Setting up OpenSSH to use ICSF ciphers and MAC algorithms” on page 51 for more information.

The Internet Engineering Task Force (<http://www.ietf.org/>) has a Secure Shell (SECSH) working group whose goal is to update and standardize the popular SSH protocol. For information about OpenSSH compliancy to SECSH RFCs and internet drafts, see Appendix C, "RFCs and Internet drafts," on page 417.

Chapter 2. What's new or changed in Version 1 Release 2 of IBM Ported Tools for z/OS: OpenSSH

This topic documents changes that were introduced in Version 1 Release 2 of IBM Ported Tools for z/OS: OpenSSH, which includes OpenSSH 5.0p1, OpenSSL 1.0.1c, and zlib 1.2.3. It includes these sections:

- “Summary of changes to commands”
- “New and changed configuration files” on page 7
- “New environment variables” on page 9
- “Summary of changes to SYS1.MACLIB” on page 10
- “Summary of changes to non-configuration files in /samples” on page 10

Summary of changes to commands

Table 1 lists commands that were changed in Version 1 Release 2 of IBM Ported Tools for z/OS: OpenSSH.

Table 1. Summary of changes to commands in V1R2 of IBM Ported Tools for z/OS: OpenSSH

Command	Changes
scp	<p>With the PTF for APAR OA37278, OpenSSH can be set up to use ICSF to implement certain ssh ciphers and MAC algorithms. This extension enables scp (via ssh) to use hardware support when applicable. See “Setting up OpenSSH to use ICSF ciphers and MAC algorithms” on page 51 for more information.</p> <p>Some of the keywords for the -o option have changed. Table 2 on page 7 has a list of the keyword changes for ssh_config.</p> <p>OpenSSH can be configured to collect SMF client and server transfer completion records that are associated with scp. See “Setting up OpenSSH to collect SMF records” on page 50 for more information.</p> <p>A new environment variable used during SMF-related processing, _ZOS_SMF_FD, is available; it is intended for internal use only. See Table 3 on page 9 for more information.</p> <p>The scp executable is shipped as an APF-authorized program.</p> <p>References:</p> <ul style="list-style-type: none">• scp• ssh_config• zos_ssh_config• zos_user_ssh_config

Table 1. Summary of changes to commands in V1R2 of IBM Ported Tools for z/OS: OpenSSH (continued)

Command	Changes
<p>sftp</p>	<p>With the PTF for APAR OA37278, OpenSSH can be set up to use ICSF to implement certain ssh ciphers and MAC algorithms. This extension enables sftp (via ssh) to use hardware support when applicable. See “Setting up OpenSSH to use ICSF ciphers and MAC algorithms” on page 51 for more information.</p> <p>Some of the keywords for the -o option have changed. Table 2 on page 7 has a list of the keyword changes for ssh_config.</p> <p>New options were added for ls: -a -f -n -r -S -t</p> <p>OpenSSH can be configured to collect SMF client transfer completion records that are associated with sftp. For more information, see “Setting up OpenSSH to collect SMF records” on page 50.</p> <p>A new environment variable used during SMF-related processing, _ZOS_SMF_FD, is available; it is intended for internal use only. See Table 3 on page 9 for more information.</p> <p>The sftp executable is shipped as an APF-authorized program.</p> <p>References:</p> <ul style="list-style-type: none"> • sftp • ssh_config • zos_ssh_config • zos_user_ssh_config
<p>sftp-server</p>	<p>With the PTF for APAR OA37278, OpenSSH can be set up to use ICSF to implement certain sshd ciphers and MAC algorithms. This extension enables sftp-server (via sshd) to use hardware support when applicable. See “Setting up OpenSSH to use ICSF ciphers and MAC algorithms” on page 51 for more information.</p> <p>New options (specified on the Subsystem specification) were added : -e, -f log_facility, -h, -l log_level</p> <p>OpenSSH can be configured to collect SMF server transfer completion records that are associated with sftp-server. See “Setting up OpenSSH to collect SMF records” on page 50 for more information.</p> <p>A new environment variable used during SMF-related processing, _ZOS_SMF_FD, is available; it is intended for internal use only. See Table 3 on page 9 for more information.</p> <p>The sftp-server executable is shipped as an APF-authorized program.</p> <p>References:</p> <ul style="list-style-type: none"> • sftp-server • sshd_config • zos_sshd_config

Table 1. Summary of changes to commands in V1R2 of IBM Ported Tools for z/OS: OpenSSH (continued)

Command	Changes
ssh	<p>With the PTF for APAR OA37278, OpenSSH can be set up to use ICSF to implement certain ssh ciphers and MAC algorithms. This extension enables ssh to use hardware support when applicable. See “Setting up OpenSSH to use ICSF ciphers and MAC algorithms” on page 51 for more information.</p> <p>Some of the keywords for the -o option have changed. Table 2 on page 7 has a list of the keyword changes for ssh_config.</p> <p>A new <i>[bind_address]</i> argument was added for the -D, -L, -R option (IPv6 addresses).</p> <p>Two new environment variables, _ZOS_SMF_FD (intended for internal use only) and _ZOS_USER_SSH_CONFIG, are available; see Table 3 on page 9 for more information.</p> <p>Two new ciphers ("arcfour128" and "arcfour256") were added for the -c option.</p> <p>A new MAC ("umac64@openssh.com") was added for the -m option.</p> <p>Two new configuration files, zos_ssh_config and zos_user_ssh_config, are available; see “New and changed configuration files” on page 7.</p> <p>New options were added: -K -M -O -S -w (The -K and -w options are not supported on z/OS UNIX.)</p> <p>New escape command-line options were added: -KR -h !command</p> <p>References:</p> <ul style="list-style-type: none"> • ssh • ssh_config • zos_ssh_config • zos_user_ssh_config
ssh-add	<p>New environment variables were added; see Table 3 on page 9 for more information.</p> <p>_ZOS_SSH_KEY_RING _ZOS_SSH_KEY_RING_LABEL</p> <p>Reference:</p> <ul style="list-style-type: none"> • ssh-add
ssh-keygen	<p>New command-line options were added: -F, -H, -R</p> <p>New environment variables have been added; see Table 3 on page 9 for more information.</p> <p>_ZOS_SSH_KEY_RING_LABEL</p> <p>Reference:</p> <ul style="list-style-type: none"> • ssh-keygen
ssh-keyscan	<p>A new command-line option was added: -H</p> <p>Reference:</p> <ul style="list-style-type: none"> • ssh-keyscan
ssh-rand-helper	<p>A new environment variable, _ZOS_SSH_PRNG_CMDS_TIMEOUT, was added; see Table 3 on page 9 for more information.</p> <p>Reference:</p> <ul style="list-style-type: none"> • ssh-rand-helper

Table 1. Summary of changes to commands in V1R2 of IBM Ported Tools for z/OS: OpenSSH (continued)

Command	Changes
ssh	<p>With the PTF for APAR OA37278, OpenSSH can be set up to use ICSF to implement certain ssh ciphers and MAC algorithms. This extension enables ssh to use hardware support when applicable. See “Setting up OpenSSH to use ICSF ciphers and MAC algorithms” on page 51 for more information.</p> <p>Some of the keywords for the -o option have changed. Table 2 on page 7 has a list of the keyword changes for ssh_config.</p> <p>A new option was added to the <code>authorized_keys</code> and <code>ssh_known_hosts</code> file formats: <code>zos-key-ring-label=KeyRingOwner/KeyRingName label</code>.</p> <p>A new configuration file, zos_sshd_config, is available; see “New and changed configuration files” on page 7.</p> <p>The <code>authorized_keys</code> file has new option keywords:</p> <ul style="list-style-type: none"> • no-user-rc, which is documented in <code>no-user-rc</code>. • tunnel, which is ignored on z/OS UNIX. <p>Support was added to the <code>ssh_known_hosts</code> file format for hashed host names and <code>[host]:port</code> formatting.</p> <p>Two new environment variables, <code>_ZOS_SMF_FD</code> (intended for internal use only) and <code>_ZOS_SSHD_CONFIG</code>, are available; see Table 3 on page 9 for more information.</p> <p>OpenSSH can be configured to collect SMF login failure records for ssh as well as server transfer completion records that are associated with “internal-sftp”. See “Setting up OpenSSH to collect SMF records” on page 50 for more information.</p> <p>The ssh executable is shipped as an APF-authorized program.</p> <p>References:</p> <ul style="list-style-type: none"> • <code>ssh</code> • <code>ssh_config</code> • <code>zos_sshd_config</code>

New and changed configuration files

Table 2 lists configuration files that were added or changed in Version 1 Release 2 of IBM Ported Tools for z/OS: OpenSSH.

Table 2. Summary of changes to configuration files in V1R2 of IBM Ported Tools for z/OS: OpenSSH

Configuration file	Changes
ssh_config	<p>New keywords have been added:</p> <ul style="list-style-type: none">ControlMasterControlPathExitOnForwardFailureHashKnownHostsKbdInteractiveDevices (not supported on z/OS UNIX)KbdInteractiveAuthentication (not supported on z/OS UNIX)LocalCommandPermitLocalCommandSendEnvTunnel (not supported on z/OS UNIX)TunnelDevice (not supported on z/OS UNIX) <p>Two new ciphers ("arcfour128" and "arcfour256") were added for the Ciphers keyword.</p> <p>A new MAC ("umac64@openssh.com") was added for the MACs keyword.</p> <p>A new <code>[bind_address]</code> argument for the DynamicForward, LocalForward, and RemoteForward keywords were added.</p> <p>These keywords have been changed:</p> <ul style="list-style-type: none">CiphersDynamicForwardHostbasedAuthenticationLocalForwardMACsRekeyLimitRemoteForwardRhostsRSAAuthenticationIdentitiesOnlyIdentityfile <p>Reference:</p> <ul style="list-style-type: none">• ssh_config

Table 2. Summary of changes to configuration files in V1R2 of IBM Ported Tools for z/OS: OpenSSH (continued)

Configuration file	Changes
sshd_config	<p>New keywords have been added:</p> <ul style="list-style-type: none"> AcceptEnv AddressFamily ChrootDirectory ForceCommand HostbasedUsesNameFromPacketOnly Match MaxAuthTries PermitOpen PermitTunnel (not supported on z/OS UNIX) <p>A new value ("delayed") was added for the Compression keyword.</p> <p>A new value ("clientspecified") was added for the GatewayPorts keyword.</p> <p>A new value ("internal-sftp") was added for the Subsystem keyword.</p> <p>Two new ciphers ("arcfour128" and "arcfour256") were added for the Ciphers keyword.</p> <p>A new MAC ("umac64@openssh.com") was added for the MACs keyword.</p> <p>These keywords have been changed:</p> <ul style="list-style-type: none"> AllowTcpForwarding ChallengeResponseAuthentication (not supported on z/OS UNIX) Ciphers Compression GatewayPorts HostKey MACs PrintLastLog (not supported on z/OS UNIX) Subsystem <p>Reference:</p> <ul style="list-style-type: none"> • sshd_config
zos_ssh_config	<p>This new configuration file contains system-wide client configuration data that is specific to the z/OS platform.</p> <p>Reference:</p> <ul style="list-style-type: none"> • zos_ssh_config
zos_sshd_config	<p>This new configuration file contains daemon configuration data that is specific to the z/OS platform.</p> <p>Reference:</p> <ul style="list-style-type: none"> • zos_sshd_config
zos_user_ssh_config	<p>This new configuration file contains per-user client configuration data that is specific to the z/OS platform.</p> <p>Reference:</p> <ul style="list-style-type: none"> • zos_user_ssh_config

New environment variables

Table 3 lists environment variables that are new for Version 1 Release 2 of IBM Ported Tools for z/OS: OpenSSH.

Table 3. List of new environment variables in V1R2 of IBM Ported Tools for z/OS: OpenSSH

Environment variable	Changes
_ZOS_OPENSSH_DEBUG	This new environment variable contains z/OS-specific debug information. It is only used internally and is not for external specification. Reference: None
_ZOS_OPENSSH_MSGCAT	This new environment variable identifies the OpenSSH message catalog to be used when sending OpenSSH error messages. Reference: <ul style="list-style-type: none"> “Setting up the message catalog for IBM Ported Tools for z/OS: OpenSSH” on page 37
_ZOS_SMF_FD	This new environment variable is set to the file descriptor number that is used for interprocess communication during SMF-related processing. It is only used internally and is not for external specification. Reference: None
_ZOS_SSH_PRNG_CMDS_TIMEOUT	This new environment variable specifies the timeout value used by ssh-rand-helper when running a command from the <code>/etc/ssh/ssh_prng_cmds</code> file. Reference: <ul style="list-style-type: none"> “ssh-rand-helper — Gather random numbers for OpenSSH” on page 120
_ZOS_SSHD_CONFIG	This new environment variable specifies the path name of the user-defined z/OS-specific daemon configuration file. References: <ul style="list-style-type: none"> sshd zos_sshd_config
_ZOS_SSH_KEY_RING	This new environment variable specifies the SAF key ring owner and key ring name to use as input. Reference: <ul style="list-style-type: none"> ssh-add
_ZOS_SSH_KEY_RING_LABEL	This new environment variable specifies the SAF key ring owner, key ring name, and certificate label to use as input. References: <ul style="list-style-type: none"> ssh-add ssh-keygen
_ZOS_USER_SSH_CONFIG	This new environment variable specifies the path name of the z/OS-specific per-user OpenSSH client configuration file. References: <ul style="list-style-type: none"> ssh zos_user_ssh_config
_ZOS_SFTP_SERVER_CONVERT	This new environment variable contains file extensions which are allowed to perform the text file conversion on zOS sftp-server . It is only used internally and is not for external specification. Reference: None

Summary of changes to SYS1.MACLIB

Table 4 lists members of SYS1.MACLIB that were added in Version 1 Release 2 of IBM Ported Tools for z/OS: OpenSSH.

Table 4. Summary of changes to SYS1.MACLIB in V1R2 of IBM Ported Tools for z/OS: OpenSSH

Sample	Changes
FOTSMF77	<p>This new member contains assembler mapping macros for OpenSSH SMF Type 119 records.</p> <p>This member was updated with the PTF for APAR OA37278.</p> <p>Reference:</p> <ul style="list-style-type: none">• Chapter 12, “SMF Type 119 records for OpenSSH,” on page 173

Summary of changes to non-configuration files in /samples

Table 5 lists files in the /samples directory that were added in Version 1 Release 2 of IBM Ported Tools for z/OS: OpenSSH.

Table 5. Summary of changes to /samples in V1R2 of IBM Ported Tools for z/OS: OpenSSH

Sample	Changes
ssh_smf.h	<p>This new file contains C mapping macros for OpenSSH SMF Type 119 records.</p> <p>This file was updated with the PTF for APAR OA37278.</p> <p>Reference:</p> <ul style="list-style-type: none">• Chapter 12, “SMF Type 119 records for OpenSSH,” on page 173

Chapter 3. How does IBM Ported Tools for z/OS: OpenSSH differ from the open source version?

This topic describes how IBM Ported Tools for z/OS: OpenSSH differs from the open source version.

What IBM Ported Tools for z/OS: OpenSSH supports

sftp can treat files as binary or text. By default, **sftp** assumes that files are binary. Files transferred between EBCDIC and ASCII platforms are not converted. For file transfers between z/OS and ASCII UNIX platforms, you might need to convert your files (treat them as text). The **sftp** `ascii` subcommand can be used to transfer files in ASCII between the local host and a remote UNIX host. This subcommand assumes that the file data on the network should be encoded in ISO/IEC 8859-1. The **sftp** `binary` subcommand can be used to disable this conversion and return to performing binary file transfers.

scp treats files as text. By default, **scp** performs ASCII/EBCDIC conversion on files. For more information about how **scp** performs conversion, see Chapter 7, “Globalization on z/OS systems,” on page 59.

ssh, sftp and scp are restricted from running in a 3270 environment. The OpenSSH client (**ssh**) cannot be run from OMVS (which is a 3270 session). **ssh** has been disabled under OMVS because passwords are visible while they are being typed by the user in some situations. **sftp** and **scp** invoke **ssh** as part of their processing, so they have the same restriction.

IBM Ported Tools for z/OS: OpenSSH has different default settings. IBM Ported Tools for z/OS: OpenSSH has different default settings than the open source level of OpenSSH. If you share OpenSSH configuration files among platforms, then you should be aware of these differences. The differences are:

- The daemon configuration (**sshd_config**) file has both the `AllowTcpForwarding` keyword and the `Compression` keyword set to "no".
- Both the client configuration (**ssh_config**) and the daemon configuration (**sshd_config**) files list the `RhostsAuthentication` keyword with a default value of "no".
- The daemon configuration (**sshd_config**) file has the `Protocol` keyword set to 2 as the default setting, which specifies that only protocol version 2 connections are allowed.
- The client configuration (**ssh_config**) file has the `Protocol` keyword set to 2, which specifies that only protocol version 2 connections are allowed.
- The default locations of z/OS executables might differ than on other platforms, so the Subsystem specification of **sftp** might contain a different path on z/OS. On z/OS it is set to:

```
Subsystem    sftp    /usr/lib/ssh/sftp-server
```

Provides support unique to z/OS. IBM Ported Tools for z/OS: OpenSSH provides the following z/OS extensions:

- System Authorization Facility (SAF) key ring. OpenSSH can be configured to allow OpenSSH keys to be stored in SAF key rings. See “Choosing between UNIX files and key rings” on page 57 for more information.

- Multilevel security. It is a security policy that allows the classification of data and users based on a system of hierarchical security levels combined with a system of non-hierarchical security categories. See “Running the sshd daemon in a multilevel-secure environment” on page 43.
- System Management Facility (SMF). OpenSSH can be configured to collect SMF Type 119 records for both the client and the server. See “Setting up OpenSSH to collect SMF records” on page 50 for more information.
- ICSF ciphers and MAC algorithms. OpenSSH can be set up to use Integrated Cryptographic Service Facility (ICSF) to implement certain ciphers and MAC (message authentication code) algorithms. This extension enables OpenSSH to use hardware support when applicable and is provided via the PTF for APAR OA37278. See “Setting up OpenSSH to use ICSF ciphers and MAC algorithms” on page 51 for more information.

What IBM Ported Tools for z/OS: OpenSSH does not support

IBM Ported Tools for z/OS: OpenSSH does not support the following functionality:

- AFS token passing
- Kerberos
- Pluggable Authentication Module (PAM)
- Print last log
- GSS-API
- Smart cards
- “Keyboard-interactive” user authentication
- TCP wrappers
- Tunnel device forwarding

User-defined subsystems treat data as binary. Subsystems are a feature of SSH protocol version 2 which facilitate the use of `ssh` as a secure transport for other applications such as `sftp`. However, you can define your own subsystem using the Subsystem keyword of `sshd_config`. The subsystem is then invoked as a remote command. For example:

```
Subsystem backups /home/billyjc/backups.sh
```

Because network data for a subsystem is treated as binary, any output generated by a subsystem will not be displayed correctly between z/OS systems unless steps are taken to convert the data.

IBM Ported Tools for z/OS: OpenSSH does not support multibyte locales. IBM Ported Tools for z/OS: OpenSSH does not support running in multibyte locales. It currently only supports single-byte locales that are compatible with ASCII coded character set ISO/IEC 8859-1. For more information, see Chapter 7, “Globalization on z/OS systems,” on page 59.

Chapter 4. Migrating to Version 1 Release 2 of IBM Ported Tools for z/OS: OpenSSH

This information assumes that you are migrating from Version 1 Release 1 of IBM Ported Tools for z/OS: OpenSSH and that it has been upgraded to OpenSSH 3.8.1p1 with all the available PTFs applied.

If you are currently using Version 1 Release 1 of IBM Ported Tools for z/OS: OpenSSH and the OpenSSH level is 3.5p1, you must migrate to 3.8.1p1 first before you can migrate to IBM Ported Tools for z/OS: OpenSSH Version 1 Release 2, which uses the 5.0p1 level of OpenSSH. For information about migrating to 3.8.1p1, refer to *IBM Ported Tools for z/OS User's Guide*, SA22-7985.

If you are migrating from an unsupported version, you must first migrate to IBM Ported Tools for z/OS: OpenSSH Version 1 Release 1 that has been upgraded to OpenSSH 3.8.1p1 before migrating to IBM Ported Tools for z/OS: OpenSSH Version 1 Release 2.

Considerations when migrating from IBM Ported Tools for z/OS: OpenSSH Version 1 Release 1

This section describes coexistence and compatibility considerations when migrating from IBM Ported Tools for z/OS: OpenSSH Version 1 Release 1.

Coexistence considerations

In a sysplex environment, some systems might share the same configuration. They might also share the `ssh_known_hosts` or `authorized_keys` files. However, those systems might have different versions of `ssh` or `sshd`. In that situation, the previous version of the command might exit with an error message because it does not support the new features. For a list of the configuration keywords that were introduced in IBM Ported Tools for z/OS: OpenSSH Version 1 Release 2, see Table 2 on page 7. For a list of the `ssh_known_hosts` or `authorized_keys` files options that were introduced, see “Summary of changes to commands” on page 3.

Tips: When sharing files, consider these tips:

- To avoid sharing the same configuration file, the user can specify the local configuration file using `'-F config_file'` for `ssh` and `'-f config_file'` for `sshd` on the command line.
- To avoid sharing the same `ssh_known_hosts` file, the user can specify the local file using the `ssh_config` `GlobalKnownHostsFile` or `UserKnownHostsFile` keywords.
- To avoid sharing the same `authorized_keys` file, the user can specify the local file using the `sshd_config` `AuthorizedKeysFile` keyword.

Compatibility considerations

When a newer version of the SSH client is trying to connect to a previous version of the `sshd` daemon, connection might not be established due to incompatibility of the new configuration options. For a list of the configuration keywords that were introduced in IBM Ported Tools for z/OS: OpenSSH Version 1 Release 2, see Table 2 on page 7.

Migration actions for IBM Ported Tools for z/OS: OpenSSH Version 1 Release 2

Migration to IBM Ported Tools for z/OS: OpenSSH Version 1 Release 2 might require certain actions, which are listed as follows:

- “Changes to OpenSSH heap management that might require a migration action”
- “Setting up the XPLINK environment for use by IBM Ported Tools for z/OS: OpenSSH”
- “Changes to the sftp command that might require a migration action” on page 15
- “Changes to the ssh command that might require a migration action” on page 15
- “Changes to the ssh_config file that might require a migration action” on page 16
- “Changes to the sshd command that might require a migration action” on page 17
- “Changes to the sshd_config file that might require a migration action” on page 18
- “Changes to the ssh-keygen command that might require a migration action” on page 19
- “Changes to the ssh-rand-helper command that might require a migration action” on page 20
- “Preventing message numbers from being associated with OpenSSH error messages” on page 20

Changes to OpenSSH heap management that might require a migration action

Description: Beginning in Version 1 Release 2, IBM Ported Tools for z/OS: OpenSSH changed how it manages user heap storage for data transfer.

Is the migration action required? Yes, if you limit the amount of storage available to the processes that are running OpenSSH commands.

Steps to take: See “Managing OpenSSH user heap” on page 56 for details.

Reference information: None.

Setting up the XPLINK environment for use by IBM Ported Tools for z/OS: OpenSSH

Description: Beginning in Version 1 Release 2, IBM Ported Tools for z/OS: OpenSSH is an XPLINK application. XPLINK (Extra Performance Linkage) is a type of call linkage that can improve performance in an environment of frequent calls between small functions.

Is the migration action required? Yes, to ensure optimal performance.

Steps to take: To set up the XPLINK environment (that is, to initialize the resources necessary to run an XPLINK application), take the following steps:

- Put the Language Environment[®] run-time library SCEERUN2 in the LNKLST member of SYS1.PARMLIB.
- Put the XPLINK modules in SCEERUN2 in the dynamic LPA.
- Mark the run-time library SCEERUN2 as program controlled.

Reference information: The following list provides reference information that might be helpful.

- For more information about XPLINK, see *z/OS Language Environment Programming Guide*.
- For more information about placing SCEERUN2 in LNKLST, see *z/OS Language Environment Customization*.
- For more information about LNKLST, see *z/OS MVS Initialization and Tuning Reference*.

Changes to the sftp command that might require a migration action

Table 6 lists the changes to the **sftp** command that might require a migration action and the accompanying actions.

Table 6. Changes to the sftp command that might require a migration action

What changed	Migration action needed?
<p>The -b option</p> <p>When the sftp command is run with the -b option, the -oBatchMode=yes argument is now passed to the ssh command.</p> <p>For more information, see -b option.</p>	<p>Yes, if you use the sftp command with the -b option and require password, passphrase or host key prompts during authentication. For example, if you use the SSH_ASKPASS environment variable for user authentication, this migration action is required because using SSH_ASKPASS requires a passphrase prompt.</p> <p>Action: Run the sftp command with -oBatchMode=no as the first option.</p>
<p>Previously, sftp subcommand parsing handled certain special characters (for example, # and glob characters) differently. Now sftp subcommand parsing is more consistent with shell command parsing. For more information about glob characters (also called wildcard characters), refer to the section on file name generation in the sh command description in <i>z/OS UNIX System Services Command Reference</i>.</p>	<p>Yes, if you use special characters on sftp subcommands.</p> <p>Action: Escape special characters with the backslash character.</p>
<p>Previously the sftp ls subcommand displayed files beginning with a dot (.) when listing the contents of a directory. And if the -l option was used, numeric user and group information was displayed with the files. Now, by default, the sftp ls subcommand does not display files beginning with a dot (.) when listing the contents of a directory. And if the -l option is used, user and group name information is displayed with the files.</p>	<p>Yes, if you parse the sftp ls subcommand output and expect files beginning with a dot (.) or numeric user and group information to be displayed when listing the contents of a directory.</p> <p>Action: Run the sftp ls subcommand with the -a option to display files beginning with a dot (.) and with the -n option to display numeric user and group information when listing the contents of a directory.</p>

Changes to the ssh command that might require a migration action

Table 7 on page 16 lists the changes to the **ssh** command that might require a migration action and the accompanying actions.

Table 7. Changes to the ssh command that might require a migration action

What changed	Migration action needed?
<p>Previously, if the user was using the default configuration file (<code>~/.ssh/config</code>), the owner or permissions on the file was not checked. Now <code>ssh</code> issues an error message and exits if the file is not owned by the user or if the file is writable by the world or the file's group.</p>	<p>Yes, if your file has incorrect owner or permissions. More information about the requirements for those can be found in Table 20 on page 170.</p> <p>Action: Correct the settings so they adhere to the new requirements.</p>
<p>The <code>-c</code> option</p> <p>Previously, the default cipher list did not contain <code>arcfour128</code> and <code>arcfour256</code>. Now the default cipher list contains <code>arcfour128</code> and <code>arcfour256</code>. The order was also changed to prefer ciphers that are not susceptible to security vulnerability CVE-2008-5161. Most customers will not be affected by the changed default.</p> <p>The complete list of ciphers used by <code>ssh</code> can be found in <code>ssh_config</code> (see Ciphers).</p>	<p>Yes, if you use the previous default list and do not want to allow the new ciphers or the new order of the preferred ciphers. The previous default list was <code>aes128-cbc,3des-cbc,blowfish-cbc,cast128-cbc,arcfour,aes192-cbc,aes256-cbc,aes128-ctr,aes192-ctr,aes256-ctr</code>. (Typically the ciphers are one long unbroken line; in the preceding example, the ciphers are not shown as one unbroken line due to space limitations.)</p> <p>Action: Specify the previous default list.</p>
<p>The <code>-L</code>, <code>-R</code> options</p> <p>Previously, addresses containing a colon (<code>:</code>) character could be parsed using the forward slash (<code>/</code>) character and vice versa. Now addresses containing delimiter characters (<code>:</code> or <code>/</code>) must be enclosed in square brackets.</p> <p>For more information, see:</p> <ul style="list-style-type: none"> • <code>-L</code> option • <code>-R</code> option 	<p>Yes, if you use an address that contains delimiter characters.</p> <p>Action: Enclose the address in square brackets.</p>
<p>The <code>-m</code> option</p> <p>Previously, the default MACs list did not contain <code>umac64@openssh.com</code>. Now the default MACs list contains <code>umac64@openssh.com</code>. Most customers will not be affected by the changed default.</p> <p>The complete list of MACs used by <code>ssh</code> can be found in <code>ssh_config</code> (see MACs).</p>	<p>Yes, if you use the previous default list and do not want to allow the new MAC. The previous default list was <code>hmac-md5,hmac-sha1,hmac-ripemd160,hmac-ripemd160@openssh.com,hmac-sha1-96,hmac-md5-96</code>. (Typically the MACs are one long unbroken line; in the preceding example, the MACs are not shown as one unbroken line due to space limitations.)</p> <p>Action: Specify the previous default list.</p>
<p>The <code>-o</code> option</p> <p>Some of the keywords have had changes.</p>	<p>Yes, if you use one of the keywords that has changed. For a list of the keywords that have changed and corresponding migration actions (if any), see "Changes to the <code>ssh_config</code> file that might require a migration action."</p>

Changes to the ssh_config file that might require a migration action

Table 8 on page 17 lists the changes to the `ssh_config` file that might require a migration action and the accompanying actions.

Table 8. Changes to the `ssh_config` file that might require a migration action

What changed	Migration action needed?
<p>The Ciphers keyword</p> <p>Previously, the default cipher list did not contain <code>arcfour128</code> and <code>arcfour256</code>. Now the default cipher list contains <code>arcfour128</code> and <code>arcfour256</code>. The order was also changed to prefer ciphers that are not susceptible to security vulnerability CVE-2008-5161. Most customers will not be affected by the changed default.</p> <p>The complete list of ciphers can be found in <code>ssh_config</code> (see <code>Ciphers</code>).</p>	<p>Yes, if you use the previous default list and do not want to allow the new ciphers or the new order of the preferred ciphers. The previous default list was <code>aes128-cbc,3des-cbc,blowfish-cbc,cast128-cbc,arcfour,aes192-cbc,aes256-cbc,aes128-ctr,aes192-ctr,aes256-ctr</code>. (Typically the ciphers are one long unbroken line; in the preceding example, the ciphers are not shown as one unbroken line due to space limitations.)</p> <p>Action: Specify the previous default list.</p>
<p>The LocalForward, RemoteForward keywords</p> <p>Previously, addresses containing a colon (<code>:</code>) character could be parsed using the forward slash (<code>/</code>) character and vice versa. Now addresses containing delimiter characters (<code>:</code> or <code>/</code>) must be enclosed in square brackets.</p> <p>For more information, see:</p> <ul style="list-style-type: none"> • <code>LocalForward</code> • <code>RemoteForward</code> 	<p>Yes, if you use an address that contains delimiter characters.</p> <p>Action: Enclose the address in square brackets.</p>
<p>The MACs keyword</p> <p>Previously, the default MACs list did not contain <code>umac64@openssh.com</code>. Now the default MACs list contains <code>umac64@openssh.com</code>. Most customers will not be affected by the changed default.</p> <p>The complete list of MACs can be found in <code>ssh_config</code> (see <code>MACs</code>).</p>	<p>Yes, if you use the previous default list and do not want to allow the new MAC. The previous default list was <code>hmac-md5,hmac-sha1,hmac-ripemd160,hmac-ripemd160@openssh.com,hmac-sha1-96,hmac-md5-96</code>. (Typically the MACs are one long unbroken line; in the preceding example, the MACs are not shown as one unbroken line due to space limitations.)</p> <p>Specify the previous default list.</p>
<p>The ProxyCommand keyword</p> <p>Instead of running <code>ProxyCommand</code> with <code>/bin/sh</code>, the user's shell as set in the <code>SHELL</code> environment variable is used.</p>	<p>Yes, if you use a shell other than <code>/bin/sh</code> (for example, <code>tcsh</code>).</p> <p>Action: Make sure that <code>ProxyCommand</code> conforms to your shell's syntax. The description of the <code>ssh_config</code> keyword <code>ProxyCommand</code> has more information about specifying the command to connect to the server.</p>
<p>The RekeyLimit keyword</p> <p>Previously, the minimum value was 0. Now the minimum value is 16.</p>	<p>Yes, if you use a <code>RekeyLimit</code> value that is less than 16.</p> <p>Action: Change the value so that the <code>RekeyLimit</code> value is greater than or equal to 16. The description of the <code>ssh_config</code> keyword <code>RekeyLimit</code> has more information about specifying the values.</p>

Changes to the `sshd` command that might require a migration action

Table 9 on page 18 lists the changes to the `sshd` command that might require a migration action and the accompanying actions.

Table 9. Changes to the `sshd` command that might require a migration action

What changed	Migration action needed?
Previously, the <code>sshd</code> daemon could be started using a relative path name (for example, <code>./sshd</code>). Now a full path name must be used instead of the relative path name.	Yes, if you use a relative path name when starting the <code>sshd</code> daemon. Otherwise, <code>sshd</code> issues an error message and exits. Action: Change the startup process to use the full path name instead of a relative path name.
The permitopen authorized keys file option Previously, addresses containing a colon (:) character could be parsed using the forward slash (/) character and vice versa. Now addresses containing delimiter characters (: or /) must be enclosed in square brackets. <code>permitopen</code> describes the file option in more detail.	Yes, if you use an address that contains delimiter characters. Action: Enclose the address in square brackets.
The -o option Some of the keywords have had changes.	Yes, if you use one of the keywords that has changed. For a list of the keywords that have changed and corresponding migration actions (if any), see “Changes to the <code>sshd_config</code> file that might require a migration action.”

Changes to the `sshd_config` file that might require a migration action

Table 10 lists the changes to the `sshd_config` file that might require a migration action and the accompanying actions.

Table 10. Changes to the `sshd_config` file that might require a migration action

What changed	Migration action needed?
The AllowTCPForwarding keyword Previously, the default value was "yes". Now it is "no".	Yes, if you want to continue to allow port forwarding. This default was changed to reduce exposure to a vulnerability reported as CVE-2004-1653. The keyword is described in <code>AllowTcpForwarding</code> . Action: Set <code>AllowTCPForwarding</code> to "yes".
The ChallengeResponseAuthentication keyword Previously, the default value was "yes". Now it is "no". The keyword is described in <code>ChallengeResponseAuthentication</code> .	No, because <code>ChallengeResponseAuthentication</code> is not supported on z/OS systems.
The Ciphers keyword Previously, the default cipher list did not contain <code>arcfour128</code> and <code>arcfour256</code> . Now the default cipher list contains <code>arcfour128</code> and <code>arcfour256</code> . The order was also changed to prefer ciphers that are not susceptible to security vulnerability CVE-2008-5161. Most customers will not be affected by the changed default. The complete list of ciphers used by <code>sshd</code> can be found in <code>sshd_config</code> (see <code>Ciphers</code>).	Yes, if you use the previous default list and do not want to allow the new ciphers or the new order of the preferred ciphers. The previous default list was <code>aes128-cbc,3des-cbc,blowfish-cbc,cast128-cbc,arcfour,aes192-cbc,aes256-cbc,aes128-ctr,aes192-ctr,aes256-ctr</code> . (Typically the ciphers are one long unbroken line; in the preceding example, the ciphers are not shown as one unbroken line due to space limitations.) Action: Specify the previous default list.

Table 10. Changes to the `sshd_config` file that might require a migration action (continued)

What changed	Migration action needed?
<p>The MACs keyword</p> <p>Previously, the default MACs list did not contain <code>umac64@openssh.com</code>. Now the default MACs list contains <code>umac64@openssh.com</code>. Most customers will not be affected by the changed default.</p> <p>The complete list of MACs used by <code>sshd</code> can be found in <code>sshd_config</code> (see MACs).</p>	<p>Yes, if you use the previous default list and do not want to allow the new MAC. The previous default list was <code>hmac-md5,hmac-sha1,hmac-ripemd160,hmac-ripemd160@openssh.com,hmac-sha1-96,hmac-md5-96</code>. (Typically the MACs are one long unbroken line; in the preceding example, the MACs are not shown as one unbroken line due to space limitations.)</p> <p>Specify the previous default list.</p>
<p>The PrintLastLog keyword</p> <p>Previously, the default value was "yes". Now it is "no". The keyword is described in <code>PrintLastLog</code>.</p>	<p>No, because <code>PrintLastLog</code> is not supported on z/OS systems.</p>

Changes to the `ssh-keygen` command that might require a migration action

Table 11 lists the changes to the `ssh-keygen` command that might require a migration action and the accompanying actions.

Table 11. Changes to the `ssh-keygen` command that might require a migration action

What changed	Migration action needed?
<p>-b option (for RSA)</p> <p>Previously, the minimum RSA key size on the <code>ssh-keygen -b</code> option was 512 bits and the default was 1024 bits. Now the minimum RSA key size is 768 bits and the default is 2048 bits. The maximum remains 32768 bits.</p> <p>For more information, see <code>-b</code> option.</p>	<p>Yes, if you are using <code>ssh-keygen</code> to generate RSA keys with a size that is less than 768 bits.</p> <p>Action: Use <code>ssh-keygen</code> to generate new RSA keys based on the new minimum size. If improved security is desired, regenerate existing RSA keys if their size is less than 768 bits.</p>
<p>-b option (for DSA)</p> <p>Previously, the DSA key size on the <code>ssh-keygen -b</code> option was allowed to be between 512 and 32768 bits. Now the DSA key size must be 1024 bits.</p> <p>For more information, see <code>-b</code> option.</p>	<p>Yes, if you are using <code>ssh-keygen</code> to generate DSA keys with a size that is not equal to 1024 bits.</p> <p>Action: Use <code>ssh-keygen</code> to generate new DSA keys based on the new size requirement. If FIPS 186-2 compliance is required, regenerate existing DSA keys if their size is not 1024 bits.</p>
<p>-f option</p> <p>Instead of truncating a long file name at 1023 characters, a message is issued.</p> <p>For more information, see <code>-f</code> option.</p>	<p>No, because long file names will continue to be invalid.</p>
<p>-r option</p> <p>Previously, if the file name was not specified, a prompt for the file name was issued. Now the default file names for RSA and DSA keys are used instead.</p> <p>For more information, see <code>-r</code> option.</p>	<p>Yes, if you did not specify a file name.</p> <p>Action: Specify the file name on the <code>ssh-keygen</code> command.</p>

Table 11. Changes to the ssh-keygen command that might require a migration action (continued)

What changed	Migration action needed?
<p>ssh-keygen without the -d or -t options</p> <p>Previously, if ssh-keygen was issued without the -d or -t options, a message was issued. Now RSA is used as the default key type.</p> <p>For more information, see -d option and -t option.</p>	<p>No, because previously successful ssh-keygen commands will continue to be successful.</p>

Changes to the ssh-rand-helper command that might require a migration action

Table 12 lists the changes to the **ssh-rand-helper** command that might require a migration action and the accompanying actions.

Table 12. Changes to the ssh-rand-helper command that might require a migration action

What changed	Migration action needed?
<p>The ssh-rand-helper command now fails if a user's <code>~/.ssh/</code> directory does not exist and cannot be created.</p>	<p>Yes, if you use ssh-rand-helper to generate random numbers for OpenSSH and an OpenSSH user does not have a <code>~/.ssh/</code> directory and cannot create it. For example, a user that starts the sshd daemon might have a home directory in a read-only file system and thus is unable to create a <code>~/.ssh/</code> directory. Such a user might be affected by this migration action.</p> <p>Action: Ensure that all OpenSSH users have a <code>~/.ssh/</code> directory or can create one.</p>

Preventing message numbers from being associated with OpenSSH error messages

Description: Previously, to associate message numbers (for example, FOTSnnnn) with OpenSSH error messages, the NLSPATH environment variable had to include the following path: `/usr/lib/nls/msg/%L/%N.cat`. Starting in Version 1 Release 2, message numbers for IBM Ported Tools for z/OS: OpenSSH are associated with OpenSSH error messages by default.

Is the migration action required? Yes, if you do not want message numbers to be associated with OpenSSH error messages.

Steps to take: If you do not want message numbers to be associated with OpenSSH error messages, then set environment variable `_ZOS_OPENSSH_MSGCAT="NONE"` before running an OpenSSH command. If you have previously modified the NLSPATH environment variable, you do not need to make any changes to it.

Reference information: For more information, see "Setting up the message catalog for IBM Ported Tools for z/OS: OpenSSH" on page 37.

Chapter 5. For system administrators

This topic describes the various tasks that the system administrator handles.

Rule: All files used by IBM Ported Tools for z/OS: OpenSSH (such as key files and configuration files) must be in the IBM-1047 code set, except for the **rc** files (`/etc/ssh/sshr` and `~/.ssh/rc`). Those files are parsed by `/bin/sh` and should be in the code set of the current locale. Do not use the `/etc/ssh/sshr` file if there is a possibility of the users on the system running in different locales.

Restriction: IBM Ported Tools for z/OS: OpenSSH does not run in multibyte locales.

Differences between sftp and FTP

OpenSSH's **sftp** and IBM Communications Server's FTP with System SSL differ from each other. OpenSSH's **sftp** is an Open Source implementation of the IETF Secure Shell (SECSH) "SSH File Transfer Protocol" Internet Draft. OpenSSH uses a statically linked OpenSSL cryptographic library, System SSL, or ICSF to perform its cryptographic functions. OpenSSH provides some key management facilities with the **ssh-keygen** command. However, this support is not integrated with System SSL support provided by IBM. OpenSSH uses the security product when performing password authentication and when extracting keys from certificates associated with SAF key rings. The public key authentication processing itself is overseen by the OpenSSH daemon.

For information about the IETF SECSH internet drafts, see Appendix C, "RFCs and Internet drafts," on page 417.

The Communications Server FTP server and client support Transport Layer Security (TLS). The FTP client and server negotiate the use of TLS based on a subset of the FTP security negotiation functions documented in RFC 2228. FTP uses z/OS System SSL, and therefore can use the cryptographic hardware. For more information about FTP, see *z/OS Communications Server: IP Configuration Guide*.

Because **sftp** and FTP with System SSL do not use the same protocol, they cannot communicate with each other to establish a secure session.

Restriction: OpenSSH's **sftp** support does not include built-in support for MVS™ data sets. For alternate ways to access MVS data sets within **sftp**, see Appendix A, "Accessing MVS data sets within sftp," on page 411.

What you need to verify before using OpenSSH

Before using OpenSSH, the system administrator should check that all prerequisites have been met.

Steps for verifying the prerequisites for using OpenSSH

About this task

Before you begin: Perform the following steps to verify that the prerequisites for using OpenSSH have been met.

Procedure

- Using Table 13 as a reference, check that certain directories were set up correctly when IBM Ported Tools for z/OS: OpenSSH was installed.

Table 13. List of directories and needed permissions

Directory	Permission	Owner	Notes
/var/empty	755	UID(0)	Must be empty. It is used as the home directory for the SSHD (unprivileged) user. For more information about privilege separation, see “Step for creating the sshd privilege separation user” on page 37.
/var/run	755	UID(0)	<p>Holds the sshd.pid file, which contains the process ID of the most recently started OpenSSH daemon. If another directory is preferred, the PidFile configuration option can be specified in the daemon's sshd_config file. For more information, see sshd_config.</p> <p>Also holds the sshd.mm.XXXXXXX temporary files which are used for compression with privilege separation.</p>
/etc/ssh	755	UID(0)	Holds the configuration files for ssh and sshd .

- If running on z/OS 1.10 or z/OS 1.11, check that the PTFs for the following APARs have been applied:
 - PK86329
 - OA29401
- Check that the **sshd** daemon has been installed with the program control, APF-authorized, and noshareas extended attributes. To verify that these extended attributes have been set properly, issue the following shell command:

```
ls -El /usr/sbin/sshd
```

The output should be similar to the following example:

```
-rwxr--r-- ap-- 2 SYSADM 1 5783552 Jul 9 08:24 /usr/sbin/sshd
```

The 'p' indicates that the program control extended attribute is set. The 'a' indicates that the APF-authorized extended attribute is set. The lack of an 's' after the 'p' indicates that the noshareas extended attribute is set. If the output is not correct, then you must set the attributes as follows.

- To set the noshareas extended attribute, issue the following shell command:

```
extattr -s /usr/sbin/sshd
```
- If you are a UID(0) user with at least READ access to the BPX.FILEATTR.PROGCTL resource in the FACILITY class, you can set the program control extended attribute by issuing the following shell command:

```
extattr +p /usr/sbin/sshd
```
- If you are a UID(0) user with at least READ access to the BPX.FILEATTR.APF resource in the FACILITY class, you can set the APF-authorized extended attribute by issuing the following shell command:

```
extattr +a /usr/sbin/sshd
```

In addition, ensure that the Language Environment run-time libraries are defined to program control, the standard Language Environment library is HLQ.CEE.SCEERUN and the XPLINK is HLQ.CEE.SCEERUN2.


```
SETROPTS WHEN(PROGRAM)
RDEFINE PROGRAM * ADDMEM
('CEE.SCEERUN'/volser/NOPADCHK
'SYS1.LINKLIB'/'*****'/NOPADCHK) UACC(READ)
SETROPTS WHEN(PROGRAM) REFRESH
```

-
4. Check that the **scp**, **sftp**, and **sftp-server** programs have been installed with the APF-authorized attribute. To verify that this extended attribute is set properly, issue the following shell command for each program:

```
ls -El programe
```

where *programe* is `/bin/scp`, `/bin/sftp`, or `/usr/lib/ssh/sftp-server`.

The output should be similar to the following example:

```
-rwxr-xr-x a-s- 2 SYSADM 1 5783552 Jul 9 08:24 programe
```

The 'a' indicates that the APF-authorized extended attribute is set. If the output is not correct, then you must set the attribute as follows.

- If you are UID(0) user with at least READ access to the BPX.FILEATTR.APF resource in the FACILITY class, you can set the APF-authorized extended attribute by issuing the following shell command:

```
extattr +a programe
```

-
5. Check that the **ssh** and **ssh-keysign** programs have been installed with the noshareas extended attribute. To verify that this extended attribute is set properly, issue the following shell command for each program:

```
ls -El programe
```

where *programe* is `/bin/ssh` or `/usr/lib/ssh/ssh-keysign`. The output should be similar to the following example:

```
-rwxr-xr-x ---- 2 SYSADM 1 5783552 Jul 9 08:24 programe
```

The third - in '----' indicates that the noshareas extended attribute is set. If the output is not correct, then you must set the noshareas extended attribute. For example, to set the noshareas extended attribute for `/bin/ssh`, issue the following shell command:

```
extattr -s /bin/ssh
```

Results

When you are done, you have verified that the prerequisites for using OpenSSH have been met.

For more information about program control, see *z/OS UNIX System Services Planning*.

Setting up the sshd daemon

Before the system administrator can start the **sshd** daemon, the following setup tasks must be done:

- The configuration files must be created or edited, as described in “Steps for creating or editing configuration files” on page 24.

- Server authentication must be set up as described in “Steps for setting up server authentication when keys are stored in UNIX files” on page 27 and “Steps for setting up server authentication when keys are stored in key rings” on page 29.
- The **sshd** privilege separation user must be created as described in “Step for creating the sshd privilege separation user” on page 37.

Setting up the message catalog for IBM Ported Tools for z/OS: OpenSSH is an optional task. The task is described in “Setting up the message catalog for IBM Ported Tools for z/OS: OpenSSH” on page 37.

Steps for creating or editing configuration files

About this task

Perform the following steps to create or edit the configuration files.

Procedure

1. Copy the configuration files from the `/samples` directory to the `/etc/ssh` directory. Store them in the IBM-1047 (EBCDIC) code set. Additionally, set the appropriate mode for some of the copied files.

```
cp -p /samples/sshd_config      /etc/ssh/sshd_config
cp -p /samples/ssh_config      /etc/ssh/ssh_config
cp -p /samples/moduli          /etc/ssh/moduli
cp -p /samples/ssh_prng_cmds   /etc/ssh/ssh_prng_cmds
cp -p /samples/zos_sshd_config /etc/ssh/zos_sshd_config
cp -p /samples/zos_ssh_config  /etc/ssh/zos_ssh_config
chmod 600 /etc/ssh/sshd_config
chmod 600 /etc/ssh/zos_sshd_config
```

Table 17 on page 169 lists the permission and UID settings for each configuration file.

2. Modify the `/etc/ssh/sshd_config` file to control the SSH server's authentication methods allowed, protocols, and ciphers supported, port forwarding, and session control options. For more details, see `sshd` and `sshd_config`.
Appendix B, “OpenSSH - port forwarding examples,” on page 413 has examples of port forwarding.
3. Modify the `/etc/ssh/ssh_config` file to control the SSH client-side authentication methods, protocols, ciphers, port forwarding settings and session control options. For more details, see `ssh` and `ssh_config`.

Note:

- a. The settings in this configuration file provide system defaults. They can be overridden by the user's **ssh** configuration in `~/.ssh/config` file or by command-line options.
- b. The **ssh_config** file can be shared across multiple systems with client configuration options that are tailored to the specific local system being used. To share the file, preface groups of configuration options with the `Host` keyword.

4. Configure the TCP port. By default, **sshd** listens on TCP port 22. Because this is in the range of ports numbered 1–1023, it is considered to be a privileged TCP port. Only daemons running as a superuser are allowed to listen on these ports unless TCP is configured to unrestrict low ports.

You can configure **sshd** to listen on a different port with the Port keyword or the **-p** command-line option (see `sshd_config`).

Example: An example of an `sshd_config` entry is:

```
Port 1022
```

If you want to reserve the port for **sshd** daemon use, add the following lines to `PROFILE.TCPIP` within the Port statements:

```
PORT
22 TCP SSHD* ; port for sshd daemon
```

The job name must have the wildcard format of `SSHD*` because as the `sshd` daemon starts, it creates child tasks starting with `SSHDn` where *n* is a number between 1 and 9. Depending on your system, the resulting daemon task will be one of these child tasks so a `D OMVS,A=ALL` will show `SSHDn` as the daemon task. Use of this wildcard means that TCP/IP cannot automatically restart the daemon if it goes down. See “Starting the `sshd` daemon” on page 38 for information about starting the OpenSSH daemon.

5. Set up random number generation. You have two choices.

- You can use **ssh-rand-helper** to gather random numbers. The sample file copied into the `/etc/ssh/ssh_prng_cmds` file, which is used by **ssh-rand-helper** to gather random numbers of cryptographic quality, should provide enough entropy for most installations. To produce random numbers, the OpenSSH entropy collector runs the commands listed in this file and adds the output to other sources of entropy. OpenSSH depends on unpredictable random numbers for generating keys, performing digital signatures, and forming cryptographic challenges. For more information about **ssh-rand-helper**, see `ssh-rand-helper`.

OpenSSH users might be required to have special authority to successfully run some of the commands listed in the `/etc/ssh/ssh_prng_cmds` file. As a result, you might want to remove these commands from the file to avoid authority failures or you might need to replace these commands to ensure that enough entropy is generated. For example, the `SERVAUTH NETSTAT` profile controls access to the **netstat** command.

Rule: **ssh-rand-helper** must generate at least 48 random bytes to ensure enough entropy is generated for OpenSSH.

Tip: To provide more randomness, add more commands to the `/etc/ssh/ssh_prng_cmds` file. However, OpenSSH performance might be affected.

- If Integrated Cryptographic Service Facility (ICSF) is available, you can use hardware support (`/dev/random` or `/dev/urandom`) to generate random numbers. For more information about using hardware support, see “Using hardware support to generate random numbers” on page 48.

6. (Optional step.) Create an **sshr** file. If you need to run host-specific commands whenever a user logs in to this host, create an `/etc/ssh/sshr` file. It is a shell script run only for SSH logins, not for non-SSH logins (such as `rlogin` or `telnet`). Examples of use are logging or running **ssh-agent**. If you do not need to do this, then do not create the file. If you create the file, it must be a shell script in `/bin/sh` syntax.

7. If the `TCPIP.DATA` file on the system is located in the UNIX file system, for example, named `/etc/resolv.conf`, copy `/etc/resolv.conf` to `/var/empty/etc/resolv.conf`.

```
cp -p /etc/resolv.conf /var/empty/etc/resolv.conf
```

The OpenSSH daemon runs with privilege separation enabled by default. During privilege separation, the daemon cleaves itself into two processes, one with privileges and one without. The unprivileged user (the SSHD privilege separation user) handles network traffic and everything not requiring special privileges. This unprivileged process runs in a chroot jail of `/var/empty`. The **chroot** service changes the root directory from the current one to a new one; in this case, `/var/empty`. The root directory is the starting point for path searches of path names beginning with a slash. At some point, the privilege separation user invokes a TCP/IP system call which requires access to the `TCPIP.DATA` file. If this file is stored in the UNIX file system as `/etc/resolv.conf`, the privilege separation user will not have access to the file because it is not located off the new root file system of `/var/empty`. To make this file visible to the privilege separation user, the system administrator should copy `/etc/resolv.conf` to `/var/empty/etc/resolv.conf`.

Tip: Every time the installation changes the `TCPIP.DATA` statements, the `TCPIP.DATA` file must be recopied to the path name located off the `/var/empty` root, so that the updated information is found by the privilege separation user.

-
8. If your system is set up to run in another locale, see Chapter 7, “Globalization on z/OS systems,” on page 59 for information about setting up your system or user environment.

Results

When you are done, you have either created or edited the configuration files.

Setting up server authentication

The following are important notes for setting up server authentication.

1. To run **ssh-keyscan** against a host, the **sshd** daemon must be running on that host.
2. Verify all keys gathered via **ssh-keyscan** by displaying the key fingerprint with **ssh-keygen**.
3. For additional security, all host names and addresses can be hashed in the `ssh_known_hosts` file. The **ssh-keygen** and **ssh-keyscan** commands provide options for hashing host names and addresses.
4. If **ssh-keyscan** was not used to gather the host keys, then prepend the host name or address (for which the keys belong) to each key entry in the `ssh_known_hosts` file. **ssh-keyscan** automatically includes the host name or address in its output.
5. The system-wide `ssh_known_hosts` file is in the `/etc/ssh` directory.

Before the system administrator can start the **sshd** daemon, server authentication must be set up. During server authentication, when a client attempts to establish a secure connection with the server, keys are used to determine the trustworthiness of the server. Those keys can be stored in either UNIX files or SAF key rings, or both. For more information about storing the key rings, see “Choosing between UNIX files and key rings” on page 57.

You need to know whether you want to use SSH protocol version 1, protocol version 2, or both. Protocol version 2 is the default. Both protocols support similar authentication methods, but protocol version 2 is preferred because it provides

additional mechanisms for confidentiality and integrity. Protocol version 1 lacks a strong mechanism for ensuring the integrity of the connection.

Restriction: If you are using SSH protocol version 1, you cannot use key rings to hold your keys. You must use UNIX files to hold RSA keys used for SSH protocol version 1.

The procedures for setting up server authentication are described in the following sections:

- “Steps for setting up server authentication when keys are stored in UNIX files”
- “Steps for setting up server authentication when keys are stored in key rings” on page 29

Steps for setting up server authentication when keys are stored in UNIX files

About this task

Perform the following steps to perform setup for server authentication if you are storing the keys in UNIX files.

Procedure

1. Generate the host keys for the SSH server based on the protocol that you plan to use. (Host keys allow a client to verify the identity of the server.) The key files must be stored in the IBM-1047 (EBCDIC) code set. Assuming that the superuser running these commands is running in the default C locale, the key files are automatically stored in that code set.

If you are using SSH protocol version 1, issue:

```
ssh-keygen -t rsa1 -f /etc/ssh/ssh_host_key -N ""
```

If you are using SSH protocol version 2, issue:

```
ssh-keygen -t dsa -f /etc/ssh/ssh_host_dsa_key -N ""
```

```
ssh-keygen -t rsa -f /etc/ssh/ssh_host_rsa_key -N ""
```

The use of the `-N` option in the examples creates an empty passphrase for the host key. Host keys cannot have passphrases associated with them, because the daemon would have no way of knowing which passphrase to use with which host key.

-
2. Copy the local host's public keys to the `ssh_known_hosts` file at the remote host. The client uses the `ssh_known_hosts` file to verify the identity of the remote host.

- a. Log into the remote host.

- b. Append the local host's public keys to the `/etc/ssh/ssh_known_hosts` file at the remote host.

If you are using SSH protocol version 1, use:

```
/etc/ssh/ssh_host_key.pub
```

If you are using SSH protocol version 2, use:

```
/etc/ssh/ssh_host_dsa_key.pub
```

```
/etc/ssh/ssh_host_rsa_key.pub
```

You can use cut and paste to append the keys. Because a key is a long line, verify that the keys were not split across lines. Each key should be exactly one line of the file.

If you use FTP to move your public key files to another system, treat the files as text to enable any necessary conversion between ASCII and EBCDIC.

- c. For each public key added to the remote `ssh_known_hosts` file, add the host name of the key to the start of the line. For more information, see “`ssh_known_hosts` file format” on page 127. All host names and addresses in this file can be hashed for additional security. The **ssh-keygen** command provides the **-H** option for this purpose.
- d. Log off the system. Clients logging into the host can now verify the identity of that host.

3. Gather the public host keys of remote hosts and store them in either a file or a certificate.

- a. If the remote hosts are not z/OS systems or if they are z/OS systems that do not use key ring support, use **ssh-keyscan** to redirect the resulting output to a file. Verify the keys in that file and add them to the previously created `/etc/ssh/ssh_known_hosts` file. If you do not verify the keys before creating the `/etc/ssh/ssh_known_hosts` file, users might be vulnerable to attacks. For additional security, the **ssh-keyscan** command provides the **-H** option to hash all host names and addresses in the output. See `ssh-keyscan` for more information.

- b. If any remote hosts are z/OS systems with the host keys in a key ring, two methods of gathering and storing those keys on the local host are available. Either the public key is stored in the `/etc/ssh/ssh_known_hosts` file, or the public key is stored in a certificate associated with a key ring on the local host. That certificate is identified in the `/etc/ssh/ssh_known_hosts` file.

1) Use **ssh-keyscan** as described earlier in this step, or

2) Extract the public host keys from the remote host key ring as follows:

- Use **ssh-keygen -e** on the remote host to export the public host key. For example:

```
export _ZOS_SSH_KEY_RING_LABEL="SSHAEM/SSHDring host-ssh-type"  
ssh-keygen -e > host-ssh-type.out
```

- FTP the exported key to the local system.

- Use **ssh-keygen -i** on the local system to import the public host key into a UNIX file. For example:

```
ssh-keygen -i -f host-ssh-type.out >> /etc/ssh/ssh_known_hosts
```

Results

When you are done, you have performed setup for server authentication in which keys will be stored in UNIX files. Each time the host keys are regenerated, they must be redistributed and added to the key ring of the remote system.

Figure 1 on page 29 shows how the `known_hosts` file is created when keys are stored in UNIX files.

HOST1

1. Create host keys for HOST1
2. Copy public host keys for HOST1 to client (HOST2)
- 3.
- 4.
5. Run ssh-keyscan against HOST2 to gather its public host keys
6. Add host keys for HOST2 to the ssh_known_hosts file

Now users from HOST1 can identify HOST2 when they use ssh to log into it

or

2. Run ssh-keyscan against HOST1 to gather its public host keys
3. Add host keys for HOST1 to the ssh_known_hosts file

Now users from HOST2 can identify HOST1 when they use ssh to log into it

4. Create host keys for HOST2

or

5. Copy public keys for HOST2 to HOST1

Figure 1. How the known_hosts file is created when keys are stored in UNIX files

Steps for setting up server authentication when keys are stored in key rings

About this task

The setup procedure has been divided into three steps:

- “Step 1: Generate the host keys for the SSH server” on page 30. Host keys allow a client to verify the identity of the server.
- “Step 2: Distribute the public keys from the local host to the remote hosts” on page 32. Clients use the ssh_known_hosts file to verify the identity of the remote host.
- “Step 3: Gather the public host keys of remote hosts” on page 34. Keys are verified and then added to the /etc/ssh/ssh_known_hosts file.

Use RACF® or a similar security product that supports key rings when storing key rings. SSH protocol version 2 is the only version that can be used when storing keys in key rings. If you want to use protocol version 1, then you must store the keys in UNIX files as described in “Steps for setting up server authentication when keys are stored in UNIX files” on page 27. Protocol version 2 provides additional mechanisms for confidentiality and integrity while protocol version 1 lacks a strong mechanism for ensuring the integrity of the connection. The key files must be stored in the IBM-1047 (EBCDIC) code set.

The examples provided for managing key rings and associated objects use the RACF RACDCERT command. If a different security product is used, consult that

product's documentation to determine if it contains compatible support. For more information about the RACDCERT command, the necessary authority required to use the command, and any other options not described in this documentation, refer to *z/OS Security Server RACF Command Language Reference*.

In the examples, input names that are given in italics are variables that you can choose. Some of these names in italics contain hyphen characters (-) separating portions of the name. These hyphens are variable and are not required. The names given are merely suggestions and are consistently used throughout the examples. If you customize your own version in one step, that name will likely need to be used on other command steps as well.

The examples demonstrate using a self-signed certificate. Using a certificate chain, such as with root and intermediate certificate authority certificates, is supported. If you will be using more advanced certificate chains than the examples demonstrate, see "Validating certificates when using key rings" on page 58 for important considerations.

Step 1: Generate the host keys for the SSH server

Before you begin: You need to do the following tasks:

- Make sure that a unique user ID that will be used to start the OpenSSH daemon has already been set up on your system. A unique user ID is necessary because RACF uses the user ID, not the UNIX UID, for access control to key rings. The examples in this step use SSHDAEM as the user ID that starts the daemon and that also owns the associated host key rings. For more information about setting up the user ID that will be used to start the OpenSSH daemon, see "Starting sshd as a stand-alone daemon" on page 38.
- Determine whether you are working with real or virtual key rings because the setup steps vary depending on the type of key ring is being used. See *z/OS Security Server RACF Security Administrator's Guide* for more information about real and virtual key rings.

Perform the following steps to generate the host keys for the SSH server.

1. Create a real key ring if you do not yet have one to use for the host public keys. Omit this step if you plan to use a virtual key ring. Use the RACDCERT ADDRING command to create the new key ring, specifying the owning user ID and the key ring name. The ID keyword must specify the user ID that will be starting **sshd**. The key ring name can be any unique name for this user ID.

For example:

```
RACDCERT ID(SSHDAEM) ADDRING(SSHDring)
```

2. Using the RACDCERT GENCERT command, generate a host certificate with public and private keys based on the algorithms that are supported on the server (either RSA, DSA, or both). For RSA keys, the minimum size is 768 bits and the maximum size is 32768 bits. Typically, 2048 bits are considered sufficient. DSA keys must be exactly 1024 bits as specified by FIPS 186-2. DSA keys larger than 1024 bits associated with certificates in a key ring are not supported by OpenSSH.

Do not use variant characters in the label name for the certificate. The **sshd** daemon must run only in the C locale and therefore interprets the key files (that is, the known host and authorized key files) as encoded in code set IBM-1047.

The following examples demonstrate how to create non-ICSF (Integrated Cryptographic Storage Facility) certificates in the RACF database.

Note: ICSF can not be used to store the certificates and associated keys.

- To generate a certificate and an RSA public/private key pair, storing the private key in the RACF database as a non-ICSF key:

```
RACDCERT GENCERT ID(SSHDAEM) SUBJECTSDN(CN('host-ssh-rsa-cn'))
SIZE(2048) WITHLABEL('host-ssh-rsa')
```

- To generate a certificate and a DSA public/private key pair, storing the private key in the RACF database as a non-ICSF key:

```
RACDCERT GENCERT ID(SSHDAEM) SUBJECTSDN(CN('host-ssh-dsa-cn'))
SIZE(1024) DSA WITHLABEL('host-ssh-dsa')
```

The SUBJECTSDN parameter offers several more customizable keywords, which are not shown in the preceding examples, that can be included in the distinguished name. The label assigned to the certificate must be chosen to be unique within the RACF database. The user ID must match the owner of the key ring.

-
3. If real key rings are being used, use the RACDCERT CONNECT command to connect the certificate to the host key ring. Omit this step if you plan to use virtual key rings. You must identify the user ID that owns the certificate and the user ID that owns the key ring. These are typically the same for this connect command. For example:

```
RACDCERT CONNECT(ID(SSHDAEM) LABEL('host-ssh-type'))
RING(SSHDring) USAGE(PERSONAL)) ID(SSHDAEM)
```

-
4. Add a line in the z/OS-specific `zos_sshd_config` file for each certificate being used for a host key.

- **For real key rings**, add the following line:

```
HostKeyRingLabel "SSHDAEM/SSHDring host-ssh-type"
```

- **For virtual key rings**, add the following line:

```
HostKeyRingLabel "SSHDAEM/* host-ssh-type"
```

-
5. Restrict access to the key ring. To prevent access to the host private keys by any other user, permit only the user ID (for example, SSHDAEM) that starts the `sshd` daemon. See “Managing key rings and restricting access to them” on page 57 for more information. For example:

- To prohibit universal access to SSHDring, using ring-specific profile checking:

```
RDEFINE RDATA LIB SSHDAEM.SSHDring.LST UACC(NONE)
PERMIT SSHDAEM.SSHDring.LST CLASS(RDATA LIB) ID(SSHDAEM) ACCESS(READ)
```

If the RDATA LIB class is not yet active and RA CLISTed:

```
SETROPTS RA CLIST(RDATA LIB) CLASSACT(RDATA LIB)
```

Refresh the class:

```
SETROPTS RA CLIST(RDATA LIB) REFRESH
```

- To prohibit universal access to the SSHDAEM user's virtual key ring, using ring-specific profile checking:

```
RDATA LIB SSHDAEM.IRR_VIRTUAL_KEYRING.LST UACC(NONE)
PERMIT SSHDAEM.IRR_VIRTUAL_LISTRING.LST CLASS(RDATA LIB) ID(SSHDAEM) ACCESS(READ)
```

If the RDATA LIB class is not yet active and RA CLISTed:

```
SETROPTS RA CLIST(RDATA LIB) CLASSACT(RDATA LIB)
```

Refresh the class:

```
SETOPTS RACLIST(RDATALIB) REFRESH
```

- To prohibit universal access to any key ring on the system, using global profile checking:

```
RDEFINE FACILITY IRR.DIGTCERT.LISTRING UACC(NONE)
```

If the FACILITY class is not yet active and RACLISTed:

```
SETOPTS RACLIST(FACILITY) CLASSACT(FACILITY)
```

Refresh the class:

```
SETOPTS RACLIST(FACILITY) REFRESH
```

When you are done with Step 1, you have generated the host keys for the SSH server. Now go to “Step 2: Distribute the public keys from the local host to the remote hosts.”

Step 2: Distribute the public keys from the local host to the remote hosts

Step 2 is intended for remote hosts that use key rings. If a remote host does not use key rings, then use **ssh-keygen** to distribute the public host keys as described in Step 3 in “Steps for setting up server authentication when keys are stored in UNIX files” on page 27.

Perform the following steps to distribute the public keys from the local host to the `ssh_known_hosts` file on the remote host.

1. Export each certificate in DER format without the private key into a data set using the `RACDCERT EXPORT` command. Specify the certificate identification and request `CERTDER` for the export format. Choose a data set to store the exported certificate and specify it on the `DSN` parameter. If the data set specified for `DSN` already exists, it is deleted and reallocated by the `RACDCERT EXPORT` command.

For example:

```
RACDCERT EXPORT(LABEL('host-ssh-type')) ID(SSHDAEM)  
FORMAT(CERTDER) DSN('host.sshcert.type')
```

2. Use FTP to distribute each exported certificate data set in binary format to the remote hosts.
-

3. On the remote host, if real key rings are being used, create a new key ring if you do not yet have a key ring to use for the known host public keys. Omit this step if you plan to use virtual key rings. Use the `RACDCERT ADDRING` command, specifying the owning user ID and the key ring name. If you have not yet created the user ID that will be starting the **sshd** daemon on this remote host, do that first. The user ID specified here must be the user ID that will be running the **sshd** daemon on this remote host which is assumed to be `SSHDAEM` in the following examples. The key ring name can be any unique name for this user ID.

For example:

```
RACDCERT ID(SSHDAEM) ADDRING(SSHKnownHostsRing)
```

4. On the remote host, use the `RACDCERT ADD` command to add the exported certificate on the remote host. Specify the data set that you distributed to this remote host by using FTP. Also specify the user ID that should own the

certificate and indicate that this certificate is trusted. The user ID specified here must be the user ID that will be running the `sshd` daemon on this remote host which is assumed to be `SSHDAEM` in the following examples. You will also specify the label for this certificate on this remote host. This label must be unique for the user ID within the RACF database and is used to identify this certificate on future commands and for reference as a known host certificate.

This certificate contains only the public key.

For example:

```
RACDCERT ADD('host.sshcert.type') ID(SSHDAEM)
        WITHLABEL('host-ssh-type') TRUST
```

-
5. On the remote host, if real key rings are being used, use the `RACDCERT CONNECT` command to connect each certificate into the known hosts key ring. Omit this step if you plan to use virtual key rings. You must identify the user ID that owns the certificate and the user ID that owns the key ring. These will typically be the same for this connect command.

For example:

```
RACDCERT CONNECT(ID(SSHDAEM) LABEL('host-ssh-type')
                RING(SSHKnownHostsRing)) ID(SSHDAEM)
```

-
6. On the remote host, edit the system-wide `known_hosts` file `/etc/ssh/ssh_known_hosts` to add a line for each host certificate connected in Step 4 on page 32. The line must contain the host name or host names followed by `zos-key-ring-label="KeyRingOwner/KeyRingName label."` For example:

- **For a real key ring** (for example, `SSHKnownHostsRing`), add:
`host zos-key-ring-label="SSHDAEM/SSHKnownHostsRing host-ssh-type"`
- **For a virtual key ring** (for example, one owned by `SSHDAEM`), add:
`host zos-key-ring-label="SSHDAEM/* host-ssh-type"`

For more information, see the `sshd` command section “`ssh_known_hosts` file format” on page 127.

-
7. On the remote host, permit user access to the known hosts key ring. All OpenSSH client users on this system must have authority to read the public keys from this key ring. For details about the methods of permitting access, see “Managing key rings and restricting access to them” on page 57. For example:

- To define universal access to the real key ring, `SSHKnownHostsRing`, using ring-specific profile checking:

```
RDEFINE RDATA LIB SSHDAEM.SSHKnownHostsRing.LST UACC(READ)
```

If the `RDATA LIB` class is not yet active and `RACLISTed`:

```
SETROPTS RA CLIST(RDATA LIB) CLASSACT(RDATA LIB)
```

Refresh the class:

```
SETROPTS RA CLIST(RDATA LIB) REFRESH
```

- To define universal access to the `SSHDAEM` user's virtual key ring, using ring-specific profile checking:

```
RDEFINE RDATA LIB SSHDAEM.IRR_VIRTUAL_KEYRING.LST UACC(READ)
```

If the `RDATA LIB` class is not yet active and `RACLISTed`:

```
SETROPTS RA CLIST(RDATA LIB) CLASSACT(RDATA LIB)
```

Refresh the class:

```
SETRPTS RACLIST(RDATALIB) REFRESH
```

- To define (and permit) universal access to any key ring on the system, using global profile checking:

```
RDEFINE FACILITY IRR.DIGTCERT.LISTRING UACC(UPDATE)
```

If the FACILITY class is not yet active and RACLISTed:

```
SETRPTS RACLIST(FACILITY) CLASSACT(FACILITY)
```

Refresh the class:

```
SETRPTS RACLIST(FACILITY) REFRESH
```

-
8. Log off the remote host.
-

When you are done with Step 2, you have distributed the public keys on the local host to the remote hosts. Now go to “Step 3: Gather the public host keys of remote hosts.”

Step 3: Gather the public host keys of remote hosts

Step 3 is intended for remote hosts that use key rings. If a remote host does not use key rings, then use **ssh-keyscan** to gather the public host keys, as described in Step 3 on page 28 in “Steps for setting up server authentication when keys are stored in UNIX files” on page 27.

1. Create a new key ring if you do not yet have one to use for the host public keys on your local host. Omit this step if you plan to use virtual key rings. Use the RACDCERT ADDRING command, specifying the owning user ID and the key ring name. The ID keyword should specify the user ID that will be starting **sshd**. The key ring name can be any unique name for the specified user ID. For example:

```
RACDCERT ID(SSHDAEM) ADDRING(SSHKnownHostsRing)
```

2. On the remote host, export each host key certificate in DER format without the private key and use FTP to distribute it in binary format to the local host. The RACDCERT EXPORT command can perform this type of export. Specify the certificate identification and request CERTDER for the export format. Choose a data set to store the exported certificate and specify it on the DSN parameter. If the data set specified for DSN already exists, it is deleted and reallocated by the RACDCERT EXPORT command. For example:

```
RACDCERT EXPORT(LABEL('host-ssh-type')) ID(SSHDAEM)  
FORMAT(CERTDER) DSN('host.sshcert.type')
```

3. Use FTP to distribute each data set in binary format from the remote host to the local host.

4. On the local host, add each certificate into the SAF database. Use the RACDCERT ADD command to add the exported certificate on the remote host. Specify the data set that you copied from the local host using FTP, the user ID that should own the certificate, and indicate that this certificate is trusted. The user ID specified here must be the user ID that will be running the **sshd** daemon on this local host. You will also be specifying the label for this certificate on this local host. This label must be unique for the user ID within

the RACF database, and will be used to identify this certificate on future commands and for reference as a known host certificate.

This certificate will contain only the public key. For example:

```
RACDCERT ADD('host.sshcert.type') ID(SSHDAEM)
WITHLABEL('host-ssh-type') TRUST
```

5. Connect each certificate into the known hosts key ring if a real key ring is being used. Omit this step if you plan to use virtual key rings. The RACDCERT CONNECT command can be used. You must identify the user ID that owns the certificate and the user ID that owns the key ring. These will typically be the same for this connect command. For example:

```
RACDCERT CONNECT(ID(SSHDAEM) LABEL('host-ssh-type')
RING(SSHKnownHostsRing)) ID(SSHDAEM)
```

6. Edit the local host's system-wide known_hosts file /etc/ssh/ssh_known_hosts to add a line for each of the host certificates imported in Step 4 on page 34. The line must contain the host name or host names followed by *zos-key-ring-label="KeyRingOwner/KeyRingName label"*. For example:

- **If a real key ring is being used** (for example, SSHKnownHostsRing), issue:

```
mvshost zos-key-ring-label="SSHDAEM/SSHKnownHostsRing host-ssh-type"
```

- **If a virtual key ring is being used** (for example, one owned by SSHDAEM), issue:

```
mvshost zos-key-ring-label="SSHDAEM/* host-ssh-type"
```

For more information, see the **sshd** command section “ssh_known_hosts file format” on page 127.

7. On the local host, permit user access to the known hosts key ring. For details about the methods of permitting access, see Step 7 on page 33 in “Step 2: Distribute the public keys from the local host to the remote hosts” on page 32.
-

When you are done with Step 3, you have gathered the public host keys of remote hosts and edited the local /etc/ssh/ssh_known_hosts file to include the imported host certificates. Now clients can verify the identity of remote hosts. Each time the host keys are regenerated in the key ring, they must be redistributed and added to the key ring of the remote system.

Figure 2 on page 36 shows a high-level view of the operations performed to set up the server's host keys when they are stored in real key rings.

HOST1

1. Create host keys for HOST1.

```
>RACDCERT ADDRING SSHDring
>RACDCERT GENCERT ...
>RACDCERT CONNECT to SSHDring
>Specify zos_sshd_config option HostKeyRingLabel
```

2. Distribute public host keys for HOST1 to client (HOST2).

```
>RACDCERT EXPORT ...
>FTP the exported certificate to HOST2
```

6. Add host keys for HOST2 to /etc/ssh/ssh_known_hosts

```
If adding to key ring:
>RACDCERT ADDRING SSHKnownHostsRing
>RACDCERT ADD ...
>RACDCERT CONNECT to SSHKnownHostsRing
>Edit /etc/ssh/ssh_known_hosts to identify the
imported certificate
```

```
If not adding to key ring:
>Add the key to /etc/ssh/ssh_known_hosts
```

If HOST2 exported a UNIX key file for its host key, add it to /etc/ssh/ssh_known_hosts.

Now users from HOST1 can identify HOST2 when they use ssh to log into it.

HOST2

or

2. Run **ssh-keyscan** against HOST1 to gather its public host keys.

3. Add keys for HOST1 to /etc/ssh/ssh_known_hosts.

If adding to key ring:

```
>RACDCERT ADDRING SSHKnownHostsRing
>RACDCERT ADD ...
>RACDCERT CONNECT to SSHKnownHostsRing
>Edit /etc/ssh/ssh_known_hosts to identify the
imported certificate
```

If adding directly to file:

```
>Add the key to /etc/ssh/ssh_known_hosts
```

Now users from HOST2 can identify HOST1 when they use ssh to log into it.

4. Create host keys for HOST2.

If storing hosts in key ring:

```
>RACDCERT ADDRING SSHDring
>RACDCERT GENCERT ...
>RACDCERT CONNECT to SSHDring
```

If storing keys in UNIX files, use **ssh-keygen**.

5. Distribute public host keys for HOST2 to client.

```
>RACDCERT EXPORT ...
>FTP either the exported certificate or UNIX
key file to HOST1
```

Figure 2. How the server's host keys are set up when they are stored in real key rings

Step for creating the sshd privilege separation user

About this task

Privilege separation (where the OpenSSH daemon creates an unprivileged child process to handle incoming network traffic) is enabled in the default configuration for `sshd`.

Before you begin: You need to know the new group ID and unused nonzero user ID that you want to use. The user ID and group ID for the privilege separation user "SSHD" is not the same user ID that will be used to start the OpenSSH daemon. The user ID you choose for the SSHD user should be unprivileged.

You must also be logged onto TSO/E with RACF SPECIAL authority. (Instead of using RACF, you could use an equivalent security product if it supports the SAF interfaces required by z/OS UNIX, which are documented in *z/OS Security Server RACF Callable Services*.)

Perform the following step to create the `sshd` privilege separation user.

- Set up a user account for the `sshd` privilege separation user by issuing the following commands where `xxx` is an unused group ID, and `yyy` is an unused nonzero user ID.

```
ADDGROUP SSHDG OMVS(GID(xxx))
ADDUSER SSHD DFLTGRP(SSHDG) OMVS(UID(yyy) HOME('/var/empty')
PROGRAM('/bin/false')) NOPASSWORD
```

Tip: If you have a user ID naming policy that does not allow you to assign this user as "SSHD", you can create an "sshd" entry in the user ID alias table, and map it to the user ID that was actually defined. See *z/OS UNIX System Services Planning* for more information about the user ID alias table.

When you are done, you have created the `sshd` privilege separation user.

Setting up the message catalog for IBM Ported Tools for z/OS: OpenSSH

Setting up the message catalog for IBM Ported Tools for z/OS: OpenSSH is an optional task. To see message numbers (for example, FOTSnnnn) associated with OpenSSH error messages, no special OpenSSH message catalog setup is required. If you do not want to see message numbers, then you must set the environment variable `_ZOS_OPENSSSH_MSGCAT="NONE"` before running an OpenSSH command. This setting can be applied to all shell users by exporting it from the default system-wide user environment files, `/etc/profile` and `/etc/csh.cshrc`. The `_ZOS_OPENSSSH_MSGCAT` environment variable identifies the OpenSSH message catalog to be used when sending OpenSSH error messages.

Table 14. Values for the `_ZOS_OPENSSSH_MSGCAT` environment variable

Value	Result
"openssh.cat"	Message numbers are associated with OpenSSH error messages by default.
"openssh"	Message numbers are associated with OpenSSH error messages if the NLSPATH environment variable includes the following path: <code>/usr/lib/nls/msg/%L/%N.cat</code> .
"NONE"	Message numbers are not associated with OpenSSH error messages.

Table 14. Values for the `_ZOS_OPENSSH_MSGCAT` environment variable (continued)

Value	Result
Unset or set to an invalid value	Message numbers are associated with OpenSSH error messages by default.

Starting the sshd daemon

You can start the `sshd` daemon in one of two ways:

- As a stand-alone daemon, as described in “Starting sshd as a stand-alone daemon.” As a stand-alone daemon, `sshd` listens for TCP connections on a port (default 22), and starts child processes to handle the requested connections.
- As a daemon running under `inetd`, as described in “Starting sshd as a daemon running under inetd” on page 41. The `inetd` program listens on the specified port and starts an instance of the `sshd` daemon for each requested connection.

Starting sshd as a stand-alone daemon

The `sshd` daemon can be started as a stand-alone daemon.

This setup assumes that RACF is used as your security product. If you use a different security product, you need to determine the equivalent setup for that product. You also need RACF SPECIAL (administrator) authority to perform the RACF setup.

You need to decide which user ID will be used to start the daemon. The user ID might already have been set up on your system. Follow these rules:

- The user ID must have a UID of 0 and ACCESS(READ) permission to BPX.DAEMON.
- Do not choose “SSHD” as the user name to assign to the daemon. The user name “SSHD” is reserved for the privilege separation user, which is not a UID(0) user ID.
- If the host system has the BPX.POE resource in the FACILITY class defined, the UID invoking the OpenSSH daemon must have ACCESS(READ) permission.
- If `ssh-rand-helper` is used to generate random numbers, the user ID must have write access to its home directory in order to store temporary seed files generated by `ssh-rand-helper`. Refer to “Using hardware support to generate random numbers” on page 48 for more information about random number generation.
- If the SERVAUTH class is active, the user ID might need to be authorized to some of the network resources protected by the SERVAUTH class. For more information about the SERVAUTH class, see *z/OS Communications Server: IP Configuration Guide*.

Example: The following example assumes that the SSHDAEM user ID is defined as UID(0) and has READ access to the BPX.DAEMON profile in the FACILITY class. It also assumes that the SSHDAEM user ID was set up like the OMVSKERN user ID. For more information about how to set up OMVSKERN, see the section on preparing RACF in *z/OS UNIX System Services Planning*.

```
SETROPTS CLASSACT(FACILITY)
SETROPTS RACLIST(FACILITY)
RDEFINE FACILITY BPX.DAEMON UACC(NONE)
PERMIT BPX.DAEMON CLASS(FACILITY) ID(SSHDAEM) ACCESS(READ)
SETROPTS RACLIST(FACILITY) REFRESH
```


The section on establishing the correct level of security for daemons in *z/OS UNIX System Services Planning* discusses the z/OS UNIX level of security.

Ways to start sshd as a stand-alone daemon

There are several ways to start and restart **sshd**. The method used depends on the level of control that the installation has chosen for daemons.

Using BPXBATCH

You can start **sshd** with a cataloged procedure by using BPXBATCH to invoke a daemon program located in the z/OS UNIX file system. If you use BPXBATCH as a started procedure to initiate the SSHD job, it will complete typically with a return code of CC=0. A forked copy of the daemon will be left running, which is normal.

These steps explain what to do.

1. Create a cataloged procedure.

Example: Following is a sample procedure:

```
//SSHD PROC
//SSHD EXEC PGM=BPXBATCH,REGION=0M,TIME=NOLIMIT,
// PARM='PGM /bin/sh -c /etc/ssh/sshd.sh'
//* STDIN and STDOUT are both defaulted to /dev/null
//STDERR DD PATH='/tmp/sshd.stderr',
// PATHOPTS=(OWRONLY,OCREAT,OAPPEND),PATHMODE=(SIRWXU)
```

The following is the sample shell script to be used with the preceding sample procedure. The sample procedure assumes that this sample shell script is stored in `/etc/ssh/sshd.sh` and is executable by the caller (for example, `chmod 700 /etc/ssh/sshd.sh`).

```
#!/bin/sh
export _EDC_ADD_ERRNO2=1
nohup /usr/sbin/sshd -f /etc/ssh/sshd_config &
sleep 1
```

Specifying `REGION=0M` in the JCL is equivalent to specifying `MEMLIMIT=NOLIMIT`. Options for altering this behavior include utilizing IEFUSI to set `MEMLIMIT` ceilings for your system because IEFUSI settings override the JCL. Alternatively, you can use `SMFPRMxx` system default settings, but this works only if there are no `REGION` or `MEMLIMIT` specifications in the JCL.

2. For this **sshd** cataloged procedure to obtain control with superuser and daemon authority, you must add it to the STARTED class.

The procedure in this example is named `SSHD` because it starts the **sshd** daemon. It should not be confused with the `SSHD` privilege separation user, which is an unprivileged user ID that the daemon uses to execute unprivileged areas of code.

Example: This example assumes that the `SSHDAEM` user ID is defined as `UID(0)`, and has `READ` access to the `BPX.DAEMON` profile in the `FACILITY` class. For more information about how to set up `SSHDAEM`, see “Starting **sshd** as a stand-alone daemon” on page 38. Following is an example of a cataloged procedure:

```
SETOPTS GENERIC(STARTED)
RDEFINE STARTED SSHD.* STDATA(USER(SSHDAEM)
GROUP(OMVSGRP) TRUSTED(NO)
SETOPTS RACLIST(STARTED) REFRESH
```

The section about using started procedures in *z/OS Security Server RACF Security Administrator's Guide* contains more information about using started procedures and the `STARTED` class.

3. To start **sshd**, issue the following command from the MVS console:

```
S SSHD
```

You should see the message IEF695I on the MVS syslog. The user ID indicated in the message should be defined as UID(0) with READ access to the BPX.DAEMON profile in the FACILITY class. The group indicated in the message should have an OMVS segment containing a GID value. With the default values from Step 2 on page 39 (SSHDAEM and OMVSGRP), the message would look like the following output: :

```
IEF695I START SSHD      WITH JOBNAME SSHD   IS ASSIGNED TO  
USER SSHDAEM      ,GROUP OMVSGRP
```

The user ID and group must not be SSHD and SSHDG because this would indicate that the daemon was started with the SSHD privilege separation user.

If the **sshd** daemon is terminated, you can issue S SSHD to restart it.

Using the /etc/rc shell script

You can put the command in the /etc/rc shell script to start the daemon automatically during initialization. For information about starting programs from /etc/rc, see the section on customizing /etc/rc in *z/OS UNIX System Services Planning*.

When UNIX systems are initialized (IPLed or restarted), the /etc/rc shell script is run to perform system initialization functions and to start daemons. If a daemon terminates, a superuser must restart the daemon.

To start **sshd** from the /etc/rc shell script, add the following to the /etc/rc file:

```
_BPX_JOBNAME=SSHD /usr/sbin/sshd &
```

In this example, the `_BPX_JOBNAME` environment variable is set to assign a job name of SSHD to the **sshd** daemon. Doing so allows the operator to have better control over managing the **sshd** daemon.

When started from the /etc/rc shell script, stdin and stdout are set to `/dev/null` and stderr is set to `/etc/log` for recording any errors. If you want to separate the standard error of **sshd** from that of all /etc/rc error output, you can specify the **sshd** command to redirect standard error as follows:

```
_BPX_JOBNAME=SSHD /usr/sbin/sshd 2>/tmp/sshd.stderr &
```

If the **sshd** daemon process is stopped, it must be started by a user ID with appropriate privileges. For more information about setting up the user ID that will be used to start the OpenSSH daemon, see “Starting sshd as a stand-alone daemon” on page 38.

From the shell

If you are running with UNIX-level security, (for example, without BPX.DAEMON), you can start **sshd** from a superuser ID in the UNIX shell. This security level is not generally adequate for z/OS systems.

Issue:

```
_BPX_JOBNAME=SSHD /usr/sbin/sshd &
```

For an explanation about using `&`, see *z/OS UNIX System Services Planning*.

Restarting the sshd daemon without bringing it down

If the server configuration files are changed after the **sshd** daemon is running, the changes do not affect the daemon, unless a SIGHUP signal is sent to the daemon process. To restart the **sshd** daemon, reading the configuration files, including z/OS-specific files, without terminating existing SSH connections, issue

```
kill -s HUP $(cat /var/run/sshd.pid)
```

The name of the `/var/run/sshd.pid` file can be changed by using the **sshd_config** keyword `PidFile`.

SIGHUP does not reset command-line options (which might override the configuration files). If you want to change a command-line option, the daemon will have to be stopped and then restarted with the new command-line option.

Starting sshd as a daemon running under inetd

You can start the **sshd** daemon as a daemon running under **inetd**.

Steps for starting the sshd daemon under inetd

About this task

Before you begin: You need to be familiar with **inetd** configuration. You should also be aware that starting **sshd** through **inetd** could decrease performance of **ssh** connection startup time on your system. For every **ssh** connection started, **inetd** will start a new **sshd**. The **sshd** daemon startup incurs some overhead due to basic initialization and protocol version 1 server key generation.

Perform the following steps to start the **sshd** daemon under **inetd**.

Procedure

1. In the TCP/IP services configuration file, add an entry to establish the connection between TCP/IP and z/OS UNIX. This is the `/etc/services` file or the `hlq.ETC.SERVICES` data set, where **hlq** is the prefix defined by `DATASETPREFIX` in the TCP/IP profile "TCPIP" by default). The format is:

```
ssh 22/tcp
```

2. In the `/etc/inetd.conf` file, add a line similar to the following example:

```
ssh stream tcp nowait SSHDAEM /usr/sbin/sshd sshd -i
```

The `-i` option specifies **inetd** behavior, with a single connection on a TCPIP socket attached to **sshd**'s stdin and stdout.

Results

When you are done, you have started the **sshd** daemon under **inetd**.

Restarting the sshd daemon under inetd without bringing it down

If **inetd** is currently running, send it a SIGHUP signal to allow the new configuration files with **sshd** settings to be read.

Stopping the sshd daemon

About this task

To stop the **sshd** daemon from the MVS console, follow these steps:

Procedure

1. Determine the address space ID (ASID) of the **sshd** process. Issue:

```
D A,SSHD*
```

The ASID of the SSHD daemon will be returned.

2. Using the ASID obtained in Step 1, determine the process ID (PID) of the **sshd** process. Issue:

```
D OMVS,ASID=aaaa
```

where *aaaa* is the ASID obtained in Step 1. The PID of the daemon will be returned.

3. Using the PID obtained in Step 2, stop the **sshd** daemon. Issue:

```
F BPX0INIT,TERM=pppppppp
```

where *pppppppp* is the PID obtained in Step 2.

Results

To stop **sshd** from z/OS UNIX, follow these steps:

1. Determine the process ID (PID) of the **sshd** daemon by looking at the contents of the file `/var/run/sshd.pid`. By default, the **sshd** PID is written to `/var/run/sshd.pid` when **sshd** is started. The name of the `/var/run/sshd.pid` file can be changed by using the **sshd_config** keyword `PidFile`. To find the PID, issue:

```
cat /var/run/sshd.pid
```

The PID of the **sshd** daemon will be returned.

2. Issue the z/OS UNIX **kill** command against the PID that was obtained in Step 1. For example:

```
kill $(cat /var/run/sshd.pid)
```

or

```
kill pppppppp
```

where *pppppppp* is the PID obtained in Step 1.

To stop the **sshd** daemon with a cataloged procedure using **BPXBATCH**, follow these steps:

1. Create a cataloged procedure. For example:

```
//STOPSSHD PROC
//STOPSSHD EXEC PGM=BPXBATCH,
// PARM='PGM /bin/sh -c /etc/ssh/stopsshd.sh'
//* STDIN and STDOUT are both defaulted to /dev/null
//STDERR DD PATH='/tmp/sshd.stderr',
// PATHOPTS=(OWRONLY,OCREAT,OAPPEND),PATHMODE=(SIRWXU)
```

The following is the sample shell script to be used with the preceding sample procedure. The sample procedure assumes that this sample shell script is stored in the `/etc/ssh/stopsshd.sh` file and is executable by the caller (for example, `chmod 700 /etc/ssh/stopsshd.sh`).

```
#!/bin/sh
kill $(cat /var/run/sshd.pid)
```

By default, the **sshd** PID is written to the `/var/run/sshd.pid` file when **sshd** is started. If the name of the **sshd** PID file was changed by using the **sshd_config** `PidFile` keyword then this sample shell script must be changed accordingly. (The keyword is described in `PidFile`.)

- For the cataloged procedure to obtain control with superuser and daemon authority, you must add it to the `STARTED` class.

Example: This example assumes that the `SSHDAEM` user ID is defined as `UID(0)` and has `READ` access to the `BPX.DAEMON` profile in the `FACILITY` class. For more information about how to set up `SSHDAEM`, see “Starting `sshd` as a stand-alone daemon” on page 38.

```
SETROPTS GENERIC(STARTED)
RDEFINE STARTED STOPSSHD.* STDATA(USER(SSHDAEM)
GROUP(OMVSGRP) TRUSTED(NO))
SETROPTS RACLIST(STARTED) REFRESH
```

The section about using started procedures in *z/OS Security Server RACF Security Administrator's Guide* contains more information about using started procedures and the `STARTED` class.

- To stop the **sshd** daemon, issue the following command from the MVS console:
S STOPSSHD

Whenever the `sshd` daemon is started, you can issue `S STOPSSHD` to stop it.

Running the `sshd` daemon in a multilevel-secure environment

The OpenSSH daemon (**sshd**) can be used on a multilevel-secure system to control a user's security label at login. Review *z/OS Planning for Multilevel Security and the Common Criteria* before using the daemon on a multilevel-secure system.

The OpenSSH daemon will attempt to derive a security label from the user's port of entry, as defined in a `NetAccess` profile. To successfully login to a multilevel-secure system, the login user ID must be permitted to the security label defined in the `NetAccess` profile for the client IP address. These checks are performed for any user invoking **ssh**, **scp**, or **sftp** to perform remote operations on the multilevel-secure system. For more information about `NetAccess` profiles and running daemons in a multilevel-secure environment, see *z/OS Communications Server: IP Configuration Guide*.

Verifying security labels for directories

Verify that the following directories have been assigned the appropriate security labels.

Directory	Permission	Owner	Security label
<code>/var/empty</code>	755	UID(0)	SYSHIGH
<code>/var/run</code>	755	UID(0)	SYSLOW
<code>/usr/lib/ssh</code>	755	UID(0)	SYSLOW
<code>/etc/ssh</code>	755	UID(0)	SYSLOW

Configuring sshd for multilevel security

The OpenSSH daemon must be started by a UID(0) user ID running with a security label of SYSMULTI, and the user ID must be authorized to the SERVAUTH NETACCESS profiles. The privilege separation user ("SSHD") must be assigned and permitted to the SYSMULTI seclabel. Assign a security label of SYSHIGH to the /var/empty directory.

If the host system has the BPX.POE resource in the FACILITY class defined, the UID invoking the OpenSSH daemon must have ACCESS(READ) permission.

Guidelines: In a multilevel-secure environment:

1. **sshd** should not be invoked through **inetd**.
2. Port forwarding should be disabled because it could allow a user to bypass NetAccess profile settings. It is disabled by default. See the description of the **sshd_config** keywords **AllowTcpForwarding** and **X11Forwarding**.

If users are attempting login with password authentication and do not have authorization to log in from their IP address, then the login will fail at password entry and a message should be written to the MVS console by the security product. If they are attempting login via public key authentication and do not have authorization to log in from their IP address, the attempted login will be terminated before the users enter a passphrase.

The following output is a sample failure of a client public key authentication in a multilevel-secure environment:

```
debug3: send_pubkey_test
debug2: we sent a publickey packet, wait for reply
Connection closed by UNKNOWN
```

The OpenSSH daemon writes an error message to the UNIX syslog for these failures.

Considerations for running the OpenSSH daemon when TERMINAL classes are defined

The OpenSSH daemon recognizes TERMINAL class settings.

- If the user is attempting login with password authentication and does not have authorization to log in from their terminal, then the login will fail at password entry and a message should be written to the MVS console by the security product.
- If the user is attempting login via public key authentication and does not have authorization to log in from their terminal, the attempted login will be terminated before the user enters a passphrase.

The following output is a sample client public key authentication failure when a TERMINAL class is enabled:

```
debug3: send_pubkey_test
debug2: we sent a publickey packet, wait for reply
Connection closed by UNKNOWN
```

The OpenSSH daemon writes an error message to the UNIX syslog for these failures.

Limiting file system name space for sftp users

Some administrators might want to limit the file system name space that is accessible by users during file transfer operations. This task can be accomplished by configuring the **sshd** daemon to change the root directory of the **sftp** user connection. The administrator uses the **sshd_config** keyword **ChrootDirectory** to set up the environment. The keyword is described in **ChrootDirectory**.

After the environment has been set up, searches for file system objects (files and directories) are relative to the user's new root directory. If the new root directory does not contain a duplicate of the required programs or support files needed by the user, then the session might not be usable. The "internal-sftp" subsystem can be used to overcome this setup problem for **sftp** users. Specifying "internal-sftp" on either the **sshd_config** keywords **Subsystem** or **ForceCommand** causes the **sshd** daemon to implement an in-process **sftp** server. Such a server does not require duplication of the **sftp-server** command or other support files in the new root directory in order to connect via **sftp**. Thus, combining the use of the **sshd_config** keyword **ChrootDirectory** and the "internal-sftp" subsystem enables full **sftp** file transfer functionality, while limiting the file system objects that are accessible to the user. (The two keywords are described in **Subsystem** and **ForceCommand**.)

Note that specifying "internal-sftp" on the **sshd_config** keyword **ForceCommand** enables an in-process **sftp** server to be the only command to be run, regardless of the command specified by the user. For example, this prevents the user from running **scp** or from starting an interactive shell session via **ssh** on the server. In addition, the in-process **sftp** server allows users without shell access on the server to still transfer files via **sftp**. Using the **ForceCommand** keyword in this manner allows the administrator to apply this restriction to a limited set of users when placed inside a **Match** keyword as described in **Match**.

Public key authentication can also be used with the **sshd_config** keyword **ChrootDirectory**. However, the **sshd** daemon will search for the user's public keys (see the **sshd_config** keyword **AuthorizedKeysFile**) starting from the original root directory, not the new root directory specified by the **ChrootDirectory** keyword. Therefore, depending on the location of the new root directory, the user might not have access to their own public keys used during authentication.

Example 1: Use the **sshd_config** keyword **ChrootDirectory** and "internal-sftp" subsystem to cause the **sshd** daemon to set a user's root directory to the user's home directory.

Server (name is "server1") **sshd_config** keywords:

```
Subsystem sftp internal-sftp
ChrootDirectory %h
```

Client (user "employee1", home directory is /u/employee1):

```
> sftp server1
Connecting to server1...
sftp> pwd
Remote working directory: /
sftp> ls -a
.          ..          .profile   .sh_history
.ssh      myfile
```

After connecting and setting the root directory, the `sshd` daemon also attempts to change the user's current working directory to the user's home directory, relative to the root directory that is now in effect. For example, if the user's home directory were `/u/employee1`, then the `sshd` daemon would attempt to set the user's current working directory relative to the root directory (which also happens to be `/u/employee1`). Therefore, the `sshd` daemon sets the user's current working directory to `/u/employee1/u/employee1`, if the directory exists. This action might or might not be what is desired.

Example 2: An example of using the `sshd` keyword `ChrootDirectory` and the "internal-sftp" subsystem for a specific group of users. Users who are members of the group `SFTPUSEERS` will have their root directory set to `"/files/repository"` and be forced into using `sftp`, regardless of the command they are attempting to run. If they are not members, their root directory will not be changed when connecting. They will also not be limited to only using `sftp` unless other `sshd` keywords were in effect for those users, such as a different `ForceCommand` in another `Match` block.

Server (name is "server1") `sshd_config` keywords:

```
Subsystem sftp internal-sftp
Match group SFTPUSEERS
    ChrootDirectory /files/repository
    ForceCommand internal-sftp
```

Client (user "employee1" in group `SFTPUSEERS`, home directory is `/u/employee1`):

```
> sftp server1
Connecting to server1...
sftp> pwd
Remote working directory: /
sftp> ls -a
...          file1          file2
```

Configuring the system for X11 forwarding

X11 forwarding allows users who have an account on a UNIX machine to open a connection to the X11 interface remotely from another computer. Because this connection uses SSH, the communication between the systems is encrypted. X11 forwarding works only if the system being connected to has both SSH and X11 forwarding enabled.

Guideline: Enable X11 forwarding with caution. Users with the ability to bypass file permissions on the remote host (for the user's X authorization database) can access the local X11 display through the forwarded connection. Unauthorized users might then be able to perform activities such as keystroke monitoring.

Steps for configuring the system for X11 forwarding

About this task

Before you begin: You need to know what local directory you want to copy the files from `/usr/lpp/tcpip/X11R6/Xamples/clients/xauth` to.

Perform the following steps to configure your system for X11 forwarding. The first two steps explain how to install the `xauth` sample program.

Procedure

1. Copy the files from the `/usr/lpp/tcpip/X11R6/Xamples/clients/xauth` directory to a local directory.

Example: Copy the files from the `/usr/lpp/tcpip/X11R6/Xamples/clients/xauth` directory to the local directory `/u/Billy/XauthBuild`.

```
cp -R /usr/lpp/tcpip/X11R6/Xamples/clients/xauth /u/Billy/XauthBuild
```

2. Edit the Makefile in your copied directory.

- a. Change CFLAGS to:

```
CFLAGS = -D_ALL_SOURCE -DTCPCONN -DUNIXCONN -I/usr/lpp/tcpip/X11R6/include
```

- b. Change SYSLIBS to:

```
SYSLIBS = -lXaw -lXmu -lXt -lSM -lICE -lXext -lX11 -lXau
```

These changes enable the xauth program to run without using DLLs. If you want xauth to use DLLs, enable the `PermitUserEnvironment sshd` configuration option so that LIBPATH can be read from the user's environment file. However, because enabling might allow users to bypass access restrictions, enabling it is not recommended.

- c. Compile the code by issuing **make**. You will need the `_C89_CCMODE` environment variable set. To enable it only for this command invocation, issue **make** as follows:

```
_C89_CCMODE=1 make
```

- d. Move the xauth binary to the desired installation location.
-

3. Configure the server for X11 forwarding.

- a. Verify that the **sshd** configuration variable `UseLogin` is disabled. It is disabled by default.
- b. Change the **sshd** configuration variable `X11Forwarding` to "yes".
- c. Verify that the **sshd** configuration variable `X11UseLocalhost` is set to "yes". (The default setting is "yes".)
- d. Set the **sshd** and **ssh** configuration variable `XAuthLocation` to the full path name of the new xauth executable in both the system-wide **ssh** and **sshd** configuration files. The xauth program might need to support the `generate` command in order to allow **ssh** to successfully set up untrusted X11 forwarding.

Optionally, you can set `X11Display Offset` to a desired value.

Results

When you are done, you have configured your system for X11 forwarding. Users will have to configure their setup for X11 forwarding, as described in "Steps for configuring your setup for X11 forwarding" on page 78.

When users cannot log in using ssh, scp or sftp

Certain setup problems or configurations might prevent a user from using **ssh**, **scp** or **sftp** to login.

Table 15. Setup and configuration problems that can prevent users from logging in using ssh, scp, or sftp

Problem	Solution
The user's files and directories are not sufficiently protected from others.	In the sshd_config description, see StrictModes and ChrootDirectory .
The system administrator limited the number of concurrent connection attempts (unauthenticated users).	In the sshd_config description, see MaxStartups . The default is 10:30:100. You might want to change the MaxStartups value.
The system administrator denied a particular user, group, or IP address to the system.	In the sshd_config description, see AllowUsers , DenyUsers , AllowGroups , and DenyGroups . In the sshd description, see from=pattern-list . In the sshd description, see /etc/nologin . In the sshd_config description, see MaxAuthTries .
The user waited too long to enter the password.	In the sshd_config description, see LoginGraceTime .
The user is trying to use a certain authentication method but is failing.	The system administrator might have disabled that authentication method. See sshd_config .
The user has an incorrect public host key in the known_hosts file.	Verify the public host key for the remote host, and update the known_hosts file.

Using hardware support to generate random numbers

If Integrated Cryptographic Service Facility (ICSF) is available, OpenSSH uses hardware support (**/dev/random** or **/dev/urandom**) to generate random numbers instead of using the OpenSSH software algorithm **ssh-rand-helper**. This improvement eliminates any timeout issues that might occur while using **ssh-rand-helper**.

OpenSSH checks for the hardware support (**/dev/random** or **/dev/urandom**) first and will use the hardware support if it is available. If ICSF is not available or if **/dev/random** and **/dev/urandom** are not available, OpenSSH reverts to using **ssh-rand-helper**. For more information about ICSF, see *z/OS Cryptographic Services ICSF Overview*.

Rule: In order for OpenSSH to use the hardware support (**/dev/random** or **/dev/urandom**) to collect random numbers, the ICSF started task must be running and the user ID must have **READ** access to the **CSFRNG** (random number generate service) profile in the **RACF CSFSERV** class. If the user ID does not have **READ** access to the **CSFRNG** profile, a **RACF** warning is issued on the **MVS** console.

Example: A warning for user **WELLIE1** would look like the following output:

```
I CH408I USER(WELLIE1 ) GROUP(SYS1 ) NAME(WELLIE1)
CSFRNG CL(CSFSERV )
INSUFFICIENT ACCESS AUTHORITY
FROM CSFRNG (G)
ACCESS INTENT(READ) ACCESS ALLOWED(NONE)
```

Steps for authorizing users to the random number generate service (CSFRNG)

About this task

Before you begin: You need to be sure that the CSFRNG resource profile has been defined. If it hasn't, then issue the following command where CSFSERV is the class name and CSFRNG is the profile name:

```
RDEFINE CSFSERV CSFRNG UACC(NONE)
```

Perform the following steps to authorize users to the random number generate service (CSFRNG):

Procedure

1. Use one of the following commands to give READ access to the CSFRNG profile, based on your site's security policy:
 - To give a user READ access to the CSFRNG profile, where *userid* is the UID for the specified user, issue:

```
PERMIT CSFRNG CLASS(CSFSERV) ID(userid) ACCESS(READ)
```

If you choose to give READ access to individual users, you need to repeat this step for each user who requires access.
 - To give READ access for a specific group to the CSFRNG profile where *groupid* is the GID for the specified group, issue:

```
PERMIT CSFRNG CLASS(CSFSERV) ID(groupid) ACCESS(READ)
```

Verify that the intended user IDs are added to the group.
 - To give READ access for all RACF-defined users and groups to the CSFRNG profile, issue:

```
PERMIT CSFRNG CLASS(CSFSERV) ID(*) ACCESS(READ)
```

Giving all users and groups READ access to the CSFRNG profile is an unconditional way to authorize users. The security administrator must take the site's security policy into consideration when deciding whether to give all RACF-defined users and groups access to CSFRNG. *z/OS Cryptographic Services ICSF Administrator's Guide* has information about the CSFRNG profile.

2. Verify that all user IDs given access to this class have an OMVS segment defined and are not using the default OMVS segment.

3. Refresh the CSFSERV class.

```
SETROPTS RACLIST(CSFSERV) REFRESH
```

Results

When you are done, you have authorized users to the random number generate service (CSFRNG).

Verifying if hardware support is being used

The simplest way to verify if OpenSSH is using hardware support (`/dev/random` or `/dev/urandom`) to collect random numbers, is to start `ssh` in debug mode.

- If the debug statement shows “Seeding PRNG from `/usr/lib/ssh/ssh-rand-helper`”, then the software algorithm `ssh-rand-helper` was used.

For example:

```
> ssh -vvv user@host
```

Result:

```
OpenSSH_5.0p1, OpenSSL 1.0.1c 10 May 2012
debug1: Reading configuration data /etc/ssh/ssh_config
debug3: Seeding PRNG from /usr/lib/ssh/ssh-rand-helper
```

- If the debug statement shows “RNG is ready, skipping seeding”, then hardware support (/dev/random or /dev/urandom) was used.

For example:

```
> ssh -vvv user@host
```

Result:

```
OpenSSH_5.0p1, OpenSSL 1.0.1c 10 May 2012
debug1: Reading configuration data /etc/ssh/ssh_config
debug3: RNG is ready, skipping seeding
```

Setting up OpenSSH to collect SMF records

You can set up the system and OpenSSH to collect SMF Type 119 records for both the client and the server.

Steps for setting up the system to collect OpenSSH SMF records

About this task

Perform the following steps to set up the system to collect OpenSSH SMF records.

Procedure

1. Update the SMFPRMxx parmlib member to activate SMF data collection for Type 119 and subtype 96, 97, and 98 records. For example:

```
SYS(TYPE(119(96:98)))
```
2. Update the SMFPRMxx parmlib member to indicate which SMF exits (IEFU83 or IEFU84) are desired. For example:

```
SYS(EXITS(IEFU83,IEFU84))
```

Results

When you are done, you have set up the system to collect SMF records. For more information, see:

- *z/OS MVS System Management Facilities (SMF)*
- *z/OS MVS Initialization and Tuning Reference*

Steps for setting up OpenSSH to collect SMF records

About this task

Before you begin: You need to make sure that the system has been set up to collect OpenSSH SMF records as described in “Steps for setting up the system to

collect OpenSSH SMF records” on page 50. You also need to ensure that you have done the steps listed in “What you need to verify before using OpenSSH” on page 21.

Perform the following steps to set up OpenSSH to collect SMF records.

Procedure

1. To enable SMF recording for the client side, in the `/etc/ssh/zos_ssh_config` file, set the keyword:

```
ClientSMF    TYPE119_U83
```

or

```
ClientSMF    TYPE119_U84
```

Restriction: The ClientSMF keyword can only be set in the z/OS-specific system-wide OpenSSH client configuration file. See `zos_ssh_config` for more information.

2. To enable SMF recording for the server side, in the `/etc/ssh/zos_sshd_config` file, set the keyword:

```
ServerSMF    TYPE119_U83
```

or

```
ServerSMF    TYPE119_U84
```

Restriction: The ServerSMF keyword can only be set in the z/OS-specific OpenSSH daemon configuration file. See `zos_sshd_config` for more information.

Results

When you are done, you have set up OpenSSH to collect SMF records.

Setting up OpenSSH to use ICSF ciphers and MAC algorithms

OpenSSH can be set up to use Integrated Cryptographic Service Facility (ICSF) to implement certain ciphers and MAC (message authentication code) algorithms. This extension enables OpenSSH to use hardware support when applicable. For more information about ICSF, see *z/OS Cryptographic Services ICSF Overview*.

Steps for setting up OpenSSH to use ICSF ciphers and MAC algorithms

About this task

Before you begin: You need to have the PTF for OpenSSH APAR OA37278 and ICSF FMID HCR7770 or later installed.

Perform these steps to use ICSF to implement the following OpenSSH ciphers:

```
aes128-cbc  
aes192-cbc  
aes256-cbc  
rijndael-cbc@lysator.liu.se (same as aes256-cbc)  
3des-cbc  
blowfish-cbc  
arcfour
```

arcfour128
arcfour256

ICSF will use CP Assist for Cryptographic Function (CPACF) hardware support when applicable for the aes128-cbc, aes192-cbc, aes256-cbc, rijndael-cbc@lysator.liu.se and 3des-cbc ciphers. Any cipher not in the previous list is not supported by ICSF.

Procedure

1. Verify that ICSF has been started.

2. Verify that the OpenSSH users, including the **sshd** privilege separation user and the user that starts the **sshd** daemon, have READ access to the CSFIQA, CSF1TRC, CSF1TRD, CSF1SKE and CSF1SKD profiles in the RACF CSFSERV general resource class. See *z/OS Cryptographic Services ICSF Administrator's Guide* for more information about setting up profiles in the CSFSERV general resource class.

3. To use ICSF on the client side, set the CiphersSource keyword to "any" or "ICSF" in the z/OS-specific OpenSSH client configuration files, **zos_ssh_config** or **zos_user_ssh_config**. For example:
CiphersSource any

or
CiphersSource ICSF

4. To use ICSF on the server side, set the **zos_sshd_config** keyword CiphersSource to "any" or "ICSF". For example:
CiphersSource any

or
CiphersSource ICSF

5. Modify the client and server side ciphers lists according to the following requirements:
 - a. If the CiphersSource keyword is set to "ICSF", modify the ciphers list to contain only ciphers supported by ICSF.
 - b. If the CiphersSource keyword is set to "ICSF" and if privilege separation is enabled, remove the arcfour, arcfour128 and arcfour256 ciphers from the server side ciphers list.
 - c. ICSF PKCS #11 services can be configured to operate in compliance with FIPS 140-2 specifications via the ICSF FIPSMODE installation option. If FIPS 140-2 compliance is required and OpenSSH is not exempt from compliance, remove the blowfish-cbc, arcfour, arcfour128 and arcfour256 ciphers and all ciphers not supported by ICSF from the ciphers list. In addition, the CiphersSource keyword must be set to "ICSF" to ensure that ICSF FIPS 140-2 compliant ciphers are used.
 - d. (Optional step.) Modify the ciphers list to prefer ciphers that are implemented by ICSF with hardware support when applicable to those that are not.

Example ciphers list when setting the CiphersSource keyword to "any" but note that while the ciphers list is typically one long unbroken line, it is not shown as one unbroken line due to space limitations:

```
Ciphers aes128-cbc,3des-cbc,aes192-cbc,aes256-cbc,aes128-ctr,  
aes192-ctr,aes256-ctr,arcfour256,arcfour128,blowfish-cbc,cast128-cbc,arcfour
```

Example client side ciphers list when setting the CiphersSource keyword to "ICSF" but note that while the ciphers list is typically one long unbroken line, it is not shown as one unbroken line due to space limitations:

```
Ciphers aes128-cbc,3des-cbc,aes192-cbc,aes256-cbc,arcfour256,  
arcfour128,blowfish-cbc,arcfour
```

Example server side ciphers list when setting the CiphersSource keyword to "ICSF":

```
Ciphers aes128-cbc,3des-cbc,aes192-cbc,aes256-cbc,blowfish-cbc
```

Example ciphers list when ICSF FIPS 140-2 compliant ciphers are required:

```
Ciphers aes128-cbc,3des-cbc,aes192-cbc,aes256-cbc
```

For more information about ciphers lists, refer to the `ssh_config` and `sshd_config` keyword Ciphers.

Results

When you are done, you have set up OpenSSH to use ICSF to implement the applicable ciphers.

Perform these steps to use ICSF to implement the following OpenSSH MAC algorithms:

```
hmac-md5  
hmac-md5-96  
hmac-sha1  
hmac-sha1-96  
hmac-ripemd160  
hmac-ripemd160@openssh.com
```

ICSF will use CP Assist for Cryptographic Function (CPACF) hardware support when applicable for the hmac-sha1 and hmac-sha1-96 MAC algorithms. Any MAC algorithm not in the previous list is not supported by ICSF.

1. Verify that ICSF has been started.

2. Verify that the OpenSSH users, including the `sshd` privilege separation user and the user that starts the `sshd` daemon, have READ access to the CSFIQA, CSF1TRC, CSF1TRD, and CSFOWH profiles in the RACF CSFSERV general resource class. See *z/OS Cryptographic Services ICSF Administrator's Guide* for more information about setting up profiles in the CSFSERV general resource class.

3. To use ICSF on the client side, set the MACsSource keyword to "any" or "ICSF" in the z/OS-specific OpenSSH client configuration files `zos_ssh_config` or `zos_user_ssh_config`. For example:

```
MACsSource any
```

or

```
MACsSource ICSF
```

-
4. To use ICSF on the server side, set the `zos_sshd_config` keyword `MACsSource` to "any" or "ICSF". For example:

```
MACsSource any
```

or

```
MACsSource ICSF
```

-
5. Modify the client and server side MAC algorithms lists according to the following requirements:
 - a. If the `MACsSource` keyword is set to "ICSF", modify the MAC algorithms list to contain only MAC algorithms supported by ICSF.
 - b. ICSF PKCS #11 services can be configured to operate in compliance with FIPS 140-2 specifications via the ICSF FIPSMODE installation option. If FIPS 140-2 compliance is required and OpenSSH is not exempt from compliance, remove the `hmac-md5`, `hmac-md5-96`, `hmac-ripemd160` and `hmac-ripemd160@openssh.com` MAC algorithms and all MAC algorithms not supported by ICSF from the MAC algorithms list. In addition, the `MACsSource` keyword must be set to "ICSF" to ensure ICSF FIPS 140-2 compliant MAC algorithms are used.
 - c. (Optional step.) Modify the MAC algorithms list to prefer MAC algorithms that are implemented by ICSF with hardware support when applicable to those that are not.

Example MAC algorithms list when setting the `MACsSource` keyword to "any" but note that while the MAC algorithms list is typically one long unbroken line, it is not shown as one unbroken line due to space limitations:

```
MACs hmac-sha1,hmac-sha1-96,hmac-md5,umac-64@openssh.com,  
hmac-ripemd160,hmac-md5-96
```

Example MAC algorithms list when setting the `MACsSource` keyword to "ICSF":

```
MACs hmac-sha1,hmac-sha1-96,hmac-md5,hmac-ripemd160,hmac-md5-96
```

Example MAC algorithms list when ICSF FIPS 140-2 compliant MAC algorithms are required:

```
MACs hmac-sha1,hmac-sha1-96
```

For more information about MAC algorithms, refer to the `ssh_config` and `sshd_config` keyword `MACs`.

When you are done, you have set up OpenSSH to use ICSF to implement the applicable MAC algorithms.

To determine the cipher and MAC algorithm source used by OpenSSH, start `ssh` in debug mode and look for debug statements like the following examples:

```
debug1: mac_setup_by_id: hmac-sha1 from source ICSF  
debug1: cipher_init: aes128-cbc from source ICSF
```

When OpenSSH is set up to use ICSF to implement applicable ciphers or MAC algorithms, the debug mode also provides ICSF Query Algorithm (CSFIQA) debug statements to help determine how (for example, by using software or CPACF) ICSF is implementing the ciphers and MAC algorithms. For example:


```

debug2: -----
debug2: CRYPTO  SIZE  KEY  SOURCE
debug2: -----
debug2: AES      256  SECURE  COP
debug2: AES      256  SECURE  CPU
debug2: DES       56   SECURE  COP
debug2: DES       56   SECURE  CPU
debug2: MDC-2    128  NA      CPU
debug2: MDC-4    128  NA      CPU
debug2: MD5      128  NA      SW
debug2: RNGL     8192  NA      COP
debug2: RPMD-160 160  NA      SW
debug2: RSA-GEN  4096  SECURE  COP
debug2: RSA-KM   4096  SECURE  COP
debug2: RSA-SIG  4096  SECURE  COP
debug2: SHA-1    160  NA      CPU
debug2: SHA-2    512  NA      CPU
debug2: TDES    168  SECURE  COP
debug2: TDES    168  SECURE  CPU

```

Figure 3. CSFIQUA debug statements. An example of CSFIQUA debug statements

For more information about the CSFIQUA utility and the information that it returns, see *z/OS Cryptographic Services ICSF Application Programmer's Guide*. Refer to *z/OS Cryptographic Services ICSF System Programmer's Guide* for more information about the available cryptographic hardware features.

When modifying the client and server ciphers and MAC algorithms lists, it is important to note that the client selects the cipher and MAC algorithm to use during an SSH session from the lists offered by the server. If the client and server fail to negotiate a cipher or MAC algorithm, the SSH session will end. In addition, the client can choose any cipher and MAC algorithm from the servers lists even if the cipher and MAC algorithm is at the end of a list.

ICSF PKCS #11 services can be configured to operate in compliance with FIPS 140-2 specifications via the ICSF FIPSMODE installation option. When FIPS 140-2 compliance is required, OpenSSH can use ICSF to implement the aes128-cbc, aes192-cbc, aes256-cbc, rijndael-cbc@lysator.liu.se and 3des-cbc ciphers and the hmac-sha1 and hmac-sha1-96 MAC algorithms. Other ciphers and MAC algorithms cannot be implemented using ICSF unless OpenSSH is exempt from FIPS 140-2 compliance. If OpenSSH is not exempt, OpenSSH will fail at runtime if it uses ICSF to implement a cipher or MAC algorithm that is not FIPS 140-2 compliant. See *z/OS Cryptographic Services ICSF System Programmer's Guide* for more information about the ICSF FIPSMODE installation option.

OpenSSH is not a full FIPS 140-2 compliant application even if ICSF is used to implement the ciphers and MAC algorithms in compliance with FIPS 140-2 specifications.

Usage notes

- OpenSSH uses the session object token, SYSTOK-SESSION-ONLY, to exploit the ICSF PKCS #11 support.
- Starting with ICSF version HCR77A0, the CLEARKEY.token-label resources in the CRYPTOZ class is introduced. The CLEARKEY.SYSTOK-SESSION-ONLY resource should be defined, otherwise users of OpenSSH should have READ access to it.
- Starting with ICSF version HCR77A1, CSF.CSFSERV.AUTH.CSFOWH.DISABLE and CSF.CSFSERV.AUTH.CSFRNG.DISABLE are introduced. If they are defined, no SAF authorization checks will be performed. Disabling the SAF check may improve performance.

- This support applies to SSH protocol version 2 only.
- **sshd** will not use ICSF to implement the arcfour, arcfour128 and arcfour256 ciphers when privilege separation is enabled.
- The **sshd -t** option can be used to determine if the required PTF for OpenSSH APAR OA37278 is installed by checking the validity of the **zos_sshd_config** keywords CiphersSource and MACsSource.
- **ssh** and **sshd** will fail if ICSF ciphers or MAC algorithms are required but ICSF is not available.
- ICSF ciphers and MAC algorithms are not supported when the **ssh -f** option or the **ssh ~&** escape character are used.

Managing OpenSSH user heap

While using OpenSSH, you may encounter situations where the user heap is exhausted when running with a limited amount of storage. This can be caused by certain code paths (for example, file transfers via **sftp**) in OpenSSH making repeated use of the XL C/C++ runtime library `realloc()` function. In certain situations, heap fragmentation can occur, causing future requests to allocate user heap to fail and causing OpenSSH commands to fail with the following error message:

```
"F0TS2050 xrealloc: out of memory"
```

If you encounter this problem, you can take one of the following actions:

- Set the `_CEE_RUNOPTS="HEAP(,,,FREE)"` environment variable when invoking OpenSSH commands. Language Environment will free all unused storage after a call to the XL C/C++ Run-time Library `realloc()` function, making it unlikely that the user heap will be exhausted during normal use. However, application performance might be affected. For more information about heap tuning, see *z/OS Language Environment Programming Reference*.
- If running on z/OS 1.12 or later, set the `_CEE_REALLOC_CONTROL="256K,25"` environment variable when invoking OpenSSH commands. Language Environment will optimize heap storage reallocation for OpenSSH. See *z/OS XL C/C++ Programming Guide* for more information about the `_CEE_REALLOC_CONTROL` environment variable.
- Increase the amount of storage available to the processes running OpenSSH commands. For example, use a REGION of 32MB or larger and ensure that the IEFUSI or IEALIMIT exits are not further restricting the region size.
- Apply the PTF for APAR OA37278. This PTF modified the buffer reallocation in OpenSSH to minimize heap fragmentation.

Chapter 6. Security topics when using key rings for key management

This topic discusses security topics in connection with key rings. OpenSSH can be configured to support keys in both UNIX files and key rings for both server and user authentication.

Choosing between UNIX files and key rings

Using UNIX files to store the keys is the common method supported on all OpenSSH implementations. Consider what other OpenSSH hosts you will be communicating with; that is, are they z/OS or non-z/OS? Also consider whether the z/OS systems are using key rings.

On the other hand, key rings provide commonality with other z/OS products that store keys in the security product. They can be real or virtual key rings. To use SAF key rings, you must have RACF or an alternative security product with compatible support. Authority must also be given to user IDs to manage the key rings. For more information about key rings, see *z/OS Security Server RACF Security Administrator's Guide*.

Restriction: If you are using SSH protocol version 1, you cannot use key rings to hold your keys. You must use UNIX files to hold RSA keys used for SSH protocol version 1.

Managing key rings and restricting access to them

Authorized applications use commands or system services provided by the security product to manage key rings. This documentation typically refers to RACF commands when presenting examples of how to set up key rings. If a different security product is used, consult that product's documentation to determine whether it contains compatible support. For more information about the RACF commands referred to in this documentation, the necessary authority required to use the commands, and any other options not described in this documentation, see *z/OS Security Server RACF Command Language Reference*.

To restrict access to key rings, two methods are available: global profile checking and ring-specific profile checking.

- **Ring-specific profile checking**, which has precedence over global profile checking, uses a resource with one of the following formats to provide access control to a specific key ring.
 - For real key rings: <KeyRingOwner>.<KeyRingName>.LST
 - For virtual key rings: <KeyRingOwner>.IRR_VIRTUAL_KEYRING.LST

For more details about name restrictions and other considerations for using ring-specific profile checking, see the description of RACF authorization in the R_datalib interface section in *z/OS Security Server RACF Callable Services*.

- **Global profile checking** uses the IRR.DIGTCERT.LISTRING resource in the FACILITY class and applies to all key rings.

Guideline: Global profile checking applies to all key rings. Ring-specific profile checking applies to a specific key ring. Ring-specific checking has precedence over

global profile checking. The method that is chosen must work with the methods of permitting and securing access to other key rings being used for OpenSSH key management or other key ring usage on your system. Because of the wide scope of coverage that global profile checking provides, ring-specific profile checking is typically the more appropriate method to use.

Validating certificates when using key rings

Each time a certificate is accessed to retrieve a public or private key, OpenSSH asks System SSL to validate the certificate first. Some of the checks performed on the certificate and all certificates in the certification chain include verifying that the current time is within the validity period, checking that the certificate is not revoked, and ensuring that the certification chain leads to a certificate obtained from a trusted data source. For a complete list of the items being validated, see the usage information for the `gsk_validate_certificate` system call in *z/OS Cryptographic Services System SSL Programming*.

Although the examples used in this book do not demonstrate using root and intermediate certificate authority (CA) certificates, they are supported in the certification chain of certificates used by z/OS OpenSSH key ring support. OpenSSH treats the key ring as a trusted certificate source. Because of this, for OpenSSH to successfully validate the certification chain, all certificates in the chain must be connected to the same key ring as the end entity certificate.

Chapter 7. Globalization on z/OS systems

This topic discusses globalization on z/OS systems and the changes that must be made in order for OpenSSH to fit the globalization model.

Setting up for globalization on z/OS systems

Setting up your system or user environment for globalization on z/OS systems is a little different from what most users are accustomed to when setting up globalization on ASCII platforms. On z/OS systems, an extra step is typically needed when changing the locale. This step involves setting the character set conversion for the controlling terminal to use the correct ASCII and EBCDIC coded character sets. This action is necessary because most PC terminal emulators require ASCII data, but the z/OS shells use EBCDIC data.

For example, when using a PC emulator to interactively log into an ASCII UNIX operating system, a user will:

- On the PC, change the emulator's coded character set to match the coded character set of the remote session's locale.
- In the UNIX shell, assign the environment variable `LC_ALL` to a new locale, where the ASCII coded character set of that locale matches the emulator's setting.

When interactively logging into an EBCDIC z/OS UNIX operating system, the user will:

- On the PC, change the emulator's coded character set to match the ASCII coded character set of the remote session's locale. For example, the user might change the translation settings in their emulator to use coded character set ISO/IEC 8859-2 (Latin-2).
- In the UNIX shell:
 - Assign the environment variable `LC_ALL` to a new locale, whose EBCDIC coded character set is compatible with the ASCII coded character set used in the emulator. To determine if a coded character set is compatible with a particular locale, refer to the section in *z/OS XL C/C++ Programming Guide* that discusses locales supplied with z/OS XL C/C++.

For example, a user might issue:

```
export LC_ALL=Hu_HU.IBM-1165
```

`LC_ALL` can be assigned after making the `ssh` connection by using the `SendEnv ssh` keyword to send the client's `LC_ALL` environment variable to the server. The server must be configured to accept this variable using the `AcceptEnv sshd` keyword. Before using this support, the client's `LC_ALL` variable must be set to a locale that is a valid locale name on the z/OS server.

Refer to the descriptions of the `ssh_config` keyword `SendEnv` and the `sshd_config` keyword `AcceptEnv` for more information about these options.

- If a terminal type (tty) is allocated, issue the `chcp` command to assign the EBCDIC and ASCII coded character sets, as appropriate. The specified ASCII coded character set should match that of the client emulator's setting.

For example, a user might issue:

```
chcp -a ISO8859-2 -e IBM-1165
```

On z/OS systems, in daemons such as **rlogind**, **telnetd**, and **sshd**, conversion between ASCII and EBCDIC occurs in the forked daemon process which handles the user's connection. This process allocates the terminal (tty) for the end user. On ASCII platforms, no conversion is necessary.

OpenSSH and globalization

OpenSSH assumes that all text data traveling across the network is encoded in ISO/IEC 8859-1 (Latin-1). Specifically, OpenSSH treats data as text and performs conversion between the ASCII Latin-1 coded character set and the EBCDIC-coded character set of the current locale in the following scenarios:

- **ssh** login session
- **ssh** remote command execution
- **scp** file transfers
- **sftp** file transfers when the `ascii` subcommand is specified

The OpenSSH daemon (**sshd**) can understand and handle non-Latin-1 coded character sets on the network for interactive sessions, specifically sessions with a tty allocated. However, not all EBCDIC-coded character sets are compatible with ISO 8859-1. To determine if a coded character set is compatible with a particular locale, see the information about locales supplied with z/OS XL C/C++ in *z/OS XL C/C++ Programming Guide*.

Warning: If there is no one-to-one mapping between the EBCDIC coded character set of the session data and ISO 8859-1, then nonidentical conversions might occur. Specifically, substitution characters (for example, IBM-1047 0x3F) are inserted into the data stream for those incompatible characters. See “Configuring the OpenSSH daemon” on page 61 and “Configuring the OpenSSH client” on page 61 for more information.

Sessions that are considered interactive include:

- The **ssh** login session when a tty is allocated. This is the default behavior.
- The **ssh** remote command execution, when the `-t` option is used to allocate a tty.

The following scenarios are considered noninteractive and continue to interpret network data as ISO 8859-1:

- The **ssh** login session when the `-T` option is specified (which disables tty allocation.)
- The **ssh** remote command execution when the `-t` option is not specified. The default behavior is not to allocate a tty for remote command execution.
- The **scp** file transfers
- The **sftp** file transfers when the `ascii` subcommand is specified

The support provided by IBM Ported Tools for z/OS: OpenSSH is summarized in Table 16 on page 61. It lists the expected coded character set for the network data during both interactive and noninteractive OpenSSH sessions with various peers.

Table 16. Summary of support provided by OpenSSH V1R2

Scenario	Session is:	Client is running:	Server is running:	Coded character set of network data is:
1	Interactive	z/OS	z/OS	ASCII coded character set as defined by the chcp setting. Restriction: The z/OS client expects Latin-1, so the ASCII coded character set must be handled accordingly on the server side. See "Configuring the OpenSSH daemon" for more information.
2	Interactive	Non-z/OS UNIX (such as AIX®, Linux) or PC	z/OS	ASCII coded character set as defined by the chcp setting.
3	Interactive	z/OS	Non-z/OS UNIX (such as AIX, Linux) or PC	ISO 8859-1
4	Noninteractive	z/OS	z/OS	ISO 8859-1
5	Noninteractive	Non-z/OS UNIX (such as AIX, Linux) or PC	z/OS	ISO 8859-1
6	Noninteractive	z/OS	Non-z/OS UNIX (such as AIX, Linux) or PC	ISO 8859-1

Note that some OpenSSH sessions transfer data as binary. In other words, no character translation is performed. These include:

- **sftp** sessions (when the `ascii` subcommand is not used)
- Port-forwarded sessions
- X11-forwarded sessions

Limitation: IBM Ported Tools for z/OS: OpenSSH does not support multibyte locales.

Configuring the OpenSSH daemon

The OpenSSH daemon (**sshd**) must be run in the POSIX C locale. In most cases, this occurs without any action on behalf of the user. However, an alternate locale could inadvertently be picked up through the shell profile of the user ID invoking the daemon, or through the `ENVAR` run-time option in `CEEPRMxx` member of `SYS1.PARMLIB`. You can enforce `LC_ALL=C` by using `STDENV` in the `BPX BATCH` job that starts the daemon.

For more information about the POSIX C locale, see *z/OS XL C/C++ Programming Guide*.

Configuring the OpenSSH client

The OpenSSH daemon (**sshd**) can understand and handle non-Latin-1 coded character sets for interactive sessions, specifically those with a `tty` allocated. However, the OpenSSH client (**ssh**) still expects network data to be encoded in ISO 8859-1.

If the EBCDIC coded character set for your sessions is compatible with ISO 8859-1, the following setup is not required. To determine if a coded character set is compatible with a particular locale, refer to the section on locales supplied with *z/OS XL C/C++* in *z/OS XL C/C++ Programming Guide*.

If **chcp** is issued in your environment, verify that the SSH peer supports the specified ASCII coded character set.

For example, if you are using a PC to connect directly to z/OS, you issue the **chcp** command in the remote z/OS shell to assign the ASCII-coded character set for the terminal to match that of the PC emulator. The daemon inherits the **chcp** setting to translate the network data accordingly. The SSH peer, the PC emulator, must also support the new ASCII coded character set. This can be determined by checking your emulator's configuration.

If you are issuing the **ssh** client from z/OS to connect to a z/OS platform running in another locale, you need to verify that the ASCII coded character set of the remote session (set by **chcp**) is ISO 8859-1, which is what the z/OS **ssh** client expects.

Warning: If there is no one-to-one mapping between the EBCDIC coded character set of the session data and ISO 8859-1, then nonidentical conversions might occur. Specifically, substitution characters (for example, IBM-1047 0x3F) may be inserted into the data stream for those incompatible characters.

If the EBCDIC coded character set of your target locale is not compatible with ISO 8859-1, then nonidentical conversions may occur in either of these scenarios:

- You are running in the target locale when issuing the **ssh** command locally.
- You are running in the target locale in your remote **ssh** session.

To avoid nonidentical conversions, you can force the **ssh** client process to run in the C locale. Note also that the remote session's shell must also be configured to run in either the C locale or a locale with a coded character set that is compatible with ISO 8859-1.

To force the local **ssh** client process to run in a C locale, you can run **ssh** as follows:

```
LC_ALL=C ssh [arguments]
```

where arguments represents the remainder of the arguments passed to **ssh**.

You can set up a shell alias to avoid repeatedly typing the previous command. For example:

```
alias ssh="LC_ALL=C ssh"
```

Configuring ssh when LC_ALL is set through shell profiles

If all the following are true for your environment:

- Your system is configured to run in a locale other than the default C locale
- The corresponding ASCII coded character set for your locale is **not** ISO 8859-1
- You changed the system-wide locale by setting LC_ALL through shell profiles (for example, /etc/profile or \$HOME/.profile.)

then perform the following steps as part of your OpenSSH system-wide setup.

If you have changed the locale at a system-wide level, consider defining this alias in an area where it can be picked up by all users and inherited by all subshells. Shell aliases are typically defined through the file named by the ENV variable of /bin/sh. Users may have defined their own ENV setting in one of their shell profiles. For this setup, the ENV variable should be exported so it is inherited by subshells.

- For /bin/sh users, this alias should be defined in the ENV file.
- For /bin/tcsh users, this alias should be defined in /etc/csh.cshrc.

Steps to follow for setting up a system-wide alias for ssh

The steps assume that you are using the /bin/sh shell.

1. Create a UNIX file /etc/ssh/.sshalias that contains the following line:

```
alias ssh="LC_ALL=C ssh"
```
2. Ensure that the UNIX permissions for this file are world-readable. From the UNIX prompt, issue:

```
chmod 744 /etc/ssh/.sshalias
```
3. Notify users to either add the **ssh** alias to their ENV file or read in the previous ENV file from their user-defined ENV file. For example, users can add to their ENV file the following line, which reads in (or “sources”) the new **ssh** alias file using the **dot** command:

```
. /etc/ssh/.sshalias
```
4. Verify that the **ssh** alias is set properly. From a *new* UNIX shell, issue:

```
> alias ssh  
ssh="LC_ALL=C ssh"  
>
```

Configuring ssh when LC_ALL is set through the ENVAR run-time option in CEEPRMxx

If all the following statements are true for your environment

- Your system is configured to run in a locale other than the default C locale
- The corresponding ASCII code page for your locale is not ISO 8859-1
- You changed the system-wide locale by setting LC_ALL through the ENVAR run-time option in a CEEPRMxx member of SYS1.PARMLIB or through the operator command SETCEE.
 - For information about SETCEE, see *z/OS MVS System Commands*.
 - *z/OS MVS Initialization and Tuning Reference* contains information about the ENVAR run-time option for CEEPRMxx.

then perform the following steps as part of your OpenSSH system-wide setup.

Create an alias for the **ssh** command which forces **ssh** to run in a C locale. This alias should be defined in an area where it will be picked up by all users and all subshells, even when a login shell is not used. Shell aliases are typically defined through the file named by the ENV variable of /bin/sh. The ENVAR run-time option in CEEPRMxx can also be used to set a shell alias.

Steps to follow for setting up a system-wide alias for ssh through the ENVAR run-time option of CEEPRMxx

1. Create a UNIX file /etc/ssh/.sshalias which contains the following line:

```
alias ssh="LC_ALL=C ssh"
```
2. Ensure that the UNIX permissions for this file are world-readable. From the UNIX prompt, issue:

```
chmod 744 /etc/ssh/.sshalias
```

3. Notify users to define this alias if they already have created their own ENV file. Users might have defined their own ENV setting in one of their shell profiles. Their ENV setting is not inherited for remote command execution or remote **ssh** processes, because these are not login shells. However, ENV will be initialized to their own setting for interactive shells, where users might later be issuing the **ssh** command. Their ENV setting overrides the ENVAR setting through CEEPRMxx, so they need to pick up your alias for local **ssh** command invocations.
 - For /bin/sh users, this alias should be defined in the file specified by the ENV variable.
 - For /bin/tcsh users, this alias should be defined in /etc/csh.cshrc.

The subsequent examples all assume that one is working with /bin/sh users.

Notify users to either add the **ssh** alias to their ENV file or read in your ENV file from their ENV file. For example, users might add to their ENV file the following line, which reads in (or “sources”) the new **ssh** alias file using the **dot** command:

```
. /etc/ssh/.sshalias
```

4. Issue the operator command SETCEE to change the CEEPRMxx setting dynamically. For example:

```
SETCEE CEEOPT,ENVAR('LC_ALL=Hu_HU.IBM-1165','ENV=/etc/ssh/.sshalias')
```

5. Verify that the **ssh** alias is set properly. From a new UNIX shell, issue:

```
> echo $ENV
/etc/ssh/.sshalias
> alias ssh
ssh="LC_ALL=C ssh"
>
```

Configuring sftp

By default, **sftp** treats files as binary. Use **sftp** if you do not want your data files altered. If you want your data files translated between ASCII and EBCDIC, use **iconv** to convert the files at the start or end of the **sftp** transfer.

If you have existing sftp jobs that use the ascii sftp subcommand: The **ascii sftp** subcommand converts between ASCII ISO 8859-1 and the EBCDIC of the current locale. If the file data on the network is in a coded character set that is not ISO 8859-1, then you must adjust existing jobs to transfer files as binary and use **iconv** for the data conversion.

Configuring scp

By default, **scp** treats files as text. It assumes that all data going over the network is encoded in ASCII coded character set ISO 8859-1. The EBCDIC coded character set of the current locale is used for data conversion. On the remote system, the locale of the **scp** process is determined by how LC_ALL is initialized on that system. If LC_ALL is set through a shell profile (for example, /etc/profile), then it will not be inherited by the remote **scp** process. Specifically, the remote **scp** process will run in a C locale. Figure 4 on page 65 shows the change in locales; for example, if a user on Host GERMANY running in locale De_DE.IBM-273 uses **scp** to transfer a file to a remote host, the file contents are converted from IBM-273 to ISO 8859-1 to go over the network and from ISO 8859-1 to IBM-1047 on the target system.

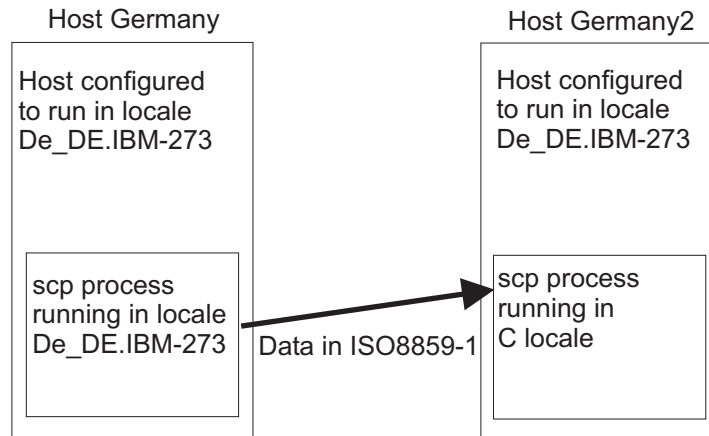


Figure 4. Using scp when LC_ALL is set through shell profiles

If LC_ALL is set through the ENVAR run-time option in the CEEPRMxx member, then the new locale is inherited by the remote **scp** process. Specifically, the EBCDIC coded character set of that locale is used. See Figure 5 for an example of using **scp** when LC_ALL is set through ENV in CEEPRMxx. If a user on Host GERMANY running in locale De_DE.IBM-273 uses **scp** to transfer a file to a remote host, the file contents are converted from IBM-273 to ISO 8859-1 to go over the network, and from ISO 8859-1 to IBM-273 on the target system.

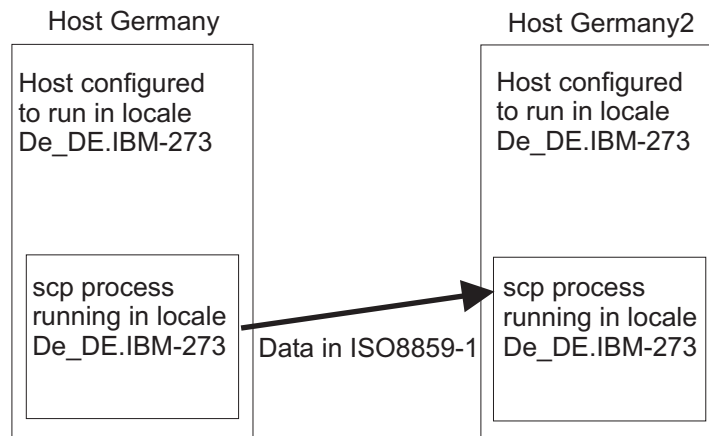


Figure 5. Using scp when LC_ALL is set through ENV in CEEPRMxx

Warning: If a file is encoded in an EBCDIC coded character set whose compatible ASCII coded character set is not ISO 8859-1, then nonidentical conversions might occur. Specifically, substitution characters (for example, IBM-1047 0x3F) might replace characters that do not have a mapping between the specified EBCDIC coded character set and ISO 8859-1. To determine if a coded character set is compatible with a particular locale, see the information about locales supplied with z/OS XL C/C++ in z/OS XL C/C++ *Programming Guide*.

If the EBCDIC coded character set for your sessions is compatible with ISO 8859-1 and the preceding text conversions are satisfactory for your environment, the following setup is not required.

If you have existing scp jobs

If you are changing the locale on a system whose ASCII coded character set is not Latin-1 and you have existing **scp** jobs configured, you can:

- Convert those jobs to use **sftp**.
- Force **scp** to treat files as though they are encoded in IBM-1047, so substitution characters are not introduced. This can be done through a shell alias, as described in “Configuring scp when LC_ALL is set through shell profiles.”
- If you intend to configure a new locale through a shell profile, then continue to “Configuring scp when LC_ALL is set through shell profiles.”
- If you intend to configure a new locale using CEEPRMxx to specify run-time options, then continue to “Configuring scp when LC_ALL is set through the ENVAR run-time option in CEEPRMxx.”

Configuring scp when LC_ALL is set through shell profiles

If all the following are true for your environment:

- Your system is configured to run in a locale other than the default C locale
- The corresponding ASCII coded character set for your locale is **not** ISO 8859-1
- You changed the system-wide locale by setting LC_ALL through shell profiles (for example, /etc/profile or \$HOME/.profile.
- You do not want to convert existing **scp** workloads to **sftp** workloads

then perform the following steps as part of your OpenSSH system-wide setup.

If you have changed the locale at a system-wide level, consider defining this alias in an area where it can be picked up by all users and inherited by all subshells. Shell aliases are typically defined through the file named by the ENV variable of /bin/sh. Users might have defined their own ENV setting in one of their shell profiles. For this setup, the ENV variable should be exported so it is inherited by subshells.

- For /bin/sh users, this alias should be defined in the ENV file.
- For /bin/tcsh users, this alias should be defined in /etc/csh.cshrc.

Steps to follow for setting up a system-wide alias for scp

The steps assume that you are using the /bin/sh shell.

1. Create a UNIX file, /etc/ssh/.sshalias, that contains the following line:


```
alias scp="LC_ALL=C scp"
```
2. Ensure that the UNIX permissions for this file are world-readable. From the UNIX prompt, issue:


```
chmod 744 /etc/ssh/.sshalias
```
3. Notify users to either add the **scp** alias to their ENV file or read in the previous ENV file from their user-defined ENV file. For example, users can add to their ENV file the following line, which reads in (or “sources”) the new **scp** alias file using the **dot** command:


```
. /etc/ssh/.sshalias
```
4. Verify that the **scp** alias is set properly. From a *new* UNIX shell, issue:


```
> alias scp
scp="LC_ALL=C scp"
>
```

Configuring scp when LC_ALL is set through the ENVAR run-time option in CEEPRMxx

If all the following are true for your environment:

- Your system is configured to run in a locale other than the default C locale

- The corresponding ASCII code page for your locale is **not** ISO 8859-1
- You changed the system-wide locale by setting LC_ALL through the ENVAR run-time option in a CEEPRMxx member or through the SETCEE operator command.
 - For information about SETCEE, see *z/OS MVS System Commands*.
 - *z/OS MVS Initialization and Tuning Reference* contains information about the ENVAR run-time option for CEEPRMxx.
- You do not want to convert existing **scp** workloads to **sftp** workloads

then perform the following steps as part of your OpenSSH system-wide setup.

Steps to follow for setting up a system-wide alias for scp through the ENVAR run-time option of CEEPRMxx

1. Create a UNIX file `/etc/ssh/.sshalias` that contains the following line:

```
alias scp="LC_ALL=C scp"
```

2. Ensure the UNIX permissions for this file are world-readable. From the UNIX prompt, issue:

```
chmod 744 /etc/ssh/.sshalias
```

3. Notify users to define this alias if they already have created their own ENV file. Users might have defined their own ENV setting in one of their shell profiles. Their ENV setting is not inherited for remote command execution or remote **scp** processes, because these are not login shells. However, ENV is initialized to their own setting for interactive shells, where users might later be issuing the **scp** command. Their ENV setting overrides the ENVAR setting through CEEPRMxx, so they need to pick up your alias for local **scp** command invocations.

- For `/bin/sh` users, this alias must be defined in the file specified by the ENV variable.
- For `/bin/tcsh` users, this alias must be defined in `/etc/csh.cshrc`.

The subsequent examples all assume that you are working with `/bin/sh` users.

Notify users to either add the **scp** alias to their ENV file or read in your ENV file from their ENV file. For example, users can add to their ENV file the following line, which reads in (or “sources”) the new **scp** alias file using the **dot** command:

```
. /etc/ssh/.sshalias
```

4. Issue the SETCEE operator command to change the CEEPRMxx setting dynamically. For example:

```
SETCEE CEEDOPT,ENVAR('LC_ALL=Hu_HU.IBM-1165','ENV=/etc/ssh/.sshalias')
```

5. Verify that the **scp** alias is set properly. From a *new* UNIX shell, issue:

```
> echo $ENV
/etc/ssh/.sshalias
> alias scp
scp="LC_ALL=C scp"
>
```

Customizing your UNIX environment to run in another locale

To configure your UNIX environment to run in another locale, see the section on customizing for your national code page in *z/OS UNIX System Services Planning*.

Rule: All files used by OpenSSH (such as key files and configuration files) must be in the IBM-1047 coded character set, with the exception of **therc** files (`/etc/ssh/sshrc` and `~/.ssh/rc`). The **rc** files are parsed by `/bin/sh` and should be

in the coded character set of the current locale. Do not use the `/etc/ssh/sshr` file if there is a possibility of the users on the system running in different locales.

Warning: While it is possible to set `LC_ALL` through the `ENVAR` run-time option of the `CEEPRMxx` member, configuring the locale in this way might cause unexpected results. Specifically, it is possible that daemons or long-running processes might expect to run in a `C` locale. Verify that all these processes support running in your alternate locale. Additionally, some system administration user IDs might need to run in a `C` locale, for editing configuration files which expect to be encoded in IBM-1047.

Chapter 8. Getting ready to use OpenSSH

This topic discusses the setup tasks that the user must do. It includes the steps for generating user keys, which is a required step, and also discusses how to set up the system for X11 forwarding, which is an optional step.

Requirement: All files used by OpenSSH (such as key files and configuration files) must be in the IBM-1047 code set, with the exception of the `rc` files (`/etc/ssh/sshr` and `~/.ssh/rc`). The `rc` files are parsed by `/bin/sh` and must be in the code set of the current locale. Do not use the `/etc/ssh/sshr` file if users on the system might be running in different locales.

Restriction: OpenSSH does not run in multibyte locales.

In this chapter

This chapter covers the following subtasks.

Subtasks	Associated procedure (see . . .)
Setting up the OpenSSH client configuration files	"Steps for setting up the OpenSSH client configuration files"
Setting up user authentication	"Steps for setting up user authentication when using UNIX files to store keys" on page 70 "Steps for setting up user authentication when using key rings to store keys" on page 72
Configuring your setup for X11 forwarding	"Steps for configuring your setup for X11 forwarding" on page 78

Setting up the OpenSSH client configuration files

The settings in the OpenSSH client configuration files (`ssh_config` and `zos_user_ssh_config`) provide system defaults and can be overridden by command-line options. By prefacing groups of configuration options with the `Host` keyword, you can share these configuration files across multiple systems with client configuration options that are tailored to the specific local system being used.

Steps for setting up the OpenSSH client configuration files

About this task

Before you begin: You must be running in the default C locale before performing these steps.

Procedure

1. Customize the OpenSSH client configuration file.
 - a. Copy the sample `ssh_config` configuration file from the `/samples` directory to your `~/.ssh` directory.

```
cp /samples/ssh_config ~/.ssh/config
chmod 644 ~/.ssh/config
```

- b. Modify the `~/.ssh/config` file to control the SSH client-side authentication methods attempted, protocols and ciphers supported, and session control options. For details, see `ssh` and `zos_user_ssh_config`.

-
2. Customize the z/OS-specific per-user client configuration file.
 - a. Copy the sample `zos_user_ssh_config` file from the `/samples` directory to the `~/.ssh` directory.

```
cp /samples/zos_user_ssh_config ~/.ssh/zos_user_ssh_config
chmod 644 ~/.ssh/zos_user_ssh_config
```
 - b. Modify the `zos_user_ssh_config` file to control the z/OS-specific per-user client options. For details, see `ssh` and `ssh_config`.
-

Results

When you are done, you have set up the OpenSSH client configuration files.

Setting up user authentication

Before clients can verify their identities to the server using public key authentication, user authentication must be set up first. Public key authentication is the most secure authentication method available in SSH. A user creates both a public and private key and then transfers a copy of the public key to the `ssh` server being accessed. The private key is kept on the user's local machine and is used to verify the identity of the user when the user attempts to connect to the `ssh` server. The public and private keys must be correct for the server to allow the connection. Those keys can be stored in either UNIX files or SAF key rings, or both. For more information about storing the key rings, see "Choosing between UNIX files and key rings" on page 57.

Restriction: If you are using SSH protocol version 1, you cannot use key rings to hold your keys. You must use UNIX files to hold RSA keys used for SSH protocol version 1.

The procedures for setting up user authentication are described in the following sections:

- "Steps for setting up user authentication when using UNIX files to store keys"
- "Steps for setting up user authentication when using key rings to store keys" on page 72

Steps for setting up user authentication when using UNIX files to store keys

About this task

Perform the following steps to set up user authentication.

Procedure

1. Generate public and private key pairs, based on the SSH protocol you plan to use, protocol version 1 or protocol version 2.

If you are using SSH protocol version 1, issue:

```
ssh-keygen -t rsa1
```

If you are using SSH protocol version 2, issue:


```
ssh-keygen -t rsa
ssh-keygen -t dsa
```

2. On the remote host, distribute the public keys to all remote hosts that you plan to log in to, using public key authentication. By default, OpenSSH uses the `authorized_keys` file to store these public keys. Figure 6 on page 72 shows an example of the steps to follow in order to create an `authorized_keys` file when keys are stored in UNIX files.
 - a. Create or edit the `~/.ssh/authorized_keys` file for your accounts on both local and remote systems.
 - b. Append the public keys to the `~/.ssh/authorized_keys` file as follows:
 - To enable local users to log into a remote account, append the local user's public keys (those ending with a "pub" suffix) to the remote user's `~/.ssh/authorized_keys` file.
 - To enable remote users to log into a local account, append the remote user's public keys (those ending with a "pub" suffix) to the local user's `~/.ssh/authorized_keys` file.

You can append the public keys by using cut and paste. Because a key is a long line, make sure that the keys are not split across lines. Each key should be exactly one line of the file.

If you use FTP to copy your public key files to another system, treat the files as text to enable any necessary conversion between ASCII and EBCDIC.

3. On the remote host that you plan to log into, verify that your home directory (for example, `~/`), the `.ssh` subdirectory, and the `authorized_keys` file are not writable by other users. The default configuration of the OpenSSH daemon enables `StrictModes`, which verifies these settings before allowing public key authentication.
-

Results

When you are done, you have set up user authentication. Every time you regenerate the keys, you must update the `authorized_keys` file on remote systems.

Example of user authorization when using UNIX files to store keys

An employee named Bill has two accounts on two systems where UNIX files are used to store keys. His user name on HOST1 is BILLY. On HOST2, his user name is WILLIAM. While logged into HOST1, he wants to be able to access HOST2 using `ssh` with public key authentication. Figure 6 on page 72 shows how the process would work.

HOST1

1. Bill logs into HOST1 as BILLY
2. Create a public and private key pair for BILLY

```
>ssh-keygen -t rsa
```
3. Display BILLY's public key

Now *BILLY* from *HOST1* can ssh to *WILLIAM* on *HOST2*

```
>ssh william@host2
```

HOST2

4. Bill logs into HOST2 as WILLIAM
5. Cut and paste BILLY's public key into William's `~/.ssh/authorized_keys` file

Figure 6. Accessing a remote system using ssh with public key authentication when keys are stored in UNIX files

Steps for setting up user authentication when using key rings to store keys

About this task

The setup procedure has been divided into two steps:

- “Step 1. Construct the key ring” on page 73
- “Step 2. Distribute the public keys to all remote hosts” on page 75

Notes about the command example

The examples for managing key rings and associated objects use the RACDCERT RACF command. If you are using an alternate security product, consult that product's documentation to determine if it contains compatible support. For more information about the RACDCERT command, the necessary authority required to use the command, and any other options not described, see *z/OS Security Server RACF Command Language Reference*.

In the examples, input names that are given in italics are variables, which you can choose. Some of these names in italics contain hyphen characters (-) separating

portions of the name. These hyphens are variable and are not required. The names given are suggestions and are consistently used throughout the examples (for example, if you customize your own version in one step, that name will likely need to be used on other command steps as well).

The examples demonstrate using a self-signed certificate. Using a certificate chain, such as with root and intermediate certificate authority certificates, is supported. If you will be using more advanced certificate chains than the examples demonstrate, see “Validating certificates when using key rings” on page 58 for important considerations.

Step 1. Construct the key ring

In this step, you will construct a key ring, if one is needed, generate certificates, connect them to the user's key ring, and set up permission to access the key ring.

Before you begin: You need to know the following facts:

- Which protocol version you will be using. If you are using SSH protocol version 1, you cannot use key rings to hold your keys. You must use UNIX files to hold RSA keys used for SSH protocol version 1.
 - Whether you are working with real or virtual key rings because the setup steps vary depending on the type of key ring is being used. See *z/OS Security Server RACF Security Administrator's Guide* for more information about real and virtual key rings.
1. Create a real key ring if you do not yet have one for your keys. Omit this step if you plan to use a virtual key ring. If you already have a key ring or are using a virtual key ring, go to Step 2. Use the RACDCERT ADDRING command to create the new key ring, specifying the owning user ID and the key ring name. The ID keyword must specify the user ID that will be authenticating with the keys within it. The key ring name can be any unique name for this user ID.

Example: To define the SSHring key ring, issue:

```
RACDCERT ADDRING(SSHring) ID(userID)
```

On this command example, and all that follow, the ID() keyword can be omitted if the invoking user is the same as the authenticating user ID.

-
2. Using the RACDCERT GENCERT command, generate a certificate with public and private keys, based on the algorithms that are supported on the server (either RSA, DSA, or both.) For RSA keys, the minimum size is 768 bits, the maximum size is 32768 bits. Typically, 2048 bits is considered sufficient. DSA keys must be exactly 1024 bits as specified by FIPS 186-2. OpenSSH does not support DSA keys larger than 1024 bits that are associated with certificates in a key ring.

Do not use variant characters in the label name for the certificate.

Although the examples demonstrate how to create non-ICSF (Integrated Cryptographic Storage Facility) certificates in the RACF database, ICSF can also be used to store the certificate and associated keys for RSA only. These can be generated by software using ICSF or by hardware using a PCI Cryptographic Coprocessor (PCICC). For more information, refer to *z/OS Cryptographic Services ICSF Administrator's Guide*.

- To generate a certificate and an RSA public/private key pair, storing the private key in the RACF database as a non-ICSF key:

```
RACDCERT GENCERT SUBJECTSDN(CN('uniq-ssh-rsa-cn')) SIZE(2048)
WITHLABEL('uniq-ssh-rsa') ID(userID)
```

- To generate a certificate and a DSA public/private key pair, storing the private key in the RACF database as a non-ICSF key:

```
RACDCERT GENCERT SUBJECTSDN(CN('uniq-ssh-dsa-cn')) SIZE(1024) DSA
WITHLABEL('uniq-ssh-dsa') ID(userID)
```

The SUBJECTSDN parameter offers additional customizable keywords, which are not documented in this section, that can be included in the distinguished name. The label assigned to the certificate must be unique within the RACF database.

-
3. If real key rings are being used, use the RACDCERT CONNECT command to connect the certificate to the user's key ring. Omit this step if virtual key rings are being used. If you are not the certificate owner, you must identify the user ID that owns the certificate. If you are not the key ring owner, you must identify the user ID that owns the key ring. These will normally be the same for this connect command.

```
RACDCERT CONNECT(ID(userID) LABEL('uniq-ssh-type') RING(SSHring)
USAGE(PERSONAL)) ID(userID)
```

-
4. Update the user's z/OS-specific per-user client configuration file (`~/ssh/zos_user_ssh_config`) to indicate the location of the user's keys when using key rings.

- **If real key rings are being used**, add the following line:

```
IdentityKeyRingLabel "userID/SSHring uniq-ssh-type"
```

- **If virtual key rings are being used**, add the following line:

```
IdentityKeyRingLabel "userID/* uniq-ssh-type"
```

-
5. Permit access to the key ring for the user, using either ring-specific profile checking or global profile checking. These are discussed in "Managing key rings and restricting access to them" on page 57.

For example:

- To define individual user access to the real key ring, SSHring, using ring-specific profile checking:

```
RDEFINE RDATA LIB userID.SSHring.LST UACC(NONE)
PERMIT userID.SSHring.LST CLASS(RDATA LIB) ID(userID) ACCESS(READ)
```

If the RDATA LIB class is not yet active and RACLISTed:

```
SETOPTS RACLIST(RDATA LIB) CLASSACT(RDATA LIB)
```

Refresh the class:

```
SETOPTS RACLIST(RDATA LIB) REFRESH
```

- To define individual user access to the virtual key ring, using ring-specific profile checking:

```
RDEFINE RDATA LIB userID.IRR_VIRTUAL_KEYRING.LST UACC(NONE)
PERMIT userID.IRR_VIRTUAL_LISTRING.LST CLASS(RDATA LIB) ID(userID) ACCESS(READ)
```

If the RDATA LIB class is not yet active and RACLISTed:

```
SETOPTS RACLIST(RDATA LIB) CLASSACT(RDATA LIB)
```

Refresh the class:

```
SETOPTS RACLIST(RDATA LIB) REFRESH
```

- To define individual user access, using global profile checking:

```
RDEFINE FACILITY IRR.DIGTCERT.LISTRING UACC(READ)
```

If the FACILITY class is not yet active and RACLISTed:

```
SETOPTS RACLIST(FACILITY) CLASSACT(FACILITY)
```

Refresh the class:

```
SETOPTS RACLIST(FACILITY) REFRESH
```

Step 2. Distribute the public keys to all remote hosts

In this step, you will distribute the public keys to all remote hosts that you plan to log in to, using public key authentication. Figure 7 on page 78 shows an example of the steps to follow in order to create an `authorized_keys` file when keys are stored in key rings.

1. Export the public keys to remote hosts that store user's keys in a UNIX file (the `authorized_keys` file).

- On the local host, use `ssh-keygen -e` to export the public key into a UNIX file.

Example:

```
_ZOS_SSH_KEY_RING_LABEL="userID/SSHring uniq-ssh-type" ssh-keygen -e > uniq-ssh.type
```

- Use FTP to distribute the `uniq-ssh.type` file to the remote host.
- On the remote host, use `ssh-keygen -i` to import the public key, appending it to the `authorized_keys` file:

```
ssh-keygen -i -f uniq-ssh.type >> ~/.ssh/authorized_keys
```

- You have now completed distribution of the public keys to remote hosts that store user keys in a UNIX files . If you have other remote hosts that store user keys in key rings, then continue on to the next step to export the public keys to remote hosts. Otherwise, you have completed Step 2.

2. Export the public keys to remote hosts that store users's keys in a certificate associated with a key ring. First, the public keys must be exported from the certificate. The `RACDCERT EXPORT` command can perform this type of export. Specify the certificate identification and request `CERTDER` for the export format. Choose a data set to store the exported certificate and specify it on the `DSN` parameter. If the data set specified for `DSN` already exists, it is deleted and reallocated by the `RACDCERT EXPORT` command.

If the public key will be stored in a certificate associated with a key ring on the remote host, then export the certificate in DER format (without the private key) into a data set for each public key that needs to be distributed to remote hosts.

For example:

```
RACDCERT EXPORT(LABEL('uniq-ssh-type')) ID(userID)  
FORMAT(CERTDER) DSN('userid.sshcert.type')
```

3. Use FTP to distribute the exported certificate data set in binary format to the remote hosts.
-

4. On the remote host, create a real key ring if you do not yet have one for your keys. Omit this step if you plan to use a virtual key ring.

```
RACDCERT ID(userID) ADDRING(SSHAuthKeysRing)
```

5. On the remote hosts, add each user certificate into the user's SAF database.

The `RACDCERT ADD` command can be used to add the exported certificate on the remote host. Specify the data set that you copied to the remote host using FTP, the user ID that should own the certificate, and indicate that this certificate

is trusted. The specified user ID must be the user ID that you want to be able to connect to from the local host with the matching key. You will specify the label for this certificate on this remote host. This label must be unique for the user ID within the RACF database, and is used to identify this certificate on future commands and in authorized key files.

This certificate only contains the public key.

Example:

```
RACDCERT ADD('userid.sshcert.type') ID(userID)
WITHLABEL('uniq-ssh-type') TRUST
```

-
6. On the remote hosts, connect each certificate to the user's key ring.

The RACDCERT CONNECT command can be used to connect each certificate to the user's key ring if real key rings are being used. Omit this step if virtual key rings are being used and go to Step 7. You must identify both the user ID that owns the certificate and the user ID that owns the key ring. These will normally be the same for this connect command.

Example:

```
RACDCERT CONNECT(ID(userID) LABEL('uniq-ssh-type')
RING(SSHAAuthKeysRing) USAGE(PERSONAL)) ID(userID)
```

-
7. On the remote host, edit the `authorized_keys` file to add one line containing the `zos-key-ring-label` option for each public key that was added to the key ring. (See "Format of the `authorized_keys` file" on page 125 in the `sshd` command section for more information.)

For example:

- **If a real key ring is being used**, add the following line:
`zos-key-ring-label="userID/SSHAAuthKeysRing uniq-ssh-type"`
- **If a virtual key ring is being used**, add the following line:
`zos-key-ring-label="userID/* uniq-ssh-type"`

-
8. On the remote host, permit access to this key ring for the user. There are two ways to provide access: ring-specific profile checking and global profile checking. Both are discussed in "Managing key rings and restricting access to them" on page 57.

For example:

- To define individual user access to the real key ring, `SSHAAuthKeysRing`, using ring-specific profile checking:

```
RDEFINE RDATA LIB userID.SSHAAuthKeysRing.LST UACC(NONE)
PERMIT userID.SSHAAuthKeysRing.LST CLASS(RDATA LIB) ID(userID) ACCESS(READ)
```

If the `RDATA LIB` class is not yet active and `RACLISTed`:

```
SETROPTS RA CLIST(RDATA LIB) CLASSACT(RDATA LIB)
```

Refresh the class:

```
SETROPTS RA CLIST(RDATA LIB) REFRESH
```

- To define individual user access to the virtual key ring, using ring-specific profile checking:

```
RDEFINE RDATA LIB userID.IRR_VIRTUAL_KEYRING.LST UACC(NONE)
PERMIT userID.IRR_VIRTUAL_KEYRING.LST CLASS(RDATA LIB) ID(userID) ACCESS(READ)
```

If the `RDATA LIB` class is not yet active and `RACLISTed`:

```
SETOPTS RACLIST(RDATALIB) CLASSACT(RDATALIB)
```

Refresh the class:

```
SETOPTS RACLIST(RDATALIB) REFRESH
```

- To define individual user access, using global profile checking:

```
RDEFINE FACILITY IRR.DIGTCERT.LISTRING UACC(READ)
```

If the FACILITY class is not yet active and RACLISTed:

```
SETOPTS RACLIST(FACILITY) CLASSACT(FACILITY)
```

Refresh the class:

```
SETOPTS RACLIST(FACILITY) REFRESH
```

When you are done, you have set up user authentication when using key rings to store keys. Every time the user keys are regenerated in the key ring, they must be redistributed and added to the key ring on the remote systems that contain the authorized keys.

Example of user authorization when keys are stored in key rings

HOST1

1. Bill logs into HOST1 as BILLY.
2. Create a public and private key pair via certificate management and associate it with a key ring for BILLY.

```
>RACDCERT ADDRING ...  
>RACDCERT GENCERT ...  
>RACDCERT CONNECT ...
```

3. Identify the key ring and certificate to OpenSSH by editing the local `~/.ssh/zos_user_ssh_config` file.

4. Distribute the certificate to other z/OS hosts.

```
>RACDCERT EXPORT  
>FTP the exported certificate to  
HOST2
```

Now BILLY from HOST1 can ssh to WILLIAM on HOST2.

```
>ssh WILLIAM@HOST2
```

HOST2

5. Bill logs into HOST2 as WILLIAM.

6. Import the exported certificate that was sent from HOST1.

```
>RACDCERT ADDRING ...  
>RACDCERT ADD ...  
>RACDCERT CONNECT ...
```

7. Edit WILLIAM's `~/.ssh/authorized_keys` file to identify the imported certificate.

Figure 7. Accessing a remote system using ssh with public key authentication when keys are stored in real key rings

Steps for configuring your setup for X11 forwarding

About this task

X11 forwarding allows users who have an account on a UNIX machine to open a connection to the X11 interface remotely from another computer. Because this connection uses SSH, the communication between the systems is encrypted. X11 forwarding will only work if the system being connected to has both SSH and X11 forwarding enabled.

Before you begin: You need to know whether the system administrator has configured `sshd` on the remote host for X11 forwarding as described in “Steps for configuring the system for X11 forwarding” on page 46.

Perform the following steps to configure your system for X11 forwarding.

Procedure

1. Enable X11 forwarding for your local SSH client. You can do this in one of two ways:
 - a. Set the `ForwardX11` configuration variable to `yes` in your `~/.ssh/config` file. This can be done on a per-host basis. This is useful if you want to always enable X11 forwarding.
 - b. Invoke `ssh` with the `-X` option. Use this if you want to enable X11 forwarding for this session only.
-

2. In your local SSH configuration file (`~/.ssh/config`), specify the location of the `xauth` program on the remote system. This step is required only if the `xauth` program is installed somewhere other than the default location (`/usr/X11R6/bin/xauth`). The `xauth` program might need to support the `generate` command in order to allow `ssh` to successfully set up untrusted X11 forwarding.

Provided is an example of a `ssh` configuration file entry, using the default `xauth` location:

```
XAuthLocation /usr/X11r6/bin/xauth
```

3. In your remote user account, if `xauth` is compiled to use DLLs, then set `LIBPATH` in `~/.ssh/environment` to include `/usr/lib`.

For example:

```
LIBPATH=/usr/lib
```

Results

When you are done, you have configured your setup for X11 forwarding.

Chapter 9. OpenSSH command descriptions

scp — Secure copy (remote file copy program)

Format

```
scp [-1246BCpqr] [-c cipher] [-F ssh_config] [-i identity_file] [-l limit] [-o ssh_option]  
[-P port] [-S program] [[user@]host1:]file1 ... [[user@]host2:]file2
```

Description

scp copies files between hosts on a network. It uses **ssh** for data transfer and uses the same authentication and provides the same security as **ssh**. **r**cp (remote copy) is a traditional UNIX utility that allows a user to copy files between remote hosts. Copies between two remote hosts are also permitted. When copying between two remote hosts, only options **-v**, **-r** and **-p** are passed to the remote host regardless of what the user specifies on the command line. Unlike **r**cp, **scp** asks for passwords, password phrases, or passphrases if they are needed for authentication.

File names can contain a user and host specification to indicate that the file is to be copied to the host or from the host. To prevent **scp** from treating the names containing ':' as specifiers, local file names can be made explicit by using absolute or relative path names.

IPv6 addresses can be specified by enclosing the address in square brackets.

scp assumes that files are text. Files copied between EBCDIC and ASCII platforms are converted.

If the source path name is a symbolic link, **scp** copies the file to which the symbolic link points. In other words, symbolic links are followed.

OpenSSH can be configured to collect SMF client and server transfer completion records that are associated with **scp**. See "Setting up OpenSSH to collect SMF records" on page 50 for more information. See Chapter 12, "SMF Type 119 records for OpenSSH," on page 173 for more information about the SMF client and server transfer completion records (subtypes 97 and 96 respectively). SMF records are not collected for local-to-local copies.

With the PTF for APAR OA37278, OpenSSH can be set up to use ICSF to implement certain **ssh** ciphers and MAC algorithms. This extension enables **scp** (via **ssh**) to use hardware support when applicable. See "Setting up OpenSSH to use ICSF ciphers and MAC algorithms" on page 51 for more information.

Restriction: The maximum full path name length is 1023 bytes for files processed by **scp**. Exceeding this maximum might result in unexpected behavior.

Options

- 1 Specifies that **scp** is to use protocol version 1 only.
- 2 Specifies that **scp** is to use protocol version 2 only.
- 4 Forces **scp** to use IPv4 addresses only. If both **-4** and **-6** are specified, **scp** uses the option that appears last on the command line.

scp

- 6** Forces **scp** to use IPv6 addresses only. If both **-4** and **-6** are specified, **scp** uses the option that appears last on the command line.
- B** Selects batch mode; while in batch mode, prompts are not issued for passwords, password phrases, or passphrases, but they are still required for OpenSSH. To avoid password prompts, use public-key authentication with an **ssh-agent** or host-based authentication.
- c cipher**
Selects the cipher to use for encrypting the data transfer. This option is directly passed to **ssh**. For more information, see the **ssh -c** option or the **ssh_config** keyword Ciphers.
- C** Enables compression. Passes the **-C** flag to **ssh** to enable compression.
- F ssh_config**
Specifies an alternative per-user configuration file for **ssh**. This option is directly passed to **ssh**. This option has no effect on the z/OS-specific configuration files.
- i identity_file**
Selects the file from which the identity (private key) for RSA or DSA authentication is read. This option is directly passed to **ssh**. For more information, see **ssh**.
- l** Limits the used bandwidth, specified in Kbits.
- o ssh_option**
Can be used to pass options to **ssh** in the format used in the **ssh_config** configuration file. This option is useful for specifying options for which there is no separate **scp** command-line flag. For full details of the available options and their values, see **ssh_config**. The z/OS-specific per-user OpenSSH client configuration options (see **zos_user_ssh_config**) can be specified on **-o**, but the z/OS-specific system-wide options (see **zos_ssh_config**) cannot.

For example:
 1. To use protocol version 1:
`scp -oProtocol=1`
 2. To disable password authentication:
`scp -oPasswordAuthentication=no`
- p** Preserves modification times, access times, and modes from the original file.
- P port**
Specifies the port to connect to on the remote host.
- q** Quiet. Disables the progress meter as well as the warning and diagnostic messages from **ssh**.
- r** Recursively copies entire directories.
- S program**
Name of program to use for the encrypted connection. The program must understand **ssh** options.
- v** Verbose mode. Causes **scp** and **ssh** to print debugging messages about their progress, which is helpful in debugging connection, authentication, and configuration problems.

Environment variables

`_ZOS_OPENSSSH_DEBUG`

Contains z/OS-specific debug information. This environment variable is only used internally and is not for external specification.

`_ZOS_OPENSSSH_MSGCAT`

Identifies the OpenSSH message catalog to be used when sending OpenSSH error messages.

`_ZOS_SMF_FD`

Set to the file descriptor number used for interprocess communication during SMF-related processing. This environment variable is only used internally and is not for external specification.

Exit values

- 0 Successful completion
- >0 An error occurred.

Related information

`sftp`, `ssh`, `sshd`, `ssh-add`, `ssh-agent`, `ssh_config`, `ssh-keygen`, `zos_ssh_config`, `zos_user_ssh_config`

Authors

Timo Rinne and Tatu Ylonen

sftp — Secure file transfer program

Format

```
sftp [1Cv] [-B buffer_size] [-b batchfile] [-F ssh_config] [-o ssh_option] [-P
sftp_server_path] [-R num_requests] [-S program] [-s subsystem | sftp_server] host
```

```
sftp [[user@]host[:file [file]]]
```

```
sftp [[user@]host[:dir[/]]]
```

```
sftp -b batchfile [user@]host
```

Description

`sftp` is an interactive file transfer program similar to `ftp` which performs all operations over an encrypted `ssh` transport. It uses many features of `ssh`, such as public key authentication and compression.

`sftp` connects and logs into the specified host and then enters a subcommand mode.

- The second usage format retrieves files automatically if a non-interactive authentication method is used; otherwise it does so after successful interactive authentication.
- The third usage format allows `sftp` to start in a remote directory.

- The fourth usage format allows for automated sessions using the **-b** option. In such cases, you might have to configure public key authentication to eliminate the need to enter a password at connection time. For more information, see `ssh` and `ssh-keygen`.

IPv6 addresses can be specified by enclosing the address in square brackets.

By default, **sftp** assumes files are binary. Files copied between EBCDIC and ASCII platforms are not converted. Use the `ascii` subcommand to transfer files in ASCII between the local host and the remote host.

OpenSSH can be configured to collect SMF client transfer completion records that are associated with **sftp**. See “Setting up OpenSSH to collect SMF records” on page 50 for more information. See Chapter 12, “SMF Type 119 records for OpenSSH,” on page 173 for more information about the SMF client transfer completion records (subtype 97).

With the PTF for APAR OA37278, OpenSSH can be set up to use ICSF to implement certain **ssh** ciphers and MAC algorithms. This extension enables **sftp** (via **ssh**) to use hardware support when applicable. See “Setting up OpenSSH to use ICSF ciphers and MAC algorithms” on page 51 for more information.

Restriction: The maximum full path name length is 1023 bytes for files processed by **sftp**. Exceeding this maximum might result in unexpected behavior.

Options

-1 Specifies the use of SSH protocol version 1. Because SSH protocol version 1 does not support subsystems, you must specify **-s** with an **sftp-server** path when using this option. This option is only supported if both the local and remote hosts are z/OS systems.

-b *batchfile*

Batch mode reads a series of commands from an input batchfile instead of stdin. Because it lacks user interaction, use it in conjunction with noninteractive authentication. A batchfile of '-' can be used to indicate standard input. **sftp** ends and the exit value is set to nonzero only if any of the following commands fail: **get**, **put**, **rename**, **ln**, **rm**, **rmdir**, **mkdir**, **cd**, **ls**, **lcd**, **chmod**, **chown**, **chgrp**, **lpwd** and **lmkdir**. For an exception, see “Limitations” on page 85. This option causes **sftp** to pass `-oBatchMode=yes` to **ssh**.

Ending on error can be suppressed on a command-by-command basis by prefixing the command with a '-' character.

For example:

```
-rm /tmp/file*
```

-B *buffer_size*

Specifies the size of the buffer that **sftp** uses when transferring files. Larger buffers require fewer round trips at the cost of higher memory consumption. The default is 32768 bytes. If specifying `buffer_size > INT_MAX`, **sftp** only allocates `INT_MAX` at most. For more information, see “Limitations” on page 85.

-C Enables compression. This option is passed to **ssh**.

-F *ssh_config*

Specifies an alternative per-user **ssh_config** configuration file for **ssh**. This option is directly passed to **ssh**. It has no effect on the z/OS-specific configuration files.

-o *ssh_option*

Can be used to pass options to **ssh** in the format used in the **ssh_config** and **zos_user_ssh_config** configuration files. This is useful for specifying options for which there is no separate **sftp** command-line flag. For full details of the available options and their values, see **ssh_config** and **zos_user_ssh_config**. The z/OS-specific per-user OpenSSH client configuration options can be specified on **-o**, but the z/OS-specific system-wide options (see **zos_ssh_config**) cannot.

Example: To specify an alternate port, use:

```
sftp -oPort=24
```

sftp always passes the following options to **ssh**:

- ForwardX11=no
- ForwardAgent=no
- PermitLocalCommand=no
- ClearAllForwardings=yes

-P *sftp_server_path*

Connects directly to the local **sftp-server** (instead of via **ssh**). This option might be useful in debugging the client and server.

Restriction: When this option is specified, SMF client transfer completion records (subtype 97) are not collected.

-R *num_requests*

Specifies the number of requests that can be outstanding at any one time. Increasing this might slightly improve file transfer speed, but increases memory usage. The default is 16 outstanding requests.

-s *subsystem | sftp_server*

Specifies the SSH protocol version 2 subsystem or the path for an **sftp** server on the remote host. An **sftp-server** path is useful for using **sftp** over SSH protocol version 1 or when the remote **sshd** does not have an **sftp** subsystem configured.

-S *program*

Name of the program to use for the encrypted connection. The program must understand **ssh** options.

-v

Enables verbose mode. This option is also passed to **ssh**. Multiple **-v** options increase the verbosity. You can specify up to three **-v** options.

Limitations

Due to limitations in the SECSH protocol with regards to EBCDIC platforms, **sftp** used with SSH protocol version 1 is only supported from z/OS to z/OS. (For information about the IETF SECSH internet drafts, see Appendix C, “RFCs and Internet drafts,” on page 417).

The biggest buffer size that can be allocated is 2147483647(INT_MAX) bytes. INT_MAX is defined in limits.h.

When using **put -p** in conjunction with **-b**, if a failure occurs when preserving permissions or access time on the remote system, **sftp** will not exit and the exit value will not be set to nonzero.

Subcommands

sftp understands a set of commands (subcommands) similar to those of **ftp**.

The following rules apply:

- Commands are not case sensitive.
- Path names that contain spaces must be enclosed in quotes.
- Glob characters (also called wildcard characters) in path names must be escaped with backslash characters (\). For more information about wildcard characters, refer to the section on file name generation in the **sh** command description in *z/OS UNIX System Services Command Reference*.
- Characters preceded by an unescaped pound sign (#) are treated as a comment. Input up to but not including the next newline is discarded.

ascii Changes the data transfer type to ASCII.

For outgoing files, convert from EBCDIC code page of the current locale into ASCII before transferring them to the remote host. For incoming files, convert from ASCII into the code page of the current locale before restoring them on the local host.

Restriction: The **ascii** subcommand is only valid for file transfers between UNIX platforms. It is not valid for file transfers between Windows and UNIX platforms.

binary Changes the data transfer type to binary. This is the default.

bye Quits **sftp**.

cd *path*

Changes the remote directory to *path*.

lcd *path*

Changes the local directory to *path*.

chgrp *grp path*

Changes group of file *path* to *grp*. *grp* must be a numeric GID. *path* can contain glob characters and match multiple files.

chmod *mode path*

Changes permissions of file *path* to *mode*. *path* can contain glob characters and match multiple files.

chown *own path*

Changes owner of file *path* to *own*. *own* must be a numeric UID. *path* can contain glob characters and match multiple files.

exit Quits **sftp**.

get [-Pp] *remote-path* [*local-path*]

Retrieves the *remote-path* and stores it on the local machine. If the local path name is not specified, it is given the same name it has on the remote machine. *remote-path* can contain glob characters and match multiple files. If it matches multiple files and *local-path* is specified, then *local-path* must specify a directory. If the **-P** or **-p** flag is specified, then the file's full permissions and access time are copied as well.

help Displays help text.

lls [*ls-options*] [*path*]

Displays local directory listing of either *path* or current directory if *path* is not specified. *ls-options* is case sensitive. *ls-options* can contain any flags supported by the local system's **ls** command. *path* can contain glob characters and match multiple files.

lmkdir *path*

Creates local directory specified by *path*.

ln *oldpath newpath*

Creates a symbolic link from *oldpath* to *newpath* on the remote host. Same as **symlink**.

lpwd Prints local working directory.**ls** [**-1aflnrSt**] [*path*]

Displays remote directory listing of either *path* or current directory if *path* is not specified. *path* can contain glob characters and match multiple files.

The following flags are recognized and the behavior of **ls** is altered accordingly:

- 1** Produces single-column output.
- a** Lists files beginning with a dot (.).
- f** Does not sort the listing. The default sort order is lexicographical.
- l** Displays additional details including permissions and ownership information.
- n** Produces a long listing with user and group information presented numerically.
- r** Reverses the sort order of the listing.
- S** Sorts the listing by file size.
- t** Sorts the listing by last modification time.

lumask *umask*

Sets local umask to *umask*.

mkdir *path*

Creates remote directory specified by *path*.

progress

Toggles display of progress meter.

put [**-Pp**] *local-path* [*remote-path*]

Uploads *local-path* and stores it on the remote machine. If the *remote-path* name is not specified, it is given the same name it has on the local machine. *local-path* can contain glob characters and match multiple files. If it matches multiple files and *remote-path* is specified, then *remote-path* must specify a directory. If the **-P** or **-p** flag is specified, then the file's permissions and access time are copied as well.

When using **put -p** with **-b**, if a failure occurs when preserving permissions or access time on the remote system, **sftp** will not exit and the exit value will not be set to nonzero.

pwd Displays the remote working directory.**quit** Quits **sftp**.

sftp

- rename** *oldpath newpath*
Renames the remote file from *oldpath* to *newpath*.
- rmdir** *path*
Removes the remote directory specified by *path*.
- rm** *path*
Deletes the remote file specified by *path*.
- symlink** *oldpath newpath*
Creates a symbolic link from *oldpath* to *newpath* on the remote host. Same as **ln**.
- version**
Displays the **sftp** version.
- !** Escapes to local shell.
- ! command**
Executes *command* in the local shell.
- ?** Synonym for **help**.

Environment variables

- _ZOS_OPENSSH_DEBUG**
Contains z/OS-specific debug information. This environment variable is only used internally and is not for external specification.
- _ZOS_OPENSSH_MSGCAT**
Identifies the OpenSSH message catalog to be used when sending OpenSSH error messages.
- _ZOS_SMF_FD**
Set to the file descriptor number used for interprocess communication during SMF-related processing. This environment variable is only used internally and is not for external specification.

Exit values

- 0** Successful completion
- >0** An error occurred. This exit value only occurs when **-b batchfile** is used and any of the following commands fail: **get**, **put**, **rename**, **ln**, **rm**, **rmdir**, **mkdir**, **cd**, **ls**, **lcd**, **chmod**, **chown**, **chgrp**, **lpwd**, and **lmkdir**. For an exception, see “Limitations” on page 85.

Related information

scp, **ssh**, **ssh-add**, **ssh_config**, **ssh-keygen**, **sftp-server**, **sshd**, **zos_ssh_config**, **zos_user_ssh_config**

Author

Damien Miller

sftp-server — SFTP server subsystem

Format

sftp-server [-eh] [-f *log_facility*] [-l *log_level*]

Description

sftp-server is a program that implements the server side of the SFTP protocol. It expects client requests from standard input and writes responses to standard output. **sftp-server** is not intended to be called directly, but by specifying the **sshd_config** keyword Subsystem. See Subsystem for more information about the keyword.

OpenSSH can be configured to collect SMF server transfer completion records that are associated with **sftp-server**. See “Setting up OpenSSH to collect SMF records” on page 50 for more information. See Chapter 12, “SMF Type 119 records for OpenSSH,” on page 173 for more information about the SMF server transfer completion records (subtype 96).

With the PTF for APAR OA37278, OpenSSH can be set up to use ICSF to implement certain **sshd** ciphers and MAC algorithms. This extension enables **sftp-server** (by way of **sshd**) to use hardware support when applicable. See “Setting up OpenSSH to use ICSF ciphers and MAC algorithms” on page 51 for more information.

With the PTF for APAR OA44038, **sftp-server** can convert the files with specified file extensions configured by SftpServerConvert in the `zos_sshd_config` file.⁴ See SftpServerConvert for more information. For outgoing files, **sftp-server** converts the files from EBCDIC code page of the current locale into ASCII before transferring them to the remote client host. For incoming files, **sftp-server** converts the files from ASCII into the code page of the current locale before restoring them on the local host.

Restriction: The maximum full path name length is 1023 bytes for files processed by **sftp-server**. Exceeding this maximum might result in unexpected behavior.

Options

-e **sftp-server** sends log messages to standard error instead of the system log.

-f *log_facility*

Specifies the facility code that is used when logging messages from **sftp-server**. The possible values are: DAEMON, USER, AUTH, LOCAL0, LOCAL1, LOCAL2, LOCAL3, LOCAL4, LOCAL5, LOCAL6, LOCAL7. The default is AUTH.

For more information about these log facilities, see the syslog daemon section in *z/OS Communications Server: IP Configuration Reference*.

-h Displays a summary of options.

-l *log_level*

Specifies which messages will be logged by **sftp-server**. The possible values are: QUIET, FATAL, ERROR, INFO, VERBOSE, DEBUG, DEBUG1, DEBUG2, and DEBUG3. INFO and VERBOSE log transactions that **sftp-server** performs on behalf of the client. DEBUG and DEBUG1 are equivalent. DEBUG2 and DEBUG3 each specify higher levels of debugging output. The default is ERROR.

These logging levels are similar to the syslog daemon priority codes, which are described in the syslog daemon section in *z/OS Communications Server: IP Configuration Reference*.

Environment variables

`_ZOS_OPENSSSH_DEBUG`

Contains z/OS-specific debug information. This environment variable is only used internally and is not for external specification.

`_ZOS_OPENSSSH_MSGCAT`

Identifies the OpenSSH message catalog to be used when sending OpenSSH error messages.

`_ZOS_SFTP_SERVER_CONVERT`

Contains file extensions which are allowed to perform the text file conversion on zOS **sftp-server**. It is only used internally and is not for external specification.

`_ZOS_SMF_FD`

Set to the file descriptor number used for interprocess communication during SMF-related processing. This environment variable is only used internally and is not for external specification.

Related information

`sftp`, `ssh`, `sshd`, `sshd_config`, `zos_sshd_config`

Author

Markus Friedl

ssh — OpenSSH client (remote login program)

Format

```
ssh [-1246AaCfGkKkMNnqsTtVvXxY] [-b bind_address] [-c cipher_spec] [-D
[bind-address:]port] [-e escape_char] [-F configfile] [-i identity_file] [-L
[bind-address:]port:host:hostport] [-l login_name] [-m mac_spec] [-O ctl_cmd] [-o option]
[-p port] [-R [bind-address:] port:host:hostport] [-S ctl_path] [-w local_tun [:remote_tun]]
[user@] hostname [command]
```

Description

ssh (SSH client) is a program for logging into a remote machine and for executing commands on a remote machine. It is an alternative to **rlogin** and **rsh** and provides secure encrypted communications between two untrusted hosts over an insecure network. X11 connections and arbitrary TCP ports can also be forwarded over the secure channel.

ssh connects and logs into the specified host name (with optional user name). If *command* is specified, instead of a login shell being executed, *command* is executed on the remote host. Users must prove their identity to the remote machine using one of several methods, depending on the protocol version used.

Tip: To avoid problems when running as a user that shares a UID, run **ssh** with the **-F** option to specify a user-specific **ssh_config** file. The file should set the `IdentityFile`, `User`, and `UserKnownHostsFile` keywords to the proper user-specific values. You should also specify a user-specific **zos_user_ssh_config** file using the `_ZOS_USER_SSH_CONFIG` environment variable.

With the PTF for APAR OA37278, OpenSSH can be set up to use ICSF to implement certain **ssh** ciphers and MAC algorithms. This extension enables **ssh** to

use hardware support when applicable. See “Setting up OpenSSH to use ICSF ciphers and MAC algorithms” on page 51 for more information.

Options

- 1** Forces **ssh** to try protocol version 1 only. If both **-1** and **-2** are specified, **ssh** uses the option that appears last on the command line.
- 2** Forces **ssh** to try protocol version 2 only. If both **-1** and **-2** are specified, **ssh** uses the option that appears last on the command line.
- 4** Forces **ssh** to use IPv4 addresses only. If both **-4** and **-6** are specified, **ssh** uses the option that appears last on the command line.
- 6** Forces **ssh** to use IPv6 addresses only. If both **-4** and **-6** are specified, **ssh** uses the option that appears last on the command line.
- a** Disables forwarding of the authentication agent connection.
- A** Enables forwarding of the authentication agent connection. This can also be specified on a per-host basis in a **ssh_config** configuration file.

Guideline: Enable agent forwarding with caution. Users with the ability to bypass file permissions on the remote host (for the agent's UNIX-domain socket) can access the local agent through the forwarded connection. Attackers cannot obtain key material from the agent. However, they can perform operations on the keys that enable them to authenticate using the identities loaded into the agent.

-b *bind_address*

Use *bind_address* on the local machine as the source address of the connection. This option is useful only on systems with more than one address.

Rule: The *bind_address* must be the same address family (IPv4 or IPv6) as the remote host name specified on the **ssh** command line.

-c *cipher_spec*

Selects the cipher to use for encrypting the session.

For protocol 1 specifications:

3des 3des (Triple-DES) is an encrypt-decrypt-encrypt triple with three different keys. It is the default.

blowfish

Blowfish is a secure fast block cipher.

des Specifying **des** is strongly discouraged due to cryptographic weakness. It is supported only in **ssh** for interoperability with legacy protocol 1 implementations that do not support the 3DES cipher.

For protocol version 2 specifications, ciphers can be specified in order of preference in a comma-separated list. Valid ciphers include:

3des-cbc

Triple-DES (3DES) algorithm

acss@openssh.org

OpenSSH acss@openssh.org cipher

aes128-cbc

Advanced Encryption Standard (AES) CBC mode with 128-bit key

- aes128-ctr**
Advanced Encryption Standard (AES) CTR mode with 128-bit key
- aes192-cbc**
Advanced Encryption Standard (AES) CBC mode with 192-bit key
- aes192-ctr**
Advanced Encryption Standard (AES) CTR mode with 192-bit key
- aes256-cbc**
Advanced Encryption Standard (AES) CBC mode with 256-bit key
- aes256-ctr**
Advanced Encryption Standard (AES) CTR mode with 256-bit key
- arcfour**
Arcfour algorithm
- arcfour128**
Arcfour algorithm with 128-bit key
- arcfour256**
Arcfour algorithm with 256-bit key
- blowfish-cbc**
Blowfish algorithm
- cast128-cbc**
CAST algorithm
- rijndael-cbc@lysator.liu.se**
Same as Advanced Encryption Standard (AES) CBC mode with 256-bit key

The cipher is typically one long unbroken line; in the following example the cipher is not shown as one unbroken line due to space limitations. The default is:

```
aes128-ctr,aes192-ctr,aes256-ctr,arcfour256,arcfour128,aes128-cbc,
3des-cbc,blowfish-cbc,cast128-cbc,aes192-cbc,aes256-cbc,arcfour,
rijndael-cbc@lysator.liu.se
```

The ciphers list might need to be modified based on the ciphers source used. For more information, see the CiphersSource keyword in the z/OS-specific OpenSSH client configuration files **zos_ssh_config** or **zos_user_ssh_config**.

- C** Requests compression of all data (including stdin, stdout, stderr, and data for forwarded X11 and TCP connections). The compression level can be controlled by the CompressionLevel option for protocol version 1. The default value can be set on a per-host basis in the **ssh_config** configuration file; for more information about the Compression and CompressionLevel options, see **ssh_config**.
- D** [*bind_address*]:*port*
Specifies a local dynamic application-level port forwarding. This type of dynamic port forwarding works by allocating a socket to listen to port on the local side, optionally bound to the specified *bind_address*. Whenever a connection is made to this port, it is forwarded over the secure channel and the application protocol is used to determine where to connect from the remote machine. Currently, the SOCKS4 and SOCKS5 protocol are supported and **ssh** will act as a SOCKS server. Only a superuser can forward privileged ports. Dynamic port forwardings can also be specified in the **ssh_config** configuration file.

IPv6 addresses can be specified with an alternative syntax:

`[bind_address/]port` or by enclosing the address in square brackets. Only the superuser can forward privileged ports. By default, the local port is bound in accordance with the GatewayPorts setting. However, an explicit `bind_address` can be used to bind the connection to a specific address. The `bind_address` of "localhost" indicates that the listening port is to be bound for local use only, while an empty address or "*" indicates that the port should be available from all interfaces.

Appendix B, "OpenSSH - port forwarding examples," on page 413 has examples of port forwarding.

-e *escape_char*

Sets the escape character for sessions with a pty (the default is "~"). The escape character is only recognized at the beginning of a line. The escape character followed by a dot (".") closes the connection, followed by Control-Z suspends the connection, and followed by itself sends the escape character once. Setting the character to "none" disables any escape characters and makes the session fully transparent.

- f** Requests **ssh** to go to the background before command execution. This is useful if **ssh** is going to ask for passwords, password phrases, or passphrases, but the user wants it in the background. This implies **-n**. The recommended way to start X11 programs at a remote site is **ssh -f host xterm**.

Restriction: This option is not supported if ciphers or MAC algorithms are implemented using ICSF.

-F *configfile*

Specifies an alternative per-user **ssh_config** configuration file. If an **ssh_config** configuration file is given on the command line, the system-wide **ssh_config** configuration file (`/etc/ssh/ssh_config`) will be ignored. The default for the per-user **ssh_config** configuration file is `~/.ssh/config`. This option has no effect on the z/OS-specific configuration files.

- g** Allows remote hosts to connect to local forwarded ports.

-i *identity_file*

Selects a file from which the identity (private key) for RSA or DSA authentication is read. The default is `~/.ssh/identity` for protocol version 1. For protocol version 2, the default is `~/.ssh/id_rsa` and `~/.ssh/id_dsa`. Identity files can also be specified on a per-host basis in the **ssh_config** configuration file. It is possible to have multiple **-i** options (and multiple identities specified in the **ssh_config** configuration file).

For a given protocol, identity files are tried in the order they are specified. If key ring certificates have been separately specified, then they will always be tried before identity files. The certificates are used in the order they were specified, followed by the identity files in the order they were specified. The key ring certificates could be specified either via a command-line option by specifying one or more IdentityKeyRingLabel options on the **-o** option, or by specifying the IdentityKeyRingLabel keyword in the **zos_user_ssh_config** file (the z/OS-specific per-user client configuration file).

However, if an identity is loaded in an agent, regardless of whether it originated from a key ring certificate or from a file, then that identity will be tried first.

To sum it up, the order that identities are tried are as follows:

1. Identities in the agent.
2. The key ring certificates on the command-line option
3. Key ring certificates specified in a `zos_user_ssh_config` file
4. Identity files on the command-line option, and then
5. Identity files specified in an `ssh_config` configuration file.

-I *smartcard_device*

(**-I** is the uppercase **-i**). Not supported on z/OS UNIX. Specifies which smart card device to use. The argument is the device that `ssh` should use to communicate with a smart card used for storing the user's private RSA key.

-k Not supported on z/OS UNIX. Disables forwarding (delegation) of GSS-API credentials to the server.

GSS-API stands for Generic Security Services Application Programming Interface. It is a generic API for handling client-server authentication. Because it provides security services to callers in a generic way, supportable with a range of underlying mechanisms and technologies, it allows for source-level portability of applications to different environments. For more details, check IETF standard RFC 2743 at <http://www.ietf.org/rfc/rfc2743.txt>

-K Not supported on z/OS UNIX. Enables GSS-API authentication and forwarding (delegation) of GSS-API credentials to the server

-l *login_name*

Specifies the user to log in as on the remote machine. This option can also be specified on a per-host basis in the `ssh_config` configuration file.

-L [*bind-address*:]*port*:*host*:*hostport*

Specifies that *port* on the local (client) host is to be forwarded to the given host and port on the remote side. This works by allocating a socket to listen to *port* on the local side, optionally bound to the specified *bind_address*. When a connection is made to this port, it is forwarded over the secure channel and a connection is made to *host port hostport* from the remote machine. Port forwardings can also be specified in the `ssh_config` configuration file. Only a superuser can forward privileged ports.

IPv6 addresses can be specified with an alternative syntax:

[*bind_address*/]*port*/*host*/*hostport* or by enclosing the address in square brackets.

By default, the local port is bound in accordance with the GatewayPorts setting. However, an explicit *bind_address* can be used to bind the connection to a specific address. The *bind_address* of "localhost" indicates that the listening port be bound for local use only, while an empty address or '*' indicates that the port should be available from all interfaces.

Appendix B, "OpenSSH - port forwarding examples," on page 413 has examples of port forwarding.

-m *mac_spec*

For protocol version 2, a comma-separated list of MAC (message authentication code) algorithms can be specified in order of preference. `ssh_config` contains a description of MACs.

The MAC algorithms list might need to be modified based on the MAC algorithm source used. For more information, see the MACsSource

keyword in the z/OS-specific OpenSSH client configuration files, `zos_ssh_config` or `zos_user_ssh_config`.

-M Places the `ssh` client into master mode for connection sharing. Multiple **-M** options puts `ssh` into master mode with confirmation required before slave connections are accepted. `ssh_config` contains a description of ControlMaster.

-n Redirects stdin from `/dev/null` (prevents reading stdin). This option must be used when `ssh` is run in the background. A common trick is to use this to run X11 programs on a remote machine.

For example:

```
ssh -n shadows.cs.hut.fi emacs &
```

Result: An emacs session is started on shadows.cs.hut.fi and the X11 connection is automatically forwarded over an encrypted channel. The `ssh` program is put in the background. This does not work if `ssh` needs to ask for a password, password phrase, or passphrase; see the **-f** option.

-N Specifies that a remote command not be executed. This is useful for just forwarding ports (protocol version 2 only). This option overrides the **-t** option.

-o option

Can be used to give options in the format used in the `ssh_config` and `zos_user_ssh_config` configuration files. This is useful for specifying options for which there is no separate command-line flag. For full details of the available options and their values, see `ssh_config` and `zos_user_ssh_config`. The z/OS-specific per-user OpenSSH client configuration options can be specified on **-o**, but the z/OS specific system-wide options (see `zos_ssh_config`) cannot.

For example:

```
ssh -oHostbasedAuthentication=no Billy@us.pok.ibm.com
```

-O *ctl_cmd*

Controls the master process of a multiplexed connection. When the **-O** option is specified, the *ctl_cmd* argument is interpreted and passed to the master process. Valid commands are "check" (check that the master process is running) and "exit" (request the master to exit).

-p *port*

Port to connect to on the remote host. This can be specified on a per-host basis in the `ssh_config` configuration file.

-q Quiet mode. Suppresses most warning and diagnostic messages.

-R [*bind_address*]:*port*:*host*:*hostport*

Specifies that the given port on the remote (server) host is to be forwarded to host and port on the local side. A socket is allocated to listen to *port* on the remote side; when a connection is made, it is forwarded over the secure channel and a connection is made to *host port hostport* from the local machine. Port forwardings can also be specified in the `ssh_config` configuration file. Privileged ports can be forwarded only when logging in as superuser on the remote machine. IPv6 addresses can be specified by enclosing the address in square brackets or using an alternative syntax: `[bind_address]/port/host/hostport`.

By default, the listening socket on the server is bound to the loopback interface only. The default can be overridden by specifying a *bind_address*. An empty *bind_address*, or the address '*', indicates that the remote socket

should listen on all interfaces. Specifying a remote *bind_address* will only succeed if the server's GatewayPorts option is enabled as described in GatewayPorts.

- s Can be used to request invocation of a subsystem on the remote system. Subsystems are a feature of SSH protocol version 2, which facilitates the use of **ssh** as a secure transport for other applications such as **sftp**. The subsystem is specified as the remote command.

For example:

```
ssh -s host subsystem_name
```

User-defined subsystems (those that are not built-in) are only supported when both the OpenSSH client and server are running on a z/OS system. See "Limitations" on page 100 for more information.

-S *ctl_path*

Specifies the location of a control socket for connection sharing. For more information, see the descriptions of the **ssh_config** keywords ControlMaster and ControlPath.

- t Forces pty allocation. This option can be used to execute arbitrary screen-based programs on a remote program, which can be very useful, for example, when implementing menu services. Multiple **-t** options force pty allocation, even if **ssh** has no local tty. Both single and multiple uses of **-t** will be overridden by either the **-T** or **-N** options.
- T Disables pty allocation. This option overrides the **-t** option.
- v Verbose mode. Causes **ssh** to print debugging messages about its progress. This is helpful in debugging connection, authentication, and configuration problems. Multiple **-v** options increase the verbosity. You can specify up to three **-v** options.
- V Displays the current OpenSSH and OpenSSL version information and exits.

-w *local_tun[:remote_tun]*

Not supported on z/OS UNIX. Requests tunnel device forwarding with the specified devices between the client (*local_tun*) and the server (*remote_tun*).

The devices can be specified by numerical ID or the keyword "any", which uses the next available tunnel device. If *remote_tun* is not specified, it defaults to "any". See also the descriptions of the **ssh_config** options Tunnel and TunnelDevice. If the Tunnel option is unset, it is set to the default tunnel mode, which is "point-to-point".

- x Disables X11 forwarding.
 - X Enables X11 forwarding. This can also be specified on a per-host basis in the **ssh_config** configuration file.
- X11 forwarding should be enabled with caution. Users with the ability to bypass file permissions on the remote host (for the user's X authorization database) can access the local X11 display through the forwarded connection. An attacker may then be able to perform activities such as keystroke monitoring.
- For this reason, X11 forwarding is subjected to X11 SECURITY extension restrictions by default. See the description of the **ssh -Y** option and the **ssh_config** option ForwardX11Trusted for more information.
- Y Enables trusted X11 forwarding. Trusted X11 forwardings are not subjected to the X11 SECURITY extension controls.

ssh can additionally obtain **ssh_config** configuration data from a per-user configuration file and a system-wide **ssh_config** configuration file. For file format and configuration options, see **ssh_config**. **ssh** can also obtain z/OS-specific configuration data from a system-wide **zos_ssh_config** configuration file and per-user **zos_user_ssh_config** configuration file. For file format and configuration options, see **zos_ssh_config** and **zos_user_ssh_config**.

Host key checking

In host key checking, **ssh** automatically maintains and checks a database containing identification for all hosts it has ever been used with. Host keys are stored in `~/.ssh/known_hosts` in the user's home directory. Additionally, the `/etc/ssh/ssh_known_hosts` file is automatically checked for known hosts. Any new hosts can be automatically added to the user's file. If a host's identification changes, **ssh** warns about this and disables password authentication to prevent server spoofing or man-in-the-middle attacks, which could otherwise be used to circumvent the encryption. The **ssh_config** keyword `StrictHostKeyChecking` can be used to control logins to machines whose host key is not known or has changed. The keyword is described in `StrictHostKeyChecking`.

Authentication

The OpenSSH SSH client supports SSH protocol version 1 and protocol version 2. Protocol version 2 is the default. These settings can be altered using the **ssh_config** `Protocol` option (described in `Protocol`), or enforced using the `-1` and `-2` options. Both protocols support similar authentication methods, but protocol version 2 is preferred because it provides additional mechanisms for confidentiality (the traffic is encrypted using, for example, AES, 3DES, Blowfish, CAST128, or Arcfour) and integrity (for example, hmac-md5, hmac-sha1, umac-64, hmac-ripemd160). Protocol version 1 lacks a strong mechanism for ensuring the integrity of the connection.

The methods available for authentication are:

- Host-based authentication (disabled by default). See “Host-based authentication.”
- Public key authentication. See “Public key authentication” on page 98.
- Challenge-response authentication (not supported on z/OS UNIX). See “Challenge-response authentication” on page 98.
- Password authentication. See “Password authentication” on page 98.

Authentication methods are tried in the order listed previously, though protocol version 2 has a configuration option to change the default order: the **sshd_config** keyword `PreferredAuthentications`. The keyword is described in `PreferredAuthentications`.

Host-based authentication

In host-based authentication, if the machine the user logs in from is listed in `/etc/hosts.equiv` or `/etc/shosts.equiv` on the remote machine, and the user names are the same on both sides, or if the files `~/.rhosts` or `~/.shosts` exist in the user's home directory on the remote machine and contain a line containing the name of the client machine and the name of the user on that machine, the user is considered for login. Additionally, the server must be able to verify the client's host key for the login to be permitted. (See the description of `~/.ssh/known_hosts` and `/etc/ssh/ssh_known_hosts`.) This authentication method closes security holes due to IP spoofing, DNS spoofing, and routing spoofing.

For more information about host-based authentication, refer to the **ssh_config** keyword `HostbasedAuthentication`.

Guideline: The `/etc/hosts.equiv`, `~/.rhosts`, and `rlogin/rsh` protocol in general, are inherently insecure and the administrator should disable them if security is desired.

Public key authentication

In public key authentication, the scheme is based on public key cryptography, using cryptosystems where encryption and decryption are done using separate keys, and it is not feasible to derive the decryption key from the encryption key. Each user creates a public/private key pair for authentication purposes. The server knows the public key, and only the user knows the private key. `ssh` implements public key authentication protocol automatically, using either the RSA or DSA algorithms. Protocol version 1 is restricted to using only RSA keys, but protocol version 2 can use either.

The `~/.ssh/authorized_keys` file lists the public keys that are permitted for logging in. When the user logs in, `ssh` tells the server which key pair it would like to use for authentication. The client proves that it has access to the private key and the server checks that the corresponding public key is authorized to accept the account.

One method of creating a key pair is by running `ssh-keygen`. This action stores the private key in `~/.ssh/identity` (protocol version 1), `~/.ssh/id_dsa` (protocol version 2 DSA), or `~/.ssh/id_rsa` (protocol version 2 RSA) and stores the public key in `~/.ssh/identity.pub` (protocol version 1), `~/.ssh/id_dsa.pub` (protocol version 2 DSA), or `~/.ssh/id_rsa.pub` (protocol version 2 RSA) in the user's home directory. The user then copies the public key to the `~/.ssh/authorized_keys` file in the home directory on the remote machine. The `authorized_keys` file corresponds to the conventional `~/.rhosts` file, and has one key per line, though the lines can be very long. After this, the user can log in without giving the password.

Another method of creating a key pair is by using digital certificates associated with a SAF key ring, either real or virtual. See “Steps for setting up user authentication when using key rings to store keys” on page 72 for more information about using SAF key rings to manage your keys.

The most convenient way to use public key authentication might be with an authentication agent. See `ssh-agent` for more information.

Challenge-response authentication

In challenge-response authentication, the server sends an arbitrary challenge text and prompts for a response. Protocol version 2 allows multiple challenges and responses; protocol version 1 is restricted to just one challenge and response. Examples of challenge-response authentication include BSD Authentication and PAM (on some non-OpenBSD systems).

Challenge-response authentication is not supported on z/OS UNIX.

Password authentication

Finally, if other authentication methods fail, `ssh` prompts the user for a password and password phrase. The password and password phrase are sent to the remote host for checking; however, because all communications are encrypted, the password and password phrase cannot be seen by anyone listening on the network.

Login session and remote execution

When the user's identity has been accepted by the server, the server either executes the given command or logs into the machine and gives the user a normal shell on the remote machine. All communication with the remote command or shell is automatically encrypted.

If a pseudo terminal (pty) has been allocated (normal login session), the user can use the escape characters in "Escape characters."

If no pty has been allocated, the session is transparent (escape characters are not recognized) and can be used to reliably transfer binary data. Setting the escape character to "none" will also make the session transparent even if a tty is used.

The session terminates when the command or shell on the remote machine exits and all X11 and TCP/IP connections have been closed. The exit status of the remote program is returned as the exit status of **ssh**.

Escape characters

When a pty has been requested, **ssh** supports a number of functions through the use of an escape character.

A single tilde character can be sent as "~~" or by following the tilde by a character other than those described later in this section. The escape character must always follow a newline to be interpreted as a special character. The escape character can be changed in configuration files using the `EscapeChar` configuration option or on the command line by the `-e` option.

The supported escape characters (assuming the default "~") are:

- ~. Disconnect.
- ~^Z Background **ssh**.
- ~& Background **ssh** at logout when waiting for forwarded connections or X11 sessions to terminate.
Restriction: The ~& escape character is not supported if ciphers or MAC algorithms are implemented using ICSF.
- ~# List forwarded connections.
- ~? Display a list of escape characters.
- ~B Send a BREAK to the remote system.
Restriction: The ~B escape character is useful only for protocol version 2 and if the peer supports it.
- ~C Open command line. Use this option to do the following tasks:
 - Add port forwardings using the `-L` and `-R` options (see `-L` option and `-R` option).
 - Cancel existing remote forwardings using the `-KR` option (for example, `-KR[bind_address:]port`).
 - Execute a local command if the `ssh_config` keyword `PermitLocalCommand` enables the feature (for example, `!command`).
 - Get basic help using the `-h` option.
- ~R Request rekeying of the connection.

Restriction: The ~R escape character is useful only for protocol version 2 and if the peer supports it.

X11 forwarding

If the `ForwardX11` keyword is set to "yes" (or, see the description of the `-X`, `-x`, and `-Y` options described in "Options" on page 91) and X11 is in use (the `DISPLAY` environment variable is set), then the connection to the X11 display is automatically forwarded to the remote side. As a result, any X11 program that is started from the shell (or command) goes through the encrypted channel and the connection to the real X server is made from the local machine. The user should not manually set `DISPLAY`. Forwarding of X11 connections can be configured on the command line or in configuration files. For more information about OpenSSH client configuration files, see `ssh_config`.

The `DISPLAY` value set by `ssh` points to the server machine, but with a display number greater than zero. This is normal and happens because `ssh` creates a proxy X server on the server machine for forwarding the connections over the encrypted channel. In other words, the `ssh` server masquerades as an X server.

`ssh` also automatically sets up Xauthority data on the server machine. For this purpose, it generates a random authorization cookie, stores it in Xauthority on the server, and verifies that any forwarded connections carry this cookie and replace it with the real cookie when the connection is opened. The real authentication cookie is never sent to the server machine (and no cookies are sent without encryption).

If the `ForwardAgent` variable is set to "yes" (or, see the description of the `-A` and `-a` options) and the user is using an authentication agent, the connection to the agent is automatically forwarded to the remote side.

TCP forwarding

Forwarding of arbitrary TCP connections over the secure channel can be specified either on the command line or in a configuration file. One possible application of TCP forwarding is a secure connection to a mail server; another is going through firewalls. For more information, see Appendix B, "OpenSSH - port forwarding examples," on page 413.

Running OpenSSH in other locales

Rule: All files used by OpenSSH (such as key files and configuration files) must be in the IBM-1047 code set, with the exception of the `rc` files (`/etc/ssh/sshr` and `~/.ssh/rc`). The `rc` files are parsed by `/bin/sh` and should be in the code set of the current locale. Do not use the `/etc/ssh/sshr` file if there is a possibility of the users on the system running in different locales.

Limitations

User-defined subsystems are only supported when both the OpenSSH client and server are running on z/OS. This is due to a limitation in the SECSH protocol with regards to EBCDIC platforms; for more information about the IETF SECSH RFCs and internet drafts, see Appendix C, "RFCs and Internet drafts," on page 417. User-defined subsystems are specified by using the `sshd_config` Subsystem keyword. Only the built-in `sftp` subsystem is supported for transfers between all platforms.

Restrictions: Some restrictions apply.

- OpenSSH does not run in multibyte locales.

- The SSH client cannot be run from OMVS (which is a 3270 session). **ssh** has been disabled under OMVS because in some situations, passwords are visible while they are being typed by the user.

Examples

When passing shell commands on the SSH invocation line, the backslash escape character is needed to handle the characteristics of specifying a sequential data set or member of a partitioned data set (PDS).

- Copying from the z/OS UNIX file system to a PDS:

```
ssh user@ibm.com "cp ssh.log \\\'\'USER.SSH.LOG(LOG1)\'\' \" "
```
- Copying from the z/OS UNIX file system to a sequential data set:

```
ssh user@ibm.com "cp ssh.log \\\'\'USER.SSH.LOG2\'\' \" "
```

Files

~/.rhosts

This file is used for host-based authentication. On some machines, this file may need to be world-readable if the user's home directory is on an NFS partition, because **sshd** reads it as a superuser. Additionally, this file must be owned by the user and must not have write permissions for anyone else. The recommended permission for most machines is read/write for the user and not accessible by others.

~/.shosts

This file is used in exactly the same way as ~/.rhosts, but allows host-based authentication without permitting login with **rlogin** or **rsh**.

~/.ssh/ This directory is the default location for all user-specific configuration and authentication information. There is no general requirement to keep the entire contents of this directory secret, but the recommended permissions are read/write/execute for the user, and not accessible by others.

~/.ssh/authorized_keys

Lists the public keys (RSA/DSA) that can be used for logging in as this user. For the format of this file, see "Format of the authorized_keys file" on page 125. The content of this file is not highly sensitive, but the recommended permissions are read/write for the user, and not accessible by others.

If this file, the ~/.ssh/ directory, or the user's home directory are writable by other users, then the file could be modified or replaced by unauthorized users. In this case, **sshd** will not allow it to be used unless the value for the **sshd_config** keyword **StrictModes** has been set to "no".

~/.ssh/config

The per-user **ssh_config** configuration file. The file format and configuration options are described in **ssh_config**. Because of the potential for abuse, this file must have strict permissions: read/write for the user, and not writable by others.

~/.ssh/environment

Contains additional definitions for environment variables. For more information, see "Environment variables" on page 103.

~/.ssh/identity, ~/.ssh/id_dsa, ~/.ssh/id_rsa

Contains the private key for authentication. These files contain sensitive data and should be readable by the user but not accessible by others (read/write/execute). Note that **ssh** ignores a private key file if it is

accessible by others. It is possible to specify a passphrase when generating the key; the passphrase will be used to encrypt the sensitive part of this file using 3DES.

~/.ssh/identity.pub, ~/.ssh/id_dsa.pub, ~/.ssh/id_rsa.pub

Contains the public key for authentication. These files are not sensitive and can (but need not) be readable by anyone. The contents of the `~/.ssh/identity.pub` file must be added to `~/.ssh/authorized_keys` on all machines where the user wants to log in using protocol RSA authentication. The contents of the `~/.ssh/id_dsa.pub` and `~/.ssh/id_rsa.pub` file must be added to `~/.ssh/authorized_keys` on all machines where the user wants to log in using protocol version 2 DSA/RSA authentication. These files are never used automatically and are not necessary; they are only provided for the convenience of the user.

~/.ssh/known_hosts

Contains a list of host keys for all hosts that the user has logged into that are not already in the system-wide list of known host keys, `/etc/ssh/ssh_known_hosts`, which is described in “ssh_known_hosts file format” on page 127. This file should be writable only by the owner and the owner must be the user. It can be, but need not be, world-readable.

~/.ssh/rc

Commands in this file are executed by `ssh` when the user logs in, just before the user's shell (or command) is started. For more information about the format, see “Files” on page 129.

~/.ssh/zos_user_ssh_config

The z/OS-specific per-user client configuration file. The file format and configuration options are described in `zos_user_ssh_config`. Because of the potential for abuse, this file must have strict permissions: read/write for the user, and not writable by others.

/etc/hosts.equiv

This file is for host-based authentication. It should only be writable by a superuser. For more information about the format, see “Files” on page 129.

/etc/ssh/shosts.equiv

This file is used in exactly the same way as `/etc/hosts.equiv` but allows host-based authentication without permitting login with `rlogin` or `rsh`.

/etc/ssh/ssh_config

System-wide `ssh_config` configuration file. For file format and configuration information, see `ssh_config`.

/etc/ssh/ssh_host_key, /etc/ssh/ssh_host_dsa_key, /etc/ssh/ssh_host_rsa_key

These three files contain the private parts of the host keys and are used for host-based authentication. If protocol version 1 is used, `ssh` must be setuid 0 because the host key is readable only by a superuser. For protocol version 2, `ssh` uses `ssh_keysign` to access the host keys. This eliminates the requirement that `ssh` be setuid 0 when the host-based authentication is used. By default, `ssh` is not setuid 0.

/etc/ssh/ssh_known_hosts

System-wide list of known host keys. This file must be prepared by the system administrator to contain the public host keys of all machines in the organization, and it must be world-readable. For more information about the format, see “ssh_known_hosts file format” on page 127.

The canonical system name (as returned by name servers) is used by `sshd` to verify the client host when logging in; other names are needed because

ssh does not convert the user-supplied name to a canonical name before checking the key, because someone with access to the name servers would then be able to fool host authentication.

/etc/ssh/sshr

Commands in this file are executed by **ssh** when the user logs in, just before the user's shell (or command) is started. For more information about the format, see "Files" on page 129.

/etc/ssh/zos_ssh_config

z/OS-specific system-wide client configuration file. For file format and configuration information, see `zos_ssh_config`.

Environment variables

ssh typically sets or uses the following environment variables:

_ZOS_OPENSSH_DEBUG

Contains z/OS-specific debug information. This environment variable is only used internally and is not for external specification.

_ZOS_OPENSSH_MSGCAT

Identifies the OpenSSH message catalog to be used when sending OpenSSH error messages.

_ZOS_SMF_FD

Set to the file descriptor number used for interprocess communication during SMF-related processing. This environment variable is only used internally and is not for external specification.

_ZOS_USER_SSH_CONFIG

Specifies the path name of the z/OS-specific per-user OpenSSH client configuration file. The system-wide default is `/etc/ssh/zos_ssh_config` and the user's default is `~/.ssh/zos_user_ssh_config`. If this variable is specified, it replaces the user's default file but not the system-wide default file. See `zos_ssh_config` and `zos_user_ssh_config` for the available keywords. The recommended permissions of the specified file are read/write for the user and not writable by others.

DISPLAY

Indicates the location of the X11 server. It is automatically set by **ssh** to point to a value of the form `hostname:n` where `hostname` indicates the host where the shell runs, and `n` is an integer greater than or equal to 1. **ssh** uses this special value to forward X11 connections over the secure channel. The user should normally not set `DISPLAY` explicitly, as that will render the X11 connection insecure (and require the user to manually copy any required authorization cookies).

HOME

Set to the path for the user's home directory.

LOGNAME

Synonym for `USER`.

MAIL Set to the path of the user's mailbox.

PATH Set to the default `PATH`, as compiled into **ssh**.

SSH_ASKPASS

If **ssh** needs a passphrase, it reads the passphrase from the current terminal if it was run from a terminal. If **ssh** does not have a terminal associated with it, but `DISPLAY` and `SSH_ASKPASS` are set, it executes the

ssh

program specified by `SSH_ASKPASS` and opens an X11 window to read the passphrase. This is particularly useful when calling `ssh` from an `.Xsession` or related script. It is necessary to redirect the input from `/dev/null` to make this work.

SSH_AUTH_SOCK

Identifies the path of a UNIX-domain socket used to communicate with the agent.

SSH_CONNECTION

Identifies the client and server ends of the connection. The variable contains four space-separated values: client ip-address, client port number, server ip-address and server port number.

SSH_ORIGINAL_COMMAND

Contains the original command line if a forced command is executed. It can be used to extract the original arguments.

SSH_TTY

Set to the name of the tty (path to the device) associated with the current shell or command. If the current session has no tty, this variable is not set.

TZ Set to indicate the present time zone if it was set when the daemon was started (the daemon passes the value on to new connections).

USER Set to the name of the user logging in.

Additionally, `ssh` reads `~/.ssh/environment` and adds lines of the format `VARIABLE=value` to the environment if the file exists and if users are allowed to change their environment. For more information, see `PermitUserEnvironment`.

Exit values

`ssh` exits with the exit status of the remote command or with 255 if an error occurred.

Related information

`scp`, `sftp`, `ssh-add`, `ssh-agent`, `ssh_config`, `ssh-keygen`, `ssh-keysign`, `sshd`, `zos_ssh_config`, `zos_user_ssh_config`

Authors

OpenSSH is a derivative of the original and free `ssh` 1.2.12 release by Tatu Ylonen. Aaron Campbell, Bob Beck, Markus Friedl, Niels Provos, Theo de Raadt and Dug Song removed many bugs, re-added newer features and created OpenSSH. Markus Friedl contributed the support for SSH protocol versions 1.5 and 2.0.

ssh-add — Add RSA or DSA identities to the authentication agent

Format

```
ssh-add [-cDdLIXx] [-t life] [file ...]  
ssh-add -s reader  
ssh-add -e reader
```

Description

`ssh-add` adds RSA or DSA identities to the authentication agent, `ssh-agent`. When run without arguments and when neither of the key ring environment variables is

set, it adds the files `~/.ssh/id_rsa`, `~/.ssh/id_dsa`, and `~/.ssh/identity`. Alternative file names can be given on the command line, or identities can be gathered from the user's key ring (real or virtual). To obtain them from SAF key rings, use either the `_ZOS_SSH_KEY_RING` or `_ZOS_SSH_KEY_RING_LABEL` environment variables. For more information about them, see “Environment variables” on page 106.

Tip: Users sharing a UNIX UID should always run **ssh-add** with arguments to specify the identities to be added or removed. If any file requires a passphrase, **ssh-add** asks for the passphrase from the user. The passphrase is read from the user's tty. **ssh-add** retries the last passphrase if multiple identity files are given.

Requirement: The authentication agent must be running and the `SSH_AUTH_SOCK` environment variable must contain the name of its socket for **ssh-add** to work.

Options

- c** Specifies that added identities are subject to confirmation by the `SSH_ASKPASS` program before being used for authentication. You can press Enter or type 'yes' to confirm use of the identities. The `SSH_ASKPASS` program is described in “Environment variables” on page 106.
- d** Removes the identity from the agent. When run without specifying an identity to remove, it removes `~/.ssh/id_rsa`, `~/.ssh/id_dsa`, and `~/.ssh/identity`. If the default identities are not present, **ssh-add** ends with return code 1.

When the identity is specified, **ssh-add** needs to load the public key of the identity first in order to remove it. It looks for the public key in the path name of the identity. If the key is not found, the error messageBad key file is given.
- D** Deletes all identities from the agent.
- e reader**
Not supported in z/OS UNIX. Removes key in the smart card reader.
- l** Lists fingerprints of all identities currently represented by the agent.
- L** Lists public key parameters of all identities currently represented by the agent.
- s reader**
Not supported in z/OS UNIX. Adds key in smart card reader.
- t life** Sets a maximum lifetime when adding identities to an agent. The lifetime can be specified in seconds or in a time format specified in `sshd_config`.
- x** Locks the agent with a password.
- X** Unlocks the agent.

Files

- ~/.ssh/identity**
Contains the protocol version 1 RSA authentication identity of the user.
- ~/.ssh/id_dsa**
Contains the protocol version 2 DSA authentication identity of the user.

ssh-add

`~/.ssh/id_rsa`

Contains the protocol version 2 RSA authentication identity of the user.

Identity files should not be readable by anyone but the user. **ssh-add** ignores identity files if they are accessible by others.

Environment variables

`_ZOS_OPENSSSH_DEBUG`

Contains z/OS-specific debug information. This environment variable is only used internally and is not for external specification.

`_ZOS_OPENSSSH_MSGCAT`

Identifies the OpenSSH message catalog to be used when sending OpenSSH error messages.

`_ZOS_SSH_KEY_RING`

Specifies the key ring owner, followed by that user's SAF key ring name to be used as input, rather than the default or specified file names. The owner and key ring name must be separated by a '/'. All RSA and DSA identities that are in this key ring will be added to the authentication agent. The key ring can be either real or virtual.

For example:

```
KeyRingOwner/KeyRingName
```

If both `_ZOS_SSH_KEY_RING` and `_ZOS_SSH_KEY_RING_LABEL` are set, then only `_ZOS_SSH_KEY_RING_LABEL` is used.

`_ZOS_SSH_KEY_RING_LABEL`

Specifies the key ring owner, followed by that user's SAF key ring and certificate label within the key ring containing the input key, rather than the default or specified file names. The owner and key ring name must be separated by a '/'. One or more blanks separate the key ring name from the certificate label. Labels can contain embedded blanks. When setting the variable on a shell command line, the value must be enclosed in double quotes to preserve the blanks. The key ring can be either real or virtual.

For example:

```
KeyRingOwner/KeyRingName CertLabel
```

If both `_ZOS_SSH_KEY_RING` and `_ZOS_SSH_KEY_RING_LABEL` are set, then only `_ZOS_SSH_KEY_RING_LABEL` is used.

`DISPLAY, SSH_ASKPASS`

If **ssh-add** needs a passphrase, it will read the passphrase from the current terminal if it was run from a terminal. If **ssh-add** does not have a terminal associated with it, but `DISPLAY` and `SSH_ASKPASS` are set, it will execute the program specified by `SSH_ASKPASS` and open an X11 window to read the passphrase. This is particularly useful when calling **ssh-add** from an `.Xsession` or a script. It is necessary to redirect the input from `/dev/null` to make this work.

For example:

```
ssh-add < /dev/null
```

`SSH_AUTH_SOCK`

Identifies the path of a UNIX-domain socket used to communicate with the agent.

Exit values

- 0 Successful completion
- 1 An error occurred. The specified command failed.
- 2 An error occurred. **ssh-add** is unable to contact the authentication agent.

Related information

ssh, **ssh-agent**, **ssh-keygen**, **sshd**

Authors

OpenSSH is a derivative of the original and free ssh 1.2.12 release by Tatu Ylonen. Aaron Campbell, Bob Beck, Markus Friedl, Niels Provos, Theo de Raadt and Dug Song removed many bugs, re-added newer features and created OpenSSH. Markus Friedl contributed the support for SSH protocol versions 1.5 and 2.0.

ssh-agent — Authentication agent

Format

```
ssh-agent [-c | -s] [-d] [-a bind_address] [-t life] [command_string [args ...]]
ssh-agent [-c | -s] -k
```

Description

ssh-agent is a program to hold private keys used for public key authentication (RSA, DSA). The idea is that **ssh-agent** is started in the beginning of an X-session or a login session and all other windows or programs are started as clients to the **ssh-agent** program. Through the use of environment variables, the agent can be located and automatically used for authentication when logging in to other machines using **ssh**.

The agent initially does not have any private keys. Keys are added using **ssh-add**. When executed without arguments, **ssh-add** adds the files `~/.ssh/id_rsa`, `~/.ssh/id_dsa`, and `~/.ssh/identity`. If the identity has a passphrase, **ssh-add** asks for the passphrase (using a small X11 application if running under X11 or from the terminal if running without X11). It then sends the identity to the agent. Several identities can be stored in the agent; the agent can automatically use any of these identities. **ssh-add -l** displays the identities currently held by the agent. Identities stored in the agent will take precedence over an identity specified through **ssh**'s **-i** option or IdentityFile keyword. Refer to the **-i identity_file** description in **ssh** for a summary of the order that identities are tried during public key authentication.

The concept is that the agent run is in the user's local machine. Authentication data need not be stored on any other machine and authentication passphrases never go over the network. However, the connection to the agent is forwarded over SSH remote logins and the user can thus use the privileges given by the identities anywhere in the network in a secure way.

There are two main ways to set up an agent. Either the agent starts a new subcommand into which some environment variables are exported or the agent prints the needed shell commands (either **sh** or **tcsch** syntax can be generated) which can be run with **eval** in the calling shell. Later, **ssh** looks at these variables and uses them to establish an agent. The agent will never send a private key over its request channel. Instead, operations that require a private key will be performed

ssh-agent

by the agent and the result will be returned to the requester. This way, private keys are not exposed to clients using the agent. For example:

For the **sh** syntax:

1. `ssh-agent $SHELL`
2. `eval 'ssh-agent -s'`

For **tcs**h syntax:

1. `ssh-agent $SHELL`
2. `eval 'ssh-agent -c'`

A UNIX-domain socket is created and the name of this socket is stored in the `SSH_AUTH_SOCK` environment variable. The socket is owned by the current user and is thereby accessible to processes running under the same user ID and superusers.

The `SSH_AGENT_PID` environment variable holds the agent's process ID. The agent exits automatically when the command given on the command line terminates.

Options

- a** *bind_address*
Binds the agent to the UNIX-domain socket *bind_address*. The default is `/tmp/ssh-XXXXXXX/agent.<ppid>`.
- c**
Generates C-shell (**tcs**h) commands on stdout. This is the default if `SHELL` looks like it is a csh style of shell.
- d**
Debug mode. When this option is specified, **ssh-agent** will not fork.
- k**
Kills the current agent given by the `SSH_AGENT_PID` environment variable). This is only necessary when **ssh-agent** is run with **eval** in the calling shell. If the agent started a new subshell then exiting the subshell will also kill the agent.
- s**
Generates Bourne shell (**sh**) commands on stdout. This is the default if `SHELL` does not look like it is a csh style of shell.
- t** *life*
Sets a default value for the maximum lifetime of identities added to the agent. The lifetime can be specified in seconds or in a time format specified in **sshd**. A lifetime specified for an identity with **ssh-add** overrides this value. Without this option, the default maximum lifetime is forever.

If a *command_string* is given, this is executed as a subprocess of the agent. When the command ends, so does the agent.

Files

- ~/.ssh/identity**
Contains the protocol version 1 RSA authentication identity of the user.
- ~/.ssh/id_dsa**
Contains the protocol version 2 DSA authentication identity of the user.
- ~/.ssh/id_rsa**
Contains the protocol version 2 RSA authentication identity of the user.

`/tmp/ssh-XXXXXXXXXX/agent.<ppid>`

UNIX-domain sockets used to contain the connection to the authentication agent. `ppid` is the process ID of the agent's parent process. The last eight characters of "XXXXXXXXXX" will match `ppid` if the `ppid` is eight characters. Otherwise, "XXXXXXXXXX" is a system-generated string. These sockets should be readable only by the owner. The sockets should be automatically removed when the agent exits.

Environment variables

`_ZOS_OPENSSSH_DEBUG`

Contains z/OS-specific debug information. This environment variable is only used internally and is not for external specification.

`_ZOS_OPENSSSH_MSGCAT`

Identifies the OpenSSH message catalog to be used when sending OpenSSH error messages.

`SHELL`

Contains the full path name of the current shell.

`SSH_AGENT_PID`

Holds the process ID of the agent.

`SSH_AUTH_SOCK`

Holds the name of the socket through which the agent is accessible.

Exit values

0 Successful completion
> 0 Failure

Related information

`ssh`, `ssh-add`, `ssh-keygen`, `sshd`

Authors

OpenSSH is a derivative of the original and free `ssh` 1.2.12 release by Tatu Ylonen. Aaron Campbell, Bob Beck, Markus Friedl, Niels Provos, Theo de Raadt and Dug Song removed many bugs, re-added newer features and created OpenSSH. Markus Friedl contributed the support for SSH protocol versions 1.5 and 2.0.

ssh-askpass — X11-based passphrase dialog for OpenSSH

Description

`ssh-askpass` is an X11-based passphrase dialog for use with OpenSSH. It is intended to be called from the `ssh-add` program and not invoked directly.

The user interface has a series of LED-like areas which light up one-by-one with each passphrase character entered, beginning from the left-hand edge of the dialog. When they reach the right hand edge, they go dark one-by-one again. This gives the user feedback that passphrase characters have been entered, but does not provide onlookers with a cue as to the length of the passphrase.

Pressing the OK button accepts the passphrase (even if it is empty), which is written to standard output and the dialog exits with a status of zero (success). Pressing the Cancel button discards the passphrase and the dialog exits with nonzero status.

ssh-askpass

The following keystrokes are accepted:

- [Backspace] or [Delete]**
Erases previous character
- [Control+U] or [Control+X]**
Erases entire passphrase
- [Enter], [Control+M], or [Control+J]**
Accepts passphrase (OK)
- [Escape]**
Discards passphrase (Cancel)

Files

/usr/lib/X11/app-defaults

The definition and files for **x11-ssh-askpass** are available at <http://www.jmknoble.net/software/x11-ssh-askpass/>.

Environment variables

_ZOS_OPENSSH_DEBUG

Contains z/OS-specific debug information. This environment variable is only used internally and is not for external specification.

_ZOS_OPENSSH_MSGCAT

Identifies the OpenSSH message catalog to be used when sending OpenSSH error messages.

Exit values

- 0** Successful completion
- > 0** Bad passphrase entered or an error occurred

Related information

ssh, ssh-add, sshd

Authors

Jamie Zawinski, Jim Knoble

ssh-keygen — Authentication key generation, management, and conversion

Format

```
ssh-keygen [-q] [-b bits] [-t type] [-N new_passphrase] [-C comment] [-f
output_keyfile]
ssh-keygen -p [-P old_passphrase] [-N new_passphrase] [-f keyfile]
ssh-keygen -i [-f input_keyfile]
ssh-keygen -e [-f input_keyfile]
ssh-keygen -y [-f input_keyfile]
ssh-keygen -c [-P passphrase] [-C comment] [-f keyfile]
ssh-keygen -l [-f input_keyfile]
ssh-keygen -B [-f input_keyfile]
ssh-keygen -F hostname [-f known_hosts_file] [-H ]
```



```
ssh-keygen -H [-f known_hosts_file]
ssh-keygen -R hostname [--f known_hosts_file]
ssh-keygen -r hostname [-f input_keyfile] [-g]
ssh-keygen -G output_file [-v] [-b bits] [-M memory] [-S start_point]
ssh-keygen -T output_file [-f input_file] [-v] [-a num_trials] [-W generator]
```

Description

ssh-keygen generates, manages, and converts authentication keys for **ssh**. It can create RSA keys for use by SSH protocol version 1 and RSA or DSA keys for use by SSH protocol version 2. The type of key to be generated is specified with the **-t** option. If invoked without any arguments, **ssh-keygen** generates an RSA key for use in SSH protocol 2 connections.

ssh-keygen supports the extraction and conversion of keys that are stored in digital certificates associated with SAF key rings.

ssh-keygen is also used to generate groups for use in Diffie-Hellman Group Exchange (DH-GEX). It is a key agreement method that allows two parties to derive a shared secret key securely over an open (unprotected) network. For more details, check the IETF Internet draft "Diffie-Hellman Group Exchange for the SSH Transport Layer Protocol" at <http://www.ietf.org/rfc/rfc4253.txt>. For additional information, see "Moduli generation" on page 114.

If not using SAF key rings, each user who wants to use SSH with RSA or DSA authentication runs **ssh-keygen** once to create the authentication key in `~/.ssh/identity`, `~/.ssh/id_dsa`, or `~/.ssh/id_rsa`. The system administrator might also use **ssh-keygen** to generate host keys.

This program generates the key and asks for a file in which to store the private key. The public key is stored in a file with the same name but with ".pub" appended. The program also asks for a passphrase. A passphrase is similar to a password, except it can be a phrase with a series of words, punctuation, numbers, white space, or any string of characters you want. Unless it is empty, the passphrase must be greater than 4 characters long. However, good passphrases are 10 to 30 characters long, are not simple sentences or otherwise guessable (English prose has only 1 or 2 bits of entropy per character and provides very bad passphrases), and contain a mix of uppercase and lowercase letters, numbers, and non-alphanumeric characters. The passphrase length must also be less than 1024 characters, or it will be truncated. The passphrase can be changed later using the **-p** option.

You cannot recover a lost passphrase. If the passphrase is lost or forgotten, a new key must be generated and copied to the corresponding public key to other machines.

For RSA1 keys, there is also a comment field in the key file that is only for convenience to the user to help identify the key. The comment can tell what the key is for or whatever is useful. The comment is initialized to "user@host" when the key is created, but can be changed using the **-c** option.

When a change is made to the key (such as a comment or passphrase), the change is applied to the key file only. For the loaded keys in the SSH agent, one has to unload and reload the changed keys.

ssh-keygen

When attempting to change a key, **ssh-keygen** first tries to load the key without a passphrase if one is not specified. If that fails, it will prompt for the passphrase.

Tip: To avoid problems when running as a user that shares a UID, the **-f** option can be used to specify the location of the file to process.

Options

-a *num_trials*

Specifies the number of primality tests or trials to perform when screening DH-GEX candidates using the **-T** command. The minimum number of trials is 4.

-b bits Specifies the number of bits in the key to create. For RSA keys, the minimum size is 768 bits, the maximum size is 32768 bits, and the default is 2048 bits. Generally, 2048 bits is considered sufficient. DSA keys must be exactly 1024 bits as specified by FIPS 186-2.

-B Shows the bubble babble digest of specified private or public key file. Bubble Babble is a text format for fingerprint. For example: 1024 xekib-ridyd-mybuh-fpun-bybir-nagak-netoc-nogib-zacev-sotim-luxex user@host.pok.ibm.com.

-c Requests changing the comment in the private and public key files. This operation is only supported for RSA1 keys. The program will prompt for the file containing the private keys, for the passphrase if the key has one, and for the new comment, when **-P**, **-C**, and **-f** are not specified. It updates both public and private keys. This option is mutually exclusive with the **-p** option. Comments are truncated after 1023 characters. In addition, the comment length is limited by the terminal interface. For long comments up to 1023 characters, use the **-C** option.

-C *comment*

Provides the new comment. The comment is truncated after 1023 characters.

-d Specifies that the DSA type key be created. Same as the **-t dsa** option. It is recommended that **-t dsa** be used instead of **-d**.

-e Reads a private or public OpenSSH key file and prints a public key in RFC 4716 SSH Public Key File Format to stdout. This option allows exporting public keys for use by several commercial SSH implementations.

If using a SAF key ring on the local system, but not on a remote system, this option can be used with the `_ZOS_SSH_KEY_RING_LABEL` environment variable to export your public key from the key ring. The public key can then be copied to the remote system and imported with **ssh-keygen -i**.

Restriction: This option applies to protocol version 2 only.

-f *filename*

If **-F**, **-H**, or **-R** is specified, *filename* specifies the file name of the known_hosts file. For other options, *filename* specifies the file name of the key file. The *filename* is limited to 1023 characters including the 4 characters for ".pub" for the public keys.

For some of the options allowing `[-f input_keyfile]`, the `_ZOS_SSH_KEY_RING_LABEL` environment variable can be used to

specify a key ring and certificate label to be used, overriding the `-f` option. For more information about how the environment variable is used, see `_ZOS_SSH_KEY_RING_LABEL`.

- `-F hostname`
Searches for the specified *hostname* in a `known_hosts` file, listing any occurrences found. Use this option to find hashed host names or addresses. It can also be used in conjunction with the `-H` option to print found keys in a hashed format. If `-f` is not specified, `~/.ssh/known_hosts` is used.
- `-g`
Uses generic DNS resource record format when printing fingerprint resource records using the `-r` command.
- `-G output_file`
Generates candidate primes for DH-GEX.
Rule: These primes must be screened for safety (using the `-T` option) before use.
- `-H`
Hashes a `known_hosts` file. This option replaces all host names and addresses with hashed representations within the specified file; the original contents are moved to a file with a `.old` suffix. These hashes can be used normally by `ssh` and `sshd`, but they do not reveal identifying information if the file's contents are disclosed. This option will not modify existing hashed host names and is therefore safe to use on files that mix hashed and non-hashed names. If `-f` is not specified, `~/.ssh/known_hosts` is used.
- `-i`
Reads an unencrypted private (or public) key file in SSH protocol version 2 format and prints an OpenSSH compatible private (or public) key to stdout. `ssh-keygen` also reads the RFC 4716 SECSH Public Key File Format. This option allows importing keys from several commercial SSH implementations.
- `-l`
Shows the fingerprint of specified public key file. Private protocol version 1 RSA1 keys are also supported. For RSA and DSA keys, `ssh-keygen` tries to find the matching public key file and prints its fingerprint. For example:
1024 7d:74:a5:4b:7b:10:5d:62:4b:9f:f3:1c:14:32:b8:74
user@host.pok.ibm.com
- `-M memory`
Specifies the amount of memory (in megabytes) to use when generating candidate moduli for DH-GEX. The number of specified megabytes must be an integer value greater than 7 and less than 128.
- `-N new_passphrase`
Provides the new passphrase. When `-t type` or `-d` options are used, the `-P` value will be used for passphrase regardless if `-N` is specified. If `-P` is not specified with `-t type` or `-d`, the `-N` value will be used for the passphrase.
Rule: Do not specify passphrases on the command line because this method allows the passphrase to be visible (for example, when the `ps` utility is used).
- `-p`
Requests changing the passphrase of a private key file instead of creating a new private key. The program will prompt for the file containing the private key, for the old passphrase (if not empty), and twice for the new passphrase. This option is mutually exclusive with the `-c` option.
- `-P passphrase`
Provides the old passphrase. When the `-t type` or `-d` options are used, the

ssh-keygen

-P value is used for the passphrase regardless if **-N** is specified. When the **-t type** or **-d** options are used, it is recommended that **-N new_passphrase** be used instead of **-P passphrase**.

Rule: Do not specify passphrases on the command line because this method allows the passphrase to be visible (for example, when the **ps** utility is used).

- q** Suppresses messages. Useful when called from a script.
- r hostname**
Prints the SSHFP fingerprint resource record named *hostname* for the specified public key file. If **-f** is not specified, the default files `/etc/ssh/ssh_host_rsa_key` and `/etc/ssh/ssh_host_dsa_key` are used in sequence.
- R hostname**
Removes all keys belonging to *hostname* from a `known_hosts` file. Use this option to delete hashed hosts (see the **-H** option). If **-f** is not specified, `~/.ssh/known_hosts` is used.
- S start**
Specifies the start point in hexadecimal format when generating candidate moduli for DH-GEX. The specified start point must be a valid hexadecimal value.
- t type** Specifies the type of the key to create. The possible values are "rsa1" for protocol version 1 and "rsa" or "dsa" for protocol version 2. The program will prompt for the file name to contain the private keys and passphrase, if **-P** or **-N**, and **-f** is not specified.
- T output_file**
Tests Diffie-Hellman Group Exchange candidate primes (generated using the **-G** option) for safety.
- U reader**
Not supported in z/OS UNIX. Uploads an existing RSA private key into the smart card in reader.
- v** Verbose mode. Causes **ssh-keygen** to print debugging messages about its progress. The messages are helpful for debugging moduli generation. Multiple **-v** options increase the verbosity. You can specify up to three **-v** options.
- W generator**
Specifies the desired generator when testing candidate module for DH-GEX. Valid generator values are 2, 3, or 5.
- x** Same as **-e**. It is recommended that **-e** be used instead of **-x**.
- X** Same as **-i**. It is recommended that **-i** be used instead of **-X**.
- y** Reads a private OpenSSH format file and prints an OpenSSH public key to stdout.

Moduli generation

You can use **ssh-keygen** to generate groups for the Diffie-Hellman Group Exchange (DH-GEX) protocol. DH-GEX is a key agreement method that allows two parties to derive a shared secret key securely over an open (unprotected) network.

Generating these groups is a two-step process. First, candidate primes are generated using a fast, but memory-intensive process. These candidate primes are then tested for suitability, which is a CPU-intensive process.

Use the **-G** option to generate the primes. You can specify the length of the primes using the **-b** option.

For example:

```
ssh-keygen -G moduli-2048.candidates -b 2048
```

By default, the search for primes begins at a random point in the desired length range. You can override this using the **-S** option, which specifies a different start point (in hex).

After a set of candidates has been generated, the candidates must be tested for suitability using the **-T** option. In this mode, **ssh-keygen** reads the candidates from standard input (or a file specified using the **-f** option).

For example:

```
ssh-keygen -T moduli-2048 -f moduli-2048.candidates
```

By default, each candidate is subject to 100 primality tests. You can override the default by using the **-a** option. The DH generator value is automatically chosen for the prime under consideration. If you want a specific generator, you can request it using the **-W** option. Valid generator values are 2, 3 and 5.

You can install screened DH groups in `/etc/ssh/moduli`.

Requirement: The `/etc/ssh/moduli` file must contain moduli of a range of bit lengths, and both ends of a connection must share common moduli.

Files

`/etc/ssh/moduli`

Contains Diffie-Hellman groups used for DH-GEX. The file format is described in `moduli`.

`~/.ssh/identity`

Contains the protocol version 1 RSA authentication identity of the user. This file should not be readable by anyone but the user. It is possible to specify a passphrase when generating the key; that passphrase will be used to encrypt the private part of this file using 3DES. This file is not automatically accessed by **ssh-keygen**, but it is offered as the default file for the private key. **ssh** reads this file when a login attempt is made.

`~/.ssh/identity.pub`

Contains the protocol version 1 RSA public key for authentication. The contents of this file should be added to the `~/.ssh/authorized_keys` file on all machines where the user wants to log in using RSA authentication. You do not need to keep the contents of this file secret.

`~/.ssh/id_dsa`

Contains the protocol version 2 DSA authentication identity of the user. This file should not be readable by anyone but the user. It is possible to specify a passphrase when generating the key; that passphrase will be used to encrypt the private part of this file using 3DES. This file is not

ssh-keygen

automatically accessed by **ssh-keygen**, but it is offered as the default file for the private key. **ssh** reads this file when a login attempt is made.

~/.ssh/id_dsa.pub

Contains the protocol version 2 DSA public key for authentication. The contents of this file should be added to the `~/.ssh/authorized_keys` file on all machines where the user wants to log in using DSA authentication. You do not need to keep the contents of this file a secret.

~/.ssh/id_rsa

Contains the protocol version 2 RSA authentication identity of the user. This file should not be readable by anyone but the user. It is possible to specify a passphrase when generating the key; that passphrase will be used to encrypt the private part of this file using 3DES. This file is not automatically accessed by **ssh-keygen**, but it is offered as the default file for the private key. **ssh** reads this file when a login attempt is made.

~/.ssh/id_rsa.pub

Contains the protocol version 2 RSA public key for authentication. The contents of this file should be added to `~/.ssh/authorized_keys` on all machines where the user wants to log in using RSA authentication. You do not need to keep the contents of this file secret.

Environment variables

_ZOS_OPENSSH_DEBUG

Contains z/OS-specific debug information. This environment variable is only used internally and is not for external specification.

_ZOS_OPENSSH_MSGCAT

Identifies the OpenSSH message catalog to be used when sending OpenSSH error messages.

_ZOS_SSH_KEY_RING_LABEL

Specifies the key ring owner, followed by that user's SAF key ring and certificate label within the key ring containing the input key, rather than the file specified as `-f input_keyfile`, on some **ssh-keygen** options. The key ring owner and key ring name must be separated by a `'/'`. One or more blanks separate the key ring name from the certificate label. Labels can contain embedded blanks. When setting the variable on a shell command line, the value must be enclosed in double quotes to preserve the blanks.

For example:

```
KeyRingOwner/KeyRingName CertLabel
```

The key ring can be either real or virtual.

This variable is used on the following options: `-e`, `-l`, `-r`, `-y`, and `-B`. Other options that use the `-f input_keyfile` will ignore this variable.

Exit values

0	Successful completion
> 0	Failure

Related information

`ssh`, `ssh-add`, `ssh-agent`, `sshd`

Authors

OpenSSH is a derivative of the original and free ssh 1.2.12 release by Tatu Ylonen. Aaron Campbell, Bob Beck, Markus Friedl, Niels Provos, Theo de Raadt and Dug Song removed many bugs, re-added newer features and created OpenSSH. Markus Friedl contributed the support for SSH protocol versions 1.5 and 2.0.

ssh-keyscan — Gather ssh public keys

Format

```
ssh-keyscan [-46Hv] [-f file] [-p port] [-T timeout] [-t type] [host | addrlist namelist]
[...]
```

Description

ssh-keyscan is a command for gathering the public host keys for a number of hosts. It aids in building and verifying `ssh_known_hosts` files. **ssh-keyscan** provides a minimal interface suitable for use by shell and Perl scripts.

ssh-keyscan uses non-blocking socket I/O to contact as many hosts as possible in parallel, so it is very efficient. For successful host key collection, you do not need login access to the machines that are being scanned, nor does the scanning process involve any encryption.

If a machine being scanned is down or is not running **sshd**, the public key information cannot be collected for that machine. The return value is not altered and a warning message might be displayed.

For example:

```
ssh-keyscan hostname1 hostname2
hostname1: exception!
(hostname2's rsa1 key displayed here)
```

Options

- 4** Forces **ssh-keyscan** to use IPv4 addresses only. If both **-4** and **-6** are specified, **ssh-keyscan** uses the option that appears last on the command line.
- 6** Forces **ssh-keyscan** to use IPv6 addresses only. If both **-4** and **-6** are specified, **ssh-keyscan** uses the option that appears last on the command line.
- f file** Reads *hosts* or *addrlist namelist* pairs from this file, one per line. If **-** is supplied instead of a file name, **ssh-keyscan** reads *hosts* or *addrlist namelist* pairs from the standard input.
- H** Hashes all host names and addresses in the output. Hashed names can be used normally by **ssh** and **sshd**, but they do not reveal identifying information if the host's contents are disclosed.
- p port** Port to connect to on the remote host.
- t type** Specifies the type of the key to fetch from the scanned hosts. The possible values are "rsa1" for protocol version 1 and "rsa" or "dsa" for protocol version 2. If the **-t** option is not specified, **ssh-keyscan** searches only for

ssh-keyscan

SSH protocol version 1 keys ("rsa1") by default. If the target machine does not support SSH protocol version 1, then nothing is returned or displayed for that machine

-T *timeout*

Sets the timeout for connection attempts. If timeout seconds have elapsed since a connection was initiated to a host or since the last time anything was read from that host, then the connection is closed and the host in question considered unavailable. The default is 5 seconds.

-v

Verbose mode. Causes **ssh-keyscan** to print debugging messages about its progress. Multiple **-v** options increase the verbosity. You can specify up to three **-v** options.

File formats

Input format

Each line of the input file shall consist of either *hosts* or *addrlist namelist* pairs. *Hosts* is either a single or comma-delimited list of hosts. *Addrlist* is a single or comma-separated list of IP addresses and *namelist* is either a single or comma-delimited list of hosts. *Addrlist namelist* pairs are separated by white space.

Example: Examples of input file lines:

```
1.2.3.4
name.my.domain
1.2.3.4,1.2.4.4
1.2.3.4,1.2.4.4 name.my.domain,name,n.my.domain,n
name.my.domain,1.2.3.4,name,n,1.2.4.4,n.my.domain
```

Output format for rsa1 keys

host-or-namelist bits exponent modulus

Output format for rsa and dsa keys

host-or-namelist keytype base64-encoded-key where keytype is either *ssh-rsa* for an RSA key or *ssh-dss* for a DSA key

Files

/etc/ssh/ssh_known_hosts

System-wide list of known host keys. This file should be prepared by the system administrator to contain the public host keys of all machines in the organization. See "ssh_known_hosts file format" on page 127 for further details of the format of this file. This file must be writeable only by the owner and only be world-readable.

Environment variables

_ZOS_OPENSSH_DEBUG

Contains z/OS-specific debug information. This environment variable is only used internally and is not for external specification.

_ZOS_OPENSSH_MSGCAT

Identifies the OpenSSH message catalog to be used when sending OpenSSH error messages.

Exit values

- 0 Successful completion
- > 0 An error occurred

Usage note

`ssh-keyscan` generates Connection closed by remote host messages on the consoles of all the machines it scans if the server is older than version 2.9. The connection is closed because it opens a connection to the `ssh` port, reads the public key, and drops the connection as soon as it gets the key.

Related information

`ssh`, `sshd`

Authors

David Mazieres wrote the initial version, and Wayne Davison added support for protocol version 2.

ssh-keysign — ssh helper program for host-based authentication

Format

`ssh-keysign`

Description

`ssh-keysign` is used by `ssh` to access the local host keys and generate the digital signature that is required during host-based authentication with SSH protocol version 2. `ssh-keysign` is not intended to be invoked by the user, but from `ssh`. See `ssh` and `sshd` for more information about host-based authentication.

`ssh-keysign` is disabled by default. It can only be enabled in the global client configuration file `/etc/ssh/ssh_config` by setting `EnableSSHKeysign` to "yes".

Files

`/etc/ssh/ssh_config`

Controls whether `ssh-keysign` is enabled. `EnableSSHKeysign` must be set to "yes" in this file.

`/etc/ssh/ssh_host_dsa_key`, `/etc/ssh/ssh_host_rsa_key`

These files contain the private parts of the host keys used to generate the digital signature. They should be owned by a superuser, readable only by a superuser, and not accessible by others.

Restriction: Because they are readable only by UID 0, `ssh-keysign` must be `setuid 0` if host-based authentication is used.

Environment variables

`_ZOS_OPENSSSH_DEBUG`

Contains z/OS-specific debug information. This environment variable is only used internally and is not for external specification.

`_ZOS_OPENSSSH_MSGCAT`

Identifies the OpenSSH message catalog to be used when sending OpenSSH error messages.

Exit values

0 Successful completion

ssh-keysign

> 0 An error occurred

Related information

ssh, ssh-keygen, ssh_config, sshd

Authors

Markus Friedl

ssh-rand-helper — Gather random numbers for OpenSSH

Format

ssh-rand-helper [-hvxX] [-b *bytes*]

Description

ssh-rand-helper is a small helper program used by **ssh**, **ssh-add**, **ssh-agent**, **ssh-keygen**, **ssh-keyscan**, **ssh-keysign**, and **sshd** to gather random numbers of cryptographic quality.

Typically, **ssh-rand-helper** generates a strong random seed and provides it to the calling program via standard output. If standard output is a tty, **ssh-rand-helper** instead prints the seed in hexadecimal format unless told otherwise.

By default, **ssh-rand-helper** gathers random numbers from the commands listed in `/etc/ssh/ssh_prng_cmds`. The output of each of the commands listed is hashed and used to generate a random seed for the calling program. The `_ZOS_SSH_PRNG_CMDS_TIMEOUT` environment variable can be used to control the timeout value when running a command. **ssh-rand-helper** also stores seed files in `~/.ssh/prng_seed` between executions.

Options

This program is not intended to be run by the end user, so the few command-line options are for debugging purposes only.

- b** *bytes*
Specifies the number of random bytes to include in the output.
- h**
Displays a summary of options.
- v**
Turns on debugging messages. Multiple **-v** options increase the debugging level. You can specify up to three **-v** options.
- x**
Specifies that seeds are to be output in hexadecimal format instead of binary format.
- X**
Forces output of a binary seed, even if standard output is a tty.

Files

~/.ssh/prng_seed
Seed file used by **ssh-rand-helper**.

/etc/ssh/ssh_prng_cmds
Contains the system commands used to generate random data. This file can be modified by a system administrator to control the trade-off between the level of randomness and performance.

Environment variables

`_ZOS_OPENSSSH_DEBUG`

Contains z/OS-specific debug information. This environment variable is only used internally and is not for external specification.

`_ZOS_OPENSSSH_MSGCAT`

Identifies the OpenSSH message catalog to be used when sending OpenSSH error messages.

`_ZOS_SSH_PRNG_CMDS_TIMEOUT`

The timeout value used by **ssh-rand-helper** when running a command from the `/etc/ssh/ssh_prng_cmds` file. The timeout value is in milliseconds and has a minimum value of 1 and a maximum value of 2147483646. The default value is 1000. To determine if the software algorithm **ssh-rand-helper** is being used instead of hardware support to generate a random seed for an OpenSSH command, see “Verifying if hardware support is being used” on page 49.

Exit values

- 0 Successful completion
- > 0 An error occurred.

Related information

`ssh`, `ssh-add`, `ssh-keygen`, `sshd`

Author

Damien Miller

sshd — OpenSSH daemon

Format

```
sshd [-46dDeiqt] [-b bits] [-f config_file] [-g login_grace_time] [-h host_key_file] [-k key_gen_time] [-o option] [-p port] [-u len]
```

Description

sshd (OpenSSH daemon) is the daemon program for **ssh**. Together, these programs are an alternative to **rlogin** and **rsh** and provide encrypted communications between two untrusted hosts over an insecure network.

sshd listens for connections from clients. It is typically started when z/OS UNIX is initialized. (See Chapter 5, “For system administrators,” on page 21 for more information about starting **sshd**.) It forks a new daemon for each incoming connection. The forked daemons handle key exchange, encryption, authentication, command execution, and data exchange. This implementation of **sshd** supports both SSH protocol versions 1 and 2 simultaneously. The default **sshd** configuration only runs protocol version 2

OpenSSH can be configured to collect SMF login failure records for **sshd** as well as server transfer completion records that are associated with “internal-sftp”. See “Steps for setting up the system to collect OpenSSH SMF records” on page 50 for more information. See Chapter 12, “SMF Type 119 records for OpenSSH,” on page 173

sshd

173 for more information about the SMF login failure records (subtype 98) and server transfer completion records (subtype 96).

With the PTF for APAR OA37278, OpenSSH can be set up to use ICSF to implement certain **sshd** ciphers and MAC algorithms. This extension enables **sshd** to use hardware support when applicable. See “Setting up OpenSSH to use ICSF ciphers and MAC algorithms” on page 51 for more information.

Options

sshd can be configured using command-line options or a **sshd_config** configuration file (the default is `/etc/ssh/sshd_config`); command-line options override values specified in the configuration file. **sshd** can also obtain z/OS-specific configuration data from a system-wide `/etc/ssh/sshd_config` configuration file.

sshd rereads its configuration files, including z/OS-specific files, when it receives a hang up signal, `SIGHUP`, by executing itself with the name and options it was started with; for example, `/usr/sbin/sshd`.

For more information about the configuration files, see `sshd_config` and `zos_sshd_config`.

- 4** Forces **sshd** to use IPv4 addresses only. If both **-4** and **-6** are specified, **sshd** uses the option that appears last on the command line.
- 6** Forces **sshd** to use IPv6 addresses only. If both **-4** and **-6** are specified, **sshd** uses the option that appears last on the command line.
- b bits** Specifies the number of bits in the ephemeral protocol version 1 server key (default 768).
- d** Debug mode. The server sends verbose debug output to the system log (if **sshd** is invoked with **-i**) or `stderr`, and does not put itself in the background. The server also will not fork and will only process one connection. This option is only intended for debugging for the server. Multiple **-d** options increase the debugging level. You can specify up to three **-v** options.
- D** **sshd** does not fork and does not become a daemon. This allows for easy monitoring of **sshd**.
- e** **sshd** sends the output to standard error instead of the system log. This option is only useful when **sshd** is not running as a daemon (for example, when **sshd** is started with the **-D** option).
- f config_file**
Specifies the name of the **sshd_config** configuration file. The default is `/etc/ssh/sshd_config`. **sshd** will not start if there is no **sshd_config** configuration file. This option has no effect on the z/OS-specific configuration file.
- g login_grace_time**
Gives the grace time for clients to authenticate themselves (default 120 seconds). If the client fails to authenticate the user within this many seconds, the server disconnects and exits. A value of zero indicates no limit.
- h host_key_file**
Specifies a file from which a host key is read.

If **sshd** is not run as UID(0), a host key must often be provided by another method because the default host key files are normally not readable by anyone but a superuser. Host keys can be provided by either using this option or by specifying a host key with either the `HostKey` or `HostKeyRingLabel` configuration options. For full details of the options and their values, see `sshd_config` and `zos_sshd_config`.

The default host key file is `/etc/ssh/ssh_host_key` for protocol version 1. For protocol version 2, the default host key files are `/etc/ssh/ssh_host_rsa_key` and `/etc/ssh/ssh_host_dsa_key`. It is possible to have multiple host keys for the different protocol versions and host key algorithms.

- i Specifies that **sshd** is being run from **inetd**. **sshd** is normally not run from **inetd** because it needs to generate the server key before it can respond to the client and this might decrease performance. Clients would have to wait too long if the key was regenerated every time. However, with small key sizes (such as 512), using **sshd** from **inetd** might be feasible.
- k *key_gen_time* Specifies how often the ephemeral protocol version 1 server key is regenerated (default 3600 seconds or one hour). The motivation for regenerating the key fairly often is that the key is not stored anywhere, and after about an hour, it becomes impossible to recover the key for decrypting intercepted communications even if the machine is cracked into or physically seized. A value of zero indicates that the key will never be regenerated. The key will only be regenerated if it has been used.
- o *option* Can be used to give options in the format used in the `sshd_config` and `zos_sshd_config` configuration files. This is useful for specifying options for which there is no separate command-line flag. For full details of the options and their values, see `sshd_config` and `zos_sshd_config`.
- p *port* Specifies the port on which the server listens for connections (default 22). Multiple port options are permitted. Ports specified in the `sshd_config` configuration file with the `Port` option are ignored when a command-line port is specified. Ports specified using the `ListenAddress` option override command-line ports. More information about those options can be found in `Port` and `ListenAddress`.
- q Quiet mode. Nothing is sent to the system log. Typically, the beginning, authentication, and termination of each connection is logged.
- t Test mode. Only checks the validity of the `sshd_config` configuration file and sanity of the keys. This option is useful for updating **sshd** reliably because configuration options might change.
- u *len* This option is used to specify the size of the field in the `utmpx` structure that holds the remote host name. If the resolved host name is longer than *len*, the dotted decimal value will be used instead. This allows hosts with very long host names that overflow this field to still be uniquely identified. Specifying `-u0` indicates that only dotted decimal addresses should be put into the `utmpx` file. `-u0` can also be used to prevent **sshd** from making DNS requests unless the authentication mechanism or configuration requires it. Authentication mechanisms that might require DNS include `Rhostsauthentication`, `RhostsRSAAuthentication`, `HostbasedAuthentication`,

and using a *from="pattern-list"* option in a key file. Configuration options that require DNS include using a *user@host* pattern in AllowUsers or DenyUsers.

Authentication

The OpenSSH SSH daemon supports SSH protocols versions 1 and 2. Protocol version 2 is supported by default, though this can be changed by using the Protocol keyword in **sshd_config**. (The keyword is described in Protocol.) Protocol version 2 supports both RSA and DSA keys; protocol version 1 only supports RSA keys. For both protocols, each host has a host-specific key used to identify the host.

Forward security for protocol version 1 is provided through an additional server key that is generated when the server starts. This key is typically regenerated every hour if it has been used, and is never stored on disk. Whenever a client connects, the daemon responds with its public host and server keys. The client compares the RSA host key against its own database to verify that it has not changed. The client then generates a 256-bit random number. It encrypts this random number using both the host key and the server key, and sends the encrypted number to the server. Both sides then use this random number as a session key which is used to encrypt all further communications in the session. The rest of the session is encrypted using a conventional cipher, currently Blowfish or 3DES, with 3DES being used by default. The client selects the encryption algorithm to use from those offered by the server.

For protocol version 2, forward security is provided through a Diffie-Hellman key agreement. This key agreement results in a shared session key. The rest of the session is encrypted using a symmetric cipher. The client selects the encryption algorithm to use from those offered by the server. For a list of ciphers, see Ciphers. Additionally, session integrity is provided through a cryptographic message authentication code. For a list of MACs keywords, see MACs.

Finally, the server and the client enter an authentication dialog. The client tries to authenticate itself using host-based authentication (which is disabled by default), public key authentication, challenge-response authentication (which is not supported on z/OS UNIX), or password authentication.

If the client successfully authenticates itself, a dialog for preparing the session is entered. At this time the client can request tasks such as allocating a pty, forwarding X11 connections, forwarding TCP connections, or forwarding the authentication agent connection over the secure channel.

After this, the client either requests a shell or execution of a command. The sides then enter session mode. In this mode, either side can send data at any time, and such data is forwarded to and from the shell or command on the server side, and the user terminal on the client side.

When the user program terminates and all forwarded X11 and other connections have been closed, the server sends command exit status to the client, and both sides exit.

Login process

When a user successfully logs in and privilege separation is disabled, **sshd** goes through the following series of steps. If privilege is enabled, then Step 4 is done

first, and then Steps 1, 2, 3, 5, 6, 7, 8, and 9 in that order. As a result, the `/etc/motd`, `/etc/nologin` and `~/.hushlogin` path names are relative to the user's new root directory.

1. If the login is on a tty and no command has been specified, prints last login time and `/etc/motd` (unless prevented in the configuration file or by `~/.hushlogin`; see “Files” on page 129 for details).
2. If the login is on a tty, records login time to the utmpx database.
3. If the user is not a superuser, checks `/etc/nologin`; if it exists, prints contents and quits.
4. Changes to run with normal user privileges. The changes include processing the `sshd_config` `ChrootDirectory` keyword. As a result, path name processing after this point is relative to the user's new root directory. The keyword is described in `ChrootDirectory`.
5. Sets up basic environment.
6. Reads the `~/.ssh/environment` file if it exists and if users are allowed to change their environment. See the keyword `PermitUserEnvironment`.
7. Changes to the user's home directory.
8. If the `~/.ssh/rc` file exists, runs it; or, if `/etc/ssh/sshr` exists, runs it; otherwise runs the `xauth` program. The rc files are given the X11 authentication protocol and cookie in standard input. This method of reading only the first startup file found differs from that of the z/OS shells.
9. Runs the user's shell or command.

Format of the authorized_keys file

The `AuthorizedKeysFile` keyword specifies the file containing public keys for public key authentication. If none is specified, the default is `~/.ssh/authorized_keys`.

Each line of the file contains one key specification (empty lines and lines starting with `#` are ignored as comments).

- Protocol version 1 public keys consist of the following space-separated fields: options, bits, exponent, modulus, comment. The bits, exponent, modulus, and comment fields give the RSA key for protocol version 1.
- Protocol version 2 public keys that are not in key rings consist of options, keytype, base64-encoded key, comment. The options field is optional; its presence is determined by whether the line starts with a number (the options field never starts with a number).

Protocol version 2 public keys that are in a key ring only consist of options, one of which must be the *zos-key-ring-label* option.

For protocol version 2, the keytype is "ssh-dss" or "ssh-rsa".

Lines in this file are typically several hundred bytes long (because of the size of the public key encoding) up to a limit of 8 kilobytes, which permits DSA keys up to 8 kilobits and RSA keys up to 16 kilobits. To avoid typing them, copy the `identity.pub`, `id_dsa.pub`, or `id_rsa.pub` file and edit it.

sshd enforces a minimum RSA key modulus size for protocol version 1 and protocol version 2 keys of 768 bits.

The options field (if present) consists of comma-separated option specifications. No spaces are permitted, except within double quotes. The following option specifications are supported (note that option keywords are not case sensitive):

command="command"

Specifies that the command is executed whenever this key is used for authentication. The command supplied by the user (if any) is ignored. The command is on a pseudo terminal (pty) if the client requests a pty; otherwise it is run without a tty. If an 8-bit clean channel is required, do not request a pty or should specify no-pty. A quote can be included in the command by quoting it with a backslash. This option can be useful to restrict certain public keys to perform just a specific operation. An example might be a key that permits remote backups but nothing else. The client can specify any combination of TCP and X11 forwarding unless they are explicitly prohibited. The command originally supplied by the client is available in the `SSH_ORIGINAL_COMMAND` environment variable. This option applies to shell, command, or subsystem execution.

environment="NAME=value"

Specifies that the string is to be added to the environment when logging in using this key. Environment variables set this way override other default environment values. See "Environment variables" on page 103 in **ssh** for more information. Multiple options of this type are permitted. Environment processing is disabled by default and is controlled by means of the `PermitUserEnvironment` option. This option is automatically disabled if `UseLogin` is enabled.

See `PermitUserEnvironment` for information about environment variable processing and precedence rules. The **sshd_config** keyword `UseLogin` is documented in `UseLogin`.

from="pattern-list"

Specifies that in addition to public key authentication, the canonical name of the remote host must be present in the comma-separated list of patterns. The purpose of this option is to increase security; public key authentication by itself does not trust the network or name servers or anything but the key. However, if the key is stolen, this additional option makes using a stolen key more difficult because name servers and routers would have to be compromised in addition to just the key.

See "Patterns" on page 145 for more information about patterns.

no-agent-forwarding

Prevents authentication agent forwarding when this key is used for authentication.

no-port-forwarding

Prevents TCP forwarding when this key is used for authentication. Any port forward requests by the client will return an error. This option can be used in conjunction with the `command` option.

no-pty Prevents tty allocation (a request to allocate a pty will fail).

no-user-rc

Disables execution of the `~/.ssh/rc` file.

no-X11-forwarding

Prevents X11 forwarding when this key is used for authentication. Any X11 forward requests by the client will return an error.

permitopen="host:port"

Limits local **ssh -L** port forwarding such that it can only connect to the specified host and port. IPv6 addresses can be specified with an alternate syntax: *host/port*. Use commas to separate multiple `permitopen` options. No pattern matching is performed on the specified host names.

Restriction: The maximum number of permitted opens is 100.

Appendix B, “OpenSSH - port forwarding examples,” on page 413 has examples of port forwarding.

`tunnel="n"`

This option is ignored on z/OS UNIX. Forces a tunnel device on the server. Without this option, the next available device is used if the client requests a tunnel.

`zos-key-ring-label="KeyRingOwner/KeyRingName label"`

Specifies the key ring owner, key ring name, and the certificate label within the key ring on the OpenSSH server that contains the user's public key. One or more blanks separate the key ring (real or virtual) name from the certificate label. Certificate labels can contain embedded blanks. The option value must be enclosed in double quotes. Key fields following the options (on the same line) are ignored.

Requirements: These requirements must be met.

- The certificate must be copied from the client system and added to the user's key ring on the OpenSSH server.
- If the user is not storing the authorized keys in a key ring, then the public key must be extracted from the certificate and added to the user's authorized keys on the OpenSSH server.

If a key ring is being used on the server side (for example, SSHAuthKeysRing), it was created in the user authentication setup described in “Steps for setting up user authentication when using key rings to store keys” on page 72.

An example of an `authorized_keys` file:

```
# Comments allowed at start of line
ssh-rsa AAAAB3Nza...LiPk== user@example.net
from="*.sales.example.net,!pc.sales.example.net" ssh-rsa AAAAB2...19Q== john@example.net
command="dump /home",no-pty,no-port-forwarding ssh-dss AAAAC3...51R== example.net
permitopen="192.0.2.1:80",permitopen="192.0.2.2:25" ssh-dss AAAAB5...21S==
tunnel="0",command="sh /etc/netstart tun0" ssh-rsa AAAA...=jane@example.net
zos-key-ring-label="KeyRingOwner/SSHAuthKeysRing uniq-ssh-rsa"
from="*.example.com",zos-key-ring-label="KeyRingOwner/SSHAuthKeysRing uniq-ssh-dsa"
```

ssh_known_hosts file format

The `/etc/ssh/ssh_known_hosts` and `~/.ssh/known_hosts` files contain the host public keys for all known hosts. The use of the global file is optional; if it is used, it must be prepared by the administrator. The per-user file is maintained automatically. Each time the user connects from an unknown host, the key of that unknown host is added to the per-user file

Each line in these files contains the following fields, and the fields are separated by spaces:

For RSA1 from the `identity.pub` file:

hostnames, bits, exponent, modulus, comment.

For RSA or DSA from the `id_rsa.pub` or `id_dsa.pub` files:

hostnames, key-type, public-key, comment

For RSA or DSA from the key ring:

hostnames, zos-key-ring-label="KeyRingOwner/KeyRingName label"

zos-key-ring-label specifies the key ring owner, key ring name of the name of the known_hosts SAF key ring, and the certificate label of the certificate within the key ring on the OpenSSH client that contains the host public key. One or more blanks separate the key ring (real or virtual) name from the certificate label. Certificate labels can contain embedded blanks. The option value must be enclosed in double quotes. Any fields following *zos-key-ring-label* on the same line are ignored. The *zos-key-ring-label* specification keyword is not case sensitive.

Requirement: The certificate must be copied from the server system and added to the known hosts file or key ring on the OpenSSH client.

If a key ring is being used on the client side, for example, SSHKnownHostRing, the key ring was created in the server authentication setup as described in “Steps for setting up server authentication when keys are stored in key rings” on page 29.

Hostnames is a comma-separated list of patterns (* and ? act as wildcards). Each pattern is matched against the canonical host name when authenticating a client or against the user-supplied name when authenticating a server. A pattern can also be preceded by ! to indicate negation. If the host name matches a negated pattern, it is not accepted by that line even if it matched another pattern on the line. A hostname or address can optionally be enclosed within '[' and ']' brackets, then followed by ':' and a nonstandard port number.

Alternatively, hostnames can be stored in a hashed form which hides host names and addresses if the file's contents are disclosed. Hashed hostnames start with a '|' character. Only one hashed hostname can appear on a single line and none of the above negation or wildcard operators can be applied.

Bits, exponent, and modulus are taken directly from the RSA host key. They can generally be obtained from the /etc/ssh/ssh_host_key.pub file. The optional comment field continues to the end of the line.

Lines starting with # and empty lines are ignored as comments.

When performing host authentication, authentication is accepted if any matching line has the proper key. It is thus permissible (but not recommended) to have several lines or different host keys for the same names. This will happen when short forms of host names from different domains are put in the file. It is possible that the files contain conflicting information. Authentication is accepted if valid information can be found from either file.

The lines in these files are typically hundreds of characters long and should be generated by a script or by taking /etc/ssh/ssh_host_key.pub and adding the host names at the front.

An example of a ssh_known_hosts file:

```
# Comments allowed at start of line
closenet,...,192.0.2.53 1024 37 159...93 closenet.example.net
cvs.example.net,192.0.2.10 ssh-rsa AAAA1234.....=
# A hashed hostname
|1|JfKTdBh7.....= ssh-rsa AAAA1234.....=
# An example specification of a known host key from a key ring
mvs* zos-key-ring-label="KeyRingOwner/SSHKnownHostsRing mvs1-ssh-rsa"
```

Running OpenSSH in other locales

Rule: All files used by OpenSSH (such as key files and configuration files) must be in the IBM-1047 code set, with the exception of the **rc** files (`/etc/ssh/sshr` and `~/.ssh/rc`). The **rc** files are parsed by `/bin/sh` and should be in the code set of the current locale. Do not use the `/etc/ssh/sshr` file if there is a possibility of the users on the system running in different locales.

Restrictions: Some restrictions apply.

- OpenSSH does not run in multibyte locales.
- The OpenSSH daemon (**sshd**) must be run in the POSIX C locale (which is the default).

For more information about globalization, see Chapter 7, “Globalization on z/OS systems,” on page 59.

Limitations

The maximum length of the ephemeral server key is `INT_MAX`.

Files

`~/.hushlogin`

This file is used to suppress printing the last login time and `/etc/motd`, if the **sshd_config** keywords `PrintLastLog` and `PrintMotd`, respectively, are enabled. It does not suppress printing of the banner specified by the **sshd_config** keyword `Banner`.

`~/.rhosts`

This file is used for host-based authentication. On some machines, this file might need to be world-readable if the user's home directory is on an NFS partition, because **sshd** reads it as a superuser. Additionally, this file must be owned by the user and must not have write permissions for anyone else. The recommended permission for most machines is read/write for the user and not accessible by others.

`~/.shosts`

This file is used in exactly the same way as `~/.rhosts`, but allows host-based authentication without permitting login with **rlogin** or **rsh**.

`~/.ssh/` This directory is the default location for all user-specific configuration and authentication information. There is no general requirement to keep the entire contents of this directory secret, but the recommended permissions are read/write/execute for the user, and not accessible by others.

`~/.ssh/authorized_keys`

Lists the public keys (RSA/DSA) that can be used for logging in as this user. For the format of this file, see “Format of the `authorized_keys` file” on page 125. The content of this file is not highly sensitive, but the recommended permissions are read/write for the user, and not accessible by others.

If this file, the `~/.ssh/` directory, or the user's home directory are writable by other users, then the file could be modified or replaced by unauthorized users. In this case, **sshd** will not allow it to be used unless the value for the **sshd_config** keyword `StrictModes` has been set to “no”.

`~/.ssh/environment`

If this file exists, it is read into the environment at login. It can only

sshd

contain empty lines, comment lines (starting with #), and assignment lines of the form *name=value*. The file must be writable only by the user; it need not be readable by anyone else. Environment processing is disabled by default and is controlled by means of the PermitUserEnvironment option, which is described in PermitUserEnvironment.

~/.ssh/known_hosts

Contains a list of host keys for all hosts the user has logged into that are not already in the system-wide list of known host keys, /etc/ssh/ssh_known_hosts. See "ssh_known_hosts file format" on page 127 for further details of the format of this file. This file must be writable only by the owner and can, but need not be, world-readable.

~/.ssh/rc

If this file exists, it is run with /bin/sh after reading the environment files, but before starting the user's shell or command. It must not produce any output on stdout; stderr must be used instead. If X forwarding is in use, it will receive the "proto cookie" pair in its standard input (and DISPLAY in its environment). The script must call xauth, because **sshd** will not run xauth automatically to add X11 cookies. If you have not configured your system for X11 forwarding, see "Steps for configuring the system for X11 forwarding" on page 46.

The primary purpose of this file is to run any initialization routines which might be needed before the user's home directory becomes accessible; AFS™ is a particular example of such an environment.

This file will probably contain some initialization code, followed by lines similar to this example:

```
if read proto cookie && [ -n "$DISPLAY" ]; then
    if [ `echo $DISPLAY | cut -c1-10` = 'localhost:' ]; then
        # X11UseLocalhost=yes
        echo add unix:`echo $DISPLAY |
            cut -c11-` $proto $cookie
    else
        # X11UseLocalhost=no
        echo add $DISPLAY $proto $cookie
    fi | xauth -q -
fi
```

If this file does not exist, /etc/ssh/sshrd is run, and if that does not exist either, xauth is used to add the cookie.

This file should be writable only by the user.

/etc/hosts.allow, /etc/hosts.deny

Not supported on z/OS UNIX. Access controls that should be enforced by tcp-wrappers are defined in this file.

/etc/hosts.equiv

This file is for host-based authentication. In the simplest form, this file contains host names, one per line. Users on those hosts are permitted to log in without a password, provided they have the same user name on both machines. The host name can also be followed by a user name; such users are permitted to log in as any user on this machine except superuser.

If the client host/user is successfully matched in this file, login is automatically permitted, provided the client and server user names are the

same. Additionally, successful public key authentication is typically required. This file must be writable only by a superuser. It is recommended that it be world-readable.

Guideline: Do not use user names in `/etc/hosts.equiv`. Be aware that the named users can log in as any user, including `bin`, `daemon`, `adm`, and other accounts that own critical binaries and directories. The only valid use for user names is in negative entries.

/etc/nologin

If this file exists, **sshhd** refuses to let anyone except a superuser log in. The contents of the file are displayed to anyone trying to log in and non-superuser connections are refused. The file must be world-readable.

/etc/motd

Contains the message of the day. See the **sshhd_config** keyword `PrintMotd` for more information.

/etc/ssh/moduli

Contains Diffie-Hellman groups used for the Diffie-Hellman Group Exchange. The file format is described in `moduli`.

/etc/ssh/sshd_config

Contains configuration data for **sshhd**. The file format and configuration options are described in `sshd_config`.

/etc/ssh/ssh_host_key, /etc/ssh/ssh_host_dsa_key, /etc/ssh/ssh_host_rsa_key

These three files contain the private parts of the host keys. They must only be owned and readable by a superuser. **sshhd** does not start if these files are group-accessible or world-accessible.

/etc/ssh/ssh_host_key.pub, /etc/ssh/ssh_host_dsa_key.pub, /etc/ssh/ssh_host_rsa_key.pub

These three files contain the public parts of the host keys. These files are only provided for the convenience of the user so their contents can be copied to known hosts files. They are created using **ssh-keygen**. This file must be writable only by a superuser and can, but need not be, world-readable. Their contents must match the respective private parts.

/etc/ssh/shosts.equiv

This file is used in exactly the same way as `/etc/hosts.equiv`, but allows host-based authentication without permitting login with **rlogin** or **rsh**.

/etc/ssh/ssh_known_hosts

System-wide list of known host keys. This file should be prepared by the system administrator to contain the public host keys of all machines in the organization. See “`ssh_known_hosts` file format” on page 127 for further details of the format of this file. This file must be writeable only by the owner and only be world-readable.

/etc/ssh/sshrd

Similar to `~/.ssh/rc`, it can be used to specify machine-specific login-time initialization globally. This file should be writable only by a superuser and world-readable.

/etc/ssh/zos_sshd_config

Contains z/OS-specific configuration data for **sshhd**. The file format and configuration options are described in `zos_sshd_config`.

/var/empty

chroot directory used by **sshhd** during privilege separation in the

sshd

pre-authentication phase. The directory must not contain any files. It must also be owned by a superuser and not be group-writable or world-writable.

`/var/run/sshd.mm.XXXXXXXXX`

Temporary files created by `sshd` for compression with privilege separation.

`/var/run/sshd.pid`

Contains the process ID of the `sshd` listening for connections (if there are several daemons running concurrently for different ports, this contains the process ID of the one started last). The contents of this file are not sensitive. It can be world-readable. This file is not created if the server is running in debug mode.

Environment variables

`_ZOS_OPENSSSH_DEBUG`

Contains z/OS-specific debug information. This environment variable is only used internally and is not for external specification.

`_ZOS_OPENSSSH_MSGCAT`

Identifies the OpenSSH message catalog to be used when sending OpenSSH error messages.

`_ZOS_SMF_FD`

Set to the file descriptor number used for interprocess communication during SMF-related processing. This environment variable is only used internally and is not for external specification.

`_ZOS_SSHD_CONFIG`

Specifies the path name of the user-defined `zos_sshd_config` configuration file. The default is `/etc/ssh/zos_sshd_config`. For a list of available keywords, see `zos_sshd_config`. The recommended permissions of the specified file are read/write for the user and not accessible by others.

Related information

`moduli`, `scp`, `sftp`, `sftp-server`, `ssh`, `ssh-add`, `ssh-agent`, `ssh-keygen`, `sshd_config`, `zos_sshd_config`

Authors

OpenSSH is a derivative of the original and free ssh 1.2.12 release by Tatu Ylonen. Aaron Campbell, Bob Beck, Markus Friedl, Niels Provos, Theo de Raadt and Dug Song removed many bugs, re-added newer features and created OpenSSH. Markus Friedl contributed the support for SSH protocol versions 1.5 and 2.0. Niels Provos and Markus Friedl contributed support for privilege separation.

Chapter 10. OpenSSH files

OpenSSH client configuration files

ssh_config — OpenSSH client configuration files

Description

ssh obtains configuration data from these sources in the following order:

1. Command line options
2. User's configuration file (`~/.ssh/config`)
3. System-wide configuration file (`/etc/ssh/ssh_config`)

For each parameter, the first obtained value is used. The `ssh_config` configuration files contain sections separated by "Host" specifications and that section is only applied for hosts that match one of the patterns given in the specification. The matched host name is the one given on the command line.

Guideline: Because the first obtained value for each parameter is used, you should put host-specific declarations near the beginning of the file, and put the general defaults at the end.

File format

The `ssh_config` configuration file views empty lines and lines starting with # as comments.

Configuration options can be specified using two different formats.

- The first format is the keyword argument pair separated by white space.
- The second format is the keyword argument pair separated with exactly one "=" and optional white space. This format is useful to avoid the need to quote white space when specifying configuration options using the `scp`, `sftp` and `ssh -o` options. Arguments can optionally be enclosed in double quotes (") in order to represent arguments containing spaces.

For example:

```
keyword argument
keyword=argument
```

Keywords are not case sensitive and arguments are case sensitive. Following are the possible keywords:

AddressFamily

Specifies which address family to use when connecting. Valid arguments are "any", "inet" (for IPv4 only) or "inet6" (for IPv6 only).

AFSTokenPassing

Not supported on z/OS UNIX. Specifies whether to pass AFS tokens to remote host. The argument to this keyword must be "yes" or "no".

Restriction: The AFSTokenPassing option applies to protocol version 1 only.

BatchMode

If set to "yes", passphrase/password querying is disabled. This option is

useful in scripts and other batch jobs where no user is present to supply the password. The argument must be set to "yes" or "no". The default is "no".

Rule: An SSH agent, Kerberos authentication (if available), or trusted host authentication must be used for authentication to succeed in batch mode.

BindAddress

Uses the specified address on the local machine as the source address of the connection. This option is only useful on systems with more than one address and does not work if UsePrivilegedPort is set to "yes".

ChallengeResponseAuthentication

Not supported on z/OS UNIX. Specifies whether to use challenge-response authentication. The argument must be set to "yes" or "no". The default is "yes".

CheckHostIP

If this flag is set to "yes", **ssh** checks the host IP address in the known_hosts file. Regardless of this setting, **ssh** always checks the known hosts files for the user-specified host name. Enabling this option means that both the user-specified host name and IP address should be in a known hosts file. If not, a warning is issued to inform the user that the missing entry is being written to the ~/.ssh/known_hosts file. This flag allows **ssh** to detect if a host key changed due to DNS spoofing. If the option is set to "no", the check is not executed. The default is "yes".

Cipher

Specifies the cipher to use for encrypting the session in protocol version 1. Currently, Blowfish, Triple DES (3DES), and DES are supported. The DES cipher is only supported in the **ssh** client for interoperability with legacy protocol version 1 implementations that do not support the 3DES cipher. Its use is strongly discouraged due to cryptographic weaknesses. The default is 3DES.

Ciphers

Specifies the ciphers to use for encrypting the session in protocol version 2 in the order of preference. Multiple ciphers must be separated by commas. Valid ciphers include:

3des-cbc

Triple DES algorithm (3DES)

acss@openssh.org

OpenSSH acss@openssh.org cipher

aes128-cbc

Advanced Encryption Standard (AES) CBC mode with 128-bit key

aes128-ctr

Advanced Encryption Standard (AES) CTR mode with 128-bit key

aes192-cbc

Advanced Encryption Standard (AES) CBC mode with 192-bit key

aes192-ctr

Advanced Encryption Standard (AES) CTR mode with 192-bit key

aes256-cbc

Advanced Encryption Standard (AES) CBC mode with 256-bit key

aes256-ctr

Advanced Encryption Standard (AES) CTR mode with 256-bit key

arcfour

Arcfour algorithm

arcfour128

Arcfour algorithm with 128-bit key

arcfour256

Arcfour algorithm with 256-bit key

blowfish-cbc

Blowfish algorithm

cast128-cbc

CAST algorithm

rijndael-cbc@lysator.liu.se

Same as Advanced Encryption Standard (AES) CBC mode with 256-bit key

The ciphers list is typically one long unbroken line; however due to space limitations, the default ciphers list is not shown as one unbroken line. The default is:

```
aes128-ctr,aes192-ctr,aes256-ctr,arcfour256,arcfour128,aes128-cbc,
3des-cbc,blowfish-cbc,cast128-cbc,aes192-cbc,aes256-cbc,arcfour,
rijndael-cbc@lysator.liu.se
```

For example:

```
ssh -o"Ciphers aes128-cbc,blowfish-cbc" Billy@us.pok.ibm.com
```

The ciphers list might need to be modified based on the ciphers source used. For more information, see the `CiphersSource` keyword in the `z/OS-specific OpenSSH client configuration files zos_ssh_config or zos_user_ssh_config`.

ClearAllForwardings

Specifies that all local, remote, and dynamic port forwardings specified in the configuration files or on the command line be cleared. This option is primarily useful from the **ssh** command line to clear port forwardings set in configuration files and is automatically set by **scp** and **sftp**. The argument must be set to "yes" or "no". The default is "no".

Compression

Specifies whether to use compression. The argument must be set to "yes" or "no". The default is "no".

CompressionLevel

Specifies the compression level to use if compression is enabled. The argument must be an integer from 1 (fast) to 9 (slow, best). The default level is 6, which is good for most applications.

Restriction: This option applies to protocol version 1 only.

ConnectionAttempts

Specifies the number of tries (one per second) to make before exiting. The argument must be an integer. This might be useful in scripts if the connection sometimes fails. The default is 1.

ConnectTimeout

Specifies the timeout (in seconds) used when connecting to the SSH server, instead of using the default system's TCP timeout. This value is used only when the target is down or is unreachable, not when it refuses the connection.

ControlMaster

Enables the sharing of multiple sessions over a single network connection. When set to "yes", **ssh** listens for connections on a control socket specified using the ControlPath argument. Additional sessions can connect to this socket using the same ControlPath with ControlMaster set to "no" (the default). These sessions will try to reuse the master instance's network connection rather than initiating new ones, but will fall back to connecting normally if the control socket does not exist, or is not listening.

Setting ControlMaster to "ask" causes **ssh** to listen for control connections, but requires confirmation using the SSH_ASKPASS program before they are accepted (see ssh-add for details). If the ControlPath cannot be opened, **ssh** continues without connecting to a master instance.

X11 and **ssh-agent** forwarding are supported over these multiplexed connections. However, the display and agent forwarded will be the one belonging to the master connection; that is, it is not possible to forward multiple displays or agents.

Two additional options allow for opportunistic multiplexing: try to use a master connection but fall back to creating a new one if one does not exist. These options are "auto" and "autoask". The latter requires confirmation such as the "ask" option.

ControlPath

Specifies the path to the control socket used for connection sharing as described in the ControlMaster option or the string "none" to disable connection sharing. In the path, *%l* is substituted by the local host name, *%h* is substituted by the target host name, *%p* the port, and *%r* by the remote login username. To ensure that shared connections are uniquely identified, any ControlPath used for opportunistic connection sharing should include at least *%h*, *%p*, and *%r*.

Restriction: The maximum path length is 107 bytes.

DynamicForward

Specifies that a TCP port on the local machine be forwarded over the secure channel and the application protocol is then used to determine where to connect to from the remote machine. The argument must be a port number. The argument must be either *[bind_address:]port* or *[bind_address/]port*. IPv6 addresses can be specified by enclosing addresses in square brackets or by using the *[bind_address/]port* syntax. By default, the local port is bound in accordance with the GatewayPorts setting. However, an explicit bind_address can be used to bind the connection to a specific address. The bind_address of "localhost" indicates that the listening port are to be bound for local use only, while an empty address or * indicates that the port should be available from all interfaces.

Currently, the SOCKS4 and SOCKS5 protocols are supported and **ssh** will act as a SOCKS server. Multiple forwardings can be specified and additional forwarding can be given on the command line. Only the superuser can forward privileged ports.

ExitOnForwardFailure

Specifies whether **ssh** is to terminate the connection if it cannot set up all requested dynamic, tunnel, local, and remote port forwardings. The argument must be "yes" or "no". The default is "no".

EnableSSHKeySign

Setting this option to "yes" in the global client configuration file

`/etc/ssh/ssh_config` enables the use of the helper program `ssh-keysign` during HostbasedAuthentication. (See `ssh-keysign` for more information about `ssh-keysign`.) The argument must be "yes" or "no". The default is "no".

Rule: Put the `EnableSSHKeysign` option in the non-host-specific section.

EscapeChar

Sets the escape character (default of ~). The escape character can also be set on the command line. The argument can be a single character, ^ followed by a letter or "none" to disable the escape character entirely (making the connection transparent for binary data).

ForwardAgent

Specifies whether the connection to the authentication agent (if any) is to be forwarded to the remote machine. The argument must be set to "yes" or "no". The default is "no".

Enable agent forwarding with caution. Users with the ability to bypass file permissions on the remote host (for the agent's UNIX-domain socket) can access the local agent through the forwarded connection. Attackers cannot obtain key material from the agent; however, they can perform operations on the keys that enable them to authenticate using the identities loaded into the agent.

ForwardX11

Specifies whether X11 connections are to be automatically redirected over the secure channel and DISPLAY set. The argument must be set to "yes" or "no". The default is "no".

Enable X11 forwarding with caution. Users with the ability to bypass file permissions on the remote host (for the user's X11 authorization database) can access the local X11 display through the forwarded connection. An attacker may then be able to perform activities such as keystroke monitoring if the `ForwardX11Trusted` option is also enabled.

ForwardX11Trusted

If this option is set to "yes", remote X11 clients will have full access to the original X11 display. If this option is set to "no", then remote X11 clients are considered untrusted and will be prevented from stealing or tampering with data belonging to trusted X11 clients. Furthermore, when set to "no", the `xauth` token (cookie) used for the session will be set to expire after 20 minutes. Remote clients will be refused access after this time. The default is "no".

See the X11 SECURITY extension specification for full details on the restrictions imposed on untrusted clients.

GatewayPorts

Specifies whether remote hosts are allowed to connect to local forwarded ports. By default, `ssh` binds local port forwardings to the loopback address. The binding prevents other remote hosts from connecting to forwarded ports. Use `GatewayPorts` to specify that `ssh` is to bind local port forwardings to the wildcard address, thus allowing remote hosts to connect to forwarded ports. The argument must be set to "yes" or "no". The default is "no".

GlobalKnownHostsFile

Specifies a file to use for the global host key database instead of `/etc/ssh/ssh_known_hosts`.

GSSAPIAuthentication

Not supported on z/OS UNIX. Specifies whether user authentication (such as Kerberos Authentication) based on GSS-API is allowed. The default is "no".

Restriction: The GSSAPIAuthentication option applies to protocol version 2 only.

GSS-API stands for Generic Security Services Application Programming Interface. It is a generic API for handling client-server authentication. Because it provides security services to callers in a generic way, supportable with a range of underlying mechanisms and technologies, it allows for source-level portability of applications to different environments. For more details, check IETF standard RFC 2743 at <http://www.ietf.org/rfc/rfc2743.txt>.

GSSAPIDelegateCredentials

Not supported on z/OS UNIX. Forwards (delegates) credentials to the server. The default is "no".

Restriction: This option applies to protocol version 2 only.

GSS-API stands for Generic Security Services Application Programming Interface. It is a generic API for handling client-server authentication. Because it provides security services to callers in a generic way, supportable with a range of underlying mechanisms and technologies, it allows for source-level portability of applications to different environments. For more details, check IETF standard RFC 2743 at <http://www.ietf.org/rfc/rfc2743.txt>.

HashKnownHosts

If this option is set to "yes", indicates that **ssh** is to hash host names and addresses when they are added to `~/.ssh/known_hosts`. These hashed names can be used normally by **ssh** and **sshd**, but they do not reveal identifying information if the file's contents are disclosed. Existing names and addresses in known hosts files are not automatically converted, but can be manually hashed using **ssh-keygen**. The default is "no".

Host Restricts the following declarations (up to the next Host keyword) to be only for those hosts that match one of the patterns given after the keyword. A single * as a pattern can be used to provide global defaults for all hosts. The host is the hostname argument given on the command line (the name is not converted to a canonical host name before matching).

See "Patterns" on page 145 for more information about patterns.

HostbasedAuthentication

Specifies whether to try rhosts-based authentication with public key authentication. The argument must be set to "yes" or "no". The default is "no".

Restriction: This option applies to protocol version 2 only.

The HostbasedAuthentication option is similar to RhostsRSAAuthentication.

If the local host (that is, the client system) keys are only stored in a SAF key ring, then a client using host-based authentication will not be able to access those keys because it uses **ssh-keysign** which only locates host keys in the default UNIX files. However, host-based authentication for clients on the local host can still be set up by an administrator on both the local and remote hosts, as follows:

1. Generate a new public/private key pair for the local host, storing them in the default UNIX files.
2. Extract the local host's public host key from the key pair just created. Copy it into the remote host's `/etc/ssh/ssh_known_hosts` file.

HostKeyAlgorithms

Specifies the protocol version 2 ; host key algorithms that the client wants to use in order of preference. The default for this option is "ssh-rsa,ssh-dss".

HostKeyAlias

Specifies an alias that should be used instead of the real host name when looking up or saving host key in the host key database files. This option is useful for tunneling SSH connections or for multiple servers running on a single host.

HostName

Specifies the real host name to log into. You can use this option to specify nicknames or abbreviations for hosts. The default is the name given on the command line. Numeric IP addresses are also permitted both on the command line and in HostName specifications.

IdentitiesOnly

Specifies that **ssh** should only use the authentication identity files configured in the **ssh_config** files and key ring certificates configured in the **zos_user_ssh_config** file, even if the **ssh-agent** offers more identities. The argument to this keyword must be "yes" or "no". The default is "no".

Guideline: Use this option in situations where **ssh-agent** offers many different identities.

IdentityFile

Specifies a file from which the user's RSA or DSA authentication identity is read. The default is `~/.ssh/identity` for protocol version 1. For protocol version 2, the default is `~/.ssh/id_rsa` and `~/.ssh/id_dsa`. Additionally, any identities configured with the IdentityKeyRingLabel or represented by the authentication agent are used for authentication. Refer to the `-i identity_file` description in the **ssh** command for a summary of the order that identities are tried during public key authentication.

The file name can use the tilde syntax to refer to a user's home directory or one of the following escape characters: `%d` (local user's home directory), `%u` (local user name), `%l` (local host name), `%h` (remote host name) or `%r` (remote user name).

It is possible to have multiple identity files specified in configuration files; all these identities will be tried in sequence.

KbdInteractiveAuthentication

Not supported on z/OS UNIX. Specifies whether to use keyboard-interactive authentication. The argument to this keyword must be "yes" or "no".

KbdInteractiveDevices

Not supported on z/OS UNIX. Specifies the list of methods to use in keyboard-interactive authentication. Multiple method names must be comma-separated. The default is to use the server-specified list. The methods available vary depending on what the server supports. For an OpenSSH server, it might be zero or more instances of "bsdauth", "pam", and "skey".

KeepAlive

This keyword is supported for compatibility with versions of OpenSSH before 3.8.1p1. On systems using OpenSSH 3.8.1p1 or later, you should use the keyword `TCPKeepAlive` instead.

Specifies whether the system should send TCP keepalive messages to the other side. If they are sent, a lost network connection or stopping of one of the machines will be properly noticed. However, this means that OpenSSH connections will end if the route is down temporarily.

The default is "yes" (to send keepalives), and the client will notice if the network goes down or the remote host dies. This is important in scripts as well as to many users. To disable keepalives, set the value to "no".

LocalCommand

Specifies a command to be executed on the local machine after successfully connecting to the server. The command string extends to the end of the line, and is executed with the user's shell. This option is ignored unless `PermitLocalCommand` has been enabled.

LocalForward

Specifies that a TCP port on the local machine is to be forwarded over the secure channel to the specified host and port from the remote machine. The first argument must be `[bind_address:]port` and the second must be `host:hostport`. IPv6 addresses can be specified by enclosing addresses in square brackets or by using an alternate syntax: `[bind_address/]port` and `host/hostport`. Multiple forwardings can be specified and additional forwardings can be given on the command line. Only the superuser can forward privileged ports. By default, the local port is bound in accordance with the `GatewayPorts` setting. However, an explicit `bind_address` can be used to bind the connection to a specific address. The `bind_address` of "localhost" indicates that the listening port is to be bound for local use only, while an empty address or * indicates that the port is to be available from all interfaces.

LogLevel

Gives the verbosity level that is used when logging messages from `ssh`. The possible values are: QUIET, FATAL, ERROR, INFO, VERBOSE, DEBUG, DEBUG1, DEBUG2, and DEBUG3. The default is INFO. DEBUG and DEBUG1 are equivalent. DEBUG2 and DEBUG3 each specify higher levels of verbose output.

MACs Specifies the MAC (message authentication code) algorithms in order of preference. The MAC algorithm is used for data integrity protection. Multiple algorithms must be comma-separated.

The MAC algorithms list is typically one long unbroken line; however due to space limitations, the default MAC algorithms list is not shown as one unbroken line. The default is: `hmac-md5,hmac-sha1,umac-64@openssh.com,hmac-ripemd160,hmac-ripemd160@openssh.com,hmac-sha1-96,hmac-md5-96`.

The MAC algorithms list might need to be modified based on the MAC algorithms source used. For more information, see the `MACsSource` keyword in the z/OS-specific OpenSSH client configuration files `zos_ssh_config` or `zos_user_ssh_config`.

Restriction: This option applies to protocol version 2 only.

NoHostAuthenticationForLocalhost

This option can be used if the home directory is shared across machines

(for example, if the home directory is NFS-mounted to multiple machines). In this case, localhost will refer to a different machine on each of the machines and the user will get many warnings about changed host keys. However, this option disables host authentication for localhost (to avoid these warnings). The argument must be set to "yes" or "no". The default is to check the host key for localhost.

NumberOfPasswordPrompts

Specifies the number of password prompts before giving up. The argument must be an integer. The default is 3.

Regardless of this value, the SSH daemon still regulates the total number of authentication attempts.

PasswordAuthentication

Specifies whether to use password authentication. The argument must be set to "yes" (default) or "no". Password authentication prompts the user for a password or password phrase that is sent to the remote host for checking.

PermitLocalCommand

Allows local command execution by means of the LocalCommand option or using the !command escape sequence in **ssh**. The argument must be "yes" or "no". The default is "no".

Port Specifies the port number to connect to on the remote host. The default is 22.

PreferredAuthentications

Specifies the order in which the client should try protocol version 2 authentication methods. This allows a client to prefer one method (such as publickey) over another method (such as password). The default for this option is *hostbased,publickey,keyboard-interactive,password*.

gssapi-with-mic and *keyboard-interactive* are not supported on z/OS UNIX.

Protocol

Specifies the protocol versions **ssh** should support in order of preference. The possible values are 1 and 2. Multiple versions must be comma-separated. The default is 2. If 2,1 is specified, **ssh** tries version 2 and falls back to version 1 if version 2 is not available.

ProxyCommand

Specifies the command to use to connect to the server. The command string extends to the end of the line and is executed with the user's shell. In the command string, *%h* will be substituted by the host name to connect and *%p* by the port. The command can be basically anything and should read from its standard input and write to its standard output. It should eventually connect an **sshd** server running on some machine or execute **sshd -i**. Host key management will be done using the HostName of the host being connected (defaulting to the name typed by the user). The CheckHostIP keyword is not available for connects with a proxy command.

PubkeyAuthentication

Specifies whether to try public key authentication for protocol version 2. The argument must be set to "yes" (default) or "no".

RekeyLimit

Specifies the maximum amount of data that can be transmitted before the session key is renegotiated. The argument is the number of bytes, with an

optional suffix of K, M, or G to indicate kilobytes, megabytes, or gigabytes, respectively. The default is between 1G and 4G, depending on the cipher.

Restrictions: Some restrictions apply.

- This option applies to protocol version 2 only.
- The maximum value is UINT_MAX bytes and the minimum value is 16 bytes.

RemoteForward

Specifies that a TCP port on the remote machine is to be forwarded over the secure channel to the specified host and port from the local machine. The argument must be either *[bind_address:]port* or *[bind_address/]port*, and the second must be *host :hostport*. IPv6 addresses can be specified by enclosing addresses in square brackets or by using the *[bind_address/]port* syntax for the first argument and *host/hostport* in the second argument. Multiple forwardings can be specified and additional forwardings can be given on the command line.

If the *bind_address* is not specified, the default is to only bind to loopback addresses. If the *bind_address* is '*' or an empty string, then the forwarding is requested to listen on all interfaces. Specifying a remote *bind_address* succeeds only if the server's GatewayPorts option is enabled as described in GatewayPorts.

Restriction: Only the superuser can forward privileged ports.

RhostsAuthentication

Specifies whether to try rhosts-based authentication in protocol version 1. This declaration only affects the client side and does not affect security. Most servers do not permit RhostsAuthentication because it is not secure. The argument must be set to "yes" or "no". The default is "no".

Requirement: `ssh` must be setuid 0 and UsePrivilegedPort must be set to "yes".

When connecting to `sshd` running on a non-z/OS platform using this option, this form of authentication might fail if the server side of OpenSSH version is 3.7 or higher, because RhostsAuthentication is no longer supported at these levels.

Restriction: RhostsAuthentication cannot be used with privilege separation.

RhostsRSAAuthentication

Specifies whether to try rhosts-based authentication with RSA host authentication in protocol version 1. This option requires `ssh` to be setuid 0. The argument must be set to "yes" or "no". The default is "no".

RSAAuthentication

Specifies whether to try RSA authentication. The argument to this keyword must be "yes" (default) or "no". RSA authentication will only be attempted if the identity file exists, or an authentication agent is running.

Restriction: This option applies to protocol version 1 only.

SendEnv

Specifies which environment variables from the local environment variables are to be sent to the server. Environment variables are specified by name, which can contain wildcard characters. However, the name cannot contain the equal (=) character. Multiple environment variables can

be separated by white space or spread across multiple `SendEnv` options for a maximum of 256 environment variable specifications. The default is not to send any environment variables.

See “Patterns” on page 145 for more information about patterns.

The accepted environment variables are processed after authentication but before general environment variable setup and handling of the `sshd_config` keyword `PermitUserEnvironment`. Therefore, the values of accepted environment variables might be overwritten as a result of this subsequent processing.

Restriction: Environment variable passing is only supported in protocol version 2. The server must also support environment variable passing and the server must be configured to accept these environment variables. See the description of the `sshd_config` keyword `AcceptEnv` for information about configuring the server.

ServerAliveInterval

Sets a timeout interval in seconds after which if no data has been received from the server, `ssh` sends a message through the encrypted channel to request a response from the server. The default is 0, indicating that these messages are not sent to the server.

Restriction: This option applies to protocol version 2 only.

ServerAliveCountMax

Sets the number of server alive messages that can be sent without `ssh` receiving any messages back from the server. If this threshold is reached while server alive messages are being sent, `ssh` disconnects from the server, thus ending the session. The default value is 3.

Example: If `ServerAliveInterval` is set to 15, and `ServerAliveCountMax` is left at the default, if the server becomes unresponsive `ssh` will disconnect after approximately 45 seconds.

Note: The use of server alive messages is very different from `TCPKeepAlive`. The server alive messages are sent through the encrypted channel and therefore are not spoofable. The `TCP keepalive` option enabled by `TCPKeepAlive` is spoofable. The server alive mechanism is valuable when the client or server depend on knowing when a connection has become inactive.

Restriction: This option applies to protocol version 2 only.

SmartcardDevice

Not supported on z/OS UNIX. Specifies which smart card device to use. The argument to this keyword is the device that `ssh` should use to communicate with a smart card used for storing the user's private RSA key. By default, no device is specified and smart card support is not activated.

StrictHostKeyChecking

If the argument is set to "yes", `ssh` will never automatically add host keys to the `~/.ssh/known_hosts` file and will refuse to connect to a host whose host key has changed. This provides maximum protection against trojan horse attacks, but can be troublesome when the `/etc/ssh/ssh_known_hosts` file is poorly maintained or connections to new hosts are frequently made. This option forces the user to manually add all new hosts. If the argument is set to "no", `ssh` will automatically add new host keys to the user known hosts files. If the flag is set to "ask", new host keys will be added to the user known host files only after the user has confirmed the action and `ssh`

will refuse to connect to hosts whose host key has changed. The host keys of known hosts will be verified automatically in all cases. The argument must be set to "yes", "no", or "ask". The default is "ask".

TCPKeepAlive

Specifies whether the system should send TCP keepalive messages to the other side. If they are sent, a lost network connection or stopping of one of the machines will be properly noticed. However, this means that OpenSSH connections will end if the route is down temporarily. The default is "yes" (to send TCP keepalive messages), and the client will notice if the network goes down or the remote host dies. This is important in scripts as well as to many users. To disable TCP keepalive messages, set the value to "no".

Tunnel

Not supported on z/OS UNIX. Requests tunnel device forwarding between the client and the server. The argument must be "yes", "point-to-point" (layer 3), "ethernet" (layer 2), or "no". Specifying "yes" requests the default tunnel mode, which is "point-to-point". The default is "no".

TunnelDevice

Not supported on z/OS UNIX. Specifies the tunnel devices to open on the client (*local_tun*) and the server (*remote_tun*).

The argument must be *local_tun[:remote_tun]*. The devices can be specified by numerical ID or the keyword "any", which uses the next available tunnel device. If *remote_tun* is not specified, it defaults to "any". The default is "any:any".

UsePrivilegedPort

Specifies whether to use a privileged port for outgoing connections. The argument must be set to "yes" or "no". The default is "no".

The following rules apply:

- This option must be set to "yes" if RhostsAuthentication and RhostsRSAAuthentication authentications are needed with servers that only support protocol version 1.
- If UsePrivilegedPort is set to "yes", **ssh** must be setuid 0.

User Specifies the name that the user can use when logging on. This can be useful when a different user name is used on different machines. You do not have to remember to give the user name on the command line.

UserKnownHostsFile

Specifies a file to use for the user host key database instead of *~/.ssh/known_hosts*.

VerifyHostKeyDNS

Specifies whether to verify the remote key using DNS and SSHFP (SSH fingerprint) resource records. If this option is set to "yes", the client will implicitly trust keys that match a secure fingerprint from DNS. Insecure fingerprints are handled as if this option was set to "ask". If this option is set to "ask", information about fingerprint match is displayed, but the user will still need to confirm new host keys according to the StrictHostKeyChecking option. The argument must be "yes", "no" or "ask". The default is "no".

Restriction: This option applies to protocol version 2 only.

XAuthLocation

Specifies the full path name of the xauth program. The default is

`/usr/X11R6/bin/xauth`. For more information, see “Steps for configuring the system for X11 forwarding” on page 46.

Patterns

A *pattern* consists of zero or more non-white space characters, '*' (a wildcard that matches zero or more characters), or '?' (a wildcard that matches exactly one character). For example, to specify a set of declarations for any host in the ".co.uk" set of domains, the following pattern could be used:

```
Host *.co.uk
```

The following pattern would match any host in the 192.168.0.[0-9] network range:

```
Host 192.168.0.?
```

A *pattern-list* is a comma-separated list of patterns. Patterns within pattern-lists can be negated by preceding them with an exclamation mark (!). For example, to allow a key to be used from anywhere within an organization except from the "dialup" pool, the following entry (in the `authorized_keys` file) could be used:

```
from="!*dialup.example.com,*.example.com"
```

Limitations

Due to limitations in the SECSH protocol with regards to EBCDIC platforms, user-defined subsystems are only supported between z/OS and z/OS. (For information about the IETF SECSH RFCs and internet drafts, see Appendix C, “RFCs and Internet drafts,” on page 417.)

Files

`~/.ssh/config`

The per-user configuration file. For the format of this file, see “File format” on page 133. The file is used by the SSH client. Because of the potential for abuse, this file must have strict permissions: read/write for the user, and not writeable by others.

`/etc/ssh/ssh_config`

The system-wide configuration file. This file provides defaults for those values that are not specified in the user's configuration file and for those users who do not have a configuration file. This file must be world-readable.

Related information

`scp`, `sftp`, `ssh`

Authors

OpenSSH is a derivative of the original and free ssh 1.2.12 release by Tatu Ylonen. Aaron Campbell, Bob Beck, Markus Friedl, Niels Provos, Theo de Raadt and Dug Song removed many bugs, re-added newer features and created OpenSSH. Markus Friedl contributed the support for SSH protocol versions 1.5 and 2.0.

zos_ssh_config — z/OS-specific system-wide OpenSSH client configuration file

Description

z/OS obtains z/OS-specific system-wide OpenSSH client configuration data only from the `/etc/ssh/zos_ssh_config` configuration file. It contains sections separated

by "Host" specifications, and that section is only applied for hosts that match one of the patterns given in the specification. The matched host name is the one given on the command line.

Restriction: z/OS-specific keywords cannot be specified in the `ssh_config` configuration files, such as the system-wide configuration file (`/etc/ssh/ssh_config`) or user-defined configuration file specified with the `ssh -F` option.

File format

The `zos_ssh_config` configuration file views empty lines and lines starting with `#` as comments. Configuration options can be specified using two different formats.

- The first format is the keyword argument pair separated by white space.
- The second format is the keyword argument pair separated with exactly one "=" and optional white space. Arguments can optionally be enclosed in double quotes (") in order to represent arguments containing spaces.

For example:

```
keyword argument
keyword=argument
```

Keywords are not case sensitive while arguments are case sensitive. Following are the possible keywords:

CiphersSource

Specifies the source used to implement the ciphers specified by the `ssh_config` keyword `Ciphers`. Valid arguments are "any", "OpenSSL" or "ICSF". The default is "OpenSSL". Specifying "OpenSSL" requests all ciphers to be implemented using the statically linked OpenSSL cryptographic library. Specifying "ICSF" requests all applicable ciphers to be implemented using Integrated Cryptographic Service Facility (ICSF). Ciphers that are not supported by ICSF will fail if used. Specifying "any" requests all applicable ciphers to be implemented using ICSF if available. Ciphers that are not supported by ICSF are implemented using OpenSSL. If ICSF is not available, all ciphers are implemented using OpenSSL. For more information about the ICSF-supported ciphers and the setup required to use ICSF, see "Setting up OpenSSH to use ICSF ciphers and MAC algorithms" on page 51.

Restriction: This option applies to protocol version 2 only and is provided via the PTF for APAR OA37278.

ClientSMF

Specifies whether to collect client SMF records. The argument must be set to "TYPE119_U83", "TYPE119_U84" or "none". The default is "none". If set to "TYPE119_U83" or "TYPE119_U84", SMF Type 119 client transfer completion records (subtype 97) are collected for the `sftp` and `scp` commands. SMF record exit IEFU83 receives control for "TYPE119_U83". SMF record exit IEFU84 receives control for "TYPE119_U84".

Restriction: Because this keyword can only be set in the z/OS-specific system-wide configuration file (`/etc/ssh/zos_ssh_config`), it cannot be specified using the `-o` option of `scp`, `sftp` or `ssh`.

The IEFU83 and IEFU84 exits are documented in *z/OS MVS Installation Exits*.

Host Restricts the following declarations (up to the next Host keyword) to be only for those hosts that match one of the patterns given after the keyword. A single `*` as a pattern can be used to provide global defaults for

all hosts. The host is the hostname argument given on the command line (the name is not converted to a canonical host name before matching).

See “Patterns” on page 145 in `ssh_config` for more information about patterns.

MACsSource

Specifies the source used to implement the MAC algorithms specified by the `ssh_config` keyword MACs. Valid arguments are "any", "OpenSSL" or "ICSF". The default is "OpenSSL". Specifying "OpenSSL" requests all MAC algorithms to be implemented using the statically linked OpenSSL cryptographic library. Specifying "ICSF" requests all applicable MAC algorithms to be implemented using Integrated Cryptographic Service Facility (ICSF). MAC algorithms that are not supported by ICSF will fail if used. Specifying "any" requests all applicable MAC algorithms to be implemented using ICSF if available. MAC algorithms not supported by ICSF are implemented using OpenSSL. If ICSF is not available, all MAC algorithms are implemented using OpenSSL. For more information about the ICSF-supported MAC algorithms and the setup required to use ICSF, see “Setting up OpenSSH to use ICSF ciphers and MAC algorithms” on page 51.

Restriction: This option applies to protocol version 2 only and is provided via the PTF for APAR OA37278.

Files

`/etc/ssh/zos_ssh_config`

z/OS-specific system-wide client configuration file. This file must be world-readable but writable only by a superuser.

Related information

`scp`, `sftp`, `ssh`

zos_user_ssh_config — z/OS-specific per-user OpenSSH client configuration file

Description

z/OS obtains z/OS-specific per-user client configuration data in the following order:

1. User-specific client options from:
 - a. The command-line specification using the `-o` option of the `scp`, `sftp`, or `ssh` command.
 - b. The file specified with variable `_ZOS_USER_SSH_CONFIG`. The default is `~/.ssh/zos_user_ssh_config`.
2. System-wide client options from the file `/etc/ssh/zos_ssh_config`.

For each keyword that only supports one instance, the first obtained value is used. If the keyword supports multiple instances, all values are obtained from all sources and used as defined by the keyword.

Restriction: z/OS-specific keywords cannot be specified in the `ssh_config` configuration files, such as the system-wide configuration file (`/etc/ssh/ssh_config`) or user-defined configuration file specified with the `ssh -F` option.

zos_user_ssh_config

The configuration file contains sections separated by "Host" specifications, and that section is only applied for hosts that match one of the patterns given in the specification. The matched host name is the one given on the command line.

File format

The **zos_user_ssh_config** configuration file views empty lines and lines starting with # as comments. Configuration options can be specified using two different formats.

- The first format is the keyword argument pair separated by white space.
- The second format is the keyword argument pair separated with exactly one "=" and optional white space. This format is useful to avoid the need to quote white space when specifying configuration options using the **scp**, **sftp** and **ssh -o** options. Arguments can optionally be enclosed in double quotes (") in order to represent arguments containing spaces.

For example:

```
keyword argument  
keyword=argument
```

Keywords are not case sensitive while arguments are case sensitive. Following are the possible keywords:

CiphersSource

Specifies the source used to implement the ciphers specified by the **ssh_config** keyword Ciphers. Valid arguments are "any", "OpenSSL" or "ICSF". The default is "OpenSSL". Specifying "OpenSSL" requests all ciphers to be implemented using the statically linked OpenSSL cryptographic library. Specifying "ICSF" requests all applicable ciphers to be implemented using Integrated Cryptographic Service Facility (ICSF). Ciphers that are not supported by ICSF will fail if used. Specifying "any" requests all applicable ciphers to be implemented using ICSF if available. Ciphers that are not supported by ICSF are implemented using OpenSSL. If ICSF is not available, all ciphers are implemented using OpenSSL. For more information about the ICSF-supported ciphers and the setup required to use ICSF, see "Setting up OpenSSH to use ICSF ciphers and MAC algorithms" on page 51.

Restriction: This option applies to protocol version 2 only and is provided via the PTF for APAR OA37278.

Host Restricts the following declarations (up to the next Host keyword) to be only for those hosts that match one of the patterns given after the keyword. A single * as a pattern can be used to provide global defaults for all hosts. The host is the hostname argument given on the command line (the name is not converted to a canonical host name before matching).

See "Patterns" on page 145 in **ssh_config** for more information about patterns.

IdentityKeyRingLabel

Specifies the key ring owner, key ring name and certificate label within the key ring from which the user's RSA or DSA authentication identity is read. The key ring can be real or virtual, and the certificate label can contain embedded blanks. The key ring and the certificate connected to the key ring were created in the user authentication setup, which is described in "Steps for setting up user authentication when using UNIX files to store keys" on page 70. One or more blanks separate the key ring name from the certificate label. The user's RSA or DSA authentication identity is read from all certificates before the identities associated with files specified with

IdentityFile are checked. Refer to the `-i identity_file` description in `ssh` for a summary of the order that identities are tried during public key authentication.

The default is to use only the identity files and agent.

It is possible to have multiple identity files and key ring certificates in configuration files. If both identity files and key ring certificates are used, the key ring certificates are tried first. The maximum combined number of identity key files and key ring certificates that can be specified is 100.

The option value must be surrounded with double quotes.

Example: An example of this option in the `zos_user_ssh_config` file for a key ring named `SSHring` that is owned by `KeyRingOwnerID` and a certificate labeled "my label with blanks" is as follows:

```
IdentityKeyRingLabel="KeyRingOwnerID/SSHring my label with blanks"
```

If the option is specified as a command-line option, you might need to escape the double quote characters that surround the argument value:

```
-o IdentityKeyRingLabel="\\"KeyRingOwnerID/SSHring my label with blanks\""
```

MACsSource

Specifies the source used to implement the MAC algorithms specified by the `ssh_config` keyword MACs. Valid arguments are "any", "OpenSSL" or "ICSF". The default is "OpenSSL". Specifying "OpenSSL" requests all MAC algorithms to be implemented using the statically linked OpenSSL cryptographic library. Specifying "ICSF" requests all applicable MAC algorithms to be implemented using Integrated Cryptographic Service Facility (ICSF). MAC algorithms that are not supported by ICSF will fail if used. Specifying "any" requests all applicable MAC algorithms to be implemented using ICSF if available. MAC algorithms that are not supported by ICSF are implemented using OpenSSL. If ICSF is not available, all MAC algorithms are implemented using OpenSSL. For more information about the ICSF-supported MAC algorithms and the setup required to use ICSF, see "Setting up OpenSSH to use ICSF ciphers and MAC algorithms" on page 51.

Restriction: This option applies to protocol version 2 only and is provided via the PTF for APAR OA37278.

Environment variable

`_ZOS_USER_SSH_CONFIG`

Specifies the path name of the z/OS-specific per-user OpenSSH client configuration file. The system-wide default is `/etc/ssh/zos_ssh_config` and the user's default is `~/.ssh/zos_user_ssh_config`. If this variable is specified, it replaces the user's default file but not the system-wide default file. The recommended permissions of the specified file are read/write for the user and not accessible by others.

Files

`~/.ssh/zos_user_ssh_config`

z/OS-specific per-user OpenSSH client configuration file. This file must be writable only by the user. It can be readable by others, but need not be.

Related information

`scp`, `sftp`, `ssh`

OpenSSH daemon configuration files

sshd_config — OpenSSH daemon configuration file

Description

sshd reads configuration data from the `/etc/ssh/sshd_config` file or the file specified with `-f` on the command line. "File format" describes the file format.

File format

The **sshd_config** configuration file views empty lines and lines starting with `#` as comments.

Configuration options can be specified using two different formats.

- The first format is the keyword argument pair separated by white space.
- The second format is the keyword argument pair separated with exactly one "=" and optional white space. This format is useful to avoid the need to quote white space when specifying configuration options using the **sshd -o** options. Arguments can optionally be enclosed in double quotes (") in order to represent arguments containing spaces.

For example:

```
keyword argument
keyword=argument
```

Keywords are not case sensitive and arguments are case sensitive. Following are possible keywords:

AcceptEnv

Specifies which environment variables sent by the client will be copied into the session's environment. See the description of the **ssh_config** keyword **SendEnv** for information about configuring clients. Variables are specified by name, which can contain the wildcard characters '*' and '?'. However, the name cannot contain the equal (=) character. Multiple environment variables can be separated by white spaces or spread across multiple **AcceptEnv** options for a maximum of 256 environment variable specifications. The default is not to accept any environment variables.

Guideline: Be careful when using the **AcceptEnv** option because some environment variables can be used to bypass restricted user environments.

The accepted environment variables are processed after authentication but before general environment variable setup and handling of the **sshd_config** keyword **PermitUserEnvironment**. Therefore, the values of accepted environment variables might be overwritten as a result of this subsequent processing.

Restriction: Environment variable passing is supported for protocol version 2 only.

AddressFamily

Specifies the address family to be used by **sshd**. Valid arguments are "any", "inet" (use IPv4 only), or "inet6" (use IPv6 only). The default is "any".

AFSTokenPassing

Not supported on z/OS UNIX. Specifies whether an AFS token can be forwarded to the server. The default is "no".

AllowGroups

This keyword can be followed by a list of group name patterns, separated by spaces. If specified, login is allowed only for users whose primary group or supplementary group list matches one of the patterns. Only group names are valid; a numerical group ID is not recognized. By default, login is allowed for all groups. The allow and deny options are processed in the following order to determine if the user should be disallowed from login: DenyUsers, AllowUsers, DenyGroups, and then AllowGroups. To be allowed to login, you must pass all the tests for the specified keywords.

That is, if you want *userx* who is in *groupy* and *groupz* to be allowed to login, and you plan to specify all four keywords, then:

- *userx* must not be in DenyUsers, and
- *userx* must be in AllowUsers, and
- both *groupy* and *groupz* must not be in DenyGroups, and
- either *groupy* or *groupz* must be in AllowGroups

Note: To be allowed to login, the user must have a group if AllowGroups or DenyGroups is specified.

See “Patterns” on page 145 in **ssh_config** for more information about patterns.

Refer to the **sshd_config** keyword Match for more information about matching z/OS user and group names.

Restriction: The maximum number of AllowGroups specifications is 256.

AllowTcpForwarding

Specifies whether TCP forwarding is permitted. Disabling TCP forwarding does not improve general z/OS security unless users are also denied shell access, because they can install their own forwarders. The default is “no”.

AllowUsers

This keyword can be followed by a list of user name patterns, separated by spaces. If specified, login is allowed only for user names that match one of the patterns. Only user names are valid; a numerical user ID is not recognized. If the pattern takes the form *user@host*, then *user* and *host* are separately checked, restricting logins to particular users from particular hosts. The default is to allow login for all users. The allow and deny options are processed in the following order to determine if the user should be disallowed from login: DenyUsers, AllowUsers, DenyGroups, and then AllowGroups. To be allowed to login, you must pass all the tests for the specified keywords.

That is, if you want *userx* who is in *groupy* and *groupz* to be allowed to login, and you plan to specify all four keywords, then:

- *userx* must not be in DenyUsers, and
- *userx* must be in AllowUsers, and
- both *groupy* and *groupz* must not be in DenyGroups, and
- either *groupy* or *groupz* must be in AllowGroups

Note: To be allowed to login, the user must have a group if AllowGroups or DenyGroups is specified.

See “Patterns” on page 145 in **ssh_config** for more information about patterns.

Refer to the **sshd_config** keyword **Match** for more information about matching z/OS user and group names.

Restriction: The maximum number of **AllowUsers** specifications is 256.

AuthorizedKeysFile

Specifies the file that contains the public keys that can be used for user authentication. **AuthorizedKeysFile** can contain tokens in the form *%T* which are substituted during connection setup. The following tokens are defined: *%%* is replaced by a literal *%*, *%h* is replaced by the home directory of the user being authenticated and *%u* is replaced by the username of that user. After expansion, **AuthorizedKeysFile** is taken to be an absolute path or one relative to the user's home directory (if no absolute path is given). The default is `.ssh/authorized_keys` anchored off the user's home directory.

Restriction: The maximum path length is 1023 bytes.

Banner

The contents of the specified file are sent to the remote user before authentication is allowed. If the argument is "none", then no banner is displayed. The default is no banner is displayed.

Restriction: This option applies to protocol version 2 only.

ChallengeResponseAuthentication

Not supported on z/OS UNIX. Specifies whether challenge-response authentication is allowed. The default is "no".

ChrootDirectory

Specifies a path to chroot to after authentication. This path, and all its components, must be root-owned directories that are not writable by any other user or group. This path also affects the files used during the login process. The default is not to chroot. For more information, see "Login process" on page 124 in the **sshd** section.

The path can contain the following tokens that are expanded at runtime once the connecting user has been authenticated: *%%* is replaced by a literal *%*, *%h* is replaced by the home directory of the user being authenticated, and *%u* is replaced by the username of that user.

The **ChrootDirectory** must contain the necessary files and directories to support the users' session. For interactive sessions, a shell (typically, **sh**) is required as well as basic `/dev` nodes such as `null`, `zero`, `stdin`, `stdout`, `stderr`, `random` and `tty` devices. For file transfer sessions using **sftp**, no additional configuration of the environment is necessary if the in-process **sftp** server is used (see **Subsystem** for details).

Rule: If the syslog daemon (**syslogd**) is used to debug the users' session, such as a file transfer session using **sftp**, then the **ChrootDirectory** must contain the datagram socket in use by **syslogd** (for example, `/dev/log`).

Restriction: The maximum path length is 1023 bytes.

Ciphers

Specifies the ciphers to use for encrypting the session in protocol version 2. Multiple ciphers must be comma-separated. Valid ciphers include:

3des-cbc

Triple-DES (3DES) algorithm

acss@openssh.org

OpenSSH acss@openssh.org cipher

aes128-cbc

Advanced Encryption Standard (AES) CBC mode with 128-bit key

aes128-ctr

Advanced Encryption Standard (AES) CTR mode with 128-bit key

aes192-cbc

Advanced Encryption Standard (AES) CBC mode with 192-bit key

aes192-ctr

Advanced Encryption Standard (AES) CTR mode with 192-bit key

aes256-cbc

Advanced Encryption Standard (AES) CBC mode with 256-bit key

aes256-ctr

Advanced Encryption Standard (AES) CTR mode with 256-bit key

arcfour

Arcfour algorithm

arcfour128

Arcfour algorithm with 128-bit key

arcfour256

Arcfour algorithm with 256-bit key

blowfish-cbc

Blowfish algorithm

cast128-cbc

CAST algorithm

rijndael-cbc@lysator.liu.se

Same as Advanced Encryption Standard (AES) CBC mode with 256-bit key

The ciphers list is typically one long unbroken line; however due to space limitations, the default ciphers list is not shown as one unbroken line. The default is:

```
aes128-ctr,aes192-ctr,aes256-ctr,arcfour256,arcfour128,aes128-cbc,
3des-cbc,blowfish-cbc,cast128-cbc,aes192-cbc,aes256-cbc,arcfour,
rijndael-cbc@lysator.liu.se
```

The ciphers list might need to be modified based on the ciphers source used. For more information, see the **zos_sshd_config** keyword CiphersSource.

ClientAliveInterval

Sets a timeout interval in seconds after which if no data has been received from the client, **sshd** sends a message through the encrypted channel to request a response from the client. The default is 0, indicating that these messages will not be sent to the client.

Restriction: This option applies to protocol version 2 only.

ClientAliveCountMax

Sets the number of client alive messages that can be sent without **sshd** receiving any messages back from the client. If this threshold is reached while client alive messages are being sent, **sshd** disconnects the client, thus terminating the session. It is important to note that the use of client alive messages is very different from TCPKeepAlive. Because the client alive messages are sent through the encrypted channel, they will not be spoofable. The TCP keepalive option enabled by TCPKeepAlive is

spoofable. The client alive mechanism is valuable when the client or server depend on knowing when a connection has become inactive.

If `ClientAliveInterval` is set to 15 and `ClientAliveCountMax` is left at the default value of 3, unresponsive SSH clients are disconnected after approximately 45 seconds.

Restriction: This option applies to protocol version 2 only.

Compression

Specifies whether compression is allowed (full) or delayed until the user has authenticated successfully. The argument must be set to one of the following selections:

- "no" to disable all compression.
- "yes" to enable both full (zlib) and delayed (zlib@openssh.com) compression.
- "delayed" to enable delayed (zlib@openssh.com) compression only.

The default is "no".

If you use compression with privilege separation, make sure that the `sshd` daemon address space can memory map at least 656 pages. Either specify at least `MAXMMAPAREA` (656) in `BPXPRMxx` to provide a large enough system-wide value, or use a security product such as RACF to specify the `MMAPAREAMAX` limit for the user ID starting the `sshd` daemon. See *z/OS UNIX System Services Planning* for more information about `MMAPAREAMAX`.

DenyGroups

This keyword can be followed by a list of group name patterns, separated by spaces. Login is disallowed for users whose primary group or supplementary group list matches one of the patterns. Only group names are valid; a numerical group ID is not recognized. The default is to allow login for all groups. The allow and deny options are processed in the following order to determine if the user should be disallowed from login: `DenyUsers`, `AllowUsers`, `DenyGroups`, and then `AllowGroups`. To be allowed to login, you must pass all the tests for the specified keywords.

That is, if you want `userx` who is in `groupy` and `groupz` to be allowed to login, and you plan to specify all four keywords, then:

- `userx` must not be in `DenyUsers`, and
- `userx` must be in `AllowUsers`, and
- both `groupy` and `groupz` must not be in `DenyGroups`, and
- either `groupy` or `groupz` must be in `AllowGroups`

Note: To be allowed to login, the user must have a group if `AllowGroups` or `DenyGroups` is specified.

See "Patterns" on page 145 in `ssh_config` for more information about patterns.

Refer to the `sshd_config` keyword `Match` for more information about matching z/OS user and group names.

Restriction: The maximum number of `DenyGroups` specifications is 256.

DenyUsers

This keyword can be followed by a list of user name patterns, separated by spaces. Login is disallowed for user names that match one of the patterns. Only user names are valid; a numerical user ID is not recognized. The

default is to allow login for all users. If the pattern takes the form *user@host* then *user* and *host* are separately checked, restricting logins to particular users from particular hosts. The allow and deny options are processed in the following order to determine if the user should be disallowed from login: DenyUsers, AllowUsers, DenyGroups, and then AllowGroups. To be allowed to login, you must pass all the tests for the specified keywords.

That is, if you want *userx* who is in *groupy* and *groupz* to be allowed to login, and you plan to specify all four keywords, then:

- *userx* must not be in DenyUsers, and
- *userx* must be in AllowUsers, and
- both *groupy* and *groupz* must not be in DenyGroups, and
- either *groupy* or *groupz* must be in AllowGroups

Note: To be allowed to login, the user must have a group if AllowGroups or DenyGroups is specified.

See "Patterns" on page 145 in **sshd_config** for more information about patterns.

Refer to the **sshd_config** keyword Match for more information about matching z/OS user and group names.

Restriction: The maximum number of DenyUsers specifications is 256.

ForceCommand

Forces the execution of the command specified by ForceCommand, ignoring any command supplied by the client and `~/.ssh/rc` if present. The command is invoked by using the user's login shell with the `-c` option. This applies to shell, command, or subsystem execution. It is most useful inside a Match block. The command originally supplied by the client is available in the SSH_ORIGINAL_COMMAND environment variable.

Specifying a command of "internal-sftp" forces the use of an in-process sftp server that requires no support files when used with ChrootDirectory.

Tip: **sftp-server** options can be specified with the "internal-sftp" command by separating the options with blank spaces.

GatewayPorts

Specifies whether remote hosts are allowed to connect to ports forwarded by the client. By default, **sshd** binds remote port forwardings to the loopback address. This prevents other remote hosts from connecting to forwarded ports. GatewayPorts can be used to specify that **sshd** is to allow remote port forwardings to bind to non-loopback addresses, thus allowing other hosts to connect. The argument can be set to one of the following selections:

- "no" to force remote port forwardings to be available to the local host only.
- "yes" to force remote port forwardings to bind to the wildcard address.
- "clientspecified" to allow the client to select the address to which the forwarding is bound.

The default is "no".

GSSAPIAuthentication

Not supported on z/OS UNIX. Specifies whether user authentication based on GSS-API is allowed. The default is "no".

Restriction: This option applies to protocol version 2 only.

GSS-API stands for Generic Security Services Application Programming Interface. It is a generic API for handling client-server authentication. Because it provides security services to callers in a generic way, supportable with a range of underlying mechanisms and technologies, it allows for source-level portability of applications to different environments. For more details, check IETF standard RFC 2743 at <http://www.ietf.org/rfc/rfc2743.txt>.

GSSAPICleanupCredentials

Not supported on z/OS UNIX. Specifies whether to automatically clear the user's credentials cache on logout. The default is "yes".

Restriction: This option applies to protocol version 2 only.

GSS-API stands for Generic Security Services Application Programming Interface. It is a generic API for handling client-server authentication. Because it provides security services to callers in a generic way, supportable with a range of underlying mechanisms and technologies, it allows for source-level portability of applications to different environments. For more details, check IETF standard RFC 2743 at <http://www.ietf.org/rfc/rfc2743.txt>

HostbasedAuthentication

Specifies whether rhosts or /etc/hosts.equiv authentication together with successful public key client host authentication is allowed (host-based authentication). The default is "no".

Restriction: This option applies to protocol version 2 only and is similar to RhostsRSAAuthentication.

HostbasedUsesNameFromPacketOnly

Specifies whether or not the server will attempt to perform a reverse name lookup when matching the name in the ~/.shosts, ~/.rhosts, and /etc/hosts.equiv files during HostbasedAuthentication. A setting of "yes" means that **sshd** uses the name supplied by the client instead of attempting to resolve the name from the TCP connection itself. The default is "no".

HostKey

Specifies a file containing a private host key used by OpenSSH. The default host key is /etc/ssh/ssh_host_key for protocol version 1. For protocol version 2, the default host key is /etc/ssh/ssh_host_rsa_key and /etc/ssh/ssh_host_dsa_key. **sshd** will refuse to use a file if it is group/world-accessible. RSA1 keys are used for protocol version 1 and DSA or RSA are used for protocol version 2.

It is possible to have multiple host key files and key ring certificates (as configured by the HostKeyRingLabel option in the **zos_sshd_config** file) in configuration files. If both host key files and key ring certificates are listed, the key ring certificates will be tried first. Only the first key found of each key type (for example, RSA, DSA, or RSA1) is used.

The maximum combined number of host key files and key ring certificates that can be specified is 256.

IgnoreRhosts

Specifies that .rhosts and .shosts files will not be used in RhostsAuthentication, RhostsRSAAuthentication or HostbasedAuthentication.

The `/etc/hosts.equiv` and `/etc/ssh/shosts.equiv` files are still used. The default is "yes".

IgnoreUserKnownHosts

Specifies whether `sshd` should ignore the user's `~/.ssh/known_hosts` during `RhostsRSAAuthentication` or `HostbasedAuthentication`. The default is "no".

KbdInteractiveAuthentication

Not supported on z/OS UNIX. Specifies whether to use keyboard-interactive authentication. The argument to this keyword must be "yes" or "no".

KeepAlive

This keyword is supported for compatibility with versions of OpenSSH before 3.8.1p1. On systems using OpenSSH 3.8.1p1 or later, you should use the keyword `TCPKeepAlive` instead.

Specifies whether the system should send TCP keepalive messages to the other side. If they are sent, death of the connection or crash of one of the machines will be properly noticed. However, connections will die if the route is down temporarily. On the other hand, if keepalives are not sent, sessions may hang indefinitely on the server, leaving ghost users and consuming server resources.

The default is "yes" (to send keepalives), and the server will notice if the network goes down or the client host crashes. This avoids infinitely hanging sessions.

To disable keepalives, the value should be set to "no".

KerberosAuthentication

Not supported on z/OS UNIX. Specifies whether Kerberos authentication is allowed. The authentication can be in the form of a Kerberos ticket, or if `PasswordAuthentication` is "yes", the password provided by the user will be validated through the Kerberos KDC. To use this option, the server needs a Kerberos `servtab` which allows the verification of the KDC's identity. The default is "no".

KerberosGetAFSToken

Not supported on z/OS UNIX. If AFS is active and the user has a Kerberos 5 TGT, attempts to acquire an AFS token before accessing the user's home directory. The default is "no".

KerberosOrLocalPasswd

Not supported on z/OS UNIX. Validates the password by means of the security product's normal password checking if password authentication through Kerberos fails. The default is "yes".

KerberosTgtPassing

Not supported on z/OS UNIX. Specifies whether a Kerberos TGT is to be forwarded to the server. This will work only if the Kerberos server is actually an AFS `kaserver`. The default is "no".

KerberosTicketCleanup

Not supported on z/OS UNIX. Specifies whether to automatically erase the user's ticket cache file on logout. The default is "yes".

KeyRegenerationInterval

In protocol version 1, the ephemeral server key is automatically regenerated after this many seconds (if it has been used). Regeneration prevents the decrypting of captured sessions by later breaking into the

machine and stealing the keys. The key is never stored anywhere. If the value is 0, the key is never regenerated. The default is 3600 (seconds).

ListenAddress

Specifies the local addresses **sshd** should listen on. The following forms can be used:

```
ListenAddress host|IPv4addr|IPv6_addr  
ListenAddress host|IPv4_addr:port  
ListenAddress [host|IPv6_addr]:port
```

If port is not specified, **sshd** listens on the address and all prior Port options specified. Multiple ListenAddress options are permitted. Additionally, any Port options must precede this option for non-port qualified addresses. The default is to listen on all local addresses.

LoginGraceTime

The server disconnects after this time if the user has not successfully logged in. If the value is 0, there is no time limit. The default is 120 (seconds).

LogLevel

Gives the verbosity level that is used when logging messages from **sshd**. The possible values are: QUIET, FATAL, ERROR, INFO, VERBOSE, DEBUG, DEBUG1, DEBUG2, and DEBUG3. The default is INFO. DEBUG and DEBUG1 are equivalent. DEBUG2 and DEBUG3 each specify higher levels of debugging output.

Guideline: Do not log with a DEBUG level because doing so violates the privacy of users.

For more information about these logging levels, also referred to as priority codes, see the syslog daemon chapter in *z/OS Communications Server: IP Configuration Reference*.

MACs Specifies the MAC (message authentication code) algorithms in order of preference. The MAC algorithm is used for data integrity protection. Multiple algorithms must be comma-separated.

The MAC algorithms list is typically one long unbroken line; however due to space limitations, the default MAC algorithms list is not shown as one unbroken line. The default is: hmac-md5,hmac-sha1,umac-64@openssh.com,hmac-ripemd160,hmac-ripemd160@openssh.com,hmac-sha1-96,hmac-md5-96.

The MAC algorithms list might need to be modified based on the MAC algorithms source used. For more information, see the **zos_sshd_config** keyword MACsSource.

Restriction: This option applies to protocol version 2 only.

Match Introduces a conditional block. If all of the criteria on the Match line are satisfied, the keywords on the following lines override those set in the global section of the config file, until either another Match line or the end of the file.

Rule: Global settings must be placed before the first Match block.

The arguments to Match are one or more criteria-pattern pairs. The available criteria are User, Group, Host, and Address. The match patterns can consist of single entries or comma-separated lists and can use the wildcard and negation operators described in the **ssh_config** section "Patterns" on page 145.

Restrictions: Some restrictions apply.

- Only a subset of keywords can be used on the lines following a Match keyword. Those keywords are AllowTcpForwarding, Banner, ChrootDirectory, ForceCommand, GatewayPorts, HostbasedAuthentication, PasswordAuthentication, PermitOpen, PermitRootLogin, PubkeyAuthentication, RhostsRSAAuthentication, RSAAuthentication, X11DisplayOffset, X11Forwarding, and X11UseLocalHost.
- The maximum number of Group Match criteria arguments is 256.

Guideline: User and group names are typically not case sensitive on z/OS systems. However, when matching user and group names for this keyword and for related keywords (such as the **sshd_config** keywords AllowGroups, AllowUsers, DenyGroups and DenyUsers), the user and group names must be in the same alphabetical case as is stored in the user database, group database and user ID alias table (for example, USERIDALIASTABLE).

Example:

```
AllowTcpForwarding no

Match Address 192.168.32.*,127.0.0.1
    AllowTcpForwarding yes
    GatewayPorts no

Match User bar,baz
    AllowTcpForwarding yes

Match Host t*
    AllowTcpForwarding yes
```

MaxAuthTries

Specifies the maximum number of authentication attempts permitted per connection. When the number of failures reaches half this value, additional failures are logged. The default is 6.

Password authentication failures are always logged.

MaxStartups

Specifies the maximum number of concurrent unauthenticated connections to the SSH daemon. Additional connections will be dropped until authentication succeeds or the LoginGraceTime expires for a connection. The default is 10:30:100.

Alternately, random early drop can be enabled by specifying the three colon separated values "start:rate:full" (for example, "10:30:100"). **sshd** will refuse connection attempts with a probability of "rate/100" (30%, in the example) if there are currently "start" (10) unauthenticated connections. The probability increases linearly and all connection attempts are refused if the number of unauthenticated connections reaches "full" (100).

PAMAuthenticationViaKbdInt

Not supported on z/OS UNIX. Specifies whether PAM challenge-response authentication is allowed. This option allows the use of most PAM challenge-response authentication modules, but it will allow password authentication regardless of whether PasswordAuthentication is enabled.

PasswordAuthentication

Specifies whether password authentication is allowed. The argument must be set to "yes" or "no". The default is "yes". Password authentication checks a user-supplied password or password phrase.

PermitEmptyPasswords

Specifies whether the server allows login to accounts with empty password strings when password authentication is allowed. The default is "no".

Guideline: Set this keyword to "no" for security reasons. However, empty passwords can be allowed by setting up a SURROGAT class. The MVS identity running `sshd` requires READ access to the SURROGAT class profile, `BPX.SRV.aaaaaaaa` (where `aaaaaaaa` is the MVS userid for each user who is permitted to log in with an empty password.) This allows any user to login to user ID `aaaaaaaa` without a password.

PermitOpen

Specifies the destinations to which TCP port forwarding is permitted. The forwarding specification must be one of the following forms:

```
PermitOpen host:port
PermitOpen IPv4_addr:port
PermitOpen [IPv6_addr]:port
```

Multiple forwards can be specified by separating them with white space. An argument of "any" can be used to remove all restrictions and permit any forwarding requests. By default, all port forwarding requests are permitted.

Restriction: The maximum number of forwards that can be specified is 100.

PermitRootLogin

Specifies whether a superuser (root) can login using `ssh`. The argument must be "yes" (default), "without-password", "forced-commands-only", or "no".

If this option is set to "without-password", password authentication is disabled for superusers.

If this option is set to "forced-commands-only", superuser login with public key authentication will be allowed, but only if the Authorized Keys File "command=" option has been specified (which may be useful for taking remote backups even if superuser login is normally not allowed). All other authentication methods are disabled for superusers.

If this option is set to "no", a superuser is not allowed to login.

PermitTunnel

Not supported on z/OS UNIX. Specifies whether tunnel device forwarding is allowed. The argument must be "yes", "point-to-point" (layer 3), "ethernet" (layer 2), or "no". Specifying "yes" permits both "point-to-point" and "ethernet". The default is "no".

PermitUserEnvironment

Specifies whether the `~/.ssh/environment` and `environment=` options in `~/.ssh/authorized_keys` are processed by `sshd`. The default is "no". Enabling environment processing might enable users to bypass access restrictions in some configurations using mechanisms such as `LD_PRELOAD`.

The user's environment variables are processed after authentication and after the `sshd_config` keyword `AcceptEnv` is processed. As a result, the values of the user's environment variables might overwrite the results of the previous environment variable processing.

PidFile

Specifies the file that contains the process ID of the **sshd** daemon. The default is `/var/run/sshd.pid`.

Port Specifies the port number that **sshd** listens on. The default is 22. Multiple options of this type are permitted. See also `ListenAddress`.

PrintLastLog

Not supported on z/OS UNIX. Specifies whether **sshd** should print the date and time of the last user login when a user logs in interactively. The default is "no". This option only returns information if your system supports lastlog data, such as with a `wtmp` or `wtmpx` file.

PrintMotd

Specifies whether **sshd** should print `/etc/motd` when a user logs in interactively. (On some systems, the shell, `/etc/profile`, or equivalent also prints `/etc/motd`.) The default is "yes". For more information about the use of `/etc/motd` during the login process, see "Login process" on page 124.

Protocol

Specifies the protocol versions **sshd** should support. The possible values are "1" and "2". Multiple versions must be comma-separated. The default is "2".

PubkeyAuthentication

Specifies whether public key authentication is allowed. The default is "yes".

Restriction: This option applies to protocol version 2 only.

RhostsAuthentication

Specifies whether authentication using `rhosts` or `/etc/hosts.equiv` files is sufficient. Normally, this method should not be permitted, because it is insecure. `RhostsRSAAuthentication` should be used instead, because it performs RSA-based host authentication in addition to normal `rhosts` or `/etc/hosts/.equiv` authentication. The default is "no".

Restrictions: Some restrictions apply.

1. This option applies to protocol version 1 only.
2. `RhostsAuthentication` cannot be used with privilege separation.

This option was removed from the OpenSSH open source base distribution.

RhostsRSAAuthentication

Specifies whether `rhosts` or `/etc/hosts.equiv` authentication together with successful RSA host authentication is allowed. The default is "no".

Restriction: This option applies to protocol version 1 only.

RSAAuthentication

Specifies whether pure RSA authentication is allowed.

Restriction: This option applies to protocol version 1 only.

ServerKeyBits

Determines the number of bits in the ephemeral protocol version 1 server key. The minimum value is 512 and the default is 768.

StrictModes

Specifies whether **sshd** should check file modes and ownership of the user's files and home directory before accepting login. This is normally desirable in case users inadvertently leave their directory or files world-writable. The default is "yes".

Specifically, `StrictModes` checks that the following files, directories, and component path names are owned by the current user or superuser and that they are not group or world-writable:

- User's home directory
- User's `.rhosts` and `.shosts` files
- User's authorized keys file
- User's known hosts file

Subsystem

Configures an external subsystem (such as file transfer daemon) in protocol version 2. Arguments should be a subsystem name and a command with optional arguments to execute upon subsystem request.

The command `/usr/lib/ssh/sftp-server` implements the `sftp` file transfer subsystem. Alternatively, the name "internal-sftp" implements an in-process `sftp` server. Using the in-process `sftp-server` might simplify configurations that use the `ChrootDirectory` keyword to force a different file system root on clients. You can specify `sftp-server` options with the "internal-sftp" command by separating the options with blank spaces.

By default, no subsystems are defined. User-defined (non-builtin) subsystems are only supported between z/OS and z/OS. See "Limitations" on page 163 for more information.

SyslogFacility

Gives the facility code that is used when logging messages from `sshd`. The possible values are: `DAEMON`, `USER`, `AUTH`, `LOCAL0`, `LOCAL1`, `LOCAL2`, `LOCAL3`, `LOCAL4`, `LOCAL5`, `LOCAL6`, `LOCAL7`. If `sshd` is run in debug mode (invoked with `-d`), logging goes to `stderr` instead of the `syslog`. The default is `AUTH`.

For more information about these log facilities, see the `syslog` daemon section in *z/OS Communications Server: IP Configuration Reference*.

TCPKeepAlive

Specifies whether the system should send TCP keepalive messages to the other side. If they are sent, a lost network connection or stopping of one of the machines will be properly noticed. However, this means that connections will die if the route is down temporarily, and some people find it annoying. On the other hand, if keepalives are not sent, sessions may hang indefinitely on the server, leaving ghost users and consuming server resources. The default is "yes" (to send TCP keepalive messages), and the server will notice if the network goes down or the client host crashes. This option avoids infinitely hanging sessions. To disable TCP keepalive messages, set the value to "no".

UseDNS

Specifies whether `sshd` should look up the remote host name and check that the resolved host name for the remote IP address maps back to the same IP address. The default is "yes".

UseLogin

Specifies whether `login` is used for interactive login sessions. `login` is never used for remote command execution. If `UseLogin` is enabled, X11 forwarding will be disabled because `login` does not know how to handle `xauth` cookies. If `UsePrivilegeSeparation` is specified, `UsePrivilegeSeparation` is disabled after authentication. The default is "no".

UsePAM

Not supported on z/OS UNIX. Enables PAM authentication (via challenge-response) and session set up. The default is "no".

UsePrivilegeSeparation

Specifies whether **sshd** separates privileges by creating an unprivileged child process to deal with incoming network traffic. After successful authentication, another process will be created that has the privilege of the authenticated user. The goal of privilege separation is to prevent privilege escalation by containing any corruption within the unprivileged processes. The default is "yes".

VerifyReverseMapping

This keyword is supported for compatibility with versions of OpenSSH before 3.8.1p1. On systems using OpenSSH 3.8.1p1 or later, use the keyword UseDNS.

Specifies whether **sshd** should try to verify the remote host name and check that the resolved host name for the remote IP address maps back to the same IP address. The default is "yes".

X11DisplayOffset

Specifies the first display number available for **sshd**'s X11 forwarding. This prevents **sshd** from interfering with real X11 servers. The default is "10".

X11Forwarding

Specifies whether X11 forwarding is permitted. Disabling X11 forwarding does not improve general z/OS security, because users can install their own forwarders. X11 forwarding is automatically disabled if UseLogin is enabled. The default is "no".

X11UseLocalhost

Specifies whether **sshd** should bind the X11 forwarding server to the loopback address or to the wildcard address. By default **sshd** binds the forwarding server to the loopback address and sets the hostname part of the DISPLAY environment variable to *localhost*. This prevents remote hosts from connecting to the fake display. However, some X11 clients may not function with this configuration. X11UseLocalhost can be set to "no" to specify that the forwarding server should be bound to the wildcard address. The argument must be "yes" (default) or "no".

XAuthLocation

Specifies the location of the xauth program. The default is `/usr/X11R6/bin/xauth`.

Limitations

User-defined subsystems are only supported between z/OS and z/OS. This is due to a limitation in the SECSH protocol with regards to EBCDIC platforms; for information about the IETF SECSH RFCs and internet drafts, see Appendix C, "RFCs and Internet drafts," on page 417. User-defined subsystems are specified by using the **sshd_config** subsystem keyword. Only the built-in **sftp** subsystem is supported for transfers between all platforms.

Time formats

sshd command-line arguments and configuration file options that specify time can be expressed using a sequence of the form: *time[qualifier]* where *time* is a positive integer value and *qualifier* is one of the following selections:

- <none> seconds
- s | S seconds

sshd_config

- m | M minutes
- h | H hours
- d | D days
- w | W weeks

Each member of the sequence is added together to calculate the total time value.

Time format examples:

```
600      600 seconds (10 minutes)
10m      10 minutes
1h30m    1 hour 30 minutes (90 minutes)
```

Files

`/etc/ssh/sshd_config`

Contains configuration data for **sshd**. This file should be writable by superuser only, but it is recommended (though not necessary) that it be world-readable.

Related information

sshd

Authors

OpenSSH is a derivative of the original and free ssh 1.2.12 release by Tatu Ylonen. Aaron Campbell, Bob Beck, Markus Friedl, Niels Provos, Theo de Raadt and Dug Song removed many bugs, re-added newer features and created OpenSSH. Markus Friedl contributed the support for SSH protocol versions 1.5 and 2.0. Niels Provos and Markus Friedl contributed support for privilege separation.

zos_sshd_config — z/OS-specific OpenSSH daemon configuration file

Description

z/OS obtains z/OS-specific daemon configuration data in the following order:

1. Command-line specification using the **sshd -o** option.
2. Configuration file specified with the environment variable `_ZOS_SSHD_CONFIG`. The default is `/etc/ssh/zos_sshd_config`. For each keyword, the first obtained value is used.

Restriction: z/OS-specific keywords cannot be specified in the **sshd_config** configuration files such as the system-wide configuration file (`/etc/ssh/sshd_config`) or the user-defined configuration file specified with the **sshd -f** option.

File format

The **zos_sshd_config** configuration file views empty lines and lines starting with # as comments. Configuration options can be specified using two different formats.

- The first format is the keyword argument pair separated by white space.
- The second format is the keyword argument pair separated with exactly one "=" and optional white space. This format avoids the need to quote white space when specifying configuration options using the **sshd -o** option. Arguments can optionally be enclosed in double quotes (") in order to represent arguments containing spaces.

For example:

keyword argument
keyword=argument

Keywords are not case sensitive while arguments are case sensitive. Following are the possible keywords:

CiphersSource

Specifies the source used to implement the ciphers specified by the **sshd_config** keyword Ciphers. Valid arguments are “any”, “OpenSSL” or “ICSF”. The default is “OpenSSL”. Specifying “OpenSSL” requests all ciphers to be implemented using the statically linked OpenSSL cryptographic library. Specifying “ICSF” requests all applicable ciphers to be implemented using Integrated Cryptographic Service Facility (ICSF). Ciphers that are not supported by ICSF will fail if used. Specifying “any” requests all applicable ciphers to be implemented using ICSF if available. Ciphers that are not supported by ICSF are implemented using OpenSSL. If ICSF is not available, all ciphers are implemented using OpenSSL. For more information about the ICSF-supported ciphers and the setup required to use ICSF, see “Setting up OpenSSH to use ICSF ciphers and MAC algorithms” on page 51.

Restriction: This option applies to protocol version 2 only and is provided via the PTF for APAR OA37278.

HostKeyRingLabel

Specifies the key ring owner, name of the key ring and certificate label within the key ring containing a private host key used by OpenSSH. The key ring can be real or virtual, and certificate labels can contain embedded blanks. The key ring and the certificate connected to the key ring were created in the server authentication setup, which are described in “Steps for setting up user authentication when using key rings to store keys” on page 72. One or more blanks separate the key ring name from the certificate label. The host private key is read from this key ring before HostKey files are checked. The default is to use only the HostKey file (or files).

It is possible to have multiple host key files and key ring certificates in configuration files. If both host key files and key ring certificates are used, the key ring certificates are tried first. Only the first key found of each type (for example, RSA, DSA, or RSA1) is used. The maximum combined number of host key files and key ring certificates that can be specified is 256.

The option value must be surrounded by double quotes.

Example: An example of this option in the **zos_sshd_config** file for a key ring named SSHDring' that is owned by SSHDAEM and a certificate labeled 'my label with blanks' is as follows:

```
HostKeyRingLabel="SSHDAEM/SSHDring my label with blanks"
```

If the option is specified as a command-line option, you might need to escape the double quote characters that surround the argument value:

```
-o HostKeyRingLabel=\"\\SSHDAEM/SSHDring my label with blanks\\\""
```

MACsSource

Specifies the source used to implement the MAC algorithms specified by the **sshd_config** keyword MACs. Valid arguments are “any”, “OpenSSL” or “ICSF”. The default is “OpenSSL”. Specifying “OpenSSL” requests all MAC algorithms to be implemented using the statically linked OpenSSL

cryptographic library. Specifying "ICSF" requests all applicable MAC algorithms to be implemented using Integrated Cryptographic Service Facility (ICSF). MAC algorithms not supported by ICSF will fail if used. Specifying "any" requests all applicable MAC algorithms to be implemented using ICSF if available. MAC algorithms that are not supported by ICSF are implemented using OpenSSL. If ICSF is not available, all MAC algorithms are implemented using OpenSSL. For more information about the ICSF-supported MAC algorithms and the setup required to use ICSF, see "Setting up OpenSSH to use ICSF ciphers and MAC algorithms" on page 51.

Restriction: This option applies to protocol version 2 only and is provided by way of the PTF for APAR OA37278.

Match Introduces a conditional block. If all of the criteria on the Match line are satisfied, the keywords on the following lines override those set in the global section of the config file, until either another Match line or the end of the file.

Rule: Global settings must be placed before the first Match block.

The arguments to Match are one or more criteria-pattern pairs. The available criteria are User, Group, Host, and Address. The match patterns can consist of single entries or comma-separated lists and can use the wildcard and negation operators described in the `ssh_config` section "Patterns" on page 145.

Restrictions: Some restrictions apply.

1. Only the ServerSMF keyword can be used on the line following a Match keyword.
2. The maximum number of Group Match criteria arguments is 256.

Guideline: User and group names are typically not case sensitive on z/OS systems. However, when matching user and group names for this keyword, the user and group names must be in the same alphabetical case as is stored in the user database, group database and user ID alias table (for example, USERIDALIASTABLE).

For example:

```
ServerSMF none

Match Address 192.168.32.*,127.0.0.1
  ServerSMF TYPE119_U83

Match User bar,baz
  ServerSMF TYPE119_U84

Match Host t*
  ServerSMF TYPE119_U83
```

ServerSMF

Specifies whether to collect server SMF records. The argument must be set to "TYPE119_U83", "TYPE119_U84" or "none". The default is "none". If set to "TYPE119_U83" or "TYPE119_U84" SMF Type 119 login failure records (subtype 98) are collected as well as server transfer completion records (subtype 96) for the `sftp` and `scp` commands. SMF record exit IEFU83 receives control for "TYPE119_U83". SMF record exit IEFU84 receives control for "TYPE119_U84".

SftpServerConvert

Specifies the file extensions which are allowed to perform the text file

conversion between ASCII and EBCDIC on z/OS **sftp-server**. The argument can be set as a single or a list of file extensions. The list of file extensions must be comma-separated. The transferred files that have extension types listed as part of these keywords are allowed to be converted between ASCII and EBCDIC. Otherwise, they are not converted. The maximum number of file extensions is 64.

Example: An example of this option in the **zos_sshd_config** file to allow the conversion for the text files with *.c or *.h file extension on the z/OS **sftp-server**:

```
SftpServerConvert=*.c,*.h
```

Restriction: This option is provided by way of the PTF for APAR OA44038.

Environment variable

_ZOS_SSHD_CONFIG

Specifies the path name of the user-defined **zos_sshd_config** configuration file. The default is `/etc/ssh/zos_sshd_config`. See “File format” on page 164 for the available keywords. The recommended permissions of the specified file are read/write for the user and not accessible by others.

Files

/etc/ssh/zos_sshd_config

z/OS-specific system-wide daemon configuration file. This file must be world-readable but writable only by a superuser.

Related information

`scp`, `sftp`, `sftp-server`, `sshd`

Other OpenSSH files

moduli — System moduli file

Description

The `/etc/ssh/moduli` file contains the system-wide Diffie-Hellman prime moduli for **sshd**. Each line in this file contains the following fields: Time, Type, Tests, Tries, Size, Generator, Modulus. The fields are separated by white space (tab or blank). The file is searched for moduli that meet the appropriate Time, Size and Generator criteria. When more than one meet the criteria, the selection should be weighted toward newer moduli, without completely disqualifying older moduli.

File format

Time: `yyyymmddhhmmss`

Specifies the system time that the line was appended to the file. The value `00000000000000` means unknown (historic).

Type: `decimal`

Specifies the internal structure of the prime modulus.

- | | |
|---|---|
| 0 | Unknown; often learned from peer during protocol operation, and saved for later analysis. |
| 1 | Unstructured; a common large number. |
| 2 | Safe ($p = 2q + 1$); meets basic structural requirements. |
| 3 | Schnorr. |

moduli

- 4 Sophie-Germaine ($q = (p-1)/2$); usually generated in the process of testing safe or strong primes.
- 5 Strong; useful for RSA public key generation.

Tests: decimal (bit field)

Specifies the methods used in checking for primality. Usually, more than one test is used.

- 0 Not tested; often learned from peer during protocol operation, and saved for later analysis.
- 1 Composite; failed one or more tests. In this case, the highest bit specifies the test that failed.
- 2 Sieve; checked for division by a range of smaller primes.
- 4 Miller-Rabin.
- 8 Jacobi.
- 16 Elliptic Curve.

Tries: decimal

Depends on the value of the highest valid Test bit, where the method specified is:

- 0 Not tested (always zero).
- 1 Composite (irrelevant).
- 2 Sieve; number of primes sieved. Commonly on the order of 32,000,000.
- 4 Miller-Rabin; number of M-R iterations. Commonly on the order of 32 to 64.
- 8 Jacobi; unknown (always zero).
- 16 Elliptic Curve; unused (always zero).

Size: decimal

Specifies the number of significant bits.

Generator: hex string

Specifies the best generator for a Diffie-Hellman exchange. 0 = unknown or variable such as 2, 3, or 5.

Modulus: hex string

The prime modulus.

Related information

sshd

Chapter 11. OpenSSH files Quick Reference

Configuration files

Table 17 lists the configuration files that must be copied into the /etc directory. Samples provided by the installation must be copied into /etc.

Table 17. Configuration files to copy into /etc (including permissions)

File	Copied to	Description	Permissions	Owner
/samples/moduli	/etc/ssh/moduli	Contains Diffie-Hellman groups for sshd . See moduli .	644	UID(0)
/samples/ssh_prng_cmds	/etc/ssh/ssh_prng_cmds	Commands for gathering entropy	644	UID(0)
/samples/ssh_config	/etc/ssh/ssh_config	OpenSSH client configuration file. See ssh_config .	644	UID(0)
/samples/sshd_config	/etc/ssh/sshd_config	OpenSSH daemon configuration file. See sshd_config .	644	UID(0)
/samples/zos_ssh_config	/etc/ssh/zos_ssh_config	z/OS-specific OpenSSH client configuration file. See zos_ssh_config .	644	UID(0)
/samples/zos_sshd_config	/etc/ssh/zos_sshd_config	z/OS-specific OpenSSH daemon configuration file. See zos_sshd_config .	644	UID(0)

Program-generated files

Table 18 lists the files created by OpenSSH and lists the owner and permissions that are set upon creation.

Table 18. Program-generated files (including permissions)

File	Produced by	Description	Permissions	Owner
~/.ssh/prng_seed	ssh-rand-helper	Seed file used by ssh-rand-helper	600	User
/var/run/sshd.pid	sshd	sshd daemon process ID	644	UID(0)
/var/run/sshd.mm.XXXXXXXXXX	sshd	Temporary files used for compression with privilege separation	600	UID(0)

Administrator-generated user files

Table 19 lists the files created by the administrator and lists the owner and permissions that are set upon creation.

Table 19. Administrator-generated files (including permissions)

File	Produced by	Description	Permissions	Owner
/etc/ssh/sshrd	Administrator	Optional host-specific initialization script	644	UID(0)
/etc/ssh/ssh_host_key	ssh-keygen	Host private key file	600	UID(0)
/etc/ssh/ssh_host_dsa_key	ssh-keygen	Host private DSA key file	600	UID(0)
/etc/ssh/ssh_host_rsa_key	ssh-keygen	Host private RSA key file	600	UID(0)
/etc/ssh/ssh_host_key.pub	ssh-keygen	Host public key file	644	UID(0)
/etc/ssh/ssh_host_dsa_key.pub	ssh-keygen	Host public DSA key file	644	UID(0)
/etc/ssh/ssh_host_rsa_key.pub	ssh-keygen	Host public RSA key file	644	UID(0)
/etc/ssh/ssh_known_hosts	Administrator (possibly by using ssh-keyscan)	Public keys for remote hosts allowed by system	644	UID(0)
/etc/hosts.equiv	Administrator	Not recommended. Hosts listed in .rhosts authentication.	644	UID(0)
/etc/ssh/shosts.equiv	Administrator	Not recommended. Hosts list used in ssh host-based authentication.	644	UID(0)
/etc/nologin	Administrator	If it exists, prevents non-superuser sshd login and outputs contents to user.	644	UID(0)

User-generated files

Table 20 lists the files created by the user and lists the owner and permissions that are set upon creation.

Table 20. User-generated files (including permissions)

File	Produced by	Description	Permissions	Owner
~/.ssh/known_hosts	Remote host key added to the file when user connects to an unknown host.	Public keys for remote hosts that users can communicate with.	644	User
~/.ssh/authorized_keys	Copied from ~/.ssh/*.pub files of this user's accounts on other (remote) systems.	Public keys that can be used to log in to user's account.	644	User
~/.rhosts	User	Not recommended. Hosts and users lists to which user can login without password.	644	User

Table 20. User-generated files (including permissions) (continued)

File	Produced by	Description	Permissions	Owner
~/.shosts	User	Not recommended. Hosts and users lists that users can login (via sshd only) without password.	644	User
~/.ssh/config	Per-user OpenSSH client configuration file	Copied from /samples/ssh_config by user	644	User
~/.ssh/zos_user_ssh_config	User	z/OS-specific per-user OpenSSH client configuration file	644	User
~/.ssh/environment	User	User's environment variable initialization at ssh login	600	User
~/.ssh/rc	User	User's initialization script at ssh login	600	User
~/.ssh/identity	ssh-keygen	User private key file (protocol 1)	600	User
~/.ssh/id_dsa	ssh-keygen	User private DSA key file	600	User
~/.ssh/id_rsa	ssh-keygen	User private RSA key file	600	User
~/.ssh/identity.pub	ssh-keygen	User public key (protocol 1)	644	User
~/.ssh/id_dsa.pub	ssh-keygen	User public DSA key	644	User
~/.ssh/id_rsa.pub	ssh-keygen	User public RSA key	644	User

Chapter 12. SMF Type 119 records for OpenSSH

This topic describes the SMF Type 119 records collected for OpenSSH servers and clients.

Common SMF Type 119 record format

C-level macros for mapping OpenSSH SMF Type 119 records can be found in `/samples/ssh_smf.h`. Assembler mappings can be found in FOTSMF77 in SYS1.MACLIB.

All Type 119 SMF records are in the format shown in Table 21. For a list of record subtypes that OpenSSH supports, see “SMF 119 record subtypes for OpenSSH” on page 174.

Table 21. Records types and subtype information

Offset	Name	Length	Format	Description
0(x'0')	Standard header	24	Binary	SMF system header
0(x'0')	SMF_119SSH_HDLength	2	Binary	SMF record length
2(x'2')	SMF_119SSH_HDSegDesc	2	Binary	Segment descriptor
4(x'4')	SMF_119SSH_HDFlags	1	Binary	Record flags
5(x'5')	SMF_119SSH_HDType	1	Binary	Record type; is set to 119 (x'77')
6(x'6')	SMF_119SSH_HDTime	4	Binary	SMF system time stamp (is local time)
10(x'A')	SMF_119SSH_HDDate	4	Packed	SMF system date (is local date)
14(x'D')	SMF_119SSH_HDSID	4	EBCDIC	SMF system ID
18(x'12')	SMF_119SSH_HDSSI	4	EBCDIC	SMF subsystem ID
22(x'16')	SMF_119SSH_HDSubType	2	Binary	Record subtype
24(x'18')	Self-defining section		Binary	This section indicates how many sections follow and their location in the record.
...	TCP/IP identification section for OpenSSH	64	Binary	This section is present in every record; it describes the TCP/IP stack that issued the record. Its location and size are indicated by the self-defining section.
...	Record-specific data section 1	...	Binary	First record-specific data section. Its location and size are indicated by the self-defining section.
...	Record-specific data section 1, second entry	...	Binary	The self-defining section indicates how many occurrences of each record-specific data section are present in the record.
...	Record-specific data section 2 (optional)	...	Binary	Second record-specific data section.
...	Binary	...
...	Record-specific data section <i>n</i> , first entry (optional)	...	Binary	Last record-specific data section. The self-defining section indicates how many types of data sections there are.

z/OS MVS System Management Facilities (SMF) contains information about SMF headers. For more information about the other sections, see the section on SMF Type 119 records in *z/OS Communications Server: IP Configuration Reference*.

SMF 119 record subtypes for OpenSSH

OpenSSH collects SMF Type 119 records for file transfer activity and login failure information. You can control the collection of these records by using the configuration keywords ClientSMF and ServerSMF in z/OS-specific client and daemon configuration files, respectively. These keywords also indicate whether system-wide SMF record exit IEFU83 or IEFU84 receives control. For more information about those keywords, see `zos_ssh_config` and `zos_sshd_config`.

The specified SMF record exit receives control before each record is written to the SMF data set. A return code from this exit indicates whether the system is to suppress the current SMF record. The parameter passed to this exit is the SMF record to be written. See *z/OS MVS System Management Facilities (SMF)* for more information.

All the records described in this topic are written using record type `x'77'` (format 119), and record subtype values, at offset `22(x'16)` in the SMF record header, are used to uniquely identify the type of record being collected as well as describing the values that will be seen in the `SMF_119SSH_TI_Comp` and `SMF_119SSH_TI_Reason` fields of the TCP/IP identification section. Table 22 correlates the subtypes collected by OpenSSH to the type of record being produced.

Table 22. OpenSSH SMF Type 119 record subtype information and record type

Record subtype	Description	Component	Reason
96(x'60')	Server transfer completion record	SFTPS or SCPS	Event
97(x'61')	Client transfer completion record	SFTPC or SCPC	Event
98(x'62')	Login failure record	SSHD	Event

Additional SMF Type 119 subtype records are provided by z/OS Communications Server and are described in *z/OS Communications Server: IP Configuration Reference*.

Standard data format concepts

The following concepts apply to standard data formats:

- Unless specified otherwise, all times are indicated in units of 1/100 seconds since midnight UTC/GMT (Universal Time, Coordinated/Greenwich Mean Time).
- All dates are indicated in packed binary-coded decimal (BCD) format, with digits `x'01yydddF'`. If no data is available, a date of `x'0000000F'` is written
- Interval durations are specified in units of 1/100 seconds.
- All IP addresses are in 128-bit IPv6 format. IPv4 addresses are reported in IPv4-mapped form where the 4-byte IPv4 address is preceded by 12 bytes, the first 10 of which are 0, and the last two of which are `'FF'x`. IPv6 addresses appears in numeric form.
- Unless specified otherwise, all path names are absolute path names.

Common TCP/IP identification section for OpenSSH

Table 23 shows a section that is present in every SMF Type 119 record. It identifies the system and stack information associated with the SMF record.

Table 23. Common TCP/IP identification section for OpenSSH

Offset	Name	Length	Format	Description
0(x'0')	SMF_119SSH_TI_SYSName	8	EBCDIC	System name from SYSNAME in IEASYSxx
8(x'8')	SMF_119SSH_TI_SysplexName	8	EBCDIC	Sysplex name from SYSPLEX in COUPLExx
16(x'10')	SMF_119SSH_TI_Stack	8	EBCDIC	TCP/IP stack name
24(x'18')	SMF_119SSH_TI_ReleaseID	8	EBCDIC	z/OS release identifier
32(x'20')	SMF_119SSH_TI_Comp	8	EBCDIC	OpenSSH subcomponent (right-padded with blanks): SFTPS sftp server SFTPC sftp client SCPS scp server SCPC scp client SSHD sshd daemon
40(x'28')	SMF_119SSH_TI_ASName	8	EBCDIC	Started task qualifier or address space name of address space that writes this SMF record
48(x'30')	SMF_119SSH_TI_UserID	8	EBCDIC	User ID of security context under which this SMF record is written
56(x'38')	Reserved	2	Binary	Reserved
58(x'3A')	SMF_119SSH_TI_ASID	2	Binary	ASID of address space that writes this SMF record
60(x'3C')	SMF_119SSH_TI_Reason	1	Binary	Reason for writing this SMF record x'08' Event record
61(x'3D')	SMF_119SSH_TI_RecordID	1	Binary	Record ID
61(x'3E')	Reserved	2	EBCDIC	Reserved

Common security section for OpenSSH

Table 24 shows a section that is present in every SMF Type 119 record. It identifies the security information associated with the SMF record.

Table 24. Common security section

Offset	Name	Length	Format	Description
0(x'0')	SMF_119SSH_SSHV	16	EBCDIC	OpenSSH version
16(x'10')	SMF_119SSH_SSLV	32	EBCDIC	OpenSSL version
48(x'30')	SMF_119SSH_ZlibV	16	EBCDIC	zlib version
64(x'40')	SMF_119SSH_ProtoV	8	EBCDIC	Protocol version (right-padded with blanks): 'SSHV1' Protocol version 1 'SSHV2' Protocol version 2
72(x'48')	SMF_119SSH_AuthMethod	2	Binary	Authentication method being used: x'0000' Unknown x'0001' None x'0002' Password x'0003' Public key x'0004' Host-based x'0005' Rhosts x'0006' RhostsRSA x'0007' RSA x'0008' Keyboard-interactive x'0009' Challenge-response x'000A' Control socket ¹

SMF Type 119 records

Table 24. Common security section (continued)

Offset	Name	Length	Format	Description
74(x'4A')	SMF_119SSH_Cipher	2	Binary	<p>Cipher type being used:</p> <p>x'0000' Unknown x'0001' None</p> <p>Possible values when protocol version 1:</p> <p>x'0002' 3DES x'0003' Blowfish x'0004' DES</p> <p>Possible values when protocol version 2:</p> <p>x'0005' 3des-cbc x'0006' blowfish-cbc x'0007' cast128-cbc x'0008' arcfour128 x'0009' arcfour256 x'000A' arcfour x'000B' aes128-cbc x'000C' aes192-cbc x'000D' aes256-cbc x'000E' aes128-ctr x'000F' aes192-ctr x'0010' aes256-ctr x'0011' rijndael-cbc@lysator.liu.se x'0012' acss@openssh.org x'1005' 3des-cbc (ICSF) x'1006' blowfish-cbc (ICSF) x'1008' arcfour128 (ICSF) x'1009' arcfour256 (ICSF) x'100A' arcfour (ICSF) x'100B' aes128-cbc (ICSF) x'100C' aes192-cbc (ICSF) x'100D' aes256-cbc (ICSF) x'1011' rijndael-cbc@lysator.liu.se (ICSF)</p> <p>Note: Unless indicated otherwise, the cipher source is OpenSSL.</p>
76(x'4C')	SMF_119SSH_MAC	2	Binary	<p>MAC algorithm being used:</p> <p>x'0000' Unknown x'0001' None (protocol version 1) x'0002' hmac-md5 x'0003' hmac-sha1 x'0004' umac-64@openssh.com x'0005' hmac-ripemd160 x'0006' hmac-sha1-96 x'0007' hmac-md5-96 x'0008' hmac-ripemd160@openssh.com x'1002' hmac-md5 (ICSF) x'1003' hmac-sha1 (ICSF) x'1005' hmac-ripemd160 (ICSF) x'1006' hmac-sha1-96 (ICSF) x'1007' hmac-md5-96 (ICSF) x'1008' hmac-ripemd160@openssh.com (ICSF)</p> <p>Note: Unless indicated otherwise, the MAC source is OpenSSL.</p>
78(x'4E')	SMF_119SSH_COMP	2	Binary	<p>Compression method being used:</p> <p>x'0000' Unknown x'0001' None (no) x'0002' zlib (yes) x'0003' zlib@openssh.com (delayed)</p>
<p>Note:</p> <p>1. When the authentication method being used is Control Socket and the <code>ssh</code> connection information cannot be collected from the control socket, the EBCDIC fields are set to blanks and the binary fields are set to x'0000' Unknown.</p>				

Server transfer completion record (subtype 96)

The server transfer completion records are collected when the **sftp-server** (regular or "internal-sftp") or the server side of **scp** completes processing of one of the following file transfer subcommands:

- Creating, uploading, downloading, renaming or removing files
- Creating and removing directories
- Changing the file permissions, UIDs, or GIDs
- Creating symbolic links

For **scp**, only file downloading or uploading apply. A common format for the record is used for each **sftp** file transfer operation, so the record contains an indication of which subcommand was performed.

See Table 23 on page 175 for the contents of the TCP/IP identification section. For the server transfer completion record, the TCP/IP identification section indicates either SFTPS (**sftp-server**) or SCPS (server side of **scp**) as the OpenSSH subcomponent and x'08' (event record) as the record reason.

See Table 24 on page 175 for the contents of the security section.

Table 25 shows the server transfer completion record self-defining section.

Table 25. Server transfer completion record self-defining section

Offset	Name	Length	Format	Description
0(x'0')	Standard SMF Header	24	Reserved	Standard SMF header, where the record subtype is 96 (x'60')
Self-defining section				
24(x'18')	SMF_119SSH_SDTRN	2	Binary	Number of triplets in this record (6)
26(x'1A')	Reserved	2	Binary	Reserved
28(x'1C')	SMF_119SSH_IDOff	4	Binary	Offset to TCP/IP identification section
32(x'20')	SMF_119SSH_IDLen	2	Binary	Length of TCP/IP identification section
34(x'22')	SMF_119SSH_IDNum	2	Binary	Number of TCP/IP identification sections
36(x'24')	SMF_119SSH_S1Off	4	Binary	Offset to security section
40(x'28')	SMF_119SSH_S1Len	2	Binary	Length of security section
42(x'2A')	SMF_119SSH_S1Num	2	Binary	Number of security sections
44(x'2C')	SMF_119SSH_S2Off	4	Binary	Offset to server transfer completion section
48(x'30')	SMF_119SSH_S2Len	2	Binary	Length of server transfer completion section
50(x'32')	SMF_119SSH_S2Num	2	Binary	Number of server transfer completion sections
52(x'34')	SMF_119SSH_S3Off	4	Binary	Offset to server host name section
56(x'38')	SMF_119SSH_S3Len	2	Binary	Length of server host name section
58(x'3A')	SMF_119SSH_S3Num	2	Binary	Number of server host name sections
60(x'3C')	SMF_119SSH_S4Off	4	Binary	Offset to server first associated path name section
64(x'40')	SMF_119SSH_S4Len	2	Binary	Length of server first associated path name section
66(x'42')	SMF_119SSH_S4Num	2	Binary	Number of server first associated path name sections
68(x'44')	SMF_119SSH_S5Off	4	Binary	Offset to server second associated path name section
72(x'48')	SMF_119SSH_S5Len	2	Binary	Length of server second associated path name section
74(x'4A')	SMF_119SSH_S5Num	2	Binary	Number of server second associated path name sections

SMF Type 119 records

Table 26 shows the server transfer completion specific section of this SMF record.

Table 26. Server transfer completion record specific section

Offset	Name	Length	Format	Description
0(x'0')	SMF_119SSH_FSOper	1	Binary	sftp subcommand code (for scp , only get and put apply): x'01' rmdir x'02' rm x'03' rename x'04' get x'05' put x'06' chmod x'07' chown or chgrp x'08' mkdir x'09' symlink
1(x'1')	Reserved	3	EBCDIC	Reserved
4(x'4')	SMF_119SSH_FSCmd	4	EBCDIC	sftp subcommand (the values are right-padded with blanks, and for scp , only GET and PUT apply): RMD Remove directory RM Remove file RENM Rename file GET Download file from the server PUT Upload file to the server CHMD Change file permission bits CHOW Change file owner or group MKD Create directory SLNK Create symbolic link
8(x'8')	SMF_119SSH_FSRIP	16	Binary	Remote IP address (client)
24(x'18')	SMF_119SSH_FSLIP	16	Binary	Local IP address (server)
40(x'28')	SMF_119SSH_FSRPort	2	Binary	Remote port number (client)
42(x'2A')	SMF_119SSH_FSLPort	2	Binary	Local port number (server)
44(x'2C')	SMF_119SSH_FSSUser	8	EBCDIC	Client User ID on server
52(x'34')	SMF_119SSH_FSTType	1	EBCDIC	Data transfer type: A ASCII B Binary
53(x'35')	SMF_119SSH_FSMODE	1	EBCDIC	Transfer mode: C Compressed S Stream
54(x'36')	Reserved	2	Binary	Reserved
56(x'38')	SMF_119SSH_FSSTime	4	Binary	Transmission start time of day
60(x'3C')	SMF_119SSH_FSSDate	4	Packed	Transmission start date
64(x'40')	SMF_119SSH_FSETime	4	Binary	Transmission end time of day
68(x'44')	SMF_119SSH_FSEDate	4	Packed	Transmission end date
72(x'48')	SMF_119SSH_FSDur	4	Binary	File transmission duration in units of 1/100 seconds
76(x'4C')	SMF_119SSH_FSBytes	8	Binary	Transmission byte count; 64-bit integer
84(x'54')	SMF_119SSH_FSSStat	4	EBCDIC	Server execution status (right-padded with blanks): OK Success FAIL Failure
88(x'58')	SMF_119SSH_FSCH1	8	Binary	Previous read/write/execute permissions of owner/group/other (in octal format) when chmod is used or the previous UID when chown or chgrp is used.
96(x'60')	SMF_119SSH_FSGP1	8	Binary	Previous GID when chown or chgrp is used.
104(x'68')	SMF_119SSH_FSCH2	8	Binary	New read/write/execute permissions of owner/group/other (in octal) when chmod is used or the new UID when chown or chgrp is used.

Table 26. Server transfer completion record specific section (continued)

Offset	Name	Length	Format	Description
112(x'70')	SMF_119SSH_FSGP2	8	Binary	New GID when chown or chgrp is used.

Table 27 shows the host name section for the server transfer completion record.

Table 27. Server transfer completion record section: Host name

Offset	Name	Length	Format	Description
0(x'0')	SMF_119SSH_FSHostname	<i>n</i>	EBCDIC	Host name

Table 28 shows the first associated path name section for the server transfer completion record. This section represents the server z/OS UNIX path name associated with the **sftp** or **scp** operation.

Table 28. Server transfer completion record section: First associated path name

Offset	Name	Length	Format	Description
0(x'0')	SMF_119SSH_FSPath1	<i>n</i>	EBCDIC	z/OS UNIX path name associated with the sftp or scp command. When the subcommand is rename or symlink, this refers to the previous path name.

Table 29 shows the second associated path name section for the server transfer completion record. This section represents the server z/OS UNIX file name associated with the rename or symlink subcommand.

Table 29. Server transfer completion record section: Second associated path name

Offset	Name	Length	Format	Description
0(x'0')	SMF_119SSH_FSPath2	<i>n</i>	EBCDIC	Second z/OS UNIX path name associated with rename or symlink subcommand. This is the new path name.

Client transfer completion record (subtype 97)

The client transfer completion records are collected when the client side of **sftp** or **scp** completes processing of one of the following file transfer operations:

- Uploading files
- Downloading files

A common format for the record is used for each file transfer operation, so the record contains an indication of which subcommand was performed.

See Table 23 on page 175 for the contents of the TCP/IP identification section. For the client transfer completion record, the TCP/IP identification section indicates either SFTPC (**sftp** client) or SCPC (**scp** client) as the subcomponent and x'08' (event record) as the record reason.

See Table 24 on page 175 for the contents of the security section.

Table 30 on page 180 shows the client transfer completion record self-defining section.

SMF Type 119 records

Table 30. Client transfer completion record self-defining section

Offset	Name	Length	Format	Description
0(x'0')	Standard SMF Header	24	Reserved	Standard SMF header, where the record subtype is 97 (x'61')
Self-defining section				
24(x'18')	SMF_119SSH_SDTRN	2	Binary	Number of triplets in this record (6)
26(x'1A')	Reserved	2	Binary	Reserved
28(x'1C')	SMF_119SSH_IDOff	4	Binary	Offset to TCP/IP identification section
32(x'20')	SMF_119SSH_IDLen	2	Binary	Length of TCP/IP identification section
34(x'22')	SMF_119SSH_IDNum	2	Binary	Number of TCP/IP identification sections
36(x'24')	SMF_119SSH_S1Off	4	Binary	Offset to security section
40(x'28')	SMF_119SSH_S1Len	2	Binary	Length of security section
42(x'2A')	SMF_119SSH_S1Num	2	Binary	Number of security sections
44(x'2C')	SMF_119SSH_S2Off	4	Binary	Offset to client transfer completion section
48(x'30')	SMF_119SSH_S2Len	2	Binary	Length of client transfer completion section
50(x'32')	SMF_119SSH_S2Num	2	Binary	Number of client transfer completion sections
52(x'34')	SMF_119SSH_S3Off	4	Binary	Offset to client transfer completion host name section
56(x'38')	SMF_119SSH_S3Len	2	Binary	Length of client transfer completion host name section
58(x'3A')	SMF_119SSH_S3Num	2	Binary	Number of client transfer completion host name section
60(x'3C')	SMF_119SSH_S4Off	4	Binary	Offset to client transfer completion user name section
64(x'40')	SMF_119SSH_S4Len	2	Binary	Length of client transfer completion user name section
66(x'42')	SMF_119SSH_S4Num	2	Binary	Number of client transfer completion user name sections
68(x'44')	SMF_119SSH_S5Off	4	Binary	Offset to client transfer completion associated path name section
72(x'48')	SMF_119SSH_S5Len	2	Binary	Length of client transfer completion associated path name section
74(x'4A')	SMF_119SSH_S5Num	2	Binary	Number of client transfer completion associated path name sections

Table 31 shows the client transfer completion specific record of this SMF record.

Table 31. Client transfer completion record specific section

Offset	Name	Length	Format	Description
0(x'0')	SMF_119SSH_FCCmd	4	EBCDIC	sftp or scp subcommand (right-padded with blanks): GET Download file from the server PUT Upload file to the server
4(x'4')	SMF_119SSH_FCRIP	16	Binary	Remote IP address (server) ¹
20(x'14')	SMF_119SSH_FCLIP	16	Binary	Local IP address (client) ¹
36(x'24')	SMF_119SSH_FCRPort	2	Binary	Remote port number (server) ¹
38(x'26')	SMF_119SSH_FCLPort	2	Binary	Local port number (client) ¹
40(x'28')	SMF_119SSH_FCLUser	8	EBCDIC	Local user ID
48(x'30')	SMF_119SSH_FCTType	1	EBCDIC	Data transfer type: A ASCII B Binary

Table 31. Client transfer completion record specific section (continued)

Offset	Name	Length	Format	Description
49(x'31')	SMF_119SSH_FCMode	1	EBCDIC	Transfer mode: ² C Compressed S Stream
50(x'32')	Reserved	2	Binary	Reserved
52(x'34')	SMF_119SSH_FCSTime	4	Binary	Transmission start time of day
50(x'32')	SMF_119SSH_FCSDate	4	Packed	Transmission start date
60(x'3C')	SMF_119SSH_FCETime	4	Binary	Transmission end time of day
64(x'40')	SMF_119SSH_FCEDate	4	Packed	Transmission end date
68(x'44')	SMF_119SSH_FCDur	4	Binary	File transmission duration in units of 1/100 seconds
72(x'48')	SMF_119SSH_FCBytes	8	Binary	Transmission byte count; 64-bit integer
80(x'50')	SMF_119SSH_FCStat	4	EBCDIC	Subcommand execution status (right-padded with blanks): OK Success FAIL Failure
Note:				
1. This field will be set to zero (0) when the Authentication method being used is Control Socket and the ssh connection information could not be collected from the control socket.				
2. This field will be set to blank when the Authentication method being used is Control Socket and the ssh connection information could not be collected from the control socket.				

Table 32 shows the client transfer completion host name section.

Table 32. Client transfer completion host name section

Offset	Name	Length	Format	Description
0(x'0')	SMF_119SSH_FCHostname	<i>n</i>	EBCDIC	Client host name

Table 33 shows the client transfer completion user name section.

Table 33. Client transfer completion user name section

Offset	Name	Length	Format	Description
0(x'0')	SMF_119SSH_FCUserID	<i>n</i>	EBCDIC	User name used to log into the server ¹
Note:				
1. This field will not be set when the Authentication method being used is Control Socket and the ssh connection information could not be collected from the control socket.				

Table 34 shows the client transfer completion associated path name section. This section represents the client z/OS UNIX path name associated with the **sftp** or **scp** subcommand.

Table 34. Client transfer completion associated path name section

Offset	Name	Length	Format	Description
0(x'0')	SMF_119SSH_FCPath	<i>n</i>	EBCDIC	Client z/OS UNIX path name

Login failure record (subtype 98)

Login failure records are collected after each unsuccessful attempt to log into the **sshd** daemon. A login failure record is collected for each authentication method and attempt that fails. A login failure reason code within the SMF record provides information about the cause of the login failure. Only failures during user

SMF Type 119 records

authentication are collected with the following exception: records are not collected for a "none" authentication failure if it is the first authentication method attempted.

See Table 23 on page 175 for the contents of the TCP/IP identification section. For the login failure record, the TCP/IP identification section indicates SSHD (**ssh** daemon) as the subcomponent and x'08' (event record) as the record reason.

See Table 24 on page 175 for the contents of the security section.

Table 35 shows the login failure record self-defining section.

Table 35. Login failure record self-defining section

Offset	Name	Length	Format	Description
0(x'0')	Standard SMF Header	24	Reserved	Standard SMF header, where the record subtype is 98 (x'62')
Self-defining section				
24(x'18')	SMF_119SSH_SDTRN	2	Binary	Number of triplets in this record (3)
26(x'1A')	Reserved	2	Binary	Reserved
28(x'1C')	SMF_119SSH_IDOff	4	Binary	Offset to TCP/IP identification section
32(x'20')	SMF_119SSH_IDLen	2	Binary	Length of TCP/IP identification section
34(x'22')	SMF_119SSH_IDNum	2	Binary	Number of TCP/IP identification sections
36(x'24')	SMF_119SSH_S1Off	4	Binary	Offset to security section
40(x'28')	SMF_119SSH_S1Len	2	Binary	Length of security section
42(x'2A')	SMF_119SSH_S1Num	2	Binary	Number of security sections
44(x'2C')	SMF_119SSH_S2Off	4	Binary	Offset to login failure section
48(x'30')	SMF_119SSH_S2Len	2	Binary	Length of login failure section
50(x'32')	SMF_119SSH_S2Num	2	Binary	Number of login failure sections

Table 36 shows the login failure specific section of this SMF record.

Table 36. Login failure specific section

Offset	Name	Length	Format	Description
0(x'0')	SMF_119SSH_LFRIP	16	Binary	Remote IP address
16(x'10')	SMF_119SSH_LFLIP	16	Binary	Local IP address
32(x'20')	SMF_119SSH_LFRPort	2	Binary	Remote port number (client)
34(x'22')	SMF_119SSH_LFLPort	2	Binary	Local port number (server)
36(x'24')	SMF_119SSH_LFUserID	8	EBCDIC	User name (login name) on server
44(x'2C')	SMF_119SSH_LFReason	2	Binary	Login failure reason: x'0000' Unexpected authentication failure. x'0001' Unexpected authentication change x'0002' Password or password phrase is not valid. x'0003' User ID has been revoked x'0004' User does not have server access x'0005' User's file has bad file modes or ownership x'0006' Too many failed login attempts x'0007' Password error x'0008' User ID is unknown. x'0009' Root user authentication is not allowed x'000A' Empty passwords are not permitted x'000B' Authentication method did not exist or was not valid x'000C' Key did not exist or was not valid x'000D' Host did not exist or was not valid

Table 36. Login failure specific section (continued)

Offset	Name	Length	Format	Description
46(x'2E')	Reserved	2	Binary	Reserved

SMF Type 119 records

Chapter 13. Troubleshooting

This topic discusses performance considerations when troubleshooting setup problems. A FAQ (frequently asked questions) section is included as well as information about setting up the `syslogd` daemon to debug `sshd` problems.

Performance considerations

Various setup problems might affect OpenSSH performance.

XPLINK is not set up

If performance is not ideal, verify that you have set up XPLINK as described in “Setting up the XPLINK environment for use by IBM Ported Tools for z/OS: OpenSSH” on page 14.

DNS is not configured properly

The `ssh` client performs some DNS lookups. If the DNS server is down, some operations might take a while to time out. Verify that the DNS is configured properly. Also verify that the servers in the DNS resolution files (for example, `/etc/resolv.conf`) are working. If the `ssh` command, when run in verbose mode (`-vvv`), seems to be waiting on this line:

```
debug2: ssh_connect: needpriv 0
```

then it is likely that the DNS is not configured properly.

The system might need tuning for z/OS UNIX or OpenSSH

The OpenSSH commands invoke `/usr/lib/ssh/ssh-rand-helper` to gather random data. If your OpenSSH command, when run in verbose mode (`-vvv`), seems to be waiting on this line:

```
debug3: Seeding PRNG from /usr/lib/ssh/ssh-rand-helper
```

then the commands listed in `/etc/ssh/ssh_prng_cmds` and run by `ssh-rand-helper` could be timing out. Run `ssh-rand-helper` manually (from your shell prompt) to see how many and which commands are timing out.

For example:

```
/usr/lib/ssh/ssh-rand-helper -vvv
```

If every command is timing out, look for more tuning tips in *z/OS UNIX System Services Planning* and *z/OS MVS Initialization and Tuning Reference*. Also consider editing your `/etc/ssh/ssh_prng_cmds` file to contain different commands or modifying the `_ZOS_SSH_PRNG_CMDS_TIMEOUT` environment variable. For more information, see `ssh-rand-helper`.

Frequently asked questions

1. **Question:** The following RACF warning appeared many times on the console while starting ssh. Does that mean that something is wrong?

```
ICH408I USER(WELLIE1 ) GROUP(SYS1 ) NAME(WELLIE1 )
CSFRNG CL(CSFSERV )
INSUFFICIENT ACCESS AUTHORITY
FROM CSFRNG (G)
ACCESS INTENT(READ ) ACCESS ALLOWED(NONE )
```

Answer: If ICSF is installed, random numbers can be generated from hardware (/dev/random or /dev/urandom) instead of the software algorithm **ssh-rand-helper**. In order to use the ICSF random number generate service, the user ID needs to have read access to the CSFRNG profile. The RACF warning is issued due to lack of access authority. For information about how to authorize the user ID to the CSFRNG profile, see “Using hardware support to generate random numbers” on page 48. If you are attempting to use hardware support and /dev/random or /dev/urandom failed, OpenSSH will revert to using **ssh-rand-helper** and continue.

2. **Question:** The system administrator sees the following messages on the console:

```
BPXP015I HFS PROGRAM /bin/ssh IS NOT MARKED PROGRAM CONTROLLED.
BPXP014I ENVIRONMENT MUST BE CONTROLLED FOR DAEMON (BPX.DAEMON) PROCESSING
```

Answer: A user invoked **ssh** from a user ID that has READ access to BPX.DAEMON. A user ID that is given READ access to BPX.DAEMON should be set up as a protected user ID (for example, with the NOPASSWORD option). Doing so prevents UID(0) users from working in the shell, because they would be able to perform unauthenticated setuids. It appears such a user does have shell access. The system (or security) administrator should double-check the security setup.

3. **Question:** I was trying to copy a 6GB file to a remote host using **scp**. The **scp** progress meter counted up to 100 percent copied. I received a No space left on device error message but I found out that the file system on the remote host didn't have enough space to begin with. Should **scp** terminate as soon as the remote file system is full?

Answer: The server-side **scp** process will not return an out-of-space error until the client has finished transmitting all its data. If you are concerned about running out of space, run a remote command to check the file system space (such as **df** or **zfsadm**) on the remote host before issuing the **scp** command.

4. **Question:** When a user logs on via the ssh client, we are getting the following message in the system log:

```
EZZ9297E UNABLE TO ACCESS FILE /etc/resolv.conf. - RC 00101708
```

The user can still ssh in successfully, but what does this warning mean?

Answer: The OpenSSH daemon runs with privilege separation enabled by default. During privilege separation, the daemon cleaves itself into two processes, one with privileges and one without. The unprivileged user (the SSHD privilege separation user) handles network traffic and everything not requiring special privileges. This unprivileged process runs in a chroot jail of /var/empty. The chroot service changes the root directory from the current one to a new one; in this case, /var/empty. The root directory is the starting point for path searches of path names beginning with a slash. At some point, the

privilege separation user invokes a TCP/IP system call which requires access to the TCPIP.DATA file. If this file is stored in the UNIX file system as `/etc/resolv.conf`, the privilege separation user will not have access to the file because it is not located off the new root file system of `/var/empty`. The system administrator should copy `/etc/resolv.conf` to `/var/empty/etc/resolv.conf` in order to make this file visible to the privilege separation user.

5. **Question:** I am trying to use ssh with public key authentication, but it can't seem to find my keys. What is happening?

Answer: It is likely that you are running `ssh` from a user that shares a UID. The `ssh` command description in `ssh` provides a tip for avoiding problems when running as a user that shares a UID.

6. **Question:** When I attempt to start the `sshd` daemon, I see the following error message, and the `sshd` daemon does not start.

```
FOTS1451 Privilege separation user sshd does not exist.
```

Answer: The `sshd` daemon runs with privilege separation enabled by default. Using privilege separation requires that a special user be created. For more information, see “Step for creating the `sshd` privilege separation user” on page 37.

7. **Question:** When I attempt to start the `sshd` daemon, I see the following error message, and the daemon does not start.

```
/etc/ssh/sshd_config: EDC5129I No such file or directory. (errno2=0x05620062)
```

Answer: The `sshd` daemon will not start without a configuration file. The default location for this file is `/etc/ssh/sshd_config`. Verify that you have performed all the setup to run the `sshd` daemon. See “Steps for creating or editing configuration files” on page 24 for information about copying the `sshd_config` file.

8. **Question:** If I attempt to start the `sshd` daemon, I see the following error in the syslog:

```
FOTS1464 Cannot bind any address
```

Answer: Take the following actions:

- Verify that port 22 is not reserved in your TCP/IP setup and that port 22 is not in use by another application or another `sshd` daemon. By default, the `sshd` daemon uses port 22. However, the port can be changed by using the `sshd_config` keyword `Port`.
- Verify that the program control attribute is set for the `sshd` daemon.
- Verify that the invoking user ID is defined as `UID(0)` and has `READ` access to the `BPX.DAEMON` profile in the `FACILITY` class.

For more information about `sshd` daemon setup and startup, see Chapter 5, “For system administrators,” on page 21.

9. **Question:** When I run an OpenSSH command and receive an error message, I do not see a message number (for example, `FOTSnnnn`) associated with it.

Answer: Verify that the `_ZOS_OPENSSH_MSGCAT` environment variable is unset or set to `openssh.cat` before running the command. For more information, see “Setting up the message catalog for IBM Ported Tools for z/OS: OpenSSH” on page 37. If you have verified that your setup is correct and you are still not seeing message numbers, it could be that the output in question is considered “log” output that might or might not be an error message.

10. **Question:** When I run **ssh-keyscan**, it does not return the host key for a particular host and exits with a 0 (success) return value. I know the host has **sshd** running. Why aren't I getting any host key output?
- Answer:** By default, **ssh-keyscan** returns only protocol version 1 keys. The **sshd** daemon might only be running protocol version 2. Try issuing **ssh-keyscan** again with a protocol version 2 key type.
- For example:
- ```
ssh-keyscan -t dsa hostname
```
11. **Question:** When I run **ssh-keyscan**, I receive the following error: FOTS0414 hostname: exception! What does this mean?
- Answer:** This error is often the result when the remote server is down or not running a **sshd** daemon.
12. **Question:** When I invoke **ssh**, it seems to have poor performance. In particular, if I run in verbose mode (**ssh -vvv**), it appears to hang on this line: debug1: ssh\_connect: needpriv 0
- Answer:** **ssh** performs some DNS lookups. If the DNS server is down, some operations may take a while to time-out. Verify that DNS is configured properly. Check that the servers in the DNS resolution files (for example, `/etc/resolv.conf`) are working.
13. **Question:** When I use the `~#` escape sequence to display forwarded connections, not all of them are displayed.
- Answer:** Check if you have nested **ssh** clients. For nested **ssh** clients, escape characters are captured and processed by parent **ssh** processes first. To allow an escape sequence to pass through to a child **ssh** client, you can escape the escape character; for example, `~#~#`.
14. **Question:** My sftp session hangs when I try to use these subcommands: `ls`, `get`, or `put`.
- Answer:** You probably have a MTU fragmentation problem. Reduce the TCP/IP MTU (maximum transmission unit) by using the **ifconfig** command.
- For example:
- ```
ifconfig enth0 mtu 1500
```
- Also, specifying a smaller buffer size (the default is 32768) on the **sftp** command line can be a workaround.
- For example:
- ```
sftp -B 1024 user@host
```
15. **Question:** **scp** between two remote hosts doesn't work for me. I specified 'ForwardAgent yes' in my own configuration file and used '-F `usr_config_file`' to invoke it.
- Answer:** When doing **scp** between two remote hosts, you need to specify 'ForwardAgent yes' in the **ssh** global configuration file `/etc/ssh/ssh_config` or the **ssh** default per-user configuration file `~/.ssh/config`. The command-line option **-F `usr_config_file`** does not get passed to the remote host. **scp** only passes options **-v**, **-r** or **-p** to the remote host regardless of what you specify on the command line.
16. **Question:** When I run **sftp** with protocol version 1 from z/OS to AIX, I keep getting FOTS0841 Connection closed.
- Answer:** Due to a limitation of SECSH protocol and how OpenSSH uses channels, **sftp** for protocol version 1 is only supported between z/OS hosts.
17. **Question:** When running **sftp** with protocol version 2, why might I begin receiving FOTS0841 Connection closed messages, if this connection has worked previously?

| **Answer:** When using password authentication and the password has expired  
| for the user on the target host system, **sftp** will return this message. If you  
| were to use **ssh**, you would be prompted to change the expired password.

18. **Question:** My session hangs part way through logging on when I try to do `sftp -s sftp_server_path usr@host` between z/OS and Linux. I use protocol version 2.

**Answer:** User-defined subsystems (those specified with the **-s** option) are only supported between z/OS hosts. This is due to a limitation of the SECSH protocol with regards to EBCDIC platforms.

19. **Question:** When I use **ssh** with the **-s** option to utilize a subsystem, my session hangs while logging on. I am using protocol version 2.

**Answer:** User-defined subsystems (those specified with the **-s** option) are only supported between z/OS hosts. This is due to a limitation of the SECSH protocol with regards to EBCDIC platforms.

20. **Question:** When I attempt to start **ssh**, I get the error message `F0TS0944 buffer_get_bignum_ret: input buffer too small`.

**Answer:** Your public key or private key file might be corrupted. Regenerate your keys and try again.

21. **Question:** When I attempt to copy a file using **scp** or **sftp**, after user authentication succeeds, the command fails and exits with a nonzero (failure) return code. I also saw some output from a `sshr` file when using **scp**.

**Answer:** This error is often seen when the user has `/etc/ssh/sshr` or `~/.ssh/rc` on the remote host that is generating output to `stdout`. Make sure that both `/etc/ssh/sshr` and `~/.ssh/rc` do not send output to `stdout` when either **scp** or **sftp** is used. Instead, the output should be written to `stderr`. (Output generated from the `sshr` file is displayed for **scp** but not for **sftp**.)

22. **Question:** When I **ssh** to a remote host using public key or password authentication, I never get a chance to enter the passphrase/password, instead receiving the error message `F0TS1346 Permission denied, please try again`. This causes user authentication to fail. The **ssh** client then eventually fails with the error message `F0TS1373 Permission denied (publickey,password,keyboard-interactive)`.

**Answer:** Verify that you are not trying to use **ssh** while switched to another user ID. In other words, did you issue **ssh** after the **su** command? The original controlling terminal (displayed by the **tty** command) is owned by the user ID originally logged in. Your target user might not have permission to read from it.

23. **Question:** I attempt to start **sftp** but I receive error message `F0TS0843 Received message too long xxxx` where `xxxx` is the length of message.

**Answer:** Possibly, an **sftp** packet was corrupted by TCP/IP RESOLVER trace output written to `stdout`. To check whether RESOLVER trace output is being sent to `stdout`, issue the following shell command on both the local host and the remote host:

```
netstat -S
```

If you see messages about RESOLVER trace initialization in the output of the `netstat` command, then it means the RESOLVER trace output is written to `stdout` on the system that you issued the `netstat` command. You can redirect RESOLVER trace output to avoid conflicts with **sftp** by issuing the following command:

```
export RESOLVER_TRACE=STDERR
```

If the RESOLVER trace output is enabled on the remote host (the system running the daemon), the daemon will need to be restarted with the new environment.

24. **Question:** The `sshd` daemon fails to start and the `stderr` file contains The signal `SIGHUP` was received.

**Answer:** You have come across a process race condition. You will need to do some setup tasks as described in “Using `BPXBATCH`” on page 39.

25. **Question:** Sometimes when I run the `ssh` command on z/OS, I get the following `SIGINT` messages:

```
/u/user> ssh jim@remotehost
CEE5206S THE SIGNAL SIGINT WAS RECEIVED.
```

The command completes and I am able to log into the remote host.

**Answer:** The OpenSSH base distribution added functionality to the random number generator, `ssh-rand-helper`. Specifically, if an invoked UNIX command (from the `/etc/ssh/ssh_prng_cmds` file) is taking too long, it will be killed by a `SIGINT` signal. You might see this message if your system is heavily loaded. In previous versions of OpenSSH, the process was not killed. Instead, processing continued to the next UNIX command in the file. You might see this message displayed from any of the OpenSSH utilities, not just the `ssh` client.

The system administrator might also see the following message on the console:

```
IEF450I JOBNAME *OMVSEX - ABEND=SEC6 U0000 REASON=0000FF02
```

The console message results when `ssh-rand-helper` kills the UNIX command listed in `/etc/ssh/ssh_prng_cmds` before the kernel is able to initialize the child process for the command. Again, you might see the console message if your system is heavily loaded.

Both messages can be eliminated by having Integrated Cryptographic Service Facility (ICSF) available because OpenSSH uses hardware support (`/dev/random` or `/dev/urandom`) to generate random numbers instead of using `ssh-rand-helper`. For more information about using hardware support, see `ssh-rand-helper`.

If ICSF is not available, then the `ssh-rand-helper` timeout value can be increased in order to eliminate both messages. For more information about the timeout value, see “`ssh-rand-helper` — Gather random numbers for OpenSSH” on page 120.

26. **Question:** When I use the `stty` command in a shell profile to set the terminal options for my interactive z/OS OpenSSH session, I see the following error message:

```
stty: FSUMB039 error setting termios attributes: EDC5139I Operation not permitted
```

**Answer:** The extended packet mode terminal option (`PKTXTND` in `termios.h`) setting was changed under APAR OA12576 in the previous release. The option is now turned on. Therefore, using the `stty` command to turn off the `PKTXTND` option within an interactive z/OS OpenSSH session will fail. Your `stty` command needs to be updated to leave the `PKTXTND` option unchanged (that is, turned on).

27. **Question:** I see a message similar to the following:



```
FOTS2275 WARNING: DSA key found for host xx.xx.xx.xx in
/u/ctware/.ssh/known_hosts:1
```

**Answer:** This condition may occur for either RSA or DSA keys if there is only one key in the `known_hosts` file for this remote host and dependent upon the `ssh` client's setting of the `HostKeyAlgorithms` configuration file option. If the `HostKeyAlgorithms` setting requests the checking of the RSA key first, and it encounters the DSA key, this message may be produced and vice versa. This behavior is treated as if there is no match found and if `StrictHostKeyChecking=ask`, then you will be prompted to add the remote host key. If running in batchmode and `StrictHostKeyChecking` is not set to 'no', processing will be terminated. If the client wishes to utilize DSA host keys prior to RSA, they should update their configuration file to list `ssh-dss` before `ssh-rsa` on the `HostKeyAlgorithms` option to prevent this condition. Another resolution would be to ensure the client has added both the host's RSA and DSA keys (if both exist) to their `known_hosts` file.

28. **Question:** When starting `sshd` with the `-d` parameter, the following messages appear when I try to connect:

```
BPXP014I ENVIRONMENT MUST BE CONTROLLED FOR DAEMON
(BPX.DAEMON) PROCESSING.
BPXP015I HFS PROGRAM /bin/nohup IS NOT MARKED PROGRAM
CONTROLLED.
```

**Answer 1:** If you must run with the `-d` option, remove the `nohup` command from the `sshd.sh` shell script. Since the daemon does not fork when running with the `-d` option, the initial address space may be marked dirty because `/bin/nohup` is not program controlled.

**Answer 2:** You could remove the `-d` specification. In this case, a copy of the `sshd` daemon is created in a new clean address space, so the `nohup` command does not need to be program controlled.

---

## Debugging OpenSSH problems

Setting up the syslog daemon (`syslogd`) can help to debug OpenSSH problems. In addition, most OpenSSH commands provide a verbose (`-v`) or debug (`-d`) option to assist debugging. Using `syslogd` and these options can help resolve common OpenSSH problems. For more information about configuring `syslogd`, see *z/OS Communications Server: IP Configuration Guide*. For more information about the OpenSSH command options, see Chapter 9, "OpenSSH command descriptions," on page 81.

### Setting up syslogd to debug sshd

Setting up the syslog daemon (`syslogd`) can help to debug `sshd` problems. For more information about configuring `syslogd`, see *z/OS Communications Server: IP Configuration Guide*.

#### Steps for setting up syslogd to debug sshd

##### About this task

**Before you begin:** You need to have superuser authority in order to start the `syslogd` daemon.

Perform the following steps to set up `syslogd` to debug OpenSSH.

## Procedure

1. Create the **syslogd** configuration file `/etc/syslog.conf`.
  - a. Create directory `/tmp/syslogd`.

```
mkdir /tmp/syslogd
```
  - b. Add a configuration statement in the `syslogd.conf` file.  
For example:

```
echo "daemon.debug /tmp/syslogd/server.logfile" >> /etc/syslog.conf
```

**Result:** Writes debug messages with facility daemon to `/tmp/syslogd/server.logfile`.
  - c. Set the permission bits.

```
chmod 644 /etc/syslog.conf
```
  - d. Create the log file.

```
touch /tmp/syslogd/server.logfile
```

---
2. Start **syslogd**

```
/usr/sbin/syslogd -f /etc/syslog.conf &
```

---
3. In the **sshd\_config** configuration file, add the `SyslogFacility` and `LogLevel` keywords. The default `SyslogFacility` is `AUTH`. The default `LogLevel` is `INFO`. In addition, add the `syslog` facility and log level options to the **sftp** subsystem configuration. The default `syslog` facility option is `AUTH` and the default log level option is `ERROR`. For example:

```
SyslogFacility DAEMON
LogLevel DEBUG3
Subsystem sftp /usr/lib/ssh/sftp-server -f DAEMON -l DEBUG3
```

---
4. To force **syslogd** or **sshd** to reread its configuration files and activate any modified parameters without stopping, issue:

```
kill -s SIGHUP PID
```

where `PID` is the process ID of **syslogd** or **sshd**.

---

## Results

When you are done, you have set up **syslogd**.

---

## Chapter 14. OpenSSH messages

---

**FOTS0101**    **unknown key type** *type*

**Explanation:** You specified an option that is not valid for this command.

**System action:** Command ends.

**User response:** Check *IBM Ported Tools for z/OS: OpenSSH User's Guide* for a list of options.

---

**FOTS0102**    **bad key type**

**Explanation:** Incorrect key type was passed.

**System action:** Command ends.

**User response:** Verify that the key file entered is valid.

---

**FOTS0103**    **load failed**

**Explanation:** Either the specified file is not the correct type or the passphrase was incorrect.

**System action:** Command ends.

**User response:** Check the file, the specified passphrase, and try the command again.

---

**FOTS0104**    **fgets failed**

**Explanation:** `ssh-keygen` could not read the answer to the prompt.

**System action:** Command ends.

**User response:** Try reissuing `ssh-keygen` with options for input instead of prompts. Check *IBM Ported Tools for z/OS: OpenSSH User's Guide* for a list of options.

---

**FOTS0105**    **key\_to\_blob failed**

**Explanation:** `ssh-keygen` could not convert the key from OpenSSH format.

**System action:** Command ends.

**User response:** Check that the key specified is OpenSSH format.

---

**FOTS0106**    **input line too long.**

**Explanation:** `ssh-keygen` could not convert the key. Data in the key file had a line that was too long.

**System action:** Command ends.

**User response:** Check that you specified the correct key file, and try again.

---

**FOTS0107**    **uudecode failed.**

**Explanation:** `ssh-keygen` could not convert the key because `uudecode()` failed.

**System action:** Command ends.

**User response:** Check that you specified the correct key file, and try again.

---

**FOTS0108 decode blob failed.**

**Explanation:** ssh-keygen could not convert the key.

**System action:** Command ends.

**User response:** Check that you specified the correct key file, and try again.

---

**FOTS0109 key\_write failed**

**Explanation:** The key information could not be written to either stdout or file.

**System action:** Command ends.

**User response:** If using options to create or change the key file, check that there is enough space to create a key file.

---

**FOTS0110 filename is not a public key file**

**Explanation:** The command expected the file to be a public key and it is not.

**System action:** Command ends.

**User response:** Check *IBM Ported Tools for z/OS: OpenSSH User's Guide* for the options description.

---

**FOTS0111 Bad passphrase.**

**Explanation:** The key file could not be loaded. Either the file given is not the correct format or the passphrase is not correct.

**System action:** Command ends.

**User response:** Check the file and the passphrase, and try again.

---

**FOTS0112 Passphrases do not match. Try again.**

**Explanation:** The two passphrases given were not the same.

**System action:** Command ends.

**User response:** You need to specify the same passphrase twice.

---

**FOTS0113 Saving the key failed: filename.**

**Explanation:** The key file could not be saved.

**System action:** Command ends.

**User response:** Verify that you have correct permissions to create the key file.

---

**FOTS0114 Could not create directory 'directory'.**

**Explanation:** The mkdir() failed and could not create the *directory* directory.

**System action:** Command ends.

**User response:** Check that you have correct permissions to create directory.

---

**FOTS0115 Comments are only supported for RSA1 keys.**

**Explanation:** Comments can only be changed for RSA1 key types.

**System action:** Command ends.

**User response:** Check *IBM Ported Tools for z/OS: OpenSSH User's Guide* for a list of options and descriptions.

---

---

**FOTS0116** Key now has comment '*string*'

**Explanation:** Informational message when comment is changed.

**System action:** Command continues.

**User response:** None.

---

**FOTS0117** Enter new comment:

**Explanation:** This is a prompt for specifying a new comment.

**System action:** Command waiting for input.

**User response:** Specify the new comment.

---

**FOTS0118** Could not save your public key in *filename*

**Explanation:** Creation of the public file failed.

**System action:** Command ends.

**User response:** Check that you have correct permissions to create the file.

---

**FOTS0119** fdopen *filename* failed

**Explanation:** The system call fdopen() failed.

**System action:** Command ends.

**System programmer response:** Follow local procedures for reporting problems to IBM.

**User response:** Refer to *z/OS XL C/C++ Runtime Library Reference* for an explanation of the system error. If unable to resolve, contact your system programmer.

---

**FOTS0120** key\_generate failed

**Explanation:** Could not generate the private key.

**System action:** Command ends.

**System programmer response:** Follow local procedures for reporting problems to IBM.

**User response:** Contact your system programmer to report the problem.

---

**FOTS0121** You don't exist, go away!

**Explanation:** The getpwuid() system call failed. This may happen when there are multiple users with the same UID and one of them does not have the group defined in the OMVS segment or the default group does not have OMVS segment.

**System action:** Command ends.

**User response:** Check the users for the group and the default group.

---

**FOTS0122** Bits has bad value.

**Explanation:** Allowed range is 768 to 32768 bits.

**System action:** Command ends.

**User response:** Change the bits value and reissue the command.

---

**FOTS0123** Too many arguments.

**Explanation:** You specified arguments that are mutually exclusive.

**System action:** Command ends.

**User response:** Check *IBM Ported Tools for z/OS: OpenSSH User's Guide* for a list of options.

---

**FOTS0124** Can only have one of -p and -c.

**Explanation:** You cannot change both the passphrase and the comment in the same command. You have to change them one at a time.

**System action:** Command ends.

**User response:** Check *IBM Ported Tools for z/OS: OpenSSH User's Guide* for a list of options.

---

**FOTS0125** You must specify a key type (-t).

**Explanation:** You need to specify the key type when generating a key file. Option -t type and -d specify the key format.

**System action:** Command ends.

**User response:** Check *IBM Ported Tools for z/OS: OpenSSH User's Guide* for the correct format.

---

**FOTS0126** `buffer_get_bignum_bits: input buffer too small: need need_bits have have_bits`

**Explanation:** Internal error.

**System action:** The program ends.

**System programmer response:** Follow local procedures for reporting problems to IBM.

**User response:** Contact your system programmer to report the problem.

---

**FOTS0127** `bad magic 0xmagic_value != 0xexpected_value`

**Explanation:** Unexpected value in private key.

**System action:** Command ends.

**User response:** Check that you specified the correct key file, and try again.

---

**FOTS0128** `unsupported cipher cipher`

**Explanation:** The specified cipher for the key is not supported.

**System action:** Command ends.

**User response:** Check that you specified the correct key file, verify that the cipher used to create the key is supported, and then try again.

---

**FOTS0129** `line number too long: line..."`

**Explanation:** `ssh-keygen` could not convert the key. Data in the key file had a line that was too long.

**System action:** Command ends.

**User response:** Check that you specified the correct key file, and try again.

---

**FOTS0130** `do_convert_private_ssh2_from_blob: remaining bytes in key blob rlen`

**Explanation:** `ssh-keygen` could not convert the key.

**System action:** Command continues.

**User response:** Check that you specified the correct key file, and try again.

---

---

**FOTS0131    strtol failed:**

**Explanation:** A call to strtol() failed. The system error is displayed with this message.

**System action:** The program ends.

**System programmer response:** Follow local procedures for reporting problems to IBM.

**User response:** Refer to *z/OS XL C/C++ Runtime Library Reference* for an explanation of the system error. If unable to resolve, contact your system programmer.

---

**FOTS0132    version 1 keys are not supported**

**Explanation:** The -e option cannot be used with RSA keys for use by SSH protocol version 1.

**System action:** The program ends.

**System programmer response:** Not applicable

**User response:** Specify a RSA key for use by SSH protocol version 2 or a DSA key.

---

**FOTS0133    Primality trials has bad value.**

**Explanation:** Number of primality trials must be an integer greater than or equal to 4.

**System action:** The command ends.

**System programmer response:** Not applicable

**User response:** Select an integral value greater than or equal to 4.

---

**FOTS0134    Desired generator has bad value.**

**Explanation:** Generator value must be greater than or equal to 1.

**System action:** The command ends.

**System programmer response:** Not applicable

**User response:** Select a generator value greater than or equal to 1.

---

**FOTS0135    Minimum primality trials is TRIAL\_MINIMUM**

**Explanation:** The number of trials specified must be greater than or equal to *TRIAL\_MINIMUM*.

**System action:** The command ends.

**System programmer response:** Not applicable

**User response:** Select a trials value greater than or equal to *TRIAL\_MINIMUM*.

---

**FOTS0136    Invalid memory amount (min *min\_memory*, max *max\_memory*)**

**Explanation:** The memory amount must be greater than or equal to *min\_memory* and less than or equal to *max\_memory*.

**System action:** The command ends.

**System programmer response:** Not applicable

**User response:** Select a memory value greater than or equal to *min\_memory* and less than or equal to *max\_memory*.

---

**FOTS0137    Invalid start point.**

**Explanation:** A call to OpenSSL function BN\_hex2bn() failed for the specified start point.

**System action:** The program ends.

**System programmer response:** Follow local procedures for reporting problems to IBM.

## FOTS0138 • FOTS0143

**User response:** Make sure the specified start point is a string which begins with one or more valid hexadecimal digits. If the specified string is valid and the problem persists then contact your system programmer.

---

### FOTS0138    **Couldn't open modulus candidate file "filename": error\_message**

**Explanation:** A call to `open()` failed on file *filename*. The system error is displayed with this message.

**System action:** The program ends.

**System programmer response:** Follow local procedures for reporting problems to IBM.

**User response:** Refer to *z/OS XL C/C++ Runtime Library Reference* for an explanation of the system error. If unable to resolve, contact your system programmer.

---

### FOTS0139    **modulus candidate generation failed**

**Explanation:** Internal error.

**System action:** The command ends.

**System programmer response:** Follow local procedures for reporting problems to IBM.

**User response:** Contact your system programmer to report the problem.

---

### FOTS0140    **Couldn't open moduli file "filename": error\_message**

**Explanation:** A call to `open()` failed on file *filename*. The system error is displayed with this message.

**System action:** The program ends.

**System programmer response:** Follow local procedures for reporting problems to IBM.

**User response:** Refer to *z/OS XL C/C++ Runtime Library Reference* for an explanation of the system error. If unable to resolve, contact your system programmer.

---

### FOTS0141    **modulus screening failed**

**Explanation:** Internal error.

**System action:** The command ends.

**System programmer response:** Follow local procedures for reporting problems to IBM.

**User response:** Contact your system programmer to report the problem.

---

### FOTS0142    **Memory option has bad value.**

**Explanation:** The value specified for the memory option must be an integer greater than 7 and less than 128.

**System action:** The command ends.

**System programmer response:** Not applicable

**User response:** Select an integer value greater than 7 and less than 128.

---

### FOTS0143    **buffer\_get\_bignum\_bits: BN\_bin2bn failed**

**Explanation:** Internal error.

**System action:** The program ends.

**System programmer response:** Follow local procedures for reporting problems to IBM.

**User response:** Contact your system programmer.

---



---

**FOTS0144** hash\_host failed

**Explanation:** Internal error. Unable to hash host name information.

**System action:** The program ends.

**System programmer response:** Follow local procedures for reporting problems to IBM.

**User response:** Contact your system programmer.

---

**FOTS0145** Specified known hosts path too long

**Explanation:** The known\_hosts file path name is too long.

**System action:** The program ends.

**System programmer response:** Follow local procedures for reporting problems to IBM.

**User response:** Verify that the path name of the known\_hosts file is correct, and try the request again. If unable to resolve, contact your system programmer.

---

**FOTS0146** fopen: *error\_message*

**Explanation:** The fopen() system call failed. The system error is displayed with the message.

**System action:** The program ends.

**System programmer response:** Take appropriate action based on the system error.

**User response:** Refer to *z/OS XL C/C++ Runtime Library Reference* for an explanation of the system error. If unable to resolve, contact your system programmer.

---

**FOTS0147** known\_hosts path too long

**Explanation:** The known\_hosts file path name is too long.

**System action:** The program ends.

**System programmer response:** Follow local procedures for reporting problems to IBM.

**User response:** Verify that the path name of the known\_hosts file is correct, and try the request again. If unable to resolve, contact your system programmer.

---

**FOTS0148** mkstemp: *error\_message*

**Explanation:** The mkstemp() system call failed. The system error is displayed with the message.

**System action:** The program ends.

**System programmer response:** Take appropriate action based on the system error.

**User response:** Refer to *z/OS XL C/C++ Runtime Library Reference* for an explanation of the system error. If unable to resolve, contact your system programmer.

---

**FOTS0149** fdopen: *error\_message*

**Explanation:** The fdopen() system call failed. The system error is displayed with the message.

**System action:** The program ends.

**System programmer response:** Take appropriate action based on the system error.

**User response:** Refer to *z/OS XL C/C++ Runtime Library Reference* for an explanation of the system error. If unable to resolve, contact your system programmer.

---

## FOTS0150 • FOTS0155

---

**FOTS0150** line *line\_number* missing key: *line\_in\_error...*

**Explanation:** Line *line\_number* in the known\_hosts file is missing key information.

**System action:** The program continues.

**System programmer response:** Follow local procedures for reporting problems to IBM.

**User response:** Verify that a valid known\_hosts file is specified, and try the request again. If unable to resolve, contact your system programmer.

---

**FOTS0151** line *line\_number* invalid key: *line\_in\_error...*

**Explanation:** Line *line\_number* in the known\_hosts file contains an invalid key.

**System action:** The program continues.

**System programmer response:** Follow local procedures for reporting problems to IBM.

**User response:** Verify that a valid known\_hosts file is specified, and try the request again. If unable to resolve, contact your system programmer.

---

**FOTS0152** line *line\_number*: invalid hashed name: *line\_in\_error...*

**Explanation:** Line *line\_number* in the known\_hosts file contains a hashed host name that is not valid.

**System action:** The program continues.

**System programmer response:** Follow local procedures for reporting problems to IBM.

**User response:** Verify that a valid known\_hosts file is specified, and try the request again. If unable to resolve, contact your system programmer.

---

**FOTS0153** Warning: ignoring host name with metacharacters: *host\_name*

**Explanation:** Skipped hashing host name *host\_name* with metacharacters.

**System action:** The program continues.

**System programmer response:** Follow local procedures for reporting problems to IBM.

**User response:** If you expected all host names to be hashed, verify that a valid known\_hosts file is specified, and try the request again. If unable to resolve, contact your system programmer.

---

**FOTS0154** *filename* is not a valid known\_hosts file.

**Explanation:** An error occurred while processing the known\_hosts file *filename*.

**System action:** The program ends.

**System programmer response:** Follow local procedures for reporting problems to IBM.

**User response:** Verify that a valid known\_hosts file is specified, and try the request again. If unable to resolve, contact your system programmer.

---

**FOTS0155** Not replacing existing known\_hosts file because of errors

**Explanation:** The existing known\_hosts file was not replaced because an error occurred while processing the file.

**System action:** The program ends.

**System programmer response:** Follow local procedures for reporting problems to IBM.

**User response:** Verify that a valid known\_hosts file is specified, and try the request again. If unable to resolve, contact your system programmer.

---

---

**FOTS0156**    **unlink** *filename: error\_message*

**Explanation:** The unlink() system call failed. The system error is displayed with the message.

**System action:** The program ends.

**System programmer response:** Take appropriate action based on the system error.

**User response:** Refer to *z/OS XL C/C++ Runtime Library Reference* for an explanation of the system error. If unable to resolve, contact your system programmer.

---

**FOTS0157**    **link** *filename1 to filename2: error\_message*

**Explanation:** The link() system call failed. The system error is displayed with the message.

**System action:** The program ends.

**System programmer response:** Take appropriate action based on the system error.

**User response:** Refer to *z/OS XL C/C++ Runtime Library Reference* for an explanation of the system error. If unable to resolve, contact your system programmer.

---

**FOTS0158**    **rename** *"filename1" to "filename2": error\_message*

**Explanation:** The rename() system call failed. The system error is displayed with the message.

**System action:** The program ends.

**System programmer response:** Take appropriate action based on the system error.

**User response:** Refer to *z/OS XL C/C++ Runtime Library Reference* for an explanation of the system error. If unable to resolve, contact your system programmer.

---

**FOTS0159**    **Identity filename too long**

**Explanation:** The specified identity filename is too long.

**System action:** The program ends.

**User response:** Specify a valid identity filename, and try the request again.

---

**FOTS0160**    **Output filename too long**

**Explanation:** The specified output filename is too long.

**System action:** The program ends.

**User response:** Specify a valid output filename, and try the request again.

---

**FOTS0161**    **no keys found.**

**Explanation:** No keys were found in the key file.

**System action:** The program ends.

**System programmer response:** Follow local procedures for reporting problems to IBM.

**User response:** Verify that a valid key file is specified, and try the request again. If unable to resolve, contact your system programmer.

---

**FOTS0162**    **no support for smartcards.**

**Explanation:** ssh-keygen on z/OS does not support smart cards.

**System action:** The program ends.

**System programmer response:** Follow local procedures for reporting problems to IBM.

---

## FOTS0163 • FOTS0170

**User response:** Do not specify **ssh-keygen** smart card options. If unable to resolve, contact your system programmer.

---

### FOTS0163 DSA keys must be 1024 bits

**Explanation:** The **ssh-keygen** bits value for the DSA key is not 1024.

**System action:** The program ends.

**User response:** Correct the **ssh-keygen** bits value, and try the request again.

---

### FOTS0164 ungetc: error\_message

**Explanation:** The ungetc() system call failed. The system error is displayed with the message.

**System action:** The program ends.

**System programmer response:** Take appropriate action based on the system error.

**User response:** Refer to *z/OS XL C/C++ Runtime Library Reference* for an explanation of the system error. If unable to resolve, contact your system programmer.

---

### FOTS0165 filename updated.

**Explanation:** The known\_hosts file *filename* was updated.

**System action:** The program continues.

**User response:** None.

---

### FOTS0166 Original contents retained as filename

**Explanation:** The original contents of the known\_hosts file is retained in file *filename*.

**System action:** The program continues.

**User response:** None.

---

### FOTS0167 WARNING: filename contains unhashed entries

**Explanation:** The known\_hosts file *filename* contains unhashed host names. The file should be deleted to ensure privacy.

**System action:** The program continues.

**User response:** Delete file *filename* to ensure privacy of the host names.

---

### FOTS0169 Entering new comment failed: filename.

**Explanation:** Failed to enter new comment for key file *filename*.

**System action:** The program ends.

**System programmer response:** Follow local procedures for reporting problems to IBM.

**User response:** Verify that a valid key file is specified, and try the request again. If unable to resolve, contact your system programmer.

---

### FOTS0170 Invalid number of trials: number\_of\_trials (error\_message)

**Explanation:** The specified **ssh-keygen** number of trials value is not valid. The error is displayed with the message.

**System action:** The program ends.

**User response:** Refer to *IBM Ported Tools for z/OS: OpenSSH User's Guide* for valid **ssh-keygen** number of trials values, and try the request again.

---

---

**FOTS0171** **Memory limit is** *error message: memory\_limit*

**Explanation:** The specified **ssh-keygen** memory limit value is not valid. The error is displayed with the message.

**System action:** The program ends.

**User response:** Refer to *IBM Ported Tools for z/OS: OpenSSH User's Guide* for valid **ssh-keygen** memory limit values, and try the request again.

---

**FOTS0172** **Bits has bad value** *bits (error\_message)*

**Explanation:** The specified **ssh-keygen** bits value is not valid. The error is displayed with the message.

**System action:** The program ends.

**User response:** Refer to *IBM Ported Tools for z/OS: OpenSSH User's Guide* for valid **ssh-keygen** bits values, and try the request again.

---

**FOTS0173** **Desired generator has bad value:** *generator (error\_message)*

**Explanation:** The specified **ssh-keygen** generator value is not valid. The error is displayed with the message.

**System action:** The program ends.

**User response:** Refer to *IBM Ported Tools for z/OS: OpenSSH User's Guide* for valid **ssh-keygen** generator values, and try the request again.

---

**FOTS0201** *variable not set, cannot kill agent*

**Explanation:** *variable* environment variable was not set so **ssh-agent** could not get the PID of the agent to kill

**System action:** Command ends.

**User response:** Set the *variable* environment variable to the correct agent pid.

---

**FOTS0202** *variable="value",which is not a good PID*

**Explanation:** The *variable* environment variable does not contain the correct pid so the agent could not be killed.

**System action:** Command ends.

**User response:** Check the *variable* environment variable and its value.

---

**FOTS0203** **internal error, bad protocol version** *version*

**Explanation:** **ssh-agent** supports version 1 and 2. The displayed version is not supported.

**System action:** Command ends.

**System programmer response:** Follow local procedures for reporting problems to IBM.

**User response:** Contact your system administrator to report the problem.

---

**FOTS0204** **process\_remove\_identity: internal error: tab->nentries** *number*

**Explanation:** Failure occurred during internal processing of removing keys.

**System action:** Command ends.

**System programmer response:** Follow local procedures for reporting problems to IBM.

**User response:** Contact your system administrator to report the problem.

---

**FOTS0205**    **select:** *message*

**Explanation:** select() system call failed

**System action:** Command ends.

**System programmer response:** Follow local procedures for reporting problems to IBM.

**User response:** Refer to *z/OS XL C/C++ Runtime Library Reference* for an explanation of the system error. If unable to resolve, contact your system programmer.

---

**FOTS0206**    **Unknown message** *number*

**Explanation:** ssh-agent could not process the given message.

**System action:** Command ends.

**System programmer response:** Follow local procedures for reporting problems to IBM.

**User response:** Contact your system administrator to report the problem.

---

**FOTS0207**    **fcntl O\_NONBLOCK:** *message*

**Explanation:** fcntl() system call failed.

**System action:** Command continues.

**System programmer response:** Follow local procedures for reporting problems to IBM.

**User response:** Refer to *z/OS XL C/C++ Runtime Library Reference* for an explanation of the system error. If unable to resolve, contact your system programmer.

---

**FOTS0208**    **accept from AUTH\_SOCKET:** *message*

**Explanation:** accept() system call failed. could not get correct socket number

**System action:** Command continues.

**System programmer response:** Follow local procedures for reporting problems to IBM.

**User response:** Refer to *z/OS XL C/C++ Runtime Library Reference* for an explanation of the system error. If unable to resolve, contact your system programmer.

---

**FOTS0209**    **getpeereid id failed:** *message*

**Explanation:** getpeereid fails for the given socket.

**System action:** The socket gets closed and command continues.

**User response:** Check the system error message which follows this message.

---

**FOTS0210**    **uid mismatch: peer euid id != uid uid**

**Explanation:** ssh-agent sockets are owned by the uid which created it and can only be used by that uid and superuser.

**System action:** Command continues.

**User response:** Check that you are using the correct uid and SSH\_AUTH\_SOCK environment variable has correct value.

---

**FOTS0211**    **kill**

**Explanation:** kill system call failed and could not kill the agent.

**System action:** Command ends.

**System programmer response:** Follow local procedures for reporting problems to IBM.

**User response:** Refer to *z/OS XL C/C++ Runtime Library Reference* for an explanation of the system error. If unable to resolve, contact your system programmer.

---

**FOTS0212 mkdtemp: private socket dir**

**Explanation:** Could not create the private directory for agent socket.

**System action:** Command ends.

**User response:** Check the system error message which follows this message.

---

**FOTS0213 socket**

**Explanation:** Could not create socket because socket system call failed.

**System action:** Command ends.

**System programmer response:** Follow local procedures for reporting problems to IBM.

**User response:** Refer to *z/OS XL C/C++ Runtime Library Reference* for an explanation of the system error. If unable to resolve, contact your system programmer.

---

**FOTS0214 bind**

**Explanation:** bind system call failed.

**System action:** Command ends.

**System programmer response:** Follow local procedures for reporting problems to IBM.

**User response:** Refer to *z/OS XL C/C++ Runtime Library Reference* for an explanation of the system error. If unable to resolve, contact your system programmer.

---

**FOTS0215 listen**

**Explanation:** listen system call failed.

**System action:** Command ends.

**System programmer response:** Follow local procedures for reporting problems to IBM.

**User response:** Refer to *z/OS XL C/C++ Runtime Library Reference* for an explanation of the system error. If unable to resolve, contact your system programmer.

---

**FOTS0216 fork**

**Explanation:** fork system call failed.

**System action:** Command ends.

**System programmer response:** Follow local procedures for reporting problems to IBM.

**User response:** Refer to *z/OS XL C/C++ Runtime Library Reference* for an explanation of the system error. If unable to resolve, contact your system programmer.

---

**FOTS0217 setenv**

**Explanation:** setenv system call failed and **ssh-agent** could not set either SSH\_AUTH\_SOCK or SSH\_AGENT\_PID variables.

**System action:** Command ends.

**System programmer response:** Follow local procedures for reporting problems to IBM.

**User response:** Refer to *z/OS XL C/C++ Runtime Library Reference* for an explanation of the system error. If unable to resolve, contact your system programmer.

---

**FOTS0218**    **setuid:** *message*

**Explanation:** setuid system call failed

**System action:** Command ends.

**System programmer response:** Follow local procedures for reporting problems to IBM.

**User response:** Refer to *z/OS XL C/C++ Runtime Library Reference* for an explanation of the system error. If unable to resolve, contact your system programmer.

---

**FOTS0219**    **setrlimit RLIMIT\_CORE:** *string*

**Explanation:** setrlimit system call failed.

**System action:** Command ends.

**System programmer response:** Follow local procedures for reporting problems to IBM.

**User response:** Refer to *z/OS XL C/C++ Runtime Library Reference* for an explanation of the system error. If unable to resolve, contact your system programmer.

---

**FOTS0220**    **process\_authentication\_challenge1: BN\_new failed**

**Explanation:** The BN\_new function failed.

**System action:** Command ends.

**System programmer response:** Follow local procedures for reporting problems to IBM.

**User response:** Contact your system administrator to report the problem.

---

**FOTS0221**    **Unknown socket type** *number*

**Explanation:** Internal error.

**System action:** Command ends.

**System programmer response:** Follow local procedures for reporting problems to IBM.

**User response:** Contact your system programmer to report the problem.

---

**FOTS0222**    **Unknown type** *number*

**Explanation:** Internal error.

**System action:** Command ends.

**System programmer response:** Follow local procedures for reporting problems to IBM.

**User response:** Contact your system programmer to report the problem.

---

**FOTS0231**    **process\_add\_identity: RSA\_blinding\_on failed**

**Explanation:** Internal error.

**System action:** Command ends.

**System programmer response:** Follow local procedures for reporting problems to IBM.

**User response:** Contact your system programmer to report the problem.

---

**FOTS0232**    *variable="value", which is not a good PID: error\_message*

**Explanation:** The *variable* environment variable does not contain the correct pid so the agent could not be killed.

**System action:** The program ends.

**User response:** Check the *variable* environment variable and its value and try the request again.

---



---

**FOTS0233** process\_authentication\_challenge: bad challenge length *length*

**Explanation:** Internal error.

**System action:** The program continues.

**System programmer response:** Follow local procedures for reporting problems to IBM.

**User response:** Contact your system programmer.

---

**FOTS0234** Warning: identity keysize mismatch: actual *keysize1*, announced *keysize2*

**Explanation:** Possible RSA key problem encountered while removing identity from the agent.

**System action:** The program continues.

**System programmer response:** Follow local procedures for reporting problems to IBM.

**User response:** Verify that the RSA key is valid and try the request again. If unable to resolve, contact your system programmer.

---

**FOTS0301** Bad key file *filename*

**Explanation:** The public key of the specified identity could not be loaded.

**System action:** Command continues to the next file (if any).

**User response:** Make sure the public key exists in the same directory as the pathname of the identity.

---

**FOTS0302** Failed to remove all identities.

**Explanation:** One or more version 1 identities could not be removed from the ssh-agent when trying to remove all.

**System action:** Command ends.

**User response:** Check what identities are still present in the ssh-agent. Contact system programmer.

---

**FOTS0303** Could not remove identity: *filename*

**Explanation:** ssh-agent returned a bad code when removal was attempted.

**System action:** Command continues to next identity (if any).

**User response:** Contact system programmer.

---

**FOTS0304** Could not add identity: *filename*

**Explanation:** The specified identity could not be added to the ssh-agent.

**System action:** Command continues to next file (if any).

**User response:** Contact system programmer.

---

**FOTS0305** key\_write failed

**Explanation:** The key parameter could not be written to the stdout.

**System action:** Command continues.

**User response:** Not applicable

---

**FOTS0306** Passwords do not match.

**Explanation:** When prompted twice for the password, the passwords must match.

**System action:** Command ends.

**User response:** Retry command giving the same password twice.

---

**FOTS0307 Failed to (un)lock agent.**

**Explanation:** The ssh-agent could not be either locked or unlocked.

**System action:** Command ends.

**User response:** If unlocking, check that correct password was given. When unlocking, check that the same password was given twice.

---

**FOTS0308 Could not open a connection to your authentication agent.**

**Explanation:** ssh-add needs ssh-agent to be running to execute.

**System action:** Command ends.

**User response:** Check that you have ssh-agent running and the SSH\_AGENT\_PID and SSH\_AUTH\_SOCK environment variables hold the agent data and are exported.

---

**FOTS0309 Invalid lifetime**

**Explanation:** The format of the -t argument was incorrect and the lifetime could not be set.

**System action:** Command ends.

**User response:** Check *IBM Ported Tools for z/OS: OpenSSH User's Guide* for a list of options.

---

**FOTS0310 Smartcards are not supported**

**Explanation:** You tried to use -s or -e option which is not supported.

**System action:** Command ends.

**User response:** Check *IBM Ported Tools for z/OS: OpenSSH User's Guide* for a list of options.

---

**FOTS0311 No user found with uid uid**

**Explanation:** The getpwuid() system call failed. This may happen when there are multiple users with the same uid and one of them does not have the group defined in the omvs segment or the default group does not have omvs segment.

**System action:** Command ends.

**User response:** Check the users for the given uid for the group and the default group.

---

**FOTS0327 identity\_file : message**

**Explanation:** A call to stat() failed on file *identity\_file*. The system error is displayed with this message.

**System action:** The program ends.

**System programmer response:** Follow local procedures for reporting problems to IBM.

**User response:** Refer to *z/OS XL C/C++ Runtime Library Reference* for an explanation of the system error. If unable to resolve, contact your system programmer.

---

**FOTS0401 Impossible! dispatch\_run() returned!**

**Explanation:** Call to dispatch\_run returned when it should not have.

**System action:** Command ends.

**System programmer response:** Follow local procedures for reporting problems to IBM.

**User response:** Contact your system programmer to report the problem.

---

---

**FOTS0402** **Bad port** '*port\_num*'

**Explanation:** The specified port number is not valid.

**System action:** Command ends.

**User response:** Specify a valid port number.

---

**FOTS0403** **Bad timeout** '*time*'

**Explanation:** The specified timeout value is not valid.

**System action:** Command ends.

**User response:** Specify a valid timeout value.

---

**FOTS0404** *hostname:* **invalid packet type**

**Explanation:** Packet received from host was not in the proper format.

**System action:** Command continues.

**System programmer response:** Follow local procedures for reporting problems to IBM.

**User response:** Verify connections. If problem persists contact your system administrator to report the problem.

---

**FOTS0405** **getaddrinfo** *hostname: message*

**Explanation:** A call to getaddrinfo() failed. The system error is displayed.

**System action:** Command ends.

**System programmer response:** Follow local procedures for reporting problems to IBM.

**User response:** Refer to *z/OS XL C/C++ Runtime Library Reference* for an explanation of the system error. If unable to resolve, contact your system programmer.

---

**FOTS0406** **socket:** *message*

**Explanation:** A call to socket() failed. The system error is displayed.

**System action:** Command continues.

**System programmer response:** Follow local procedures for reporting problems to IBM.

**User response:** Refer to *z/OS XL C/C++ Runtime Library Reference* for an explanation of the system error. If unable to resolve, contact your system programmer.

---

**FOTS0407** **F\_SETFL:** *error\_message*

**Explanation:** fcntl() system call failed.

**System action:** Command ends

**System programmer response:** Follow local procedures for reporting problems to IBM.

**User response:** Refer to *z/OS XL C/C++ Runtime Library Reference* for an explanation of the system error. If unable to resolve, contact your system programmer.

---

**FOTS0408** **connect ('hostname');** *message*

**Explanation:** A call to connect() failed. The system error is displayed.

**System action:** Command continues.

**System programmer response:** Follow local procedures for reporting problems to IBM.

**User response:** Refer to *z/OS XL C/C++ Runtime Library Reference* for an explanation of the system error. If unable to resolve, contact your system programmer.

---

**FOTS0409**    *read ('hostname'): message*

**Explanation:** Could not read from socket because the read system call failed. The system error is displayed.

**System action:** Command continues.

**System programmer response:** Follow local procedures for reporting problems to IBM.

**User response:** Refer to *z/OS XL C/C++ Runtime Library Reference* for an explanation of the system error. If unable to resolve, contact your system programmer.

---

**FOTS0410**    *hostname: Connection closed by remote host.*

**Explanation:** The remote host has closed the connection.

**System action:** Command continues.

**User response:** Contact the remote host sysadmin for further assistance.

---

**FOTS0411**    *hostname: bad greeting*

**Explanation:** The greeting received from the server is not in the proper format.

**System action:** Command continues.

**User response:** Contact the remote host sysadmin for further assistance.

---

**FOTS0412**    *write ('hostname'): message*

**Explanation:** Could not write to the socket because the write system call failed. The system error is displayed.

**System action:** Command continues.

**System programmer response:** Follow local procedures for reporting problems to IBM.

**User response:** Refer to *z/OS XL C/C++ Runtime Library Reference* for an explanation of the system error. If unable to resolve, contact your system programmer.

---

**FOTS0414**    *hostname: exception!*

**Explanation:** There is an exception for the socket associated with the indicated hostname. This error is often the result when the remote server is down or not running ssh.

**System action:** Command continues.

**User response:** Contact the remote host sysadmin for further assistance.

---

**FOTS0415**    *conalloc: fdno number too high*

**Explanation:** The file descriptor value exceeds the maximum for the system.

**System action:** Command ends.

**System programmer response:** Verify system file descriptor settings. If problem cannot be resolved then follow local procedures for reporting problems to IBM.

**User response:** Contact the system programmer for further assistance.

---

**FOTS0416**    *conalloc: attempt to reuse fdno number*

**Explanation:** The program is attempting to allocate a file descriptor that is already in use.

**System action:** Command ends.

**System programmer response:** Verify system file descriptor settings. If problem cannot be resolved then follow local procedures for reporting problems to IBM.

**User response:** Contact the system programmer for further assistance.

---

---

**FOTS0417** **confree: attempt to free bad fdno** *number*

**Explanation:** The program attempted to free a connection that did not exist.

**System action:** Command ends.

**System programmer response:** Verify system file descriptor settings. If problem cannot be resolved then follow local procedures for reporting problems to IBM.

**User response:** Contact the system programmer for further assistance.

---

**FOTS0418** **conread: invalid status** *status*

**Explanation:** The connection status value is invalid.

**System action:** Command ends.

**User response:** Verify the status of hosts being scanned.

---

**FOTS0419** **Too high debugging level.**

**Explanation:** The specified debugging level exceeds the maximum value of 3.

**System action:** Command ends.

**User response:** Specify a debugging level of 3 or less.

---

**FOTS0420** **unknown key type** *keytype*

**Explanation:** The specified key type is not a valid key type.

**System action:** Command ends.

**User response:** Specify a valid key type.

---

**FOTS0421** *progrname:* **fdlim\_get: bad value**

**Explanation:** The number of file descriptors available to the process is less than zero.

**System action:** Command ends.

**System programmer response:** Verify system file descriptor settings. If problem cannot be resolved then follow local procedures for reporting problems to IBM.

**User response:** Contact the system administrator for further assistance.

---

**FOTS0422** *progrname:* **not enough file descriptors**

**Explanation:** The number of file descriptors available to the process for use for connections is zero or less.

**System action:** Command ends.

**System programmer response:** Verify system file descriptor settings. If problem cannot be resolved then follow local procedures for reporting problems to IBM.

**User response:** Contact the system administrator for further assistance.

---

**FOTS0424** *function:* **set\_nonblock(socket)**

**Explanation:** **ssh-keyscan** failed to set the connection socket *socket* to non-blocking. The failure occurred in *function*.

**System action:** The program ends.

**System programmer response:** Follow local procedures for reporting problems to IBM.

**User response:** Contact your system programmer.

---

**FOTS0425** *host\_hash* failed

**Explanation:** Failed to hash the hostnames and addresses.

**System action:** The program ends.

**System programmer response:** Follow local procedures for reporting problems to IBM.

**User response:** Contact your system programmer.

---

**FOTS0426** *snprintf: buffer too small*

**Explanation:** Failed to set up the connection because an internal buffer was too small.

**System action:** The program continues.

**System programmer response:** Follow local procedures for reporting problems to IBM.

**User response:** Contact your system programmer.

---

**FOTS0501** *progame: resource\_name must be boolean, not buf.*

**Explanation:** Internal error.

**System action:** Command continues.

**System programmer response:** Follow local procedures for reporting problems to IBM.

**User response:** Contact your system programmer to report the problem.

---

**FOTS0502** *progame: resource\_name must be an integer, not buf.*

**Explanation:** Internal error.

**System action:** Command continues.

**System programmer response:** Follow local procedures for reporting problems to IBM.

**User response:** Contact your system programmer to report the problem.

---

**FOTS0503** *progame: resource\_name must be a float, not buf.*

**Explanation:** Internal error.

**System action:** Command continues.

**System programmer response:** Follow local procedures for reporting problems to IBM.

**User response:** Contact your system programmer to report the problem.

---

**FOTS0504** *progame: can't parse color color*

**Explanation:** Internal error.

**System action:** Command continues.

**System programmer response:** Follow local procedures for reporting problems to IBM.

**User response:** Contact your system programmer to report the problem.

---

**FOTS0505** *progame: couldn't allocate color color*

**Explanation:** Internal error.

**System action:** Command continues.

**System programmer response:** Follow local procedures for reporting problems to IBM.

**User response:** Contact your system programmer to report the problem.

---

---

**FOTS0506** *appName[pid]: Aaahhh! I ran out of memory at line line.*

**Explanation:** Out of memory.

**System action:** Command ends.

**User response:** Free more system resources and reissue the command.

---

**FOTS0507** *appName[pid]: invalid value 'string\_resource' for instanceName.*

**Explanation:** Internal error.

**System action:** Command continues.

**System programmer response:** Follow local procedures for reporting problems to IBM.

**User response:** Contact your system programmer to report the problem.

---

**FOTS0508** *appName[pid]: performGrab: invalid grab type (grabType).*

**Explanation:** Internal error.

**System action:** Command continues.

**System programmer response:** Follow local procedures for reporting problems to IBM.

**User response:** Contact your system programmer to report the problem.

---

**FOTS0509** *appName[pid]: performGrab: null grab type name.*

**Explanation:** Internal error.

**System action:** Command continues.

**System programmer response:** Follow local procedures for reporting problems to IBM.

**User response:** Contact your system programmer to report the problem.

---

**FOTS0510** *appName[pid]: Could not grab grabTypeName (reason)*

**Explanation:** Internal error.

**System action:** Command ends.

**System programmer response:** Follow local procedures for reporting problems to IBM.

**User response:** Contact your system programmer to report the problem.

---

**FOTS0511** *appName[pid]: \*Yawn\*...timed out after time seconds.*

**Explanation:** Timed out waiting for user response.

**System action:** Command ends.

**User response:** Respond to prompt prior to timeout.

---

**FOTS0512** *appName[pid]: getrlimit failed (system error)*

**Explanation:** getrlimit() system call failed.

**System action:** Command ends.

**System programmer response:** Follow local procedures for reporting problems to IBM.

**User response:** Refer to *z/OS XL C/C++ Runtime Library Reference* for an explanation of the system error. If unable to resolve, contact your system programmer.

---

**FOTS0513** *appName[pid]: setrlimit failed (system error)*

**Explanation:** setrlimit() system call failed.

**System action:** Command ends.

**System programmer response:** Follow local procedures for reporting problems to IBM.

**User response:** Refer to *z/OS XL C/C++ Runtime Library Reference* for an explanation of the system error. If unable to resolve, contact your system programmer.

---

**FOTS0514** *appName[pid]: This should not happen.*

**Explanation:** Internal error.

**System action:** Command ends.

**System programmer response:** Follow local procedures for reporting problems to IBM.

**User response:** Contact your system programmer to report the problem.

---

**FOTS0701** **process\_read: seek failed**

**Explanation:** System call lseek() failed.

**System action:** Command continues.

**System programmer response:** Follow local procedures for reporting problems to IBM.

**User response:** Refer to *z/OS XL C/C++ Runtime Library Reference* for an explanation of the system error. If unable to resolve, contact your system programmer.

---

**FOTS0702** **process\_write: seek failed**

**Explanation:** System call lseek() failed.

**System action:** Command continues.

**System programmer response:** Follow local procedures for reporting problems to IBM.

**User response:** Refer to *z/OS XL C/C++ Runtime Library Reference* for an explanation of the system error. If unable to resolve, contact your system programmer.

---

**FOTS0703** **process\_write: write failed**

**Explanation:** System call write() failed.

**System action:** Command continues.

**System programmer response:** Follow local procedures for reporting problems to IBM.

**User response:** Refer to *z/OS XL C/C++ Runtime Library Reference* for an explanation of the system error. If unable to resolve, contact your system programmer.

---

**FOTS0704** **bad message**

**Explanation:** Internal error.

**System action:** Command ends.

**System programmer response:** Follow local procedures for reporting problems to IBM.

**User response:** Contact the system programmer.

---



---

**FOTS0705** Unknown message *request*

**Explanation:** The displayed *request* is not supported by **sftp-server**.

**System action:** Command continues.

**System programmer response:** Follow local procedures for reporting problems to IBM.

**User response:** Contact the system programmer.

---

**FOTS0706** read error

**Explanation:** System call read() failed.

**System action:** Command ends.

**System programmer response:** Follow local procedures for reporting problems to IBM.

**User response:** Refer to *z/OS XL C/C++ Runtime Library Reference* for an explanation of the system error. If unable to resolve, contact your system programmer.

---

**FOTS0707** write error

**Explanation:** System call write() failed.

**System action:** Command ends.

**System programmer response:** Follow local procedures for reporting problems to IBM.

**User response:** Refer to *z/OS XL C/C++ Runtime Library Reference* for an explanation of the system error. If unable to resolve, contact your system programmer.

---

**FOTS0708** iqueue grows

**Explanation:** Internal error.

**System action:** Command ends.

**System programmer response:** Follow local procedures for reporting problems to IBM.

**User response:** Contact your system programmer.

---

**FOTS0709** msg\_len length < consumed bytes

**Explanation:** Internal error.

**System action:** Command ends.

**System programmer response:** Follow local procedures for reporting problems to IBM.

**User response:** Contact your system programmer.

---

**FOTS0711** bad message from *client\_address* local user *user\_name*

**Explanation:** Internal error. A bad message was received from the client at *client\_address* for local user *user\_name*.

**System action:** The program ends.

**System programmer response:** Follow local procedures for reporting problems to IBM.

**User response:** Try the request again. If unable to resolve, contact your system programmer.

---

**FOTS0712** read: *error\_message*

**Explanation:** The read() system call failed. The system error is displayed with the message.

**System action:** The program ends.

**System programmer response:** Take appropriate action based on the system error.

---

## FOTS0713 • FOTS0720

**User response:** Refer to *z/OS XL C/C++ Runtime Library Reference* for an explanation of the system error. If unable to resolve, contact your system programmer.

---

**FOTS0713**    **write:** *error\_message*

**Explanation:** The write() system call failed. The system error is displayed with the message.

**System action:** The program ends.

**System programmer response:** Take appropriate action based on the system error.

**User response:** Refer to *z/OS XL C/C++ Runtime Library Reference* for an explanation of the system error. If unable to resolve, contact your system programmer.

---

**FOTS0714**    **Invalid log level "log\_level"**

**Explanation:** The specified **sftp-server** log level value is not valid.

**System action:** The program continues.

**System programmer response:** Refer to *IBM Ported Tools for z/OS: OpenSSH User's Guide* for valid **sftp-server** log level values, and try the request again.

---

**FOTS0715**    **Invalid log facility "log\_facility"**

**Explanation:** The specified **sftp-server** log facility value is not valid.

**System action:** The program continues.

**System programmer response:** Refer to *IBM Ported Tools for z/OS: OpenSSH User's Guide* for valid **sftp-server** log facility values, and try the request again.

---

**FOTS0716**    **Malformed SSH\_CONNECTION variable: "value"**

**Explanation:** The SSH\_CONNECTION environment variable's value is malformed.

**System action:** The program ends.

**System programmer response:** Follow local procedures for reporting problems to IBM.

**User response:** Try the request again. If unable to resolve, contact your system programmer.

---

**FOTS0717**    **select:** *error\_message*

**Explanation:** The select() system call failed. The system error is displayed with the message.

**System action:** The program ends.

**System programmer response:** Take appropriate action based on the system error.

**User response:** Refer to *z/OS XL C/C++ Runtime Library Reference* for an explanation of the system error. If unable to resolve, contact your system programmer.

---

**FOTS0718**    **No user found for uid UID**

**Explanation:** The getpwuid() system call was unable to get information about a user with UID *UID*.

**System action:** The program ends.

**System programmer response:** Follow local procedures for reporting problems to IBM.

---

| **FOTS0720**    **More than *max\_sftpServerconvert\_patterns* sftpServerConvert patterns are found.**

| **Explanation:** The maximum number of sftpServerConvert patterns (*max\_sftpServerconvert\_patterns*) has been exceeded.

| **System action:** The program ends.

---

- | **System programmer response:** None.
- | **User response:** Reissue the command with a smaller number of sftpServerConvert patterns.

**FOTS0801**    **pipe:** *system error*

**Explanation:** System call pipe() failed.

**System action:** Command ends.

**System programmer response:** Follow local procedures for reporting problems to IBM.

**User response:** Refer to *z/OS XL C/C++ Runtime Library Reference* for an explanation of the system error. If unable to resolve, contact your system programmer.

**FOTS0802**    **socketpair:** *system error*

**Explanation:** System call socketpair() failed.

**System action:** Command ends.

**System programmer response:** Follow local procedures for reporting problems to IBM.

**User response:** Refer to *z/OS XL C/C++ Runtime Library Reference* for an explanation of the system error. If unable to resolve, contact your system programmer.

**FOTS0803**    **fork:** *system error*

**Explanation:** System call fork() failed.

**System action:** Command ends.

**System programmer response:** Follow local procedures for reporting problems to IBM.

**User response:** Refer to *z/OS XL C/C++ Runtime Library Reference* for an explanation of the system error. If unable to resolve, contact your system programmer.

**FOTS0804**    **dup2:** *system error*

**Explanation:** System call dup2() failed.

**System action:** Command ends.

**System programmer response:** Follow local procedures for reporting problems to IBM.

**User response:** Refer to *z/OS XL C/C++ Runtime Library Reference* for an explanation of the system error. If unable to resolve, contact your system programmer.

**FOTS0805**    **exec:** *path: system error*

**Explanation:** System call exec() failed.

**System action:** Command ends.

**System programmer response:** Follow local procedures for reporting problems to IBM.

**User response:** Refer to *z/OS XL C/C++ Runtime Library Reference* for an explanation of the system error. If unable to resolve, contact your system programmer.

**FOTS0806**    *error (pathname).*

**Explanation:** Error occurred when specifying *pathname* after '-b'.

**System action:** Command ends.

**User response:** Check to make sure that you use a valid path name.

## FOTS0807 • FOTS0814

---

### FOTS0807 **Filename already specified.**

**Explanation:** You specified option '-b' more than once.

**System action:** Command ends.

**User response:** Check and make sure that you specify option '-b' only once.

---

### FOTS0808 **Invalid buffer size "size"**

**Explanation:** Buffer size can only be an integer between 1 and 2147483647(LONG\_MAX).

**System action:** Command ends.

**User response:** Specify a valid buffer size and retry.

---

### FOTS0809 **Invalid number of requests "number"**

**Explanation:** Number of requests can only be an integer between 1 and 2147483647(LONG\_MAX).

**System action:** Command ends.

**User response:** Specify a valid number of requests and retry.

---

### FOTS0810 **Missing username**

**Explanation:** User name is missing from the command line.

**System action:** Command ends.

**User response:** Check and make sure you issue a valid username on the command line.

---

### FOTS0811 **Missing hostname**

**Explanation:** Host name is missing from the command line.

**System action:** Command ends.

**User response:** Check and make sure you issue a valid hostname on the command line.

---

### FOTS0812 **Couldn't wait for ssh process: *system error***

**Explanation:** System call waitpid() failed.

**System action:** Command ends.

**System programmer response:** Follow local procedures for reporting problems to IBM.

**User response:** Refer to *z/OS XL C/C++ Runtime Library Reference* for an explanation of the system error. If unable to resolve, contact your system programmer.

---

### FOTS0813 **Shell exited abnormally**

**Explanation:** The child process ended abnormally.

**System action:** Command continues.

**System programmer response:** Follow local procedures for reporting problems to IBM.

**User response:** Contact the system programmer.

---

### FOTS0814 **Shell exited with status *status***

**Explanation:** The child process ended normally with the status listed above.

**System action:** Command continues.

**System programmer response:** Follow local procedures for reporting problems to IBM.

**User response:** Contact the system programmer.

---

**FOTS0815 Invalid path**

**Explanation:** Internal error.

**System action:** Command continues.

**User response:** Contact your system programmer.

---

**FOTS0816 ls: Invalid flag -flag**

**Explanation:** You specified an invalid flag *flag* after the subcommand **ls**.

**System action:** Command continues.

**User response:** Check *IBM Ported Tools for z/OS: OpenSSH User's Guide* for a valid flag.

---

**FOTS0817 Unterminated quote**

**Explanation:** You specified quoted filename and the quotes are not closed.

**System action:** Command continues.

**User response:** Check and make sure the quotes are closed.

---

**FOTS0818 Empty quotes**

**Explanation:** You specified quoted filename and the file name is missing between the quotes.

**System action:** Command continues.

**User response:** Check and make sure to specify filename between the quotes.

---

**FOTS0819 File "filename" not found.**

**Explanation:** You specified a file that was not found.

**System action:** Command continues.

**User response:** Make sure the file exists before reissuing command.

---

**FOTS0820 Multiple files match, but "path" is not a directory**

**Explanation:** You attempted to upload more than one file but the target indicated by *path* was not a directory.

**System action:** Command continues.

**User response:** When uploading more than one file, ensure that the target *path* is a directory.

---

**FOTS0821 Can't ls: "path" not found**

**Explanation:** Internal error.

**System action:** Command continues.

**System programmer response:** Follow local procedures for reporting problems to IBM.

**User response:** Contact the system programmer.

---

**FOTS0822 Invalid command.**

**Explanation:** You entered an invalid subcommand.

**System action:** Command continues.

**User response:** Check *IBM Ported Tools for z/OS: OpenSSH User's Guide* for a list of valid subcommands.

---

**FOTS0823** You must specify at least one path after a *get* or *put* command.

**Explanation:** You omitted pathname after *get* or *put* command.

**System action:** Command continues.

**User response:** Check to make sure you specify at least one pathname after *get* or *put*.

---

**FOTS0824** You must specify two paths after a *command* command.

**Explanation:** You specified only one pathname after the subcommand.

**System action:** Command continues.

**User response:** Check to make sure you specify two pathnames.

---

**FOTS0825** You must specify a path after a *command* command.

**Explanation:** You omitted the pathname after the subcommand.

**System action:** Command continues.

**User response:** Check to make sure you did not omit the pathname.

---

**FOTS0826** You must supply a numeric argument to the *cmd\_string* command.

**Explanation:** You specified a non-numeric argument.

**System action:** Command continues.

**User response:** Check to make sure you specify a numeric argument.

---

**FOTS0827** Can't change directory: Can't check target

**Explanation:** You can not change directory because the sftp-server protocol does not support remote file permission bits transferring.

**System action:** Command continues.

**System programmer response:** Follow local procedures for reporting problems to IBM.

**User response:** Contact the system programmer.

---

**FOTS0828** Can't change directory: "*dir*" is not a directory

**Explanation:** You can not change the directory because the argument specified after the subcommand *cd* is not a directory.

**System action:** Command continues.

**User response:** Check to make sure the argument you supply is a valid directory.

---

**FOTS0829** Couldn't change local directory to "*dir*": *error*

**Explanation:** You can not change local directory because of the system error.

**System action:** Command continues.

**User response:** Refer to *z/OS XL C/C++ Runtime Library Reference* for an explanation of the system error. If unable to resolve, contact your system programmer.

---

**FOTS0830** Couldn't create local directory "*dir*": *error*

**Explanation:** You can not create a local directory because of the system error.

**System action:** Command continues.

---

**User response:** Refer to *z/OS XL C/C++ Runtime Library Reference* for an explanation of the system error. If unable to resolve, contact your system programmer.

---

**FOTS0831 Can't get current ownership of remote file "pathname"**

**Explanation:** You can not get the ownership of the remote file because the sftp-server protocol does not support file ownership transferring.

**System action:** Command continues.

**System programmer response:** Follow local procedures for reporting problems to IBM.

**User response:** Contact the system programmer.

---

**FOTS0832 Couldn't get local cwd: system error**

**Explanation:** You can not get local working directory because call to `getcwd()` failed.

**System action:** Command continues.

**User response:** Refer to *z/OS XL C/C++ Runtime Library Reference* for an explanation of the system error. If unable to resolve, contact your system programmer.

---

**FOTS0833 Couldn't fork: system error**

**Explanation:** System call `fork()` failed.

**System action:** Command ends.

**System programmer response:** Follow local procedures for reporting problems to IBM.

**User response:** Refer to *z/OS XL C/C++ Runtime Library Reference* for an explanation of the system error. If unable to resolve, contact your system programmer.

---

**FOTS0834 Couldn't wait for child: system error**

**Explanation:** System call `waitpid()` failed.

**System action:** Command ends.

**System programmer response:** Follow local procedures for reporting problems to IBM.

**User response:** Refer to *z/OS XL C/C++ Runtime Library Reference* for an explanation of the system error. If unable to resolve, contact your system programmer.

---

**FOTS0835 Command not implemented**

**Explanation:** The subcommand you specified is not implemented in the program.

**System action:** Command ends.

**System programmer response:** Follow local procedures for reporting problems to IBM.

**User response:** Contact your system programmer.

---

**FOTS0836 command number is not implemented**

**Explanation:** The specified interactive command is not implemented in the program.

**System action:** Command ends.

**System programmer response:** Follow local procedures for reporting problems to IBM.

**User response:** Contact your system programmer.

---

**FOTS0837**    **Couldn't initialize connection to server**

**Explanation:** Internal error.

**System action:** Command ends.

**System programmer response:** Follow local procedures for reporting problems to IBM.

**User response:** Contact your system programmer.

---

**FOTS0838**    **Need cwd**

**Explanation:** The program could not get the current working directory from the server.

**System action:** Command ends.

**System programmer response:** Follow local procedures for reporting problems to IBM.

**User response:** Contact your system programmer.

---

**FOTS0839**    **Couldn't execute "shell program": system error**

**Explanation:** You specified interactive command '!' to invoke the local shell and the program failed to execute the local shell.

**System action:** Command continues.

**System programmer response:** Follow local procedures for reporting problems to IBM.

**User response:** Refer to *z/OS XL C/C++ Runtime Library Reference* for an explanation of the system error. If unable to resolve, contact your system programmer.

---

**FOTS0840**    **Couldn't send packet: system error**

**Explanation:** A call to write() failed while **sftp** was attempting to send packet to the server.

**System action:** The program ends.

**System programmer response:** Follow local procedures for reporting problems to IBM.

**User response:** Refer to *z/OS XL C/C++ Runtime Library Reference* for an explanation of the system error. If unable to resolve, contact your system programmer.

---

**FOTS0841**    **Connection closed**

**Explanation:** A call to read() failed while **sftp** was attempting to get packet from the server. Therefore, the connection between the client and the server was closed.

**System action:** The program ends.

**System programmer response:** Follow local procedures for reporting problems to IBM.

**User response:** Contact your system programmer.

---

**FOTS0842**    **Couldn't read packet: system error**

**Explanation:** A call to read() failed while **sftp** was attempting to get packet from the server.

**System action:** The program ends.

**System programmer response:** Follow local procedures for reporting problems to IBM.

**User response:** Refer to *z/OS XL C/C++ Runtime Library Reference* for an explanation of the system error. If unable to resolve, contact your system programmer.

---



---

**FOTS0843** Received message too long *length*

**Explanation:** Internal error.

**System action:** The program ends.

**System programmer response:** Follow local procedures for reporting problems to IBM.

**User response:** Contact your system programmer.

---

**FOTS0844** ID mismatch (*received msg\_id != expected msg\_id*)

**Explanation:** Internal error.

**System action:** The program ends.

**System programmer response:** Follow local procedures for reporting problems to IBM.

**User response:** Contact your system programmer.

---

**FOTS0845** Expected SSH2\_FXP\_STATUS(*packet type1*) packet, got *packet type2*

**Explanation:** Internal error.

**System action:** The program ends.

**System programmer response:** Follow local procedures for reporting problems to IBM.

**User response:** Contact your system programmer.

---

**FOTS0846** Expected SSH2\_FXP\_HANDLE(*handle1*) packet, got *handle2*

**Explanation:** Internal error

**System action:** The program ends.

**System programmer response:** Follow local procedures for reporting problems to IBM.

**User response:** Contact your system programmer.

---

**FOTS0847** Couldn't stat remote file: *error message*

**Explanation:** **sftp** failed to get the remote file information due to the displayed error.

**System action:** The program continues.

**System programmer response:** Follow local procedures for reporting problems to IBM.

**User response:** Contact your system programmer.

---

**FOTS0848** Expected SSH2\_FXP\_ATTRS(*packet type1*) packet, got *packet type2*

**Explanation:** Internal error.

**System action:** The program ends.

**System programmer response:** Follow local procedures for reporting problems to IBM.

**User response:** Contact your system programmer.

---

**FOTS0849** Invalid packet back from SSH2\_FXP\_INIT (*type packet type*)

**Explanation:** Internal error.

**System action:** The program ends.

**System programmer response:** Follow local procedures for reporting problems to IBM.

**User response:** Contact your system programmer.

---

**FOTS0850**    **Couldn't close file:** *error message*

**Explanation:** **sftp** failed to close the connection between the client and the server due to the displayed error.

**System action:** The program continues.

**System programmer response:** Follow local procedures for reporting problems to IBM.

**User response:** Contact your system programmer.

---

**FOTS0851**    **Couldn't read directory:** *error message*

**Explanation:** **sftp** failed to read the remote directory due to the displayed error.

**System action:** The program continues.

**System programmer response:** Follow local procedures for reporting problems to IBM.

**User response:** Contact your system programmer.

---

**FOTS0852**    **Bad escaped character** '*character*'

**Explanation:** An invalid escaped character *character* was encountered after '\' in the file name.

**System action:** The program continues.

**User response:** Correct the file name and reissue the command.

---

**FOTS0853**    **Couldn't delete file:** *error message*

**Explanation:** **sftp** failed to delete the remote file due to the displayed error.

**System action:** The program continues.

**System programmer response:** Follow local procedures for reporting problems to IBM.

**User response:** Contact your system programmer.

---

**FOTS0854**    **Couldn't create directory:** *error message*

**Explanation:** **sftp** failed to create the remote directory due to the displayed error.

**System action:** The program continues.

**System programmer response:** Follow local procedures for reporting problems to IBM.

**User response:** Contact your system programmer.

---

**FOTS0855**    **Couldn't remove directory:** *error message*

**Explanation:** **sftp** failed to remove the remote directory due to the displayed error.

**System action:** The program continues.

**System programmer response:** Follow local procedures for reporting problems to IBM.

**User response:** Contact your system programmer.

---

**FOTS0856**    **Couldn't setstat on** "*path*": *error message*

**Explanation:** **sftp** failed to set remote file attributes due to the displayed error.

**System action:** The program continues.

**System programmer response:** Follow local procedures for reporting problems to IBM.

**User response:** Contact your system programmer.

---

---

**FOTS0857**    **Couldn't fsetstat:** *error message*

**Explanation:** `sftp` failed to set remote file attributes due to the displayed error.

**System action:** The program continues.

**System programmer response:** Follow local procedures for reporting problems to IBM.

**User response:** Contact your system programmer.

---

**FOTS0858**    **Couldn't canonicalise:** *error\_msg*

**Explanation:** Internal error.

**System action:** The program continues.

**System programmer response:** Not applicable

**User response:** Not applicable

---

**FOTS0859**    **Expected SSH2\_FXP\_NAME(packet type1) packet, got packet type2**

**Explanation:** Internal error.

**System action:** The program ends.

**System programmer response:** Follow local procedures for reporting problems to IBM.

**User response:** Contact your system programmer.

---

**FOTS0860**    **Got multiple names (count) from SSH\_FXP\_REALPATH**

**Explanation:** `sftp` received more than one remote real path.

**System action:** The program ends.

**System programmer response:** Follow local procedures for reporting problems to IBM.

**User response:** Contact your system programmer.

---

**FOTS0861**    **Couldn't rename file "old\_path" to "new\_path":** *error message*

**Explanation:** `sftp` failed to rename remote file due to the displayed error.

**System action:** The program continues.

**System programmer response:** Follow local procedures for reporting problems to IBM.

**User response:** Contact your system programmer.

---

**FOTS0862**    **This server does not support the symlink operation**

**Explanation:** The `sftp` server you connected to does not support the `In` and `symlink` subcommands.

**System action:** The program continues.

**User response:** Do not use the `symlink` or `In` subcommands.

---

**FOTS0863**    **Couldn't readlink:** *error message*

**Explanation:** `sftp` failed to read the remote symlink.

**System action:** The program continues.

**System programmer response:** Follow local procedures for reporting problems to IBM.

**User response:** Contact your system programmer.

---

**FOTS0864** Got multiple names (*count*) from SSH\_FXP\_READLINK

**Explanation:** sftp received more than one symbolic names resolved for remote symlink.

**System action:** The program ends.

**System programmer response:** Follow local procedures for reporting problems to IBM.

**User response:** Contact your system programmer.

---

**FOTS0865** Cannot download a directory: *remote path*

**Explanation:** You can not download a remote directory.

**System action:** The program continues.

**User response:** Check to make sure that you do not specify a remote directory.

---

**FOTS0866** Couldn't open local file "*local path*" for writing: *system error*

**Explanation:** Opening local file failed due to the displayed error.

**System action:** The program continues.

**System programmer response:** Follow local procedures for reporting problems to IBM.

**User response:** Contact your system programmer.

---

**FOTS0867** Unexpected reply *message id*

**Explanation:** Received unexpected reply from the server while attempting to download remote file.

**System action:** The program ends.

**System programmer response:** Follow local procedures for reporting problems to IBM.

**User response:** Contact your system programmer.

---

**FOTS0868** Received more data than asked for *length of transferred data > buffer size*

**Explanation:** Internal error.

**System action:** The program ends.

**System programmer response:** Follow local procedures for reporting problems to IBM.

**User response:** Contact your system programmer.

---

**FOTS0869** Expected SSH2\_FXP\_DATA(*packet type1*) packet, got *packet type2*

**Explanation:** Internal error.

**System action:** The program ends.

**System programmer response:** Follow local procedures for reporting problems to IBM.

**User response:** Contact your system programmer.

---

**FOTS0870** Transfer complete, but requests still in queue

**Explanation:** Internal error.

**System action:** The program ends.

**System programmer response:** Follow local procedures for reporting problems to IBM.

**User response:** Contact your system programmer.

---

---

**FOTS0871**    **Couldn't read from remote file "*remote path*" : error message**

**Explanation:** sftp server failed to read from the remote file during downloading due to the displayed error.

**System action:** The program continues.

**System programmer response:** Follow local procedures for reporting problems to IBM.

**User response:** Contact your system programmer.

---

**FOTS0872**    **Couldn't write to "*local file*": system error**

**Explanation:** sftp failed to write to the local file during downloading due to the displayed system error.

**System action:** The program continues.

**System programmer response:** Follow local procedures for reporting problems to IBM.

**User response:** Refer to *z/OS XL C/C++ Runtime Library Reference* for an explanation of the system error. If unable to resolve, contact your system programmer.

---

**FOTS0873**    **Couldn't set mode on "*local file*": system error**

**Explanation:** sftp failed to change the mode of the local file due to the displayed system error.

**System action:** The program continues.

**System programmer response:** Follow local procedures for reporting problems to IBM.

**User response:** Refer to *z/OS XL C/C++ Runtime Library Reference* for an explanation of the system error. If unable to resolve, contact your system programmer.

---

**FOTS0874**    **Can't set times on "*local file*": system error**

**Explanation:** sftp failed to set the access and modification times of the local file due to the displayed system error.

**System action:** The program continues.

**System programmer response:** Follow local procedures for reporting problems to IBM.

**User response:** Refer to *z/OS XL C/C++ Runtime Library Reference* for an explanation of the system error. If unable to resolve, contact your system programmer.

---

**FOTS0875**    **Couldn't open local file "*local file*" for reading: system error**

**Explanation:** sftp failed to open the local file for reading (while attempting to upload the local file) due to the displayed system error.

**System action:** The program continues.

**System programmer response:** Follow local procedures for reporting problems to IBM.

**User response:** Refer to *z/OS XL C/C++ Runtime Library Reference* for an explanation of the system error. If unable to resolve, contact your system programmer.

---

**FOTS0876**    **Couldn't fstat local file "*local file*": system error**

**Explanation:** sftp failed to retrieve status information about the local file (while attempting to upload the local file) due to the displayed system error.

**System action:** The program continues.

**System programmer response:** Follow local procedures for reporting problems to IBM.

**User response:** Refer to *z/OS XL C/C++ Runtime Library Reference* for an explanation of the system error. If unable to resolve, contact your system programmer.

---

**FOTS0877**    **Couldn't read from "local file": system error**

**Explanation:** **sftp** failed to read from the local file (while attempting to upload the local file) due to the displayed system error.

**System action:** The program ends.

**System programmer response:** Follow local procedures for reporting problems to IBM.

**User response:** Refer to *z/OS XL C/C++ Runtime Library Reference* for an explanation of the system error. If unable to resolve, contact your system programmer.

---

**FOTS0878**    **Unexpected ACK message id**

**Explanation:** Internal error. Unexpected acknowledgment was received.

**System action:** The program continues.

**System programmer response:** Follow local procedures for reporting problems to IBM.

**User response:** Contact your system programmer.

---

**FOTS0879**    **Expected SSH2\_FXP\_STATUS(packet type1) packet, got packet type2**

**Explanation:** Internal error.

**System action:** The program ends.

**System programmer response:** Follow local procedures for reporting problems to IBM.

**User response:** Contact your system programmer.

---

**FOTS0880**    **Can't find request for ID request id**

**Explanation:** **sftp** failed to find the request from the request queue.

**System action:** The program ends.

**System programmer response:** Follow local procedures for reporting problems to IBM.

**User response:** Contact your system programmer.

---

**FOTS0881**    **Couldn't write to remote file "filename": error\_message**

**Explanation:** **sftp** failed to write to the remote file *filename* (while attempting to upload file) due to the displayed error message.

**System action:** The program continues.

**System programmer response:** Follow local procedures for reporting problems to IBM.

**User response:** Correct the error, if possible, and attempt to upload the file again. If unable to resolve, contact your system programmer.

---

**FOTS0882**    **Couldn't close local file "local file": system error**

**Explanation:** **sftp** failed to close the local file (after uploading the local file to the remote host) due to the displayed system error.

**System action:** The program continues.

**System programmer response:** Follow local procedures for reporting problems to IBM.

**User response:** Refer to *z/OS XL C/C++ Runtime Library Reference* for an explanation of the system error. If unable to resolve, contact your system programmer.

---

---

**FOTS0883**    **Couldn't get handle:** *error message*

**Explanation:** **sftp** failed to get handle sent from the server due to the displayed error message.

**System action:** The program continues.

**System programmer response:** Follow local procedures for reporting problems to IBM.

**User response:** Contact your system programmer.

---

**FOTS0884**    **skipping non-regular file** *file\_name*

**Explanation:** While processing file to be uploaded, a non-regular file *file\_name* was encountered and was ignored by **sftp**.

**System action:** The program continues.

**User response:** Check to make sure not to upload a non-regular file.

---

**FOTS0885**    **stat path:** *system\_error*

**Explanation:** System call `stat()` failed on *path* due to the displayed system error.

**System action:** The program ends.

**System programmer response:** Follow local procedures for reporting problems to IBM.

**User response:** Refer to *z/OS XL C/C++ Runtime Library Reference* for an explanation of the system error. If unable to resolve, contact your system programmer.

---

**FOTS0886**    **Batch file already specified.**

**Explanation:** You specified option '-b' more than once.

**System action:** Command ends.

**User response:** Check and make sure that you specify option '-b' only once.

---

**FOTS0887**    **Couldn't symlink file "old\_path" to "new\_path":** *error message*

**Explanation:** **sftp** failed to symlink from *old\_path* to *new\_path* due to the displayed error.

**System action:** The program continues.

**System programmer response:** Follow local procedures for reporting problems to IBM.

**User response:** If unable to resolve based on the displayed error, contact your system programmer.

---

**FOTS0888**    **Cannot download non-regular file:** *file\_name*

**Explanation:** You were trying to download a non-regular file *file\_name* from the remote host. This cannot be performed by **sftp**.

**System action:** The program continues.

**User response:** Check and make sure not to download a non-regular file.

---

**FOTS0889**    *file\_name* **is not a regular file**

**Explanation:** You were trying to download a non-regular file *file\_name* from the remote host. This cannot be performed by **sftp**.

**System action:** The program continues.

**User response:** Check and make sure not to download a non-regular file.

---

**FOTS0890**    **Outbound message too long** *msg\_len*

**Explanation:** Internal error.

**System action:** The program ends.

**System programmer response:** Follow local procedures for reporting problems to IBM.

**User response:** Contact your system programmer.

---

**FOTS0891**    **Read packet:** *system\_error*

**Explanation:** System call read() failed due to the displayed system error.

**System action:** The program ends.

**System programmer response:** Follow local procedures for reporting problems to IBM.

**User response:** Refer to *z/OS XL C/C++ Runtime Library Reference* for an explanation of the system error. If unable to resolve, contact your system programmer.

---

**FOTS0893**    **remote\_glob failed with return code** *return code*.

**Explanation:** A call to the OpenSSH function remote\_glob failed. The function's return value is displayed with this message.

**System action:** If running in an interactive session, the command continues. If running in batchmode, the command ends.

**System programmer response:** Follow local procedures for reporting problems to IBM.

**User response:** Internal error. Contact your system administrator to report the problem.

---

**FOTS0894**    *command:* **Invalid flag** *-flag*

**Explanation:** You specified an invalid flag *flag* after the subcommand *command*.

**System action:** Command continues.

**User response:** Check *IBM Ported Tools for z/OS: OpenSSH User's Guide* for a valid flag.

---

**FOTS0895**    **string too long**

**Explanation:** sftp encountered a command string that was too long.

**System action:** The program continues.

**System programmer response:** Follow local procedures for reporting problems to IBM.

**User response:** Shorten the command string length and try the request again. If unable to resolve, contact your system programmer.

---

**FOTS0896**    **Unterminated quoted argument**

**Explanation:** sftp encountered an unterminated quoted argument while parsing a command string.

**System action:** The program continues.

**System programmer response:** Follow local procedures for reporting problems to IBM.

**User response:** Verify quoted arguments are properly terminated and try the request again. If unable to resolve, contact your system programmer.

---



---

**FOTS0897 Unknown ls sort type**

**Explanation:** You specified an unknown ls sort type.

**System action:** The program ends.

**User response:** Check *IBM Ported Tools for z/OS: OpenSSH User's Guide* for a valid ls sort type.

---

**FOTS0901 Couldn't obtain random bytes (error error)**

**Explanation:** Internal error.

**System action:** The program ends.

**System programmer response:** Follow local procedures for reporting problems to IBM.

**User response:** Contact your system programmer.

---

**FOTS0902 fstat for key file *file\_name* failed: *system\_error***

**Explanation:** System call fstat() failed on key file *file\_name* due to the displayed system error.

**System action:** The program continues.

**System programmer response:** Follow local procedures for reporting problems to IBM.

**User response:** Refer to *z/OS XL C/C++ Runtime Library Reference* for an explanation of the system error. If unable to resolve, contact your system programmer.

---

**FOTS0903 key\_load\_private\_rsa1: RSA\_blinding\_on failed**

**Explanation:** A call to OpenSSL function RSA\_blinding\_on() failed.

**System action:** The program continues.

**System programmer response:** Follow local procedures for reporting problems to IBM.

**User response:** Check OpenSSL function RSA\_blinding\_on() for more information.

---

**FOTS0904 key\_load\_private\_pem: RSA\_blinding\_on failed**

**Explanation:** A call to OpenSSL function RSA\_blinding\_on() failed.

**System action:** The program continues.

**System programmer response:** Follow local procedures for reporting problems to IBM.

**User response:** Check OpenSSL function RSA\_blinding\_on() for more information.

---

**FOTS0905 buffer\_put\_bignum2\_ret: negative numbers not supported**

**Explanation:** Internal error.

**System action:** The program continues.

**System programmer response:** Follow local procedures for reporting problems to IBM.

**User response:** Contact your system programmer.

---

**FOTS0906 buffer\_put\_bignum2\_ret: BN too small**

**Explanation:** Internal error.

**System action:** The program continues.

**System programmer response:** Follow local procedures for reporting problems to IBM.

**User response:** Contact your system programmer.

---

**FOTS0907** ssh1\_3des\_cbc: no context

**Explanation:** Internal error.

**System action:** The program continues.

**System programmer response:** Follow local procedures for reporting problems to IBM.

**User response:** Contact your system programmer.

---

**FOTS0908** ssh\_rijndael\_iv: no context

**Explanation:** Internal error.

**System action:** The program ends.

**System programmer response:** Follow local procedures for reporting problems to IBM.

**User response:** Contact your system programmer.

---

**FOTS0909** ssh\_aes\_ctr\_iv: no context

**Explanation:** Internal error.

**System action:** The program ends.

**System programmer response:** Follow local procedures for reporting problems to IBM.

**User response:** Contact your system programmer.

---

**FOTS0910** Authentication response too long: *length*

**Explanation:** Internal error.

**System action:** The program ends.

**System programmer response:** Follow local procedures for reporting problems to IBM.

**User response:** Contact your system programmer.

---

**FOTS0914** mkstemp("temp file"): *system error*

**Explanation:** Failed to open/create temp file due to the displayed system error.

**System action:** The program ends.

**System programmer response:** Follow local procedures for reporting problems to IBM.

**User response:** Refer to *z/OS XL C/C++ Runtime Library Reference* for an explanation of the system error. If unable to resolve, contact your system programmer.

---

**FOTS0915** *function:* UsePrivilegeSeparation=yes and Compression=yes not supported

**Explanation:** ssh does not support when you specify both UsePrivilegeSeparation=yes and Compression=yes at the same time.

**System action:** The program continues.

**User response:** Check to make sure that you do not specify UsePrivilegeSeparation=yes and Compression=yes at the same time.

---

**FOTS0916** Error writing to authentication socket.

**Explanation:** Failure occurred while writing to authentication socket.

**System action:** The program continues.

**System programmer response:** Follow local procedures for reporting problems to IBM.

**User response:** Contact your system programmer.

---

---

**FOTS0917**    **Error reading response length from authentication socket.**

**Explanation:** Failure occurred while reading from authentication socket.

**System action:** The program continues.

**System programmer response:** Follow local procedures for reporting problems to IBM.

**User response:** Contact your system programmer.

---

**FOTS0918**    **Error reading response from authentication socket.**

**Explanation:** Failure occurred while reading from authentication socket.

**System action:** The program continues.

**System programmer response:** Follow local procedures for reporting problems to IBM.

**User response:** Contact your system programmer.

---

**FOTS0919**    **Authentication response too long:** *length*

**Explanation:** Internal error.

**System action:** The program ends.

**System programmer response:** Follow local procedures for reporting problems to IBM.

**User response:** Contact your system programmer.

---

**FOTS0920**    **Bad authentication reply message type:** *type*

**Explanation:** Internal error.

**System action:** The program ends.

**System programmer response:** Follow local procedures for reporting problems to IBM.

**User response:** Contact your system programmer.

---

**FOTS0921**    **Too many identities in authentication reply:** *number*

**Explanation:** Received too many identities in reply.

**System action:** The program ends.

**System programmer response:** Follow local procedures for reporting problems to IBM.

**User response:** Contact your system programmer.

---

**FOTS0922**    **Bad authentication response:** *response type*

**Explanation:** Internal error.

**System action:** The program ends.

**System programmer response:** Follow local procedures for reporting problems to IBM.

**User response:** Contact your system programmer.

---

**FOTS0924**    **Bad response from authentication agent:** *response type*

**Explanation:** Received unsupported response from ssh-agent.

**System action:** The program ends.

**System programmer response:** Follow local procedures for reporting problems to IBM.

**User response:** Contact your system programmer.

---

**FOTS0925** **open filename failed:** *system error.*

**Explanation:** Failure occurred while attempting to open the key file. The system error is displayed.

**System action:** The program continues.

**System programmer response:** Follow local procedures for reporting problems to IBM.

**User response:** Refer to *z/OS XL C/C++ Runtime Library Reference* for an explanation of the system error. If unable to resolve, contact your system programmer.

---

**FOTS0926** **write to key file filename failed:** *system error*

**Explanation:** Failure occurred while attempting to write into a key file. The system error is displayed.

**System action:** The program continues.

**System programmer response:** Follow local procedures for reporting problems to IBM.

**User response:** Refer to *z/OS XL C/C++ Runtime Library Reference* for an explanation of the system error. If unable to resolve, contact your system programmer.

---

**FOTS0927** **passphrase too short: have number bytes, need > 4**

**Explanation:** The new passphrase is too short. **ssh-keygen** does not allow passphrases that are less than or equal to 4 bytes.

**System action:** The program ends.

**System programmer response:** Not applicable.

**User response:** Check to make sure that you enter a passphrase greater than 4 bytes long. Refer to *IBM Ported Tools for z/OS: OpenSSH User's Guide* for an explanation of a valid passphrase.

---

**FOTS0928** **key file filename too large**

**Explanation:** The RSA key file *filename* is too large.

**System action:** The program continues.

**System programmer response:** Follow local procedures for reporting problems to IBM.

**User response:** Verify that the file *filename* is a valid RSA key file, and try the request again. If unable to resolve, contact your system programmer.

---

**FOTS0929** **fdopen filename failed:** *system error.*

**Explanation:** Failure occurred while attempting to open the file for write. The system error is displayed.

**System action:** The program ends.

**System programmer response:** Follow local procedures for reporting problems to IBM.

**User response:** Refer to *z/OS XL C/C++ Runtime Library Reference* for an explanation of the system error. If unable to resolve, contact your system programmer.

---

**FOTS0930** **key\_save\_private: cannot save key type type**

**Explanation:** The displayed key type can not be saved.

**System action:** The program ends.

**System programmer response:** Not applicable

**User response:** Contact your system programmer.

---

---

**FOTS0931** **fdopen failed:** *system error*

**Explanation:** Failure occurred while attempting to open the file for read. The system error is displayed.

**System action:** The program continues.

**System programmer response:** Follow local procedures for reporting problems to IBM.

**User response:** Refer to *z/OS XL C/C++ Runtime Library Reference* for an explanation of the system error. If unable to resolve, contact your system programmer.

---

**FOTS0932** **PEM\_read\_PrivateKey: mismatch or unknown EVP\_PKEY save\_type** *save\_type*

**Explanation:** Internal error.

**System action:** The program continues.

**System programmer response:** Follow local procedures for reporting problems to IBM.

**User response:** Contact your system programmer.

---

**FOTS0934** **@ WARNING: UNPROTECTED PRIVATE KEY FILE! @ Permissions 0permission bits for 'file name' are too open. It is recommended that your private key files are NOT accessible by others. This private key will be ignored.**

**Explanation:** The permission bits of your key file is too open and that makes your key file insecure.

**System action:** The program continues.

**User response:** Check to make sure that your private key file is only readable by you.

---

**FOTS0939** **bad permissions: ignore key:** *file name*

**Explanation:** The key file is readable by others.

**System action:** The program continues.

**User response:** Check to make sure that the private key file is only readable by you.

---

**FOTS0941** **save\_private\_key\_rsa: bad cipher**

**Explanation:** The cipher used to encrypt private keys is not supported.

**System action:** The program ends.

**System programmer response:** Follow local procedures for reporting problems to IBM.

**User response:** Contact your system programmer.

---

**FOTS0942** **buffer\_put\_bignum\_ret: BN\_bn2bin() failed: oi length != bin\_size size**

**Explanation:** Internal error.

**System action:** The program continues.

**System programmer response:** Follow local procedures for reporting problems to IBM.

**User response:** Contact your system programmer.

---

**FOTS0943** **buffer\_get\_bignum\_ret: cannot handle BN of size bytes**

**Explanation:** Internal error.

**System action:** The program continues.

**System programmer response:** Follow local procedures for reporting problems to IBM.

**User response:** Contact your system programmer.

---

**FOTS0944** **buffer\_get\_bignum\_ret: input buffer too small**

**Explanation:** Internal error.

**System action:** The program continues.

**System programmer response:** Follow local procedures for reporting problems to IBM.

**User response:** Contact your system programmer.

---

**FOTS0945** **buffer\_put\_bignum2\_ret: BN\_bn2bin() failed: oi length != bin\_size size**

**Explanation:** Internal error.

**System action:** The program continues.

**System programmer response:** Follow local procedures for reporting problems to IBM.

**User response:** Contact your system programmer.

---

**FOTS0946** **buffer\_get\_bignum2\_ret: cannot handle BN of size bytes**

**Explanation:** Internal error.

**System action:** The program continues.

**System programmer response:** Follow local procedures for reporting problems to IBM.

**User response:** Contact your system programmer.

---

**FOTS0947** **buffer\_get\_string\_ret: bad string length number**

**Explanation:** Internal error. Received string too long.

**System action:** The program continues.

**System programmer response:** Follow local procedures for reporting problems to IBM.

**User response:** Contact your system programmer.

---

**FOTS0948** **buffer\_put\_cstring: s == NULL**

**Explanation:** s is the input string to function buffer\_put\_cstring(). s cannot be an empty string.

**System action:** The program continues.

**System programmer response:** Follow local procedures for reporting problems to IBM.

**User response:** Contact your system programmer.

---

**FOTS0949** **buffer\_append\_space: len length not supported**

**Explanation:** Appended space cannot be greater than 1048576 bytes.

**System action:** The program ends.

**System programmer response:** Follow local procedures for reporting problems to IBM.

**User response:** Contact your system programmer.

---

**FOTS0950** **buffer\_append\_space: alloc number not supported**

**Explanation:** Cannot allocate buffer of size greater than 10485760 bytes.

**System action:** The program ends.

**System programmer response:** Follow local procedures for reporting problems to IBM.

**User response:** Contact your system programmer.

---

**FOTS0951** **buffer\_get\_ret:** trying to get more bytes *length* than in buffer *size available*

**Explanation:** The size of the available buffer is not big enough for the string.

**System action:** The program continues.

**System programmer response:** Follow local procedures for reporting problems to IBM.

**User response:** Contact your system programmer.

---

**FOTS0952** **buffer\_consume:** buffer error

**Explanation:** Internal error.

**System action:** The program ends.

**System programmer response:** Follow local procedures for reporting problems to IBM.

**User response:** Contact your system programmer.

---

**FOTS0953** **buffer\_consume\_end:** trying to get more bytes than in buffer

**Explanation:** Internal error.

**System action:** The program ends.

**System programmer response:** Follow local procedures for reporting problems to IBM.

**User response:** Contact your system programmer.

---

**FOTS0954** **buffer\_get\_string\_bin\_ret:** bad string length *string\_length*

**Explanation:** Internal error.

**System action:** The program ends.

**System programmer response:** Follow local procedures for reporting problems to IBM.

**User response:** Contact your system programmer.

---

**FOTS0955** **buffer\_get\_short:** buffer error

**Explanation:** Internal error.

**System action:** The program ends.

**System programmer response:** Follow local procedures for reporting problems to IBM.

**User response:** Contact your system programmer.

---

**FOTS0956** **get\_socket\_ipaddr:** getnameinfo *flag* failed

**Explanation:** A call to getnameinfo() failed. *flag* is the argument of getnameinfo().

**System action:** The program continues.

**System programmer response:** Follow local procedures for reporting problems to IBM.

**User response:** Contact your system programmer.

---

**FOTS0957** **getsockname failed:** *system error*

**Explanation:** A call to getsockname() failed with the displayed system error.

**System action:** The program continues.

**System programmer response:** Follow local procedures for reporting problems to IBM.

**User response:** Refer to *z/OS XL C/C++ Runtime Library Reference* for an explanation of the system error. If unable to resolve, contact your system programmer.

---

**FOTS0958** `get_remote_hostname: getnameinfo NI_NUMERICHOST failed`

**Explanation:** A call to `getnameinfo()` failed.

**System action:** The program continues.

**System programmer response:** Follow local procedures for reporting problems to IBM.

**User response:** Refer to *z/OS XL C/C++ Runtime Library Reference* for an explanation of argument `NI_NUMERICHOST`. Contact your system programmer.

---

**FOTS0959** `get_sock_port: getnameinfo NI_NUMERICSERV failed`

**Explanation:** A call to `getnameinfo()` failed.

**System action:** The program continues.

**System programmer response:** Follow local procedures for reporting problems to IBM.

**User response:** Refer to *z/OS XL C/C++ Runtime Library Reference* for an explanation of argument `NI_NUMERICSERV`. Contact your system programmer.

---

**FOTS0960** `channel channel identifier: wfd write_fd is not a tty?`

**Explanation:** The write file descriptor of the channel is not associated with a terminal.

**System action:** The program continues.

**System programmer response:** Follow local procedures for reporting problems to IBM.

**User response:** Check your command line options to see whether you need a `tty`. If the code sets were changed for the terminal, for example by issuing the `chcp` command, conversion may not be performed properly. If unable to resolve, contact your system programmer.

---

**FOTS0961** `X11 fake_data_len length != saved_data_len length`

**Explanation:** During X11 forwarding, fake data length is not equal to the saved data length.

**System action:** The program ends.

**System programmer response:** Follow local procedures for reporting problems to IBM.

**User response:** Contact your system programmer.

---

**FOTS0962** `accept: system error`

**Explanation:** A call to `accept()` failed. The system error is displayed.

**System action:** The program continues.

**System programmer response:** Follow local procedures for reporting problems to IBM.

**User response:** Refer to *z/OS XL C/C++ Runtime Library Reference* for an explanation of the system error. If unable to resolve, contact your system programmer.

---

**FOTS0963** `setsockopt SO_REUSEADDR fd file_descriptor: system error`

**Explanation:** A call to `setsockopt()` failed. The system error is displayed. `SO_REUSEADDR` is one of the arguments of `setsockopt()`.

**System action:** The program continues.

**System programmer response:** Follow local procedures for reporting problems to IBM.

**User response:** Refer to *z/OS XL C/C++ Runtime Library Reference* for an explanation of the system error. If unable to resolve, contact your system programmer.

---



---

**FOTS0964** **accept from auth socket: system error**

**Explanation:** A call to `accept()` failed. Authentication agent socket failed to accept the connection from the client. The system error is displayed.

**System action:** The program continues.

**System programmer response:** Follow local procedures for reporting problems to IBM.

**User response:** Refer to *z/OS XL C/C++ Runtime Library Reference* for an explanation of the system error. If unable to resolve, contact your system programmer.

---

**FOTS0965** **getsockopt SO\_ERROR failed**

**Explanation:** A call to `getsockopt()` failed. `SO_ERROR` is one of the arguments of `getsockopt()`.

**System action:** The program continues.

**System programmer response:** Follow local procedures for reporting problems to IBM.

**User response:** Contact your system programmer.

---

**FOTS0966** **No forward host name.**

**Explanation:** Port forwarding host name is NULL.

**System action:** The program continues.

**System programmer response:** Follow local procedures for reporting problems to IBM.

**User response:** Contact your system programmer.

---

**FOTS0967** **Forward host name too long.**

**Explanation:** The size of the forwarding host name is greater than 255.

**System action:** The program continues.

**System programmer response:** Follow local procedures for reporting problems to IBM.

**User response:** Check to make sure that you do not specify a host name greater than 255. If unable to resolve, contact your system programmer.

---

**FOTS0968** **channel\_setup\_fwd\_listener: getnameinfo failed**

**Explanation:** A call to `getnameinfo()` failed.

**System action:** The program continues.

**System programmer response:** Follow local procedures for reporting problems to IBM.

**User response:** Contact your system programmer.

---

**FOTS0969** **setsockopt SO\_REUSEADDR: system error**

**Explanation:** A call to `setsockopt()` failed. The system error is displayed. `SO_REUSEADDR` is one of the arguments of `setsockopt()`.

**System action:** The program continues.

**System programmer response:** Follow local procedures for reporting problems to IBM.

**User response:** Refer to *z/OS XL C/C++ Runtime Library Reference* for an explanation of the system error. If unable to resolve, contact your system programmer.

---

**FOTS0970**    **bind:** *system error*

**Explanation:** A call to bind() failed. The system error is displayed.

**System action:** The program continues.

**System programmer response:** Follow local procedures for reporting problems to IBM.

**User response:** Refer to *z/OS XL C/C++ Runtime Library Reference* for an explanation of the system error. If unable to resolve, contact your system programmer.

---

**FOTS0971**    **listen:** *system error*

**Explanation:** A call to listen() failed. The system error is displayed.

**System action:** The program continues.

**System programmer response:** Follow local procedures for reporting problems to IBM.

**User response:** Refer to *z/OS XL C/C++ Runtime Library Reference* for an explanation of the system error. If unable to resolve, contact your system programmer.

---

**FOTS0972**    **channel\_setup\_fwd\_listener:** **cannot listen to port:** *port*

**Explanation:** Port forwarding failed to listen to the displayed port.

**System action:** The program continues.

**System programmer response:** Follow local procedures for reporting problems to IBM.

**User response:** Contact your system programmer.

---

**FOTS0973**    **connect\_to** *hostname:* **unknown host** (*system error*)

**Explanation:** A call to getaddrinfo() failed. The system error is displayed.

**System action:** The program continues.

**System programmer response:** Follow local procedures for reporting problems to IBM.

**User response:** Refer to *z/OS XL C/C++ Runtime Library Reference* for an explanation of the system error. If unable to resolve, contact your system programmer.

---

**FOTS0974**    **connect\_to:** **getnameinfo** failed

**Explanation:** A call to getnameinfo() failed.

**System action:** The program continues.

**System programmer response:** Follow local procedures for reporting problems to IBM.

**User response:** Contact your system programmer.

---

**FOTS0975**    **socket:** *system error*

**Explanation:** A call to socket() failed. The system error is displayed.

**System action:** The program continues.

**System programmer response:** Follow local procedures for reporting problems to IBM.

**User response:** Refer to *z/OS XL C/C++ Runtime Library Reference* for an explanation of the system error. If unable to resolve, contact your system programmer.

---

---

**FOTS0976** `connect_to host name port service name: system error`

**Explanation:** A call to `connect()` failed and the system error is displayed. *host name* and *service name* are the host name and the service location of the socket to which a connection was attempting. The system error is displayed.

**System action:** The program continues.

**System programmer response:** Follow local procedures for reporting problems to IBM.

**User response:** Refer to *z/OS XL C/C++ Runtime Library Reference* for an explanation of the system error. If unable to resolve, contact your system programmer.

---

**FOTS0977** `connect_to host port port: failed.`

**Explanation:** Failed to connect to *host* on *port*.

**System action:** The program continues.

**System programmer response:** Follow local procedures for reporting problems to IBM.

**User response:** Refer to *z/OS XL C/C++ Runtime Library Reference* for an explanation of the system error. If unable to resolve, contact your system programmer.

---

**FOTS0978** **WARNING: Server requests forwarding for unknown listen\_port listen\_port**

**Explanation:** Internal error occurred. The displayed *listen\_port* is not permitted for forwarding.

**System action:** The program continues.

**System programmer response:** Follow local procedures for reporting problems to IBM.

**User response:** Contact your system programmer.

---

**FOTS0979** `getaddrinfo: system error`

**Explanation:** A call to `getaddrinfo()` failed. The system error is displayed.

**System action:** The program continues.

**System programmer response:** Follow local procedures for reporting problems to IBM.

**User response:** Refer to *z/OS XL C/C++ Runtime Library Reference* for an explanation of the system error. If unable to resolve, contact your system programmer.

---

**FOTS0980** `channel_setup_fwd_listener: getaddrinfo(address): error_message`

**Explanation:** The `getaddrinfo()` system call failed. The system error is displayed with the message.

**System action:** The program continues.

**System programmer response:** Take appropriate action based on the system error.

**User response:** Refer to *z/OS XL C/C++ Runtime Library Reference* for an explanation of the system error. If unable to resolve, contact your system programmer.

---

**FOTS0981** `setsockopt IPV6_V6ONLY: system error`

**Explanation:** A call to `setsockopt()` failed. `IPV6_V6ONLY` is one of the arguments of `setsockopt()`. The system error is displayed.

**System action:** The program continues.

**System programmer response:** Follow local procedures for reporting problems to IBM.

**User response:** Refer to *z/OS XL C/C++ Runtime Library Reference* for an explanation of the system error. If unable to resolve, contact your system programmer.

---

**FOTS0982** Failed to allocate internet-domain X11 display socket.

**Explanation:** The number of internet-domain X11 display sockets is greater than 1000.

**System action:** The program continues.

**System programmer response:** Follow local procedures for reporting problems to IBM.

**User response:** Contact your system programmer.

---

**FOTS0983** x11\_request\_forwarding\_with\_spoofing : different \$DISPLAY already forwarded

**Explanation:** Unable to complete the X11 forwarding request because a different display has already been forwarded.

**System action:** The program continues.

**System programmer response:** Follow local procedures for reporting problems to IBM.

**User response:** Verify that the value of your DISPLAY environment variable is correct, and try the request again. If unable to resolve, contact your system programmer.

---

**FOTS0984** socket: system error

**Explanation:** A call to socket() failed. The system error is displayed.

**System action:** The program continues.

**System programmer response:** Follow local procedures for reporting problems to IBM.

**User response:** Refer to *z/OS XL C/C++ Runtime Library Reference* for an explanation of the system error. If unable to resolve, contact your system programmer.

---

**FOTS0985** connect path\_name: system error

**Explanation:** A call to connect() failed. The system error is displayed.

**System action:** The program continues.

**System programmer response:** Follow local procedures for reporting problems to IBM.

**User response:** Refer to *z/OS XL C/C++ Runtime Library Reference* for an explanation of the system error. If unable to resolve, contact your system programmer.

---

**FOTS0986** DISPLAY not set.

**Explanation:** Environment variable DISPLAY is not set.

**System action:** The program continues.

**System programmer response:** Follow local procedures for reporting problems to IBM.

**User response:** Refer to *ssh* in *IBM Ported Tools for z/OS: OpenSSH User's Guide* on how to set environment variable DISPLAY. If unable to resolve, contact your system programmer.

---

**FOTS0987** Could not parse display number from DISPLAY: display

**Explanation:** A call to sscanf() failed. UNIX domain display number cannot be parsed from environment variable DISPLAY *display*.

**System action:** The program continues.

**System programmer response:** Follow local procedures for reporting problems to IBM.

**User response:** Refer to *ssh* in *IBM Ported Tools for z/OS: OpenSSH User's Guide* on how to set environment variable DISPLAY. If unable to resolve, contact your system programmer.

---

---

**FOTS0988**    **Could not find ':' in DISPLAY:** *display*

**Explanation:** Did not find ':' in environment variable DISPLAY *display*.

**System action:** The program continues.

**System programmer response:** Follow local procedures for reporting problems to IBM.

**User response:** Refer to ssh in *IBM Ported Tools for z/OS: OpenSSH User's Guide* on how to set environment variable DISPLAY. If unable to resolve, contact your system programmer.

---

**FOTS0989**    *function:* **unexpected data on ctl fd**

**Explanation:** Unexpected data read from the control file descriptor. The error occurred in *function*.

**System action:** The program ends.

**System programmer response:** Follow local procedures for reporting problems to IBM.

**User response:** Try the request again. If unable to resolve, contact your system programmer.

---

**FOTS0990**    *host\_name:* **unknown host.** (*system error*)

**Explanation:** A call to getaddrinfo() failed. The *host\_name* is unknown. The system error is displayed.

**System action:** The program continues.

**System programmer response:** Follow local procedures for reporting problems to IBM.

**User response:** Check to make sure the host name specified by the DISPLAY environment variable is valid. If unable to resolve, contact your system programmer.

---

**FOTS0991**    **connect** *host\_name* **port** *port:* *system error*

**Explanation:** A call to connect() failed. Failure occurred while attempting to connect to *host\_name* on *port*. The system error is displayed.

**System programmer response:** Follow local procedures for reporting problems to IBM.

**User response:** Refer to *z/OS XL C/C++ Runtime Library Reference* for an explanation of the system error. If unable to resolve, contact your system programmer.

---

**FOTS0992**    **Warning: ssh server tried agent forwarding.**

**Explanation:** The ssh configuration option ForwardAgent was disabled but ssh server requested a connection to the authentication agent.

**System action:** The program continues.

**User response:** Enable ForwardAgent option in ssh\_config or on the command line.

---

**FOTS0993**    **Warning: ssh server tried X11 forwarding.**

**Explanation:** The ssh configuration option ForwardX11 was disabled but ssh server requested an X11 channel.

**System action:** The program continues.

**User response:** Enable ForwardX11 option in ssh\_config or on the command line.

---

**FOTS0994**    **deny\_input\_open:** *type* *request type*

**Explanation:** Internal error. The *request type* is unsupported.

**System action:** The program continues.

**System programmer response:** Follow local procedures for reporting problems to IBM.

**User response:** Contact your system programmer.

---

**FOTS0995**    **Warning: this is probably a break-in attempt by a malicious server.**

**Explanation:** Internal error or you requested to open an X11/Agent forwarding channel without enabling ForwardX11/ForwardAgent.

**System action:** The program continues.

**System programmer response:** Follow local procedures for reporting problems to IBM.

**User response:** Enable ForwardX11 or ForwardAgent option in ssh\_config or on the command line. If unable to resolve, contact your system programmer.

---

**FOTS0996**    **channel\_new: internal error: channels\_alloc number of allocations too big.**

**Explanation:** Internal error occurred. The number of allocated channels is greater than 10000.

**System action:** The program ends.

**System programmer response:** Follow local procedures for reporting problems to IBM.

**User response:** Contact your system programmer.

---

**FOTS0997**    **cannot happen: SSH\_CHANNEL\_LARVAL**

**Explanation:** Channel type SSH\_CHANNEL\_LARVAL cannot happen with SSH Protocol 2.0

**System action:** The program ends.

**System programmer response:** Follow local procedures for reporting problems to IBM.

**User response:** Contact your system programmer.

---

**FOTS0998**    **cannot happen: OUT\_DRAIN**

**Explanation:** Channel type OUT\_DRAIN cannot happen with SSH Protocol 1.3

**System action:** The program ends.

**System programmer response:** Follow local procedures for reporting problems to IBM.

**User response:** Contact your system programmer.

---

**FOTS0999**    **channel\_still\_open: bad channel type channel\_type**

**Explanation:** Channel is still open with invalid channel type.

**System action:** The program ends.

**System programmer response:** Follow local procedures for reporting problems to IBM.

**User response:** Contact your system programmer.

---

**FOTS1001**    **evp\_crypt: EVP\_Cipher failed during discard**

**Explanation:** Internal error.

**System action:** The program ends.

**System programmer response:** Follow local procedures for reporting problems to IBM.

**User response:** Contact your system programmer.

---

**FOTS1002**    **channel\_find\_open: bad channel type channel\_type**

**Explanation:** Found a channel open with invalid channel type.

**System action:** The program ends.

**System programmer response:** Follow local procedures for reporting problems to IBM.

**User response:** Contact your system programmer.

**FOTS1003** **channel\_open\_message: bad channel type** *channel\_type*

**Explanation:** Channel with invalid channel type is open.

**System action:** The program ends.

**System programmer response:** Follow local procedures for reporting problems to IBM.

**User response:** Contact your system programmer.

**FOTS1004** **channel\_activate for non-larval channel** *channel\_id*.

**Explanation:** Internal error.

**System action:** The program ends.

**System programmer response:** Follow local procedures for reporting problems to IBM.

**User response:** Contact your system programmer.

**FOTS1005** **channel** *channel\_id*: **decode socks4: len expected length > have actual length**

**Explanation:** Internal error.

**System action:** The program ends.

**System programmer response:** Follow local procedures for reporting problems to IBM.

**User response:** Contact your system programmer.

**FOTS1006** **cannot happen: istate == INPUT\_WAIT\_DRAIN for proto 1.3**

**Explanation:** Internal error.

**System action:** The program ends.

**System programmer response:** Follow local procedures for reporting problems to IBM.

**User response:** Contact your system programmer.

**FOTS1007** **channel\_add\_permitted\_opens: too many forwards**

**Explanation:** A request for forwarding an application over a new channel was denied because the internal maximum of forwarded channels has been reached.

**System action:** The program ends.

**System programmer response:** Follow local procedures for reporting problems to IBM.

**User response:** Refer to *IBM Ported Tools for z/OS: OpenSSH User's Guide* for more information on the authorized keys file permitopen option. If unable to resolve, contact your system programmer.

**FOTS1009** **connect\_to: F\_SETFL: system error**

**Explanation:** A call to `fcntl()` failed. The system error is displayed.

**System action:** The program continues.

**System programmer response:** Follow local procedures for reporting problems to IBM.

**User response:** Refer to *z/OS XL C/C++ Runtime Library Reference* for an explanation of the system error. If unable to resolve, contact your system programmer.

**FOTS1010** `x11_request_forwarding: bad authentication data: data`

**Explanation:** Internal error or your xauth program generated invalid authentication data.

**System action:** The program ends.

**System programmer response:** Follow local procedures for reporting problems to IBM.

**User response:** Check xauth program to make sure it generates valid authentication data or contact your system programmer.

---

**FOTS1011** **Warning: use of DES is strongly discouraged due to cryptographic weaknesses**

**Explanation:** You are using cipher type DES and it is strongly discouraged due to cryptographic weaknesses.

**System action:** The program continues.

**User response:** Refer to `ssh` in *IBM Ported Tools for z/OS: OpenSSH User's Guide* for an explanation of DES.

---

**FOTS1012** `cipher_cleanup: EVP_CIPHER_CTX_cleanup failed`

**Explanation:** A call to OpenSSL function `EVP_CIPHER_CTX_cleanup()` failed.

**System action:** The program continues.

**System programmer response:** Follow local procedures for reporting problems to IBM.

**User response:** Check OpenSSL function `EVP_CIPHER_CTX_cleanup()` for more information.

---

**FOTS1013** `ssh1_3des_cbc: no context`

**Explanation:** Internal error.

**System action:** The program continues.

**System programmer response:** Follow local procedures for reporting problems to IBM.

**User response:** Contact your system programmer.

---

**FOTS1014** `ssh_rijndael_cbc: no context`

**Explanation:** Internal error.

**System action:** The program continues.

**System programmer response:** Follow local procedures for reporting problems to IBM.

**User response:** Contact your system programmer.

---

**FOTS1015** `cipher_init: key length length is insufficient for cipher type.`

**Explanation:** Internal error occurred. The length of the key is insufficient for the displayed *cipher type*.

**System action:** The program ends.

**System programmer response:** Follow local procedures for reporting problems to IBM.

**User response:** Contact your system programmer.

---

**FOTS1016** `cipher_init: iv length length is insufficient for cipher type`

**Explanation:** Internal error occurred. IV length is not sufficient for the displayed *cipher type*.

**System action:** The program ends.

**System programmer response:** Follow local procedures for reporting problems to IBM.

**User response:** Contact your system programmer.

---



---

**FOTS1017** **cipher\_init: EVP\_CipherInit failed for cipher type**

**Explanation:** A call to OpenSSL function EVP\_CipherInit() failed.

**System action:** The program ends.

**System programmer response:** Follow local procedures for reporting problems to IBM.

**User response:** Check OpenSSL function EVP\_CipherInit() for more information. If unable to resolve, contact your system programmer.

---

**FOTS1018** **cipher\_init: set keylen failed (*key\_length* -> *key\_length* setting to)**

**Explanation:** A call to OpenSSL function EVP\_CIPHER\_CTX\_set\_key\_length() failed.

**System action:** The program ends.

**System programmer response:** Follow local procedures for reporting problems to IBM.

**User response:** Check OpenSSL function EVP\_CIPHER\_CTX\_set\_key\_length() for more information. If unable to resolve, contact your system programmer.

---

**FOTS1019** **cipher\_init: EVP\_CipherInit: set key failed for cipher type**

**Explanation:** A call to OpenSSL function EVP\_CipherInit() failed.

**System action:** The program ends.

**System programmer response:** Follow local procedures for reporting problems to IBM.

**User response:** Check OpenSSL function EVP\_CipherInit() for more information. If unable to resolve, contact your system programmer.

---

**FOTS1020** **cipher\_encrypt: bad plaintext length *length***

**Explanation:** Internal error.

**System action:** The program ends.

**System programmer response:** Follow local procedures for reporting problems to IBM.

**User response:** Contact your system programmer.

---

**FOTS1021** **evp\_crypt: EVP\_Cipher failed**

**Explanation:** A call to OpenSSL function EVP\_Cipher() failed.

**System action:** The program ends.

**System programmer response:** Follow local procedures for reporting problems to IBM.

**User response:** Check OpenSSL function EVP\_Cipher() for more information. If unable to resolve, contact your system programmer.

---

**FOTS1022** **ssh\_rsa\_cbc: bad len *length***

**Explanation:** Internal error.

**System action:** The program ends.

**System programmer response:** Follow local procedures for reporting problems to IBM.

**User response:** Contact your system programmer.

---

**FOTS1023** *function: wrong iv length expected length != actual length*

**Explanation:** Internal error.

**System action:** The program continues.

**System programmer response:** Follow local procedures for reporting problems to IBM.

**User response:** Contact your system programmer.

---

**FOTS1024** *function: no rijndael context*

**Explanation:** Internal error.

**System action:** The program ends.

**System programmer response:** Follow local procedures for reporting problems to IBM.

**User response:** Contact your system programmer.

---

**FOTS1025** *function: bad 3des iv length: length*

**Explanation:** Internal error. The error occurred in *function*.

**System action:** The program ends.

**System programmer response:** Follow local procedures for reporting problems to IBM.

**User response:** Contact your system programmer.

---

**FOTS1026** *function: no 3des context*

**Explanation:** Internal error. The error occurred in *function*.

**System action:** The program ends.

**System programmer response:** Follow local procedures for reporting problems to IBM.

**User response:** Contact your system programmer.

---

**FOTS1027** *function: bad cipher cipher\_type*

**Explanation:** Internal error.

**System action:** The program ends.

**System programmer response:** Follow local procedures for reporting problems to IBM.

**User response:** Contact your system programmer.

---

**FOTS1028** *mac\_compute: unknown MAC type*

**Explanation:** Internal error.

**System action:** The program ends.

**System programmer response:** Follow local procedures for reporting problems to IBM.

**User response:** Contact your system programmer.

---

**FOTS1029** *mac MAC\_name len MAC\_length*

**Explanation:** Internal error.

**System action:** The program ends.

**System programmer response:** Follow local procedures for reporting problems to IBM.

**User response:** Contact your system programmer.

---

---

**FOTS1030** **mac\_compute: mac too long** *MAC\_length maximum\_MAC\_length*

**Explanation:** Internal error.

**System action:** The program ends.

**System programmer response:** Follow local procedures for reporting problems to IBM.

**User response:** Contact your system programmer.

---

**FOTS1031** **No available ciphers found.**

**Explanation:** Internal error.

**System action:** The program ends.

**System programmer response:** Follow local procedures for reporting problems to IBM.

**User response:** Contact your system programmer.

---

**FOTS1032** **Bad compression level** *number*.

**Explanation:** You specified an invalid compression level.

**System action:** The program ends.

**User response:** Check your ssh\_config file or command line to make sure you specify a valid CompressionLevel.

---

**FOTS1033** **buffer\_compress: deflate returned** *status*

**Explanation:** Internal error.

**System action:** The program ends.

**System programmer response:** Follow local procedures for reporting problems to IBM.

**User response:** Contact your system programmer.

---

**FOTS1034** **buffer\_uncompress: inflate returned** *status*

**Explanation:** Internal error.

**System action:** The program ends.

**System programmer response:** Follow local procedures for reporting problems to IBM.

**User response:** Contact your system programmer.

---

**FOTS1035** **detect\_attack: bad length** *number*

**Explanation:** Internal error.

**System action:** The program ends.

**System programmer response:** Follow local procedures for reporting problems to IBM.

**User response:** Contact your system programmer.

---

**FOTS1036** **Bad prime description in line** *line\_number*

**Explanation:** File moduli or primes contains invalid prime description in *line\_number*.

**System action:** The program continues.

**User response:** Check moduli or primes to make sure prime descriptions are valid.

---

**FOTS1037** parse\_prime: BN\_new failed

**Explanation:** A call to OpenSSL function BN\_new() failed. BN\_new() allocates and initializes a BIGNUM structure.

**System action:** The program ends.

**System programmer response:** Follow local procedures for reporting problems to IBM.

**User response:** Contact your system programmer.

---

**FOTS1038** function: BN\_new failed

**Explanation:** Internal error. The error occurred in *function*.

**System action:** The program continues.

**System programmer response:** Follow local procedures for reporting problems to IBM.

**User response:** Contact your system programmer.

---

**FOTS1039** WARNING: line *line\_num* disappeared in file, giving up

**Explanation:** Internal error or the displayed *line\_num* is missing from file primes.

**System action:** The program continues.

**System programmer response:** Follow local procedures for reporting problems to IBM.

**User response:** Check your primes file to make sure the displayed *line\_num* exists. If unable to resolve, contact your system programmer.

---

**FOTS1040** dh\_gen\_key: dh->p == NULL

**Explanation:** Internal error.

**System action:** The program continues.

**System programmer response:** Follow local procedures for reporting problems to IBM.

**User response:** Contact your system programmer.

---

**FOTS1041** dh\_gen\_key: group too small: bits (2\*need bits)

**Explanation:** Internal error.

**System action:** The program ends.

**System programmer response:** Follow local procedures for reporting problems to IBM.

**User response:** Contact your system programmer.

---

**FOTS1042** dh\_gen\_key: BN\_new failed

**Explanation:** A call to OpenSSL function BN\_new() failed. BN\_new() allocates and initializes a BIGNUM structure.

**System action:** The program ends.

**System programmer response:** Follow local procedures for reporting problems to IBM.

**User response:** Contact your system programmer.

---

**FOTS1043** dh\_gen\_key: BN\_rand failed

**Explanation:** A call to OpenSSL function BN\_rand() failed.

**System action:** The program ends.

**System programmer response:** Follow local procedures for reporting problems to IBM.

**User response:** Contact your system programmer.

---

---

**FOTS1044 DH\_generate\_key**

**Explanation:** A call to OpenSSL function DH\_generate\_key() failed.

**System action:** The program ends.

**System programmer response:** Follow local procedures for reporting problems to IBM.

**User response:** Contact your system programmer.

---

**FOTS1045 dh\_gen\_key: too many bad keys: giving up**

**Explanation:** Internal error. Too many invalid public keys are generated.

**System action:** The program ends.

**System programmer response:** Follow local procedures for reporting problems to IBM.

**User response:** Contact your system programmer.

---

**FOTS1046 dh\_new\_group\_asc: DH\_new**

**Explanation:** A call to OpenSSL function DH\_new() failed.

**System action:** The program ends.

**System programmer response:** Follow local procedures for reporting problems to IBM.

**User response:** Contact your system programmer.

---

**FOTS1047 BN\_hex2bn p**

**Explanation:** A call to OpenSSL function BN\_hex2bn() failed.

**System action:** The program ends.

**System programmer response:** Follow local procedures for reporting problems to IBM.

**User response:** Contact your system programmer.

---

**FOTS1048 BN\_hex2bn g**

**Explanation:** A call to OpenSSL function BN\_hex2bn() failed.

**System action:** The program ends.

**System programmer response:** Follow local procedures for reporting problems to IBM.

**User response:** Contact your system programmer.

---

**FOTS1049 dh\_new\_group: DH\_new**

**Explanation:** A call to OpenSSL function DH\_new() failed.

**System action:** The program ends.

**System programmer response:** Follow local procedures for reporting problems to IBM.

**User response:** Contact your system programmer.

---

**FOTS1050 protocol error**

**Explanation:** Internal error.

**System action:** The program ends.

**System programmer response:** Follow local procedures for reporting problems to IBM.

**User response:** Contact your system programmer.

---

**FOTS1051**    **mac\_init: no key**

**Explanation:** Internal error.

**System action:** The program ends.

**System programmer response:** Follow local procedures for reporting problems to IBM.

**User response:** Contact your system programmer.

---

**FOTS1052**    **mac\_compute: mac too long**

**Explanation:** Internal error.

**System action:** The program ends.

**System programmer response:** Follow local procedures for reporting problems to IBM.

**User response:** Contact your system programmer.

---

**FOTS1053**    **ssh\_msg\_send: write**

**Explanation:** Internal error. Partial data was written from the buffer into the file descriptor.

**System action:** The program ends.

**System programmer response:** Follow local procedures for reporting problems to IBM.

**User response:** Contact your system programmer.

---

**FOTS1054**    **add\_host\_to\_hostfile: host\_hash failed**

**Explanation:** Internal error.

**System action:** The program continues.

**System programmer response:** Follow local procedures for reporting problems to IBM.

**User response:** Contact your system programmer.

---

**FOTS1055**    **ssh\_msg\_recv: read: header bytes**

**Explanation:** Internal error. Partial data was read from the file descriptor into the buffer.

**System action:** The program ends.

**System programmer response:** Follow local procedures for reporting problems to IBM.

**User response:** Contact your system programmer.

---

**FOTS1056**    **ssh\_msg\_recv: read: bad msg\_len bytes**

**Explanation:** Internal error. The data received was too long.

**System action:** The program continues.

**System programmer response:** Follow local procedures for reporting problems to IBM.

**User response:** Contact your system programmer.

---

**FOTS1057**    **ssh\_msg\_recv: read: bytes != msg\_len**

**Explanation:** Internal error. Partial data was read from the file descriptor into the buffer.

**System action:** The program ends.

**System programmer response:** Follow local procedures for reporting problems to IBM.

**User response:** Contact your system programmer.

---

---

**FOTS1058 add\_host\_to\_hostfile: saving key in *file* failed**

**Explanation:** Adding keys to host file failed.

**System action:** The program continues.

**System programmer response:** Follow local procedures for reporting problems to IBM.

**User response:** Contact your system programmer.

---

**FOTS1059 no key to look up**

**Explanation:** Internal error.

**System action:** The program ends.

**System programmer response:** Follow local procedures for reporting problems to IBM.

**User response:** Contact your system programmer.

---

**FOTS1060 write\_bignum: BN\_bn2dec() failed**

**Explanation:** A call to OpenSSL function BN\_bn2dec() failed.

**System action:** The program continues.

**System programmer response:** Follow local procedures for reporting problems to IBM.

**User response:** Contact your system programmer.

---

**FOTS1061 key\_read: uudecode *key* failed**

**Explanation:** Internal error. A call to uudecode() failed.

**System action:** The program continues.

**System programmer response:** Follow local procedures for reporting problems to IBM.

**User response:** Contact your system programmer.

---

**FOTS1062 key\_read: key\_from\_blob *key* failed**

**Explanation:** Internal error. A call to key\_from\_blob() failed.

**System action:** The program continues.

**System programmer response:** Follow local procedures for reporting problems to IBM.

**User response:** Contact your system programmer.

---

**FOTS1063 key\_read: type mismatch: encoding error**

**Explanation:** Internal error.

**System action:** The program continues.

**System programmer response:** Follow local procedures for reporting problems to IBM.

**User response:** Contact your system programmer.

---

**FOTS1064 key\_write: failed for RSA key**

**Explanation:** Internal error. A call to OpenSSL function BN\_bn2dec() failed.

**System action:** The program continues.

**System programmer response:** Follow local procedures for reporting problems to IBM.

**User response:** Contact your system programmer.

---

**FOTS1065** **key\_from\_blob: cannot handle type** *key\_type*

**Explanation:** Internal error. The displayed key type is not valid.

**System action:** The program continues.

**System programmer response:** Follow local procedures for reporting problems to IBM.

**User response:** Contact your system programmer.

---

**FOTS1066** **key\_from\_blob: remaining bytes in key blob** *bytes*

**Explanation:** Internal error.

**System action:** The program continues.

**System programmer response:** Follow local procedures for reporting problems to IBM.

**User response:** Contact your system programmer.

---

**FOTS1067** **key\_to\_blob: key == NULL**

**Explanation:** Internal error.

**System action:** The program continues.

**System programmer response:** Follow local procedures for reporting problems to IBM.

**User response:** Contact your system programmer.

---

**FOTS1068** **key\_to\_blob: unsupported key type** *type*

**Explanation:** The displayed key *type* is not valid.

**System action:** The program continues.

**System programmer response:** Follow local procedures for reporting problems to IBM.

**User response:** Contact your system programmer.

---

**FOTS1069** **key\_sign: illegal key type** *type*

**Explanation:** Internal error. The displayed key *type* is not valid.

**System action:** The program continues.

**System programmer response:** Follow local procedures for reporting problems to IBM.

**User response:** Contact your system programmer.

---

**FOTS1070** **key\_verify: illegal key type** *type*

**Explanation:** The displayed key *type* is not valid.

**System action:** The program continues.

**System programmer response:** Follow local procedures for reporting problems to IBM.

**User response:** Contact your system programmer.

---

**FOTS1071** **key\_new: RSA\_new failed**

**Explanation:** A call to OpenSSL function RSA\_new() failed.

**System action:** The program ends.

**System programmer response:** Follow local procedures for reporting problems to IBM.

**User response:** Contact your system programmer.

---



---

**FOTS1072 key\_new: BN\_new failed**

**Explanation:** A call to OpenSSL function BN\_new() failed.

**System action:** The program ends.

**System programmer response:** Follow local procedures for reporting problems to IBM.

**User response:** Contact your system programmer.

---

**FOTS1073 host\_hash: \_\_b64\_ntop failed**

**Explanation:** Internal error.

**System action:** The program ends.

**System programmer response:** Follow local procedures for reporting problems to IBM.

**User response:** Contact your system programmer.

---

**FOTS1074 key\_new: DSA\_new failed**

**Explanation:** A call to OpenSSL function DSA\_new() failed.

**System action:** The program ends.

**System programmer response:** Follow local procedures for reporting problems to IBM.

**User response:** Contact your system programmer.

---

**FOTS1079 key\_new: bad key type *type***

**Explanation:** Internal error. The displayed key *type* is not valid.

**System action:** The program ends.

**System programmer response:** Follow local procedures for reporting problems to IBM.

**User response:** Contact your system programmer.

---

**FOTS1080 key\_new\_private: BN\_new failed**

**Explanation:** A call to OpenSSL function BN\_new() failed.

**System action:** The program ends.

**System programmer response:** Follow local procedures for reporting problems to IBM.

**User response:** Contact your system programmer.

---

**FOTS1085 key\_from\_private: BN\_copy failed**

**Explanation:** Internal error.

**System action:** The program ends.

**System programmer response:** Follow local procedures for reporting problems to IBM.

**User response:** Contact your system programmer.

---

**FOTS1086 key\_free: key is NULL**

**Explanation:** Internal error.

**System action:** The program ends.

**System programmer response:** Follow local procedures for reporting problems to IBM.

**User response:** Contact your system programmer.

---

**FOTS1087** **key\_free: bad key type** *type*

**Explanation:** Internal error. The displayed key *type* is not valid.

**System action:** The program ends.

**System programmer response:** Follow local procedures for reporting problems to IBM.

**User response:** Contact your system programmer.

---

**FOTS1088** **key\_equal: bad key type** *type*

**Explanation:** Internal error. The displayed key *type* is not valid.

**System action:** The program ends.

**System programmer response:** Follow local procedures for reporting problems to IBM.

**User response:** Contact your system programmer.

---

**FOTS1089** **key\_fingerprint\_raw: bad digest type** *MAC\_algorithm*

**Explanation:** The displayed *MAC\_algorithm* is not supported.

**System action:** The program ends.

**System programmer response:** Follow local procedures for reporting problems to IBM.

**User response:** Contact your system programmer.

---

**FOTS1090** **key\_fingerprint\_raw: bad key type** *type*

**Explanation:** Internal error. The displayed key *type* is not valid.

**System action:** The program ends.

**System programmer response:** Follow local procedures for reporting problems to IBM.

**User response:** Contact your system programmer.

---

**FOTS1091** **key\_fingerprint\_raw: blob is null**

**Explanation:** internal error.

**System action:** The program ends.

**System programmer response:** Follow local procedures for reporting problems to IBM.

**User response:** Contact your system programmer.

---

**FOTS1092** **key\_fingerprint: null from key\_fingerprint\_raw()**

**Explanation:** Internal error.

**System action:** The program ends.

**System programmer response:** Follow local procedures for reporting problems to IBM.

**User response:** Contact your system programmer.

---

**FOTS1093** **key\_fingerprint\_ex: bad digest representation** *fingerprint*

**Explanation:** Internal error. The displayed *fingerprint* is not valid.

**System action:** The program ends.

**System programmer response:** Follow local procedures for reporting problems to IBM.

**User response:** Contact your system programmer.

---

**FOTS1094** **key\_read: bad key type:** *type*

**Explanation:** The key type *type* is not valid.

**System action:** The program ends.

**System programmer response:** Follow local procedures for reporting problems to IBM.

**User response:** Contact your system programmer.

---

**FOTS1095** **rsa\_generate\_private\_key: key generation failed.**

**Explanation:** A call to OpenSSL function RSA\_generate\_key() failed.

**System action:** The program ends.

**System programmer response:** Follow local procedures for reporting problems to IBM.

**User response:** Contact your system programmer.

---

**FOTS1096** **dsa\_generate\_private\_key: DSA\_generate\_parameters failed**

**Explanation:** A call to OpenSSL function DSA\_generate\_parameters() failed.

**System action:** The program ends.

**System programmer response:** Follow local procedures for reporting problems to IBM.

**User response:** Contact your system programmer.

---

**FOTS1097** **dsa\_generate\_private\_key: DSA\_generate\_key failed.**

**Explanation:** A call to OpenSSL function DSA\_generate\_key() failed.

**System action:** The program ends.

**System programmer response:** Follow local procedures for reporting problems to IBM.

**User response:** Contact your system programmer.

---

**FOTS1098** **dsa\_generate\_private\_key: NULL.**

**Explanation:** A call to OpenSSL function DSA\_generate\_key() generated a NULL private DSA key.

**System action:** The program ends.

**System programmer response:** Follow local procedures for reporting problems to IBM.

**User response:** Contact your system programmer.

---

**FOTS1099** **key\_generate: unknown type** *key\_type*

**Explanation:** You specified an invalid key type on the command line.

**System action:** The program continues.

**User response:** Check to make sure you specify a valid key type on the command line.

---

**FOTS1101** **key\_from\_private: unknown type** *key\_type*

**Explanation:** The *key\_type* is not valid. The error is usually caused by an invalid key type specified after option `-t`. This message can also be displayed for an internal error.

**System action:** The program ends.

**System programmer response:** Follow local procedures for reporting problems to IBM.

**User response:** Check to make sure you specify a valid key type after option `-t`. If unable to resolve, contact your system programmer.

---

**FOTS1102**    **key\_demote: RSA\_new failed**

**Explanation:** A call to OpenSSL function RSA\_new() failed.

**System action:** The program ends.

**System programmer response:** Follow local procedures for reporting problems to IBM.

**User response:** Contact your system programmer.

---

**FOTS1103**    **key\_demote: BN\_dup failed**

**Explanation:** A call to OpenSSL function BN\_dup() failed.

**System action:** The program ends.

**System programmer response:** Follow local procedures for reporting problems to IBM.

**User response:** Contact your system programmer.

---

**FOTS1105**    **key\_demote: DSA\_new failed**

**Explanation:** A call to OpenSSL function DSA\_new() failed.

**System action:** The program ends.

**System programmer response:** Follow local procedures for reporting problems to IBM.

**User response:** Contact your system programmer.

---

**FOTS1108**    *function: bad server modulus (len length)*

**Explanation:** Internal error. The error occurred in *function*.

**System action:** The program ends.

**System programmer response:** Follow local procedures for reporting problems to IBM.

**User response:** Contact your system programmer.

---

**FOTS1109**    *function: bad host modulus (len length)*

**Explanation:** Internal error. The error occurred in *function*.

**System action:** The program ends.

**System programmer response:** Follow local procedures for reporting problems to IBM.

**User response:** Contact your system programmer.

---

**FOTS1110**    **bad kex md size MD\_size**

**Explanation:** Internal error.

**System action:** The program ends.

**System programmer response:** Follow local procedures for reporting problems to IBM.

**User response:** Contact your system programmer.

---

**FOTS1111**    **Hm, kex protocol error: type protocol\_type seq packet\_id**

**Explanation:** Internal error.

**System action:** The program continues.

**System programmer response:** Follow local procedures for reporting problems to IBM.

**User response:** Contact your system programmer.

---

---

**FOTS1112** `kex_send_kexinit: no kex, cannot rekey`

**Explanation:** The kex structure is NULL.

**System action:** The program continues.

**System programmer response:** Follow local procedures for reporting problems to IBM.

**User response:** Contact your system programmer.

---

**FOTS1113** `kex_send_kexinit: kex proposal too short`

**Explanation:** Internal error.

**System action:** The program ends.

**System programmer response:** Follow local procedures for reporting problems to IBM.

**User response:** Contact your system programmer.

---

**FOTS1114** `kex_input_kexinit: no kex, cannot rekey`

**Explanation:** Internal error.

**System action:** The program ends.

**System programmer response:** Follow local procedures for reporting problems to IBM.

**User response:** Contact your system programmer.

---

**FOTS1115** `Unsupported key exchange type`

**Explanation:** Internal error.

**System action:** The program continues.

**System programmer response:** Follow local procedures for reporting problems to IBM.

**User response:** Contact your system programmer.

---

**FOTS1116** `no matching cipher found: client proposal server proposal`

**Explanation:** Did not find the cipher that the client and the server both support.

**System action:** The program ends.

**User response:** Reissue the command with specifying the cipher that the server supports.

---

**FOTS1117** `matching cipher is not supported: cipher`

**Explanation:** The *cipher* is not supported by the daemon.

**System action:** The program ends.

**User response:** Reissue the command with specifying the cipher that the server supports either in `ssh_config` file or on the command line.

---

**FOTS1118** `no matching mac found: client proposal server proposal`

**Explanation:** Did not find the MAC that the client and the server both support.

**System action:** The program ends.

**User response:** Reissue the command with specifying the MAC that the server supports either in `ssh_config` file or on the command line.

---

**FOTS1119**    **unsupported mac** *MAC*

**Explanation:** Internal error.

**System action:** The program ends.

**System programmer response:** Follow local procedures for reporting problems to IBM.

**User response:** Contact your system programmer.

---

**FOTS1120**    **no matching comp found: client** *proposal1* **server** *proposal2*

**Explanation:** Did not find the Compression option that the client and the server both support.

**System action:** The program ends.

**User response:** Reissue the command specifying the Compression option that the server supports either in `ssh_config` file or on the command line.

---

**FOTS1121**    **unsupported comp** *compression*

**Explanation:** Internal error.

**System action:** The program ends.

**System programmer response:** Follow local procedures for reporting problems to IBM.

**User response:** Contact your system programmer.

---

**FOTS1122**    **Unable to negotiate a key exchange method**

**Explanation:** Did not find the key-exchange algorithm that the client and the server both support.

**System action:** The program ends.

**System programmer response:** Follow local procedures for reporting problems to IBM.

**User response:** Contact your system programmer.

---

**FOTS1123**    **bad kex alg** *algorithm*

**Explanation:** The displayed key-exchange *algorithm* is not supported.

**System action:** The program ends.

**System programmer response:** Follow local procedures for reporting problems to IBM.

**User response:** Contact your system programmer.

---

**FOTS1124**    **no hostkey alg**

**Explanation:** Did not find the key type that the client and the server both support.

**System action:** The program ends.

**System programmer response:** Follow local procedures for reporting problems to IBM.

**User response:** Contact your system programmer.

---

**FOTS1125**    **bad hostkey alg** *'key\_type'*

**Explanation:** The displayed *key\_type* is not supported.

**System action:** The program ends.

**System programmer response:** Follow local procedures for reporting problems to IBM.

**User response:** Contact your system programmer.

---

---

**FOTS1129 cannot decode server\_host\_key\_blob**

**Explanation:** Internal error.

**System action:** The program ends.

**System programmer response:** Follow local procedures for reporting problems to IBM.

**User response:** Contact your system programmer.

---

**FOTS1130 type mismatch for decoded server\_host\_key\_blob**

**Explanation:** Internal error.

**System action:** The program ends.

**System programmer response:** Follow local procedures for reporting problems to IBM.

**User response:** Contact your system programmer.

---

**FOTS1131 cannot verify server\_host\_key**

**Explanation:** Internal error.

**System action:** The program ends.

**System programmer response:** Follow local procedures for reporting problems to IBM.

**User response:** Contact your system programmer.

---

**FOTS1132 server\_host\_key verification failed**

**Explanation:** Internal error.

**System action:** The program ends.

**System programmer response:** Follow local procedures for reporting problems to IBM.

**User response:** Contact your system programmer.

---

**FOTS1133 dh\_server\_pub == NULL**

**Explanation:** Internal error.

**System action:** The program ends.

**System programmer response:** Follow local procedures for reporting problems to IBM.

**User response:** Contact your system programmer.

---

**FOTS1134 kexdh\_client: BN\_new failed**

**Explanation:** Internal error. A call to OpenSSL function BN\_new() failed.

**System action:** The program ends.

**System action:** The program continues.

**System programmer response:** Follow local procedures for reporting problems to IBM.

**User response:** Contact your system programmer.

---

**FOTS1135 key\_verify failed for server\_host\_key**

**Explanation:** Internal error.

**System action:** The program ends.

**System programmer response:** Follow local procedures for reporting problems to IBM.

**User response:** Contact your system programmer.

---

**FOTS1136 Cannot load hostkey**

**Explanation:** Internal error.

**System action:** The program ends.

**System programmer response:** Follow local procedures for reporting problems to IBM.

**User response:** Contact your system programmer.

---

**FOTS1137 Unsupported hostkey type *key\_type***

**Explanation:** Internal error.

**System action:** The program ends.

**System programmer response:** Follow local procedures for reporting problems to IBM.

**User response:** Contact your system programmer.

---

**FOTS1138 dh\_client\_pub == NULL**

**Explanation:** Internal error.

**System action:** The program ends.

**System programmer response:** Follow local procedures for reporting problems to IBM.

**User response:** Contact your system programmer.

---

**FOTS1139 kexdh\_server: BN\_new failed**

**Explanation:** Internal error.

**System action:** The program ends.

**System programmer response:** Follow local procedures for reporting problems to IBM.

**User response:** Contact your system programmer.

---

**FOTS1144 BN\_new**

**Explanation:** The BN\_new() function failed.

**System action:** The program ends.

**System programmer response:** Follow local procedures for reporting problems to IBM.

**User response:** Contact your system programmer to report the problem.

---

**FOTS1146 DH\_GEX group out of range: *min* !< *num\_bits* !< *max***

**Explanation:** The big number returned by BN\_new is malformed.

**System action:** The program ends.

**System programmer response:** Follow local procedures for reporting problems to IBM.

**User response:** Contact your system programmer to report the problem.

---

**FOTS1147 cannot decode server\_host\_key\_blob**

**Explanation:** Unable to decode the server host key blob.

**System action:** The program ends.

**System programmer response:** Follow local procedures for reporting problems to IBM.

**User response:** Contact your system programmer to report the problem.

---



---

**FOTS1148** type mismatch for decoded server\_host\_key\_blob

**Explanation:** The key received from the server is not the proper type.

**System action:** The program ends.

**System programmer response:** Follow local procedures for reporting problems to IBM.

**User response:** Contact your system programmer to report the problem.

---

**FOTS1149** cannot verify server\_host\_key

**Explanation:** Unable to verify the server host key.

**System action:** The program ends.

**System programmer response:** Follow local procedures for reporting problems to IBM.

**User response:** Verify that the public key for the remote host is accurate. Contact the system programmer of the server for further assistance.

---

**FOTS1150** server\_host\_key verification failed

**Explanation:** Server host key verification failed.

**System action:** The program ends.

**System programmer response:** Follow local procedures for reporting problems to IBM.

**User response:** Verify that the public key for the remote host is accurate. Contact the system programmer of the server for further assistance.

---

**FOTS1151** dh\_server\_pub == NULL

**Explanation:** The value of dh\_server\_pub generated by BN\_new is NULL.

**System action:** The program ends.

**System programmer response:** Follow local procedures for reporting problems to IBM.

**User response:** Contact your system programmer to report the problem.

---

**FOTS1152** kexgex\_client: BN\_new failed

**Explanation:** Internal error.

**System action:** The program ends.

**System programmer response:** Follow local procedures for reporting problems to IBM.

**User response:** Contact your system programmer to report the problem.

---

**FOTS1153** key\_verify failed for server\_host\_key

**Explanation:** The key\_verify() function failed for the given server\_host\_key.

**System action:** The program ends.

**System programmer response:** Follow local procedures for reporting problems to IBM.

**User response:** Verify that the public key for the remote host is accurate. Contact the system programmer of the server for further assistance.

---

**FOTS1154** Cannot load hostkey

**Explanation:** Unable to load the host key.

**System action:** The program ends.

---

## FOTS1155 • FOTS1165

**System programmer response:** Verify host key file. If problem cannot be resolved follow local procedures for reporting problems to IBM.

**User response:** Verify that the host key exists on your system or contact the system programmer for further assistance.

---

**FOTS1155**    **Unsupported hostkey type** *keytype*

**Explanation:** The type of host key specified is not supported.

**System action:** The program ends.

**System programmer response:** Follow local procedures for reporting problems to IBM.

**User response:** Contact your system programmer to report the problem.

---

**FOTS1156**    **protocol error during kex, no DH\_GEX\_REQUEST:** *type*

**Explanation:** Packet received does not match recognized request types.

**System action:** The program ends.

**System programmer response:** Follow local procedures for reporting problems to IBM.

**User response:** Verify connectivity and ssh server status. If problem persists contact your system programmer to report the problem.

---

**FOTS1157**    **DH\_GEX\_REQUEST, bad parameters:** *min !< num\_bits !< max*

**Explanation:** The number of bits received in a server packet is incorrect.

**System action:** The program ends.

**System programmer response:** Follow local procedures for reporting problems to IBM.

**User response:** Verify connectivity and ssh server status. If problem persists contact your system programmer to report the problem.

---

**FOTS1158**    **dh\_client\_pub == NULL**

**Explanation:** BN\_new() function call returned NULL.

**System action:** The program ends.

**System programmer response:** Follow local procedures for reporting problems to IBM.

**User response:** Contact your system programmer to report the problem.

---

**FOTS1159**    **kexgex\_server: BN\_new failed**

**Explanation:** BN\_new() function call failed.

**System action:** The program ends.

**System programmer response:** Follow local procedures for reporting problems to IBM.

**User response:** Contact your system programmer to report the problem.

---

**FOTS1165**    **fatal\_remove\_cleanup: no such cleanup function: 0xproc 0xcontext**

**Explanation:** Cleanup error.

**System action:** The program ends.

**System programmer response:** Follow local procedures for reporting problems to IBM.

**User response:** Contact your system programmer to report the problem.

---

---

**FOTS1168**    **Unrecognized internal syslog level code** *level*

**Explanation:** Invalid syslog level specified. An internal error has occurred.

**System action:** The program ends.

**System programmer response:** Follow local procedures for reporting problems to IBM.

**User response:** Contact your system programmer to report the problem.

---

**FOTS1169**    **Unrecognized internal syslog facility code** *facility*

**Explanation:** Invalid syslog facility specified. An internal error has occurred.

**System action:** The program ends.

**System programmer response:** Follow local procedures for reporting problems to IBM.

**User response:** Contact your system programmer to report the problem.

---

**FOTS1171**    **fcntl(*fd*, F\_GETFL, 0): error\_code**

**Explanation:** fcntl() system call failed.

**System action:** Command continues.

**System programmer response:** Follow local procedures for reporting problems to IBM.

**User response:** Refer to *z/OS XL C/C++ Runtime Library Reference* for an explanation of the system error. If unable to resolve, contact your system programmer.

---

**FOTS1173**    **getsockopt TCP\_NODELAY: error\_code**

**Explanation:** getsockopt() system call failed.

**System action:** The program continues.

**System programmer response:** Follow local procedures for reporting problems to IBM.

**User response:** Refer to *z/OS XL C/C++ Runtime Library Reference* for an explanation of the system error. If unable to resolve, contact your system programmer.

---

**FOTS1174**    **setsockopt TCP\_NODELAY: error\_code**

**Explanation:** setsockopt() system call failed.

**System action:** The program continues.

**System programmer response:** Follow local procedures for reporting problems to IBM.

**User response:** Refer to *z/OS XL C/C++ Runtime Library Reference* for an explanation of the system error. If unable to resolve, contact your system programmer.

---

**FOTS1175**    **Warning: identity keysize mismatch: actual** *keysize1*, **announced** *keysize2*

**Explanation:** The agent's RSA identity contains a keysize mismatch.

**System action:** The program continues.

**System programmer response:** Follow local procedures for reporting problems to IBM.

**User response:** Verify that the agent's RSA identity is valid, and try the request again. If unable to resolve, contact your system programmer.

---

**FOTS1176 Compatibility with ssh protocol version 1.0 no longer supported.**

**Explanation:** RSA authentication challenge not supported with SSH protocol version 1.0.

**System action:** The program continues.

**User response:** Use a newer version of SSH protocol version 1, and try the request again.

---

**FOTS1177 Agent admitted failure to authenticate using the key.**

**Explanation:** The agent failed the RSA authentication challenge.

**System action:** The program continues.

**System programmer response:** Follow local procedures for reporting problems to IBM.

**User response:** Verify that the agent's RSA identity is valid, and try the request again. If unable to resolve, contact your system programmer.

---

**FOTS1178 Agent admitted failure to sign using the key.**

**Explanation:** The agent failed to generate a signature using a key.

**System action:** The program continues.

**System programmer response:** Follow local procedures for reporting problems to IBM.

**User response:** Verify that the agent's identities are valid, and try the request again. If unable to resolve, contact your system programmer.

---

**FOTS1179 SSH\_AGENT\_FAILURE**

**Explanation:** The agent indicated a failure to handle a request.

**System action:** The program continues.

**System programmer response:** Follow local procedures for reporting problems to IBM.

**User response:** Verify that the agent's identities, connection, and request are valid, and try the request again. If unable to resolve, contact your system programmer.

---

**FOTS1180 parse\_tty\_modes: unknown opcode *opcode***

**Explanation:** The tty mode opcode *opcode* is undefined.

**System action:** The program continues.

**System programmer response:** Follow local procedures for reporting problems to IBM.

**User response:** Verify the tty mode opcode, and try the request again. If unable to resolve, contact your system programmer.

---

**FOTS1181 parse\_tty\_modes: n\_bytes\_ptr != n\_bytes: *bytes1 bytes2***

**Explanation:** The tty mode packet contained the incorrect number of bytes.

**System action:** The program continues.

**System programmer response:** Follow local procedures for reporting problems to IBM.

**User response:** Try the request again. If unable to resolve, contact your system programmer.

---

**FOTS1182 Value "*value*" not valid for environment variable *environment\_variable***

**Explanation:** The value *value* for environment variable *environment\_variable* is not valid.

**System action:** The program continues.

**System programmer response:** Follow local procedures for reporting problems to IBM.

**User response:** Refer to *IBM Ported Tools for z/OS: OpenSSH User's Guide* for valid environment variable values, and try the request again. If unable to resolve, contact your system programmer.

**FOTS1183**    **Couldn't open /dev/null:** *error\_message*

**Explanation:** The open() system call failed to open /dev/null. The system error is displayed with the message.

**System action:** The program ends.

**System programmer response:** Take appropriate action based on the system error.

**User response:** Refer to *z/OS XL C/C++ Runtime Library Reference* for an explanation of the system error. If unable to resolve, contact your system programmer.

**FOTS1184**    **dup2:** *error\_message*

**Explanation:** The dup2() system call failed. The system error is displayed with the message.

**System action:** The program ends.

**System programmer response:** Take appropriate action based on the system error.

**User response:** Refer to *z/OS XL C/C++ Runtime Library Reference* for an explanation of the system error. If unable to resolve, contact your system programmer.

**FOTS1185**    *function:* **out of memory (allocating size bytes)**

**Explanation:** Unable to allocate requested number of bytes. The error occurred in *function*.

**System action:** The program ends.

**System programmer response:** Follow local procedures for reporting problems to IBM.

**User response:** Contact your system programmer.

**FOTS1186**    **Finished discarding for** *ip\_address*

**Explanation:** Internal error.

**System action:** The program ends.

**System programmer response:** Follow local procedures for reporting problems to IBM.

**User response:** Contact your system programmer.

**FOTS1187**    **Bad packet length** *packet\_length*.

**Explanation:** Internal error.

**System action:** The program continues.

**System programmer response:** Follow local procedures for reporting problems to IBM.

**User response:** Contact your system programmer.

**FOTS1188**    **padding error: need** *needed\_size* **block** *block\_size* **mod** *modulus*

**Explanation:** Internal error.

**System action:** The program continues.

**System programmer response:** Follow local procedures for reporting problems to IBM.

**User response:** Contact your system programmer.

**FOTS1189 Corrupted MAC on input.**

**Explanation:** Internal error.

**System action:** The program continues.

**System programmer response:** Follow local procedures for reporting problems to IBM.

**User response:** Contact your system programmer.

---

**FOTS1190 internal error need *needed\_size***

**Explanation:** Internal error.

**System action:** The program ends.

**System programmer response:** Follow local procedures for reporting problems to IBM.

**User response:** Contact your system programmer.

---

**FOTS1237 Could not create directory *dirname: error\_message***

**Explanation:** The directory *dirname* could not be created. A call to `mkdir()` failed. The system error is displayed with this message.

**System action:** The program continues.

**System programmer response:** Follow local procedures for reporting problems to IBM.

**User response:** Make sure you have appropriate authority to create the directory. Refer to *z/OS XL C/C++ Runtime Library Reference* for an explanation of the system error. If unable to resolve, contact your system programmer.

---

**FOTS1238 Could not request local forwarding.**

**Explanation:** A local forwarding request has failed.

**System action:** The program continues.

**System programmer response:** Take appropriate action based on the error messages displayed with this message. If unable to resolve, follow local procedures for reporting problems to IBM.

**User response:** Check for additional error messages displayed with this message, and take appropriate action. If unable to resolve, contact your system programmer.

---

**FOTS1239 setrlimit failed: *system error***

**Explanation:** A call to `setrlimit()` failed while attempting to set `RLIMIT_CORE` to zero. The system error is displayed.

**System action:** The program ends.

**System programmer response:** Follow local procedures for reporting problems to IBM.

**User response:** Refer to *z/OS XL C/C++ Runtime Library Reference* for an explanation of the system error. If unable to resolve, contact your system programmer.

---

**FOTS1240 Too many identity files specified (max *max*)**

**Explanation:** The maximum number of authentication identity files and key ring certificates (*max*) that can be specified in configuration files or the command line has been exceeded.

**System action:** The program ends.

**System programmer response:** Follow local procedures for reporting problems to IBM.

**User response:** Reissue the command with a smaller number of identity files or key ring certificates.

---

---

**FOTS1241 Too high debugging level.**

**Explanation:** For `ssh`, the `-v` (verbose) option was specified too many times. For `sshd`, the `-d` (debug) option was specified too many times.

**System action:** The program ends.

**User response:** Reissue the command with less instances of `-v` (or `-d`) specified.

---

**FOTS1242 Cannot fork into background without a command to execute.**

**Explanation:** The `ssh -f` option was specified without a command to execute.

**System action:** The program ends.

**User response:** Reissue `ssh` with a command or without the `-f` option.

---

**FOTS1243 Can't open user config file *filename: system error***

**Explanation:** `ssh` was unable to open the user configuration file *filename*. The system error is displayed.

**System action:** The program ends.

**System programmer response:** Follow local procedures for reporting problems to IBM.

**User response:** Refer to *z/OS XL C/C++ Runtime Library Reference* for an explanation of the system error. If unable to resolve, contact your system programmer.

---

**FOTS1244 Compression level must be from 1 (fast) to 9 (slow, best).**

**Explanation:** An invalid compression level was specified.

**System action:** The program ends.

**User response:** Reissue the command with an appropriate compression level.

---

**FOTS1245 daemon() failed: *system error***

**Explanation:** Either a call to `fork()` or `setsid()` failed while `ssh` was attempting to continue running in the background. The system error is displayed.

**System action:** The program ends.

**System programmer response:** Follow local procedures for reporting problems to IBM.

**User response:** Refer to *z/OS XL C/C++ Runtime Library Reference* for an explanation of the system error. If unable to resolve, contact your system programmer.

---

**FOTS1246 Request for subsystem '*command*' failed on channel *channel***

**Explanation:** The `ssh` daemon rejected the client's request for subsystem *command* on channel *channel*.

**System action:** The program ends.

**System programmer response:** Verify `sshd` is configured to use the subsystem.

**User response:** Verify `sshd` is configured to use the subsystem or contact your system programmer.

---

**FOTS1247 dup() in/out/err failed: *system error***

**Explanation:** A call to `dup()` for `stdin`, `stdout` or `stderr` failed.

**System action:** The program ends.

**System programmer response:** Follow local procedures for reporting problems to IBM.

**User response:** Refer to *z/OS XL C/C++ Runtime Library Reference* for an explanation of the system error. If unable to resolve, contact your system programmer.

---

**FOTS1248 No support for forwarding GSSAPI credentials.**

**Explanation:** ssh on z/OS does not provide support for forwarding GSS-API credentials.

**System action:** The program continues.

**System programmer response:** None.

**User response:** Issue the command without the options to enable or disable forwarding GSS-API credentials (-k or -K for ssh).

---

**FOTS1252 The SSH client cannot be run under OMVS.**

**Explanation:** The SSH client cannot be run under OMVS (a 3270 session) due to password visibility issues.

**System action:** The program ends.

**System programmer response:** Not applicable

**User response:** Reissue the command from a non-OMVS environment, for example, a TCP/IP session.

---

**FOTS1254 *function listen(): error\_message***

**Explanation:** The listen() system call failed. The system error is displayed with the message. The error occurred in *function*.

**System action:** The program ends.

**System programmer response:** Take appropriate action based on the system error.

**User response:** Refer to *z/OS XL C/C++ Runtime Library Reference* for an explanation of the system error. If unable to resolve, contact your system programmer.

---

**FOTS1255 load\_public\_identity\_files: getpwuid failed**

**Explanation:** The getpwuid() system call failed.

**System action:** The program ends.

**System programmer response:** Follow local procedures for reporting problems to IBM.

**User response:** Contact your system programmer.

---

**FOTS1256 load\_public\_identity\_files: gethostname: error\_message**

**Explanation:** The gethostname() system call failed. The system error is displayed with the message.

**System action:** The program ends.

**System programmer response:** Take appropriate action based on the system error.

**User response:** Refer to *z/OS XL C/C++ Runtime Library Reference* for an explanation of the system error. If unable to resolve, contact your system programmer.

---

**FOTS1257 env\_permitted: name 'environment\_variable...' too long**

**Explanation:** The environment variable name *environment\_variable...* is too long.

**System action:** The program ends.

**System programmer response:** Follow local procedures for reporting problems to IBM.

**User response:** Verify that your environment variable names do not exceed 1023 bytes, and try the request again. If unable to resolve, contact your system programmer.

---



---

**FOTS1258** **Control socket connect**(*control\_path*): *error\_message*

**Explanation:** The connect() system call failed. The system error is displayed with the message.

**System action:** The program ends.

**System programmer response:** Take appropriate action based on the system error.

**User response:** Refer to *z/OS XL C/C++ Runtime Library Reference* for an explanation of the system error. If unable to resolve, contact your system programmer.

---

**FOTS1259** **open(/dev/null)**: *error\_message*

**Explanation:** The open() system call failed. The system error is displayed with the message.

**System action:** The program ends.

**System programmer response:** Take appropriate action based on the system error.

**User response:** Refer to *z/OS XL C/C++ Runtime Library Reference* for an explanation of the system error. If unable to resolve, contact your system programmer.

---

**FOTS1260** **dup2**: *error\_message*

**Explanation:** The dup2() system call failed. The system error is displayed with the message.

**System action:** The program ends.

**System programmer response:** Take appropriate action based on the system error.

**User response:** Refer to *z/OS XL C/C++ Runtime Library Reference* for an explanation of the system error. If unable to resolve, contact your system programmer.

---

**FOTS1261** *function*: **msg\_send**

**Explanation:** Internal error. The error occurred in *function*.

**System action:** The program ends.

**System programmer response:** Follow local procedures for reporting problems to IBM.

**User response:** Contact your system programmer.

---

**FOTS1262** *function*: **msg\_rcv**

**Explanation:** Internal error. The error occurred in *function*.

**System action:** The program ends.

**System programmer response:** Follow local procedures for reporting problems to IBM.

**User response:** Contact your system programmer.

---

**FOTS1263** *function*: **wrong version**

**Explanation:** Internal error. The error occurred in *function*.

**System action:** The program ends.

**System programmer response:** Follow local procedures for reporting problems to IBM.

**User response:** Contact your system programmer.

---

**FOTS1264** **Connection to master denied**

**Explanation:** The master process denied access to its shared connection.

**System action:** The program ends.

**System programmer response:** Follow local procedures for reporting problems to IBM.

---

## FOTS1265 • FOTS1273

**User response:** Verify that the control path is valid and that the master process permits access to its shared connection, and try the request again. Refer to *IBM Ported Tools for z/OS: OpenSSH User's Guide* for more information on the `ssh_config` `ControlPath` and `ControlMaster` keywords. If unable to resolve, contact your system programmer.

---

**FOTS1265**    **silly mux\_command** *command\_value*

**Explanation:** Internal error.

**System action:** The program ends.

**System programmer response:** Follow local procedures for reporting problems to IBM.

**User response:** Contact your system programmer.

---

**FOTS1266**    **function: send fds failed**

**Explanation:** Internal error. The error occurred in *function*.

**System action:** The program ends.

**System programmer response:** Follow local procedures for reporting problems to IBM.

**User response:** Contact your system programmer.

---

**FOTS1267**    **function: read error\_message**

**Explanation:** The `read()` system call failed. The system error is displayed with the message. The error occurred in *function*.

**System action:** The program ends.

**System programmer response:** Take appropriate action based on the system error.

**User response:** Refer to *z/OS XL C/C++ Runtime Library Reference* for an explanation of the system error. If unable to resolve, contact your system programmer.

---

**FOTS1268**    **function: master returned too much data** (*actual\_data\_length > expected\_data\_length*)

**Explanation:** Internal error. The error occurred in *function*.

**System action:** The program ends.

**System programmer response:** Follow local procedures for reporting problems to IBM.

**User response:** Contact your system programmer.

---

**FOTS1272**    **Control socket connect(control\_path): error\_message**

**Explanation:** The `connect()` system call failed. The system error is displayed with the message.

**System action:** The program continues.

**System programmer response:** Take appropriate action based on the system error.

**User response:** Refer to *z/OS XL C/C++ Runtime Library Reference* for an explanation of the system error. If unable to resolve, contact your system programmer.

---

**FOTS1273**    **Warning: Identity file filename not accessible:** *error\_message*.

**Explanation:** The `ssh -i` option is set to a file that is not accessible. The system error is displayed with the message.

**System action:** The program continues.

**System programmer response:** Follow local procedures for reporting problems to IBM.

**User response:** Verify that the value for the `ssh -i` option is correct, and try the request again. Refer to *IBM Ported Tools for z/OS: OpenSSH User's Guide* for more information on the `ssh -i` option. If unable to resolve, contact your system programmer.

---

**FOTS1274 Bad local forwarding specification 'value'**

**Explanation:** The `ssh -L` option is set to a bad value *value*.

**System action:** The program ends.

**System programmer response:** Follow local procedures for reporting problems to IBM.

**User response:** Verify that the value for the `ssh -L` option is correct, and try the request again. Refer to *IBM Ported Tools for z/OS: OpenSSH User's Guide* for more information on the `ssh -L` option. If unable to resolve, contact your system programmer.

---

**FOTS1275 Bad remote forwarding specification 'value'**

**Explanation:** The `ssh -R` option is set to a bad value *value*.

**System action:** The program ends.

**System programmer response:** Follow local procedures for reporting problems to IBM.

**User response:** Verify that the value for the `ssh -R` option is correct, and try the request again. Refer to *IBM Ported Tools for z/OS: OpenSSH User's Guide* for more information on the `ssh -R` option. If unable to resolve, contact your system programmer.

---

**FOTS1276 Invalid multiplex command.**

**Explanation:** The `ssh -O` option is set to an unsupported value.

**System action:** The program ends.

**System programmer response:** Follow local procedures for reporting problems to IBM.

**User response:** Verify that the value for the `ssh -O` option is correct, and try the request again. Refer to *IBM Ported Tools for z/OS: OpenSSH User's Guide* for more information on the `ssh -O` option. If unable to resolve, contact your system programmer.

---

**FOTS1277 gethostname: error\_message**

**Explanation:** The `gethostname()` system call failed. The system error is displayed with the message.

**System action:** The program ends.

**System programmer response:** Take appropriate action based on the system error.

**User response:** Refer to *z/OS XL C/C++ Runtime Library Reference* for an explanation of the system error. If unable to resolve, contact your system programmer.

---

**FOTS1278 No ControlPath specified for "-O" command**

**Explanation:** The `ssh -O` option was specified, but no control path was set via the `ssh -S` option or the `ssh_config ControlPath` keyword.

**System action:** The program ends.

**User response:** Verify that a control path is set, and try the request again. Refer to *IBM Ported Tools for z/OS: OpenSSH User's Guide* for more information on the `ssh` options and the `ssh_config` keywords.

---

**FOTS1279 Could not request local forwarding.**

**Explanation:** A local forwarding request has failed.

**System action:** The program ends.

**System programmer response:** Take appropriate action based on the error messages displayed with this message. If unable to resolve, follow local procedures for reporting problems to IBM.

**User response:** Check for additional error messages displayed with this message, and take appropriate action. If unable to resolve, contact your system programmer.

**FOTS1280 Could not request remote forwarding.**

**Explanation:** A remote forwarding request has failed.

**System action:** The program ends.

**System programmer response:** Take appropriate action based on the error messages displayed with this message. If unable to resolve, follow local procedures for reporting problems to IBM.

**User response:** Check for additional error messages displayed with this message, and take appropriate action. If unable to resolve, contact your system programmer.

---

**FOTS1282 Bad dynamic forwarding specification '*value*'**

**Explanation:** The `ssh -D` option is set to a bad value *value*.

**System action:** The program ends.

**System programmer response:** Follow local procedures for reporting problems to IBM.

**User response:** Verify that the value for the `ssh -D` option is correct, and try the request again. Refer to *IBM Ported Tools for z/OS: OpenSSH User's Guide* for more information on the `ssh -D` option. If unable to resolve, contact your system programmer.

---

**FOTS1283 Master running (*pid=pid*)**

**Explanation:** The master process of the specified multiplexed connection is running. Its process id is *pid*.

**System action:** The program ends.

**User response:** No response required. This message reports information on a multiplexed connection.

---

**FOTS1284 Exit request sent.**

**Explanation:** An exit request was sent to the master process of the specified multiplexed connection.

**System action:** The program ends.

**User response:** No response required. This message reports information on a multiplexed connection.

---

**FOTS1285 Shared connection to *host\_name* closed.**

**Explanation:** The shared connection to the master process of the specified multiplexed connection on host *host\_name* has been closed.

**System action:** The program ends.

**User response:** No response required. This message reports information on a multiplexed connection.

---

**FOTS1287 Warning: Identity file *filename* does not exist.**

**Explanation:** The filename specified with the `ssh -i` option does not exist.

**System action:** The program continues.

**User response:** Verify that the filename specified is correct and exists.

---

**FOTS1288 no support for smartcards.**

**Explanation:** `ssh` on z/OS does not provide support for smart cards.

**System action:** The program continues.

**System programmer response:** None.

**User response:** Reissue the command without the smart card option (`-I` for `ssh`).

---

---

**FOTS1289** No support for Kerberos ticket or AFS token forwarding.

**Explanation:** ssh on z/OS does not provide support for Kerberos tickets or AFS tokens.

**System action:** The program continues.

**System programmer response:** None.

**User response:** Reissue the command without the option to disable Kerberos ticket and AFS token forwarding (-k for ssh).

---

**FOTS1290** Bad escape character '*escape char*'.

**Explanation:** You specified an invalid escape character.

**System action:** The program ends.

**System programmer response:** None.

**User response:** An escape character can be either a single character or a control character. Reissue the command with a valid escape character.

---

**FOTS1291** Unknown cipher type '*cipher\_spec*'

**Explanation:** ssh does not recognize the cipher specified with the -c option.

**System action:** The program ends.

**System programmer response:** None.

**User response:** Check ssh documentation for a valid cipher specification.

---

**FOTS1292** Unknown mac type '*mac\_spec*'

**Explanation:** ssh does not recognize the message authentication code specified with the -m option.

**System action:** The program ends.

**System programmer response:** None.

**User response:** Check ssh documentation for a valid MAC specification.

---

**FOTS1293** Bad port '*port*'

**Explanation:** The port number specified is invalid. It should be greater than zero and less than or equal to 65535.

**System action:** The program ends.

**System programmer response:** None.

**User response:** Reissue ssh with a valid port number.

---

**FOTS1294** Bad forwarding port(s) '*port*'

**Explanation:** One of the port numbers specified with ssh options -R or -L are invalid. A port number should be greater than zero and less than or equal to 65535.

**System action:** The program ends.

**System programmer response:** None.

**User response:** Reissue ssh with valid port numbers.

---

**FOTS1295** Bad forwarding specification '*specification*'

**Explanation:** The syntax of specification is incorrect.

**System action:** If the forwarding specification was issued through an opened command line (through an escape character), the program continues. Otherwise, the program ends.

---

## FOTS1296 • FOTS1302

**System programmer response:** None.

**User response:** Check ssh documentation for the proper syntax.

---

### FOTS1296 **Bad dynamic port 'port'**

**Explanation:** The port number specified is invalid. It should be greater than zero and less than or equal to 65535.

**System action:** The program ends.

**System programmer response:** None.

**User response:** Reissue ssh with a valid port number.

---

### FOTS1297 **You must specify a subsystem to invoke.**

**Explanation:** You specified ssh -s without a subsystem.

**System action:** The program ends.

**User response:** Reissue ssh -s with a subsystem as the command.

---

### FOTS1298 **rresvport: af=family system\_error**

**Explanation:** An error occurred while ssh was attempting to connect to a privileged port (because configuration option UsePrivilegedPort was specified). A call to bind(), socket(), or getsockname() may have failed, or the address family *family* is not supported. The system error is displayed with this message.

**System action:** The program continues.

**System programmer response:** Follow local procedures for reporting problems to IBM.

**User response:** Check that ssh is setuid root. Refer to *z/OS XL C/C++ Runtime Library Reference* for an explanation of the system error. If unable to resolve, contact your system programmer.

---

### FOTS1299 **socket: system error**

**Explanation:** A call to socket() failed. The system error is displayed.

**System action:** The program ends.

**System programmer response:** Follow local procedures for reporting problems to IBM.

**User response:** Refer to *z/OS XL C/C++ Runtime Library Reference* for an explanation of the system error. If unable to resolve, contact your system programmer.

---

### FOTS1301 **getaddrinfo: bindaddress: system error**

**Explanation:** The ssh client failed when trying to get the address information for the interface specified by ssh configuration option BindAddress. The system error is displayed with this message.

**System action:** The program continues.

**User response:** Verify *bindaddress* is valid.

---

### FOTS1302 **bind: bindaddress: system error**

**Explanation:** A call to bind() failed with the *bind address* specified by ssh configuration option BindAddress.

**System action:** The program continues.

**User response:** Verify *bindaddress* is valid.

---

---

**FOTS1303** `ssh_connect: getnameinfo failed`

**Explanation:** ssh was unable to get the name information from an IP address.

**System action:** The program continues.

**User response:** Check that all the specified addresses for the host are valid.

---

**FOTS1304** `setsockopt SO_KEEPALIVE: system error`

**Explanation:** The KeepAlive configuration option was specified but the `setsockopt()` system call for `SO_KEEPALIVE` failed. The system error is displayed.

**System action:** The program continues.

**System programmer response:** Follow local procedures for reporting problems to IBM.

**User response:** Refer to *z/OS XL C/C++ Runtime Library Reference* for an explanation of the system error. If unable to resolve, contact your system programmer.

---

**FOTS1305** `No key type host key is known for hostname and you have requested strict checking.`

**Explanation:** While ssh is checking if a host key is valid, it could not find a key for *hostname*.

**System action:** The program ends.

**System programmer response:** None.

**User response:** Check that the file containing the list of known hosts exists. Check that the key for the desired host is in the known hosts file.

---

**FOTS1306** `Keyboard-interactive authentication is disabled to avoid man-in-the-middle attacks.`

**Explanation:** Strict host key checking has been requested, so keyboard-interactive authentication has been disabled to prevent man-in-the-middle attacks. Challenge-response authentication is also disabled.

**System action:** The program continues.

**User response:** Check that the host key in the user's known hosts file is valid.

---

**FOTS1307** `Challenge/response authentication is disabled to avoid man-in-the-middle attacks.`

**Explanation:** Strict host key checking has been requested, so challenge-response authentication has been disabled to prevent man-in-the-middle attacks.

**System action:** The program continues.

**User response:** Check that the host key in the user's known hosts file is valid.

---

**FOTS1308** `@ WARNING: POSSIBLE DNS SPOOFING DETECTED! @ The type host key for hostname has changed, and the key for the according IP address ip address problem. This could either mean that DNS SPOOFING is happening or the IP address for the host and its host key have changed at the same time.`

**Explanation:** See message text.

**System action:** The program continues unless strict host key checking is enabled.

**User response:** Check whether the host key is accurate.

---

**FOTS1314** `Offending key for IP in filename:line_number`

**Explanation:** The key found on line *line\_number* of file *filename* is not valid. The host's public key may have changed.

**System action:** The program continues unless strict host key checking is enabled.

**User response:** Check the specified line number and file for a valid host key.

---

**FOTS1315** Update the SSHFP RR in DNS with the new host key to get rid of this message.

**Explanation:** The SSH fingerprint resource record in DNS does not have the proper data for the host key.

**System action:** The program continues.

**System programmer response:** Update the DNS server to correct the problem.

**User response:** Contact your system administrator to fix the resource record.

---

**FOTS1316** Bogus return (*return code*) from select()

**Explanation:** A call to select() failed with return code *return code*.

**System action:** The program ends.

**User response:** Refer to *z/OS XL C/C++ Runtime Library Reference* for an explanation of the system error. If unable to resolve, follow local procedures for reporting problems to IBM.

---

**FOTS1317** @ WARNING: REMOTE HOST IDENTIFICATION HAS CHANGED! @ IT IS POSSIBLE THAT SOMEONE IS DOING SOMETHING NASTY! Someone could be eavesdropping on you right now (man-in-the-middle attack)! It is also possible that the *keytype* host key has just been changed. The fingerprint for the *keytype* key sent by the remote host is *fingerprint*. Please contact your system administrator. Add correct host key in *userhostfile* to get rid of this message. Offending key in *hostfile:line\_number*

**Explanation:** ssh has detected that the remote host key has changed.

**System action:** The program continues unless strict host key checking is enabled.

**User response:** Check that you have a valid host key for the remote host.

---

**FOTS1325** *key type* host key for *host name* has changed and you have requested strict checking.

**Explanation:** Strict host key checking (ssh configuration option StrictHostKeyChecking) is enabled which causes ssh to exit if the host key has changed.

**System action:** The program ends.

**System programmer response:** None.

**User response:** Edit the key in your user known hosts file.

---

**FOTS1326** Password authentication is disabled to avoid man-in-the-middle attacks.

**Explanation:** Strict host key checking (ssh configuration option StrictHostKeyChecking) has not been requested, so the connection is allowed, but password authentication is disabled.

**System action:** The program continues.

**System programmer response:** None.

**User response:** Check that the host key in the user's known hosts file is valid.

---

**FOTS1327** Agent forwarding is disabled to avoid man-in-the-middle attacks.

**Explanation:** Strict host key checking (ssh configuration option StrictHostKeyChecking) has not been requested, so the connection is allowed, but agent forwarding is disabled.

**System action:** The program continues.

**System programmer response:** None.

**User response:** Check that the host key in the user's known hosts file is valid.

---



---

**FOTS1328 X11 forwarding is disabled to avoid man-in-the-middle attacks.**

**Explanation:** Strict host key checking (ssh configuration option StrictHostKeyChecking) has not been requested, so the connection is allowed, but X11 forwarding is disabled.

**System action:** The program continues.

**System programmer response:** None.

**User response:** Check that the host key in the user's known hosts file is valid.

---

**FOTS1329 Port forwarding is disabled to avoid man-in-the-middle attacks.**

**Explanation:** Strict host key checking (ssh configuration option StrictHostKeyChecking) has not been requested, so the connection is allowed, but port forwarding is disabled.

**System action:** The program continues.

**System programmer response:** None.

**User response:** Check that the host key in the user's known hosts file is valid.

---

**FOTS1330 Exiting, you have requested strict checking.**

**Explanation:** Strict host key checking (ssh configuration option StrictHostKeyChecking) has been requested, CheckHostIp was enabled, and the host name is not known.

**System action:** The program ends.

**System programmer response:** None.

**User response:** Make sure the host key for the remote host is in the user's known hosts file.

---

**FOTS1331 dup2 stdin**

**Explanation:** A call to dup2() failed. The system error is displayed with this message.

**System action:** The program continues.

**System programmer response:** Follow local procedures for reporting problems to IBM.

**User response:** Refer to *z/OS XL C/C++ Runtime Library Reference* for an explanation of the system error. If unable to resolve, contact your system programmer.

---

**FOTS1332 dup2 stdout**

**Explanation:** A call to dup2() failed. The system error is displayed with this message.

**System action:** The program continues.

**System programmer response:** Follow local procedures for reporting problems to IBM.

**User response:** Refer to *z/OS XL C/C++ Runtime Library Reference* for an explanation of the system error. If unable to resolve, contact your system programmer.

---

**FOTS1333 shell\_path : message**

**Explanation:** A call to execv() failed to execute *shell\_path*. The system error is displayed with this message.

**System action:** The program ends.

**System programmer response:** Follow local procedures for reporting problems to IBM.

**User response:** Refer to *z/OS XL C/C++ Runtime Library Reference* for an explanation of the system error. If unable to resolve, contact your system programmer.

---

**FOTS1334**    **Could not create pipes to communicate with the proxy:** *system error*

**Explanation:** A call to pipe() failed. The system error is displayed with this message.

**System action:** The program ends.

**System programmer response:** Follow local procedures for reporting problems to IBM.

**User response:** Refer to *z/OS XL C/C++ Runtime Library Reference* for an explanation of the system error. If unable to resolve, contact your system programmer.

---

**FOTS1335**    **fork failed:** *error\_message*

**Explanation:** The fork() system call failed. The system error is displayed with this message.

**System action:** The program ends.

**System programmer response:** Follow local procedures for reporting problems to IBM.

**User response:** Refer to *z/OS XL C/C++ Runtime Library Reference* for an explanation of the system error. If unable to resolve, contact your system programmer.

---

**FOTS1336**    *program name:* **Could not resolve hostname** *host:* *system error*

**Explanation:** The ssh client failed when trying to get the address information for *host*. The system error is displayed with this message.

**System action:** The program ends.

**User response:** Verify *host* is valid.

---

**FOTS1337**    **ssh\_exchange\_identification: read:** *system error*

**Explanation:** ssh was unable to read the other side of the connection's identification information. A read() on the socket failed. The system error is displayed with this message.

**System action:** The program ends.

**System programmer response:** Follow local procedures for reporting problems to IBM.

**User response:** Refer to *z/OS XL C/C++ Runtime Library Reference* for an explanation of the system error. If unable to resolve, contact your system programmer.

---

**FOTS1338**    **ssh\_exchange\_identification: Connection closed by remote host**

**Explanation:** While attempting to read the other side of the connection's version identification, the connection was closed by the remote host.

**System action:** The program ends.

**User response:** Verify that the remote host is still operable. Verify that the remote host has an implementation of SSH which is compatible with OpenSSH.

---

**FOTS1339**    **Bad remote protocol version identification:** *'server version string'*

**Explanation:** The OpenSSH version of the server does not match the version of the client.

**System action:** The program ends.

**System programmer response:** None.

**User response:** Check that the local and remote versions of OpenSSH are compatible.

---

---

**FOTS1340 Remote machine has too old SSH software version.**

**Explanation:** The remote sshd minor version is less than 3.

**System action:** The program ends.

**User response:** Verify local OpenSSH suite is compatible with remote version.

---

**FOTS1341 Protocol major versions differ: *localprotocol* vs. *remoteprotocol***

**Explanation:** The ssh client requested using SSH Protocol Version *localprotocol*, but the remote server requires *remoteprotocol*.

**System action:** The program ends.

**User response:** Reissue `ssh` using the protocol that the server expects, or contact system administrator of remote machine.

---

**FOTS1342 write: *system error***

**Explanation:** A call to `write()` failed for the outgoing socket. The system error is displayed with this message.

**System action:** The program ends.

**System programmer response:** Follow local procedures for reporting problems to IBM.

**User response:** Refer to *z/OS XL C/C++ Runtime Library Reference* for an explanation of the system error. If unable to resolve, contact your system programmer.

---

**FOTS1343 check\_host\_key: getnameinfo failed**

**Explanation:** `ssh` was unable to get the name information for the current host.

**System action:** The program ends.

**User response:** Check that all the specified addresses for the host are valid.

---

**FOTS1344 internal error**

**Explanation:** An internal error has occurred.

**System action:** The program ends.

**System programmer response:** Follow local procedures for reporting problems to IBM.

**User response:** Contact your system programmer.

---

**FOTS1345 Bad passphrase.**

**Explanation:** During RSA authentication for protocol version 1, the given passphrase is invalid for the current RSA key.

**System action:** The program continues.

**User response:** Verify you entered the correct passphrase.

---

**FOTS1346 Permission denied, please try again.**

**Explanation:** You do not have permission to log into the system.

**System action:** The program continues.

**User response:** Contact system administrator for the system in which you are refused access.

---

**FOTS1348 try\_agent\_authentication: BN\_new failed**

**Explanation:** The ssh client tried to authenticate using the ssh-agent. A call to the OpenSSL function BN\_new() failed. BN\_new() allocates and initializes a BIGNUM structure. An internal error has occurred.

**System action:** The program ends.

**System programmer response:** Follow local procedures for reporting problems to IBM.

**User response:** Contact your system programmer.

---

**FOTS1349 try\_rsa\_authentication: BN\_new failed**

**Explanation:** The ssh client tried to authenticate using RSA authentication. A call to the OpenSSL function BN\_new() failed. BN\_new() allocates and initializes a BIGNUM structure. An internal error has occurred.

**System action:** The program ends.

**System programmer response:** Follow local procedures for reporting problems to IBM.

**User response:** Contact your system programmer.

---

**FOTS1350 try\_rhosts\_rsa\_authentication: BN\_new failed**

**Explanation:** The ssh client tried to authenticate using combined rhosts or /etc/hosts.equiv authentication and RSA authentication. A call to the OpenSSL function BN\_new() failed. BN\_new() allocates and initializes a BIGNUM structure. An internal error has occurred.

**System action:** The program ends.

**System programmer response:** Follow local procedures for reporting problems to IBM.

**User response:** Contact your system programmer.

---

**FOTS1351 Kerberos v4: Malformed response from server**

**Explanation:** The ssh client got an invalid response from the server.

**System action:** The program ends.

**System programmer response:** Follow local procedures for reporting problems to IBM.

**User response:** Verify Kerberos is configured properly. If unable to resolve, contact your system programmer.

---

**FOTS1352 Host key verification failed.**

**Explanation:** During SSH key exchange, ssh was unable to verify the host key.

**System action:** The program continues.

**User response:** Verify your list of known hosts is accurate. Check if the remote host changed their host key.

---

**FOTS1353 ssh\_kex: BN\_new failed**

**Explanation:** Internal error.

**System action:** The program ends.

**System programmer response:** Follow local procedures for reporting problems to IBM.

**User response:** Contact your system programmer.

---

**FOTS1354 respond\_to\_rsa\_challenge: host\_key *hostbits* < server\_key *serverbits* + SSH\_KEY\_BITS\_RESERVED *bits***

**Explanation:** SSH Protocol Version 1 key exchange failed because the difference between the number of bits in the host's public key and the number of bits of the server key was not greater than *bits*. The host key length and server key length need to differ by at least *bits* bits.

**System action:** The program ends.

**User response:** Try a different authentication method.

---

**FOTS1355** **respond\_to\_rsa\_challenge: server\_key serverbits < host\_key hostbits + SSH\_KEY\_BITS\_RESERVED bits**

**Explanation:** SSH Protocol Version 1 key exchange failed because the difference between the number of bits in the host's public key and the number of bits of the server key was not greater than *bits*. The host key length and server key length need to differ by at least *bits* bits.

**System action:** The program ends.

**User response:** Try a different authentication method.

---

**FOTS1356** **Selected cipher type *cipher* not supported by server.**

**Explanation:** The cipher *cipher* is not supported by the remote sshd. Note that cipher "des" is not supported by IBM z/OS sshd.

**System action:** The program ends.

**User response:** Reissue ssh client with a remotely-supported cipher.

---

**FOTS1357** **ssh\_userauth1: server supports no auth methods**

**Explanation:** The server doesn't support any authentication methods for SSH Protocol Version 1.

**System action:** The program ends.

**User response:** Try using Protocol Version 2.

---

**FOTS1358** **Permission denied.**

**Explanation:** All authentication methods have failed.

**System action:** The program ends.

**User response:** Verify your setup is correct.

---

**FOTS1359** **input\_userauth\_pk\_ok: type mismatch for decoded key (received *keytype*, expected *keytype2*)**

**Explanation:** The key from across the network claimed to be a key of type *keytype2*, but the decoded key was actually key type *keytype*.

**System action:** The program continues.

**User response:** Check that your public key on the remote host is correct.

---

**FOTS1361** **ssh\_keysign: no installed: *system error***

**Explanation:** Could not stat() /usr/lib/ssh/ssh-keysign.

**System action:** The program continues.

**System programmer response:** Follow local procedures for reporting problems to IBM.

**User response:** Refer to z/OS XL C/C++ *Runtime Library Reference* for an explanation of the system error. If unable to resolve, contact your system programmer.

---

**FOTS1362** **ssh\_keysign: fflush: *system error***

**Explanation:** A call to fflush() failed for stdout. The system error is displayed with this message.

**System action:** The program continues.

**System programmer response:** Follow local procedures for reporting problems to IBM.

**User response:** Refer to z/OS XL C/C++ *Runtime Library Reference* for an explanation of the system error. If unable to resolve, contact your system programmer.

**FOTS1363** **ssh\_keysign: pipe:** *system error*

**Explanation:** A call to pipe() failed for stdout. The system error is displayed with this message.

**System action:** The program continues.

**System programmer response:** Follow local procedures for reporting problems to IBM.

**User response:** Refer to *z/OS XL C/C++ Runtime Library Reference* for an explanation of the system error. If unable to resolve, contact your system programmer.

---

**FOTS1364** **ssh\_keysign: couldn't send request**

**Explanation:** The ssh client could not successfully send a message to ssh-keysign.

**System action:** The program ends.

**System programmer response:** Follow local procedures for reporting problems to IBM.

**User response:** Verify that ssh-keysign exists. Verify your setup is correct. If unable to resolve, contact your system programmer.

---

**FOTS1365** **ssh\_keysign: fork:** *system error*

**Explanation:** A call to fork() failed for stdout. The system error is displayed with this message.

**System action:** The program continues.

**System programmer response:** Follow local procedures for reporting problems to IBM.

**User response:** Refer to *z/OS XL C/C++ Runtime Library Reference* for an explanation of the system error. If unable to resolve, contact your system programmer.

---

**FOTS1366** **ssh\_keysign: no reply**

**Explanation:** The ssh client did not receive a response from ssh-keysign.

**System action:** The program continues.

**System programmer response:** Follow local procedures for reporting problems to IBM.

**User response:** Verify that ssh-keysign exists. Verify your setup is correct. If unable to resolve, contact your system programmer.

---

**FOTS1367** **ssh\_keysign: bad version**

**Explanation:** The version of ssh-keysign does not match that of the ssh client.

**System action:** The program continues.

**System programmer response:** Verify that the ssh-keysign and ssh clients installed are those provided by IBM. Follow local procedures for reporting problems to IBM.

**User response:** Contact your system programmer.

---

**FOTS1368** **userauth\_hostbased: cannot get local ipaddr/name**

**Explanation:** During hostbased authentication, ssh could not find a name for the local host.

**System action:** The program continues.

**System programmer response:** Verify that the DNS setup on the local system is correct. Follow local procedures for reporting problems to IBM.

**User response:** Contact your system programmer.

---

---

**FOTS1369** key\_sign failed

**Explanation:** The ssh client was unable to authenticate using RSA-based host authentication because ssh-keysign failed.

**System action:** The program continues.

**System programmer response:** Verify that ssh-keysign exists. Verify that the setup is correct. Follow local procedures for reporting problems to IBM.

**User response:** Contact your system programmer.

---

**FOTS1370** Host key verification failed.

**Explanation:** The ssh client was unable to authenticate using hostbased authentication because it could not verify the host key.

**System action:** The program ends.

**System programmer response:** Verify that the SSH setup is correct. Follow local procedures for reporting problems to IBM.

**User response:** Contact your system programmer.

---

**FOTS1371** denied SSH2\_MSG\_SERVICE\_ACCEPT: *type*

**Explanation:** During user authentication, ssh expected a packet of type SSH2\_MSG\_SERVICE\_ACCEPT but instead received one of type *type*.

**System action:** The program ends.

**System programmer response:** Follow local procedures for reporting problems to IBM.

**User response:** Verify that the remote server is working properly. If unable to resolve, contact your system programmer.

---

**FOTS1372** ssh\_userauth2: internal error: cannot send userauth none request

**Explanation:** During user authentication, an internal error occurred.

**System action:** The program ends.

**System programmer response:** Follow local procedures for reporting problems to IBM.

**User response:** Contact your system programmer.

---

**FOTS1373** Permission denied (*authentication\_list*).

**Explanation:** You were refused access to the system after all the authentication methods in *authentication\_list* were attempted.

**System action:** The program ends.

**System programmer response:** None.

**User response:** Verify you typed your password and/or passphrase correctly. Verify with remote system security administrator whether or not they intended you have access. Your user may be listed as part of DenyUsers or DenyGroups on the remote server.

---

**FOTS1374** input\_userauth\_error: bad message during authentication: *type type*

**Explanation:** During user authentication, ssh received a packet type it did not expect.

**System action:** The program ends.

**System programmer response:** Follow local procedures for reporting problems to IBM.

**User response:** Contact your system programmer.

---

**FOTS1375 input\_userauth\_success: no authentication context**

**Explanation:** During user authentication, an internal error occurred.

**System action:** The program ends.

**System programmer response:** Follow local procedures for reporting problems to IBM.

**User response:** Contact your system programmer.

---

**FOTS1376 input\_userauth\_failure: no authentication context**

**Explanation:** During user authentication, an internal error occurred.

**System action:** The program ends.

**System programmer response:** Follow local procedures for reporting problems to IBM.

**User response:** Contact your system programmer.

---

**FOTS1377 input\_userauth\_pk\_ok: no authentication context**

**Explanation:** During user authentication, an internal error occurred.

**System action:** The program ends.

**System programmer response:** Follow local procedures for reporting problems to IBM.

**User response:** Contact your system programmer.

---

**FOTS1378 input\_userauth\_passwd\_changereq: no authentication context**

**Explanation:** During user authentication, an internal error occurred.

**System action:** The program ends.

**System programmer response:** Follow local procedures for reporting problems to IBM.

**User response:** Contact your system programmer.

---

**FOTS1379 userauth\_pubkey: internal error**

**Explanation:** An internal error has occurred.

**System action:** The program ends.

**System programmer response:** Follow local procedures for reporting problems to IBM.

**User response:** Contact your system programmer.

---

**FOTS1380 input\_userauth\_info\_req: no authentication context**

**Explanation:** During user authentication, an internal error occurred.

**System action:** The program ends.

**System programmer response:** Follow local procedures for reporting problems to IBM.

**User response:** Contact your system programmer.

---

**FOTS1381 ssh\_keysign: dup2: *system error***

**Explanation:** A call to dup2() failed.

**System action:** The program ends.

**System programmer response:** Follow local procedures for reporting problems to IBM.

**User response:** Refer to *z/OS XL C/C++ Runtime Library Reference* for an explanation of the system error. If unable to resolve, contact your system programmer.

---



---

**FOTS1382** Server denied authentication request: *type*

**Explanation:** During user authentication, ssh expected a packet of type SSH2\_MSG\_SERVICE\_ACCEPT but instead received one of type *type*.

**System action:** The program ends.

**System programmer response:** Follow local procedures for reporting problems to IBM.

**User response:** Verify that the remote server is working properly. If unable to resolve, contact your system programmer.

---

**FOTS1383** ssh\_keysign: *exec(keysignpath): system error*

**Explanation:** A call to `exec()` failed when trying to execute ssh-keysign.

**System action:** The program ends.

**System programmer response:** Follow local procedures for reporting problems to IBM.

**User response:** Refer to *z/OS XL C/C++ Runtime Library Reference* for an explanation of the system error. If unable to resolve, contact your system programmer.

---

**FOTS1385** tcsetattr

**Explanation:** A call to `tcsetattr()` failed.

**System action:** The program continues.

**System programmer response:** Follow local procedures for reporting problems to IBM.

**User response:** Refer to *z/OS XL C/C++ Runtime Library Reference* for an explanation of the system error. If unable to resolve, contact your system programmer.

---

**FOTS1386** tcgetattr

**Explanation:** A call to `tcgetattr()` failed.

**System action:** The program continues.

**System programmer response:** Follow local procedures for reporting problems to IBM.

**User response:** Refer to *z/OS XL C/C++ Runtime Library Reference* for an explanation of the system error. If unable to resolve, contact your system programmer.

---

**FOTS1388** *filename: line line number: Bad configuration option: configuration option*

**Explanation:** An option specified in an ssh configuration file is invalid.

**System action:** The program ends.

**System programmer response:** None.

**User response:** Check *line number* of the ssh configuration file *filename* for the invalid option.

---

**FOTS1389** Privileged ports can only be forwarded by root.

**Explanation:** While ssh was attempting to add a locally forwarded port, the port number specified is privileged but the user isn't authorized to use a privileged port.

**System action:** The program ends.

**System programmer response:** None.

**User response:** Reissue the ssh command with a valid port (either in ssh configuration file or on command line.)

---

**FOTS1390**    **Too many local forwards (max *max forwards*).**

**Explanation:** The user attempted to specify more local forwards than are allowed by ssh. ssh currently allows *max forwards*.

**System action:** The program ends.

**System programmer response:** None.

**User response:** Reissue ssh without a locally forwarded port.

---

**FOTS1391**    **Too many remote forwards (max *max\_forwards*).**

**Explanation:** The user attempted to specify more remote forwards than are allowed by ssh. ssh currently allows a maximum of *max\_forwards*.

**System action:** The program ends.

**System programmer response:** None.

**User response:** Reissue ssh without a remotely forwarded port.

---

**FOTS1392**    *filename* **line** *line number*: **Missing yes/no argument.**

**Explanation:** While parsing the configuration file *filename*, ssh expected a yes/no argument but it is missing.

**System action:** The program ends.

**System programmer response:** Check the specified line number in the file for syntax errors.

**User response:** Check the specified line number in the file for syntax errors. Contact your system administrator if the configuration file is global.

---

**FOTS1393**    *filename* **line** *line number*: **Bad yes/no argument.**

**Explanation:** While parsing the configuration file *filename*, ssh expected a yes/no argument but instead encountered a syntax error.

**System action:** The program ends.

**System programmer response:** Check the specified line number in the file for syntax errors.

**User response:** Check the specified line number in the file for syntax errors. Contact your system administrator if the configuration file is global.

---

**FOTS1394**    *filename* **line** *line number*: **Missing yes/no/ask argument.**

**Explanation:** While parsing the configuration file *filename*, ssh expected a yes/no/ask argument with the StrictHostKeyChecking option, but it is missing.

**System action:** The program ends.

**System programmer response:** Check the specified line number in the file for syntax errors.

**User response:** Check the specified line number in the file for syntax errors. Contact your system administrator if the configuration file is global.

---

**FOTS1395**    *filename* **line** *line number*: **Bad yes/no/ask argument.**

**Explanation:** While parsing the configuration file *filename*, ssh expected a yes/no/ask argument with the StrictHostKeyChecking option, but instead encountered a syntax error.

**System action:** The program ends.

**System programmer response:** Check the specified line number in the file for syntax errors.

**User response:** Check the specified line number in the file for syntax errors. Contact your system administrator if the configuration file is global.

---

---

**FOTS1396** *filename line line\_number*: **Missing argument.**

**Explanation:** A ssh\_config keyword in file *filename* at line *line\_number* is missing its value.

**System action:** The program ends.

**System programmer response:** If file *filename* refers to the system-wide ssh\_config file then correct the error in the file, and have the user try the request again. If unable to resolve, follow local procedures for reporting problems to IBM.

**User response:** Verify that a value for the ssh\_config keyword is set, and try the request again. Refer to *IBM Ported Tools for z/OS: OpenSSH User's Guide* for more information on the ssh\_config keywords. If unable to resolve, contact your system programmer.

---

**FOTS1397** *filename line line number*: **Too many identity files specified (max max).**

**Explanation:** The maximum number of authentication identity files and key ring certificates (*max*) that can be specified in configuration files or command line has been exceeded.

**System action:** The program ends.

**System programmer response:** Follow local procedures for reporting problems to IBM.

**User response:** Reissue the command with a smaller number of identity files or key ring certificates. Check the number of times the IdentityFile or IdentityKeyRingLabel configuration options were specified in the configuration files.

---

**FOTS1398** *filename line line number*: **missing time value.**

**Explanation:** The ssh configuration file *filename* or command line has a configuration option which expects a time value, but the corresponding time value is missing. Options which expect time values include ConnectTimeout.

**System action:** The program ends.

**User response:** Check *line number* of the ssh configuration file *filename* for the failing option, add a time value and reissue ssh.

---

**FOTS1399** *filename line line number*: **invalid time value.**

**Explanation:** The ssh configuration file *filename* has a configuration option which expects a time value, but the corresponding time value is invalid. Options which expect time values include ConnectTimeout.

**System action:** The program ends.

**User response:** Check *line number* of the ssh configuration file *filename* for the failing option, correct the time value and reissue **sshd**.

---

**FOTS1401** *filename line line number*: **Bad number "number"**

**Explanation:** While parsing *filename*, ssh encountered an invalid number.

- With option NumberOfPasswordPrompts or ConnectionAttempts, *number* must be an integer between 0 and 2147483647(LONG\_MAX).
- With option CompressionLevel, *number* must be an integer between 1 and 9.
- With option Port, *number* must be an integer between 1 and 65535(USHRT\_MAX).

**System action:** The program ends.

**System programmer response:** Check the specified line number in the file for syntax errors.

**User response:** Check the specified line number in the file to make sure number is valid. Contact your system administrator if the configuration file is global.

**FOTS1404** *filename* **line** *line number*: **Bad cipher 'cipher'**.

**Explanation:** While parsing *filename*, ssh encountered an invalid *cipher* after the Cipher option.

**System action:** The program ends.

**System programmer response:** Check the specified line number in the file for syntax errors.

**User response:** Check the specified line number in the file to make sure the cipher is valid. Contact your system administrator if the configuration file is global.

---

**FOTS1405** **Unsupported AddressFamily "argument"**

**Explanation:** The argument supplied with the ssh configuration option AddressFamily is invalid. Valid arguments include "inet", "inet6", or "any".

**System action:** The program ends.

**User response:** Reissue the command with a valid value for AddressFamily.

---

**FOTS1406** *filename* **line** *line number*: **Bad SSH2 cipher spec 'ciphers'**.

**Explanation:** While parsing *filename*, ssh encountered invalid *ciphers* after the Ciphers option.

**System action:** The program ends.

**System programmer response:** Check the specified line number in the file for syntax errors.

**User response:** Check the specified line number in the file to make sure ciphers are valid. Contact your system administrator if the configuration file is global.

---

**FOTS1407** *filename* **line** *line number*: **Unsupported option "keyword"**

**Explanation:** The ssh configuration option *keyword* is not supported.

**System action:** The program continues.

**User response:** Remove the unsupported option from the specified line in the ssh configuration file *filename*.

---

**FOTS1408** *filename* **line** *line number*: **Bad SSH2 Mac spec 'MAC algorithms'**.

**Explanation:** While parsing *filename*, ssh encountered invalid *MAC algorithms* after the MACs option.

**System action:** The program ends.

**System programmer response:** Check the specified line number in the file for syntax errors.

**User response:** Check the specified line number in the file to make sure the *MAC algorithms* are valid. Contact your system administrator if the configuration file is global.

---

**FOTS1410** *filename* **line** *line number*: **Bad protocol 2 host key algorithms 'algorithms'**.

**Explanation:** While parsing *filename*, ssh encountered invalid protocol 2 host key algorithms after the HostKeyAlgorithms option.

**System action:** The program ends.

**System programmer response:** Check the specified line number in the file for syntax errors.

**User response:** Check the specified line number in the file to make sure the protocol 2 host key *algorithms* are valid. Contact your system administrator if the configuration file is global.

---

**FOTS1412** *filename* **line** *line number*: **Bad protocol spec 'protocol'**.

**Explanation:** While parsing *filename*, ssh encountered an invalid *protocol* version after the Protocol option.

**System action:** The program ends.

**System programmer response:** Check the specified line number in the file for syntax errors.

**User response:** Check the specified line number in the file to make sure you have a valid protocol version. Contact your system administrator if the configuration file is global.

---

**FOTS1413** *filename* **line** *line number*: **unsupported log level 'level'**

**Explanation:** While parsing *filename*, ssh encountered an invalid log *level* after the LogLevel option.

**System action:** The program ends.

**System programmer response:** Check the specified line number in the file for syntax errors.

**User response:** Check the specified line number in the file to make sure you have a valid log level. Contact your system administrator if the configuration file is global.

---

**FOTS1414** *filename* **line** *line number*: **Missing port argument.**

**Explanation:** While parsing *filename*, ssh encountered a syntax error for a configuration option. The configuration option requires an argument after the keyword.

**System action:** The program ends.

**System programmer response:** Check the specified line number in the file for syntax errors.

**User response:** Check the specified line number in the file for syntax errors. Contact your system administrator if the configuration file is global.

---

**FOTS1415** *filename* **line** *lineno*: **Bad listen port.**

**Explanation:** While parsing *filename*, ssh encountered an invalid argument for either the LocalForward or RemoteForward configuration option.

**System action:** The program ends.

**System programmer response:** Check the specified line number in the file for syntax errors.

**User response:** Check the specified line number in the file to make sure you have a valid argument for the configuration option in error. Contact your system administrator if the configuration file is global.

---

**FOTS1416** *filename* **line** *lineno*: **Missing target argument.**

**Explanation:** While parsing *filename*, the target argument for either the LocalForward or RemoteForward configuration option is missing.

**System action:** The program ends.

**System programmer response:** Check the specified line number in the file for syntax errors.

**User response:** Check the specified line number in the file to make sure you have a valid argument for the configuration option in error. Contact your system administrator if the configuration file is global.

---

**FOTS1417** *filename* **line** *lineno*: **Bad forwarding specification.**

**Explanation:** While parsing *filename*, ssh encountered an invalid argument for either the LocalForward, RemoteForward or DynamicForward configuration option.

**System action:** The program ends.

**System programmer response:** Check the specified line number in the file for syntax errors.

**User response:** Check the specified line number in the file to make sure you have a valid argument for the configuration option in error. Contact your system administrator if the configuration file is global.

---

**FOTS1418** *filename line lineno:* **Bad forwarding port.**

**Explanation:** One of the port numbers specified with ssh configuration options LocalForward or RemoteForward is invalid. A port number should be greater than zero and less than or equal to 65535.

**System action:** The program ends.

**System programmer response:** Check the specified line number in the file for syntax errors.

**User response:** Check the specified line number in the file to make sure you have a valid argument for the configuration option in error. Contact your system administrator if the configuration file is global.

---

**FOTS1420** *filename line lineno:* **Badly formatted port number.**

**Explanation:** While parsing *filename*, ssh encountered an invalid argument for the DynamicForward configuration option.

**System action:** The program ends.

**System programmer response:** Check the specified line number in the file for syntax errors.

**User response:** Check the specified line number in the file to make sure you have a valid argument for the configuration option in error. Contact your system administrator if the configuration file is global.

---

**FOTS1422** *filename line line number:* **Bad escape character.**

**Explanation:** You specified an invalid escape character in the ssh configuration file.

**System action:** The program ends.

**System programmer response:** None

**User response:** An escape character can be either a single character or a control character. Reissue the command with a valid escape character.

---

**FOTS1423** *process\_config\_line:* **Unimplemented opcode** *opcode*

**Explanation:** An internal error has occurred.

**System action:** The program ends.

**System programmer response:** Follow local procedures for reporting problems to IBM.

**User response:** Contact your system administrator to report the problem.

---

**FOTS1424** *filename line line number:* **garbage at end of line; "text".**

**Explanation:** The extra text *text* was found after a configuration option. Please check the specified filename.

**System action:** The program ends.

**System programmer response:** Check the specified line number in the file for syntax errors.

**User response:** Check the specified line number in the file for syntax errors. Contact your system administrator if the configuration file is global.

---

**FOTS1425** *filename:* **terminating, options bad configuration options**

**Explanation:** ssh has encountered at least one invalid configuration option.

**System action:** The program ends.

**System programmer response:** Check the specified line number in the file for syntax errors.

**User response:** Check the specified filename for syntax errors. Contact your system administrator if the configuration file is global.

---

---

**FOTS1426** **fork:** *system error*

**Explanation:** A call to fork() failed. The system error is displayed.

**System action:** The program continues.

**System programmer response:** Follow local procedures for reporting problems to IBM.

**User response:** Refer to *z/OS XL C/C++ Runtime Library Reference* for an explanation of the system error. If unable to resolve, contact your system programmer.

---

**FOTS1427** **client\_channel\_closed:** *id id1 != session\_ident id2*

**Explanation:** The ssh client is closing a channel with *id1* but the current session id is *id2*.

**System action:** The program continues.

**System programmer response:** Follow local procedures for reporting problems to IBM.

**User response:** Contact your system programmer.

---

**FOTS1428** **Write failed flushing stdout buffer.**

**Explanation:** A call to write() failed when attempting to write to stdout.

**System action:** The program continues.

**System programmer response:** Follow local procedures for reporting problems to IBM.

**User response:** Contact your system programmer.

---

**FOTS1429** **Write failed flushing stderr buffer.**

**Explanation:** A call to write() failed when attempting to write to stderr.

**System action:** The program continues.

**System programmer response:** Follow local procedures for reporting problems to IBM.

**User response:** Contact your system programmer.

---

**FOTS1430** **Warning: ssh server tried X11 forwarding.**

**Explanation:** The ssh configuration option ForwardX11 was disabled but the server requested an X11 channel.

**System action:** The program continues.

**System programmer response:** Follow local procedures for handling security problems.

**User response:** Contact your system programmer.

---

**FOTS1431** **Warning: this is probably a break-in attempt by a malicious server.**

**Explanation:** The ssh client detected the server attempting to bypass some ssh setup. This error message is usually displayed with another message describing what ssh sees in error.

**System action:** The program continues.

**System programmer response:** Follow local procedures for handling security problems.

**User response:** Contact your system programmer.

---

**FOTS1432** **Warning: ssh server tried agent forwarding.**

**Explanation:** The ssh configuration option ForwardAgent was disabled but the server requested an X11 channel.

**System action:** The program continues.

**System programmer response:** Follow local procedures for handling security problems.

---

## FOTS1434 • FOTS1439

**User response:** Contact your system programmer.

---

**FOTS1434** **client\_input\_channel\_req: no channel** *session channel identifier*

**Explanation:** The server wanted to request a new channel, but no session channel exists for the client.

**System action:** The program continues.

**System programmer response:** Follow local procedures for reporting problems to IBM.

**User response:** Contact your system programmer.

---

**FOTS1435** **client\_input\_channel\_req: channel** *session channel identifier: wrong channel: requested channel*

**Explanation:** The server wanted to request a new channel, but the channel requested by the server doesn't match that of the client's session.

**System action:** The program continues.

**System programmer response:** Follow local procedures for reporting problems to IBM.

**User response:** Contact your system programmer.

---

**FOTS1436** **client\_input\_channel\_req: channel** *requested channel: unknown channel*

**Explanation:** The channel identifier sent by the server is not recognized by the client.

**System action:** The program continues.

**System programmer response:** Follow local procedures for reporting problems to IBM.

**User response:** Contact your system programmer.

---

**FOTS1437** **Killed by signal** *signal number.*

**Explanation:** The ssh client was killed by signal *signal number*.

**System action:** The program ends.

**System programmer response:** None.

**User response:** Determine what caused a signal to be sent to your process.

---

**FOTS1438** **Could not load host key:** *host key file*

**Explanation:** The file *host key file* could not be loaded. The file may not exist or is not readable. The permissions on the file may be incorrect. The passphrase may have been entered incorrectly.

**System action:** The program continues.

**System programmer response:** None.

**User response:** Check that *host key file* exists and has the proper permissions. Verify that the correct passphrase was used.

---

**FOTS1439** **getnameinfo failed:** *system error*

**Explanation:** ssh was unable to get the name information for the current host.

**System action:** The program continues.

**System programmer response:** Check that all the specified addresses for the host are valid.

---



---

**FOTS1440** **listen\_sock O\_NONBLOCK:** *system error*

**Explanation:** A call to `fcntl()` to set `O_NONBLOCK` failed for the listening socket.

**System action:** The program continues.

**System programmer response:** Follow local procedures for reporting problems to IBM.

**User response:** Refer to *z/OS XL C/C++ Runtime Library Reference* for an explanation of the system error. If unable to resolve, contact your system programmer.

---

**FOTS1441** **setsockopt SO\_REUSEADDR:** *system error*

**Explanation:** A call to `setsockopt()` to set `SO_REUSEADDR` failed for the listening socket. The system error is displayed with this message.

**System action:** The program continues.

**System programmer response:** Refer to *z/OS XL C/C++ Runtime Library Reference* for an explanation of the system error. If unable to resolve, follow local procedures for reporting problems to IBM.

---

**FOTS1442** **Bind to port port on host failed:** *system error*

**Explanation:** `sshd` was unable to bind the socket to the desired port. A call to `bind()` failed and the system error is displayed.

**System action:** The program continues.

**System programmer response:** Refer to *z/OS XL C/C++ Runtime Library Reference* for an explanation of the system error. If unable to resolve, follow local procedures for reporting problems to IBM.

---

**FOTS1443** **select:** *system error*

**Explanation:** `sshd` is waiting in a `select()` call until there is a connection. This call to `select()` failed. The system error is displayed.

**System action:** The program continues.

**System programmer response:** Refer to *z/OS XL C/C++ Runtime Library Reference* for an explanation of the system error. If unable to resolve, follow local procedures for reporting problems to IBM.

---

**FOTS1444** **accept:** *system error*

**Explanation:** A call to `accept()` failed. The system error is displayed.

**System action:** The program continues.

**System programmer response:** Refer to *z/OS XL C/C++ Runtime Library Reference* for an explanation of the system error. If unable to resolve, follow local procedures for reporting problems to IBM.

---

**FOTS1445** **newsock del O\_NONBLOCK:** *system error*

**Explanation:** A call to `fcntl()` failed. The system error is displayed.

**System action:** The program continues.

**System programmer response:** Refer to *z/OS XL C/C++ Runtime Library Reference* for an explanation of the system error. If unable to resolve, follow local procedures for reporting problems to IBM.

---

**FOTS1446** **\_\_poe() failed for accepted socket:** *system error*

**Explanation:** A call to `__poe()` failed. The system error is displayed.

**System action:** The daemon handling the connection ends.

**System programmer response:** Refer to *z/OS XL C/C++ Runtime Library Reference* for an explanation of the system error. If unable to resolve, follow local procedures for reporting problems to IBM.

**FOTS1447**    **setuid:** *system error*

**Explanation:** While sshd was attempting to create a new session and process group, a call to setuid() failed. The system error is displayed.

**System action:** The program continues.

**System programmer response:** Refer to *z/OS XL C/C++ Runtime Library Reference* for an explanation of the system error. If unable to resolve, follow local procedures for reporting problems to IBM.

---

**FOTS1448**    **setsockopt SO\_KEEPALIVE:** *system error*

**Explanation:** A call to setsockopt() to set SO\_KEEPALIVE failed for the listening socket. The system error is displayed with this message.

**System action:** The program continues.

**System programmer response:** Refer to *z/OS XL C/C++ Runtime Library Reference* for an explanation of the system error. If unable to resolve, follow local procedures for reporting problems to IBM.

---

**FOTS1449**    **do\_ssh1\_kex: bad session key len from remote\_ip: session\_key\_int length > sizeof(session\_key)**  
*session\_key\_length*

**Explanation:** During key exchange, the remote host's session key (*length*) is larger than what this daemon supports (*session\_key\_length*).

**System action:** The program continues.

**User response:** Follow local procedures for reporting problems to IBM.

---

**FOTS1450**    **Timeout before authentication for remote\_ip**

**Explanation:** sshd timed-out before the user authenticated itself. The sshd administrator may have configured too low a value for the login grace time. The sshd -g option or sshd\_config keyword LoginGraceTime controls this value.

**System action:** The program ends.

**System programmer response:** Follow local procedures for handling user authentication timeouts.

---

**FOTS1451**    **Privilege separation user *user\_name* does not exist**

**Explanation:** The user *user\_name* must exist when privilege separation is enabled via the sshd\_config UsePrivilegeSeparation keyword.

**System action:** The program ends.

**System programmer response:** Refer to *IBM Ported Tools for z/OS: OpenSSH User's Guide* for more information on privilege separation setup and the sshd\_config UsePrivilegeSeparation keyword.

---

**FOTS1452**    **chroot("chroot\_dir"): system error**

**Explanation:** sshd attempted to chroot() to *chroot\_dir*, which is the chroot directory used by sshd during privilege separation.

**System action:** The program ends.

**System programmer response:** Refer to *z/OS XL C/C++ Runtime Library Reference* for an explanation of the system error. If unable to resolve, follow local procedures for reporting problems to IBM.

---

**FOTS1453**    **chdir("/"): system error**

**Explanation:** sshd failed while attempting to chdir() to "/". The system error is displayed with this message.

**System action:** The program ends.

**System programmer response:** Refer to *z/OS XL C/C++ Runtime Library Reference* for an explanation of the system error. If unable to resolve, follow local procedures for reporting problems to IBM.

---

---

**FOTS1454** `setgid failed for groupid`

**Explanation:** A call to `setgid()` failed for the privilege separation user's group id.

**System action:** The program ends.

**System programmer response:** Refer to *z/OS XL C/C++ Runtime Library Reference* for an explanation of the system error. If unable to resolve, follow local procedures for reporting problems to IBM.

---

**FOTS1455** `setgroups: system error`

**Explanation:** A call to `setgroups()` failed for the privilege separation user's group id. The system error is displayed with this message.

**System action:** The program ends.

**System programmer response:** Refer to *z/OS XL C/C++ Runtime Library Reference* for an explanation of the system error. If unable to resolve, follow local procedures for reporting problems to IBM.

---

**FOTS1456** `fork of unprivileged child failed: system error`

**Explanation:** While `sshd` was attempting to set up the unprivileged child process, a call to `fork()` failed. The system error is displayed with this message.

**System action:** The program ends.

**System programmer response:** Refer to *z/OS XL C/C++ Runtime Library Reference* for an explanation of the system error. If unable to resolve, follow local procedures for reporting problems to IBM.

---

**FOTS1457** `TCP/IP TERMINATED. Will attempt to restart every seconds seconds.`

**Explanation:** TCP/IP has gone down or has not been started yet. `sshd` will sleep for *seconds* seconds, and try again. This message will only be displayed once, not for each restart attempt.

**System action:** The program continues.

**System programmer response:** Wait until `sshd` recognizes the new stack.

---

**FOTS1458** `setibmsockopt SO_EioIfNewTP : error_code`

**Explanation:** The `setibmsockopt()` system call failed.

**System action:** The program continues.

**System programmer response:** Follow local procedures for reporting problems to IBM.

**User response:** Refer to *z/OS XL C/C++ Runtime Library Reference* for an explanation of the system error. If unable to resolve, contact your system programmer.

---

**FOTS1459** `Missing privilege separation directory: chroot_dir`

**Explanation:** The directory used by `sshd` during privilege separation is missing or is not a directory.

**System action:** The program ends.

**System programmer response:** Check that *chroot\_dir* exists and is a directory. It should also be owned by uid 0, and not be group or world-writable.

---

**FOTS1460** `Bad owner or mode for chroot_dir`

**Explanation:** The directory used by `sshd` during privilege separation is not owned by uid 0 or is group or world-writable.

**System action:** The program ends.

**System programmer response:** *chroot\_dir* should also be owned by uid 0, and not be group or world-writable.

---

**FOTS1461**    **Couldn't create pid file "*filename*": system error**

**Explanation:** The sshd pid file *filename* could not be opened. A call to fopen() failed when attempting to open the file. The system error is displayed with this message.

**System action:** The program continues.

**System programmer response:** Refer to *z/OS XL C/C++ Runtime Library Reference* for an explanation of the system error. If unable to resolve, follow local procedures for reporting problems to IBM.

---

**FOTS1462**    **Too many listen sockets. Enlarge MAX\_LISTEN\_SOCKS**

**Explanation:** The number of sockets for which sshd is attempting to listen is greater than what it can currently handle. The current value is 16.

**System action:** The program ends.

**System programmer response:** Verify less than 16 addresses are specified with configuration option ListenAddress.

---

**FOTS1463**    **listen: system error**

**Explanation:** sshd attempted to listen on a port, and a call to listen() failed. The system error is displayed with this message.

**System action:** The program ends.

**System programmer response:** Check the log information for the failing port number. Refer to *z/OS XL C/C++ Runtime Library Reference* for an explanation of the system error. If unable to resolve, follow local procedures for reporting problems to IBM.

---

**FOTS1464**    **Cannot bind any address.**

**Explanation:** sshd was not able to bind to any of the addresses listed by configuration option ListenAddress.

**System action:** The program ends.

**System programmer response:** Check sshd log output for specific bind failures.

---

**FOTS1465**    ***directory* must be owned by root and not group or world-writable.**

**Explanation:** The chroot directory *directory* used by sshd during privilege separation is either not owned by root, or is group or world-writable.

**System action:** The program ends.

**System programmer response:** Check the permissions and ownership of the directory.

---

**FOTS1466**    **do\_connection: *remote\_ip*: *server\_key* *server\_num\_bits* < *host\_key* *host\_num\_bits* + SSH\_KEY\_BITS\_RESERVED *ssh\_key\_bits\_reserved***

**Explanation:** The host key length *host\_num\_bits* and the server key length *server\_num\_bits* should differ by the number of bits specified by *ssh\_key\_bits\_reserved*.

**System action:** The program ends.

**System programmer response:** Invoke **sshd** (using the -b option) with a larger number of bits for the server key.

---

**FOTS1467**    **do\_connection: *remote\_ip*: *host\_key* *host\_num\_bits* < *server\_key* *server\_num\_bits* + SSH\_KEY\_BITS\_RESERVED *ssh\_key\_bits\_reserved***

**Explanation:** The host key length *host\_num\_bits* and the server key length *server\_num\_bits* should differ by the number of bits specified by *ssh\_key\_bits\_reserved*.

**System action:** The program ends.

**System programmer response:** Make the host key and the server key conform to this property.

---

---

**FOTS1468 do\_ssh1\_kex: BN\_new failed**

**Explanation:** During key exchange, a call to the OpenSSL function BN\_new() failed. An internal error has occurred.

**System action:** The program ends.

**System programmer response:** Follow local procedures for handling user authentication timeouts.

---

**FOTS1487 TCP/IP TERMINATED, or new stack started.**

**Explanation:** sshd has received an error which is interpreted as indicating that TCP/IP has terminated or that a new stack has been started. This message is preceded by one or more other messages indicating what error was received. Typically, a call to accept() will have failed with a system error of EIO.

**System action:** The program continues. sshd attempts to reinitialize the sockets for the services in the configuration file. If that fails, sshd attempts to reinitialize the sockets in repeated intervals.

**System programmer response:** Wait until sshd recognizes a new TCP/IP stack.

---

**FOTS1488 too many ports.**

**Explanation:** The sshd -p option was specified more times than it can handle. The maximum number of ports allowed by sshd is 256.

**System action:** The program ends.

**System programmer response:** Reissue sshd with a valid number of ports.

---

**FOTS1489 Bad port number.**

**Explanation:** The port number specified with sshd -p is invalid. It should be a number greater than 0 and less than or equal to 65535.

**System action:** The program ends.

**System programmer response:** Reissue sshd with a valid port number.

---

**FOTS1490 Invalid login grace time.**

**Explanation:** The login grace time specified with sshd -g is invalid.

**System action:** The program ends.

**System programmer response:** See *IBM Ported Tools for z/OS: OpenSSH User's Guide* for more information on sshd -g.

---

**FOTS1491 Invalid key regeneration interval.**

**Explanation:** The key regeneration interval specified with sshd -k is invalid.

**System action:** The program ends.

**System programmer response:** See *IBM Ported Tools for z/OS: OpenSSH User's Guide* for more information on sshd -k.

---

**FOTS1492 too many host keys.**

**Explanation:** The maximum number of host key files and host key ring certificates that can be specified in configuration files or the command line has been exceeded.

**System action:** The program ends.

**System programmer response:** Reissue sshd with a smaller number of host keys. See *IBM Ported Tools for z/OS: OpenSSH User's Guide* for more information on the maximum allowed.

---

**FOTS1493 Invalid utmp length.**

**Explanation:** The length specified with `sshd -u` is larger than what can be stored in the `utmpx` database.

**System action:** The program ends.

**System programmer response:** Reissue `sshd` with a smaller value for the `-u` option.

---

**FOTS1494 Extra argument *argument*.**

**Explanation:** `sshd` was specified with too many arguments.

**System action:** The program ends.

**System programmer response:** Reissue `sshd` with the proper syntax.

---

**FOTS1495 Bad server key size.**

**Explanation:** The number of bits specified for the server key is invalid. The server key bits (controlled by configuration option `ServerKeyBits`) must be between 512 and 32768 inclusive.

**System action:** The program ends.

**System programmer response:** Reissue `sshd` with a valid number of bits for the server key.

---

**FOTS1496 do\_authloop: BN\_new failed**

**Explanation:** During RSA authentication in `sshd`, a call to the OpenSSL function `BN_new()` failed. An internal error has occurred.

**System action:** The program ends.

**System programmer response:** Follow local procedures for reporting problems to IBM.

---

**FOTS1497 INTERNAL ERROR: authenticated invalid user *username***

**Explanation:** The user *username* is not a valid user, but was successfully authenticated.

**System action:** The program ends.

**System programmer response:** Follow local procedures for handling security problems.

---

**FOTS1498 Port of Entry information not retained. uname() failed : *system error***

**Explanation:** A call to `uname()` failed. If there is a system error, it is displayed. Because of this failure, the port of entry information has not been retained. Access to the system by the attempting user may fail.

**System action:** The program continues.

**System programmer response:** Refer to *z/OS XL C/C++ Runtime Library Reference* for an explanation of the system error. If unable to resolve, follow local procedures for reporting problems to IBM.

---

**FOTS1499 Port of Entry information not retained. strtol() failed : *system error***

**Explanation:** A call to `strtol()` failed. If there is a system error, it is displayed with this message. Because of this failure, the port of entry information has not been retained. Access to the system by the attempting user may fail.

**System action:** The program continues.

**System programmer response:** Refer to *z/OS XL C/C++ Runtime Library Reference* for an explanation of the system error. If unable to resolve, follow local procedures for reporting problems to IBM.

---

---

**FOTS1501** **input\_userauth\_request: no authctxt**

**Explanation:** An internal error has occurred.

**System action:** The program ends.

**System programmer response:** Follow local procedures for reporting problems to IBM.

---

**FOTS1502** **INTERNAL ERROR: authenticated invalid user** *user*

**Explanation:** The user *username* is not a valid user, but was successfully authenticated.

**System action:** The program ends.

**System programmer response:** Follow local procedures for handling security problems.

---

**FOTS1503** **\_\_passwd:** *system error*

**Explanation:** A call to `__passwd()` failed. The system error is displayed with this message.

**System action:** The program continues.

**System programmer response:** If unable to resolve, follow local procedures for reporting problems to IBM.

**User response:** Check that you entered the right password. Refer to *z/OS XL C/C++ Runtime Library Reference* for an explanation of the system error. If unable to resolve, contact your system programmer.

---

**FOTS1504** **userauth\_hostbased: cannot decode key:** *keytype*

**Explanation:** During hostbased authentication, `sshd` was unable to decode the public key of type *keytype* which was sent from across the network.

**System action:** The program continues.

**System programmer response:** If unable to resolve, follow local procedures for reporting problems to IBM.

---

**FOTS1505** **userauth\_hostbased: type mismatch for decoded key (received** *keytype1*, **expected** *keytype2*)

**Explanation:** The key `sshd` received across the network declared it's type to be *keytype2*, but was actually *keytype1* when decoded.

**System action:** The program continues.

**System programmer response:** If unable to resolve, follow local procedures for reporting problems to IBM.

---

**FOTS1506** **userauth\_pubkey: cannot decode key:** *keytype*

**Explanation:** During public key authentication, `sshd` was unable to decode the public key of type *keytype* which was sent from across the network.

**System action:** The program continues.

**System programmer response:** If unable to resolve, follow local procedures for reporting problems to IBM.

---

**FOTS1507** **userauth\_pubkey: type mismatch for decoded key (received** *keytype1*, **expected** *keytype2*)

**Explanation:** The key `sshd` received across the network declared it's type to be *keytype2*, but was actually *keytype1* when decoded.

**System action:** The program continues.

**System programmer response:** If unable to resolve, follow local procedures for reporting problems to IBM.

---

**FOTS1508** `get_challenge: numprompts < 1`

**Explanation:** Challenge-response authentication failed because the number of prompts to the user was exceeded.

**System action:** The program ends.

**System programmer response:** If unable to resolve, follow local procedures for reporting problems to IBM.

---

**FOTS1509** `input_userauth_info_response: no authctxt`

**Explanation:** During user authentication, an internal error occurred.

**System action:** The program ends.

**System programmer response:** Follow local procedures for reporting problems to IBM.

---

**FOTS1510** `input_userauth_info_response: no kbdintctxt`

**Explanation:** During user authentication, an internal error occurred.

**System action:** The program ends.

**System programmer response:** Follow local procedures for reporting problems to IBM.

---

**FOTS1511** `input_userauth_info_response: no device`

**Explanation:** During user authentication, an internal error occurred.

**System action:** The program ends.

**System programmer response:** Follow local procedures for reporting problems to IBM.

---

**FOTS1512** `input_userauth_info_response: wrong number of replies`

**Explanation:** During user authentication, an internal error occurred.

**System action:** The program ends.

**System programmer response:** Follow local procedures for reporting problems to IBM.

---

**FOTS1513** `input_userauth_info_response: too many replies`

**Explanation:** During user authentication, an internal error occurred.

**System action:** The program ends.

**System programmer response:** Follow local procedures for reporting problems to IBM.

---

**FOTS1514** `Bugs in auth-options.c option processing.`

**Explanation:** sshd encountered an error while parsing authorization options in the `authorized_keys` file.

**System action:** The program ends.

**System programmer response:** Notify the user of errors in their authorized keys file.

---

**FOTS1529** `auth_rsa_verify_response: RSA modulus too small: bits < minimum minbits bits`

**Explanation:** During RSA authentication, the number of bits *bits* in the key was found to be too small. It needs to be bigger than *minbits*.

**System action:** The program continues.

**System programmer response:** Notify the user their key is too small.

---



---

**FOTS1530** `auth_rsa_generate_challenge: BN_new() failed`

**Explanation:** During RSA authentication in sshd, a call to the OpenSSL function BN\_new() failed. An internal error has occurred.

**System action:** The program ends.

**System programmer response:** Follow local procedures for reporting problems to IBM.

---

**FOTS1531** `auth_rsa_generate_challenge: BN_CTX_new failed`

**Explanation:** During RSA authentication in sshd, a call to the OpenSSL function BN\_CTX\_new() failed. An internal error has occurred.

**System action:** The program ends.

**System programmer response:** Follow local procedures for reporting problems to IBM.

---

**FOTS1532** `auth_rsa_verify_response: bad challenge length length`

**Explanation:** During RSA authentication in sshd, the challenge length was found to be too short. An internal error has occurred.

**System action:** The program ends.

**System programmer response:** Follow local procedures for reporting problems to IBM.

---

**FOTS1533** `auth_rsa_challenge_dialog: BN_new() failed`

**Explanation:** During RSA authentication in sshd, a call to the OpenSSL function BN\_new() failed. An internal error has occurred.

**System action:** The program ends.

**System programmer response:** Follow local procedures for reporting problems to IBM.

---

**FOTS1555** `__tcsetcp() failed: system error`

**Explanation:** A call to \_\_tcsetcp() failed while sshd was trying to set the code set for the master pty. The system error is displayed with this message.

**System action:** The program continues.

**System programmer response:** Refer to *z/OS XL C/C++ Runtime Library Reference* for an explanation of the system error. If unable to resolve, follow local procedures for reporting problems to IBM.

---

**FOTS1556** `ttyname: system error`

**Explanation:** A call to open() failed for *ttyname*. The system error is displayed with this message.

**System action:** The program ends if a pty is required.

**System programmer response:** Follow local procedures for reporting problems to IBM.

**User response:** Refer to *z/OS XL C/C++ Runtime Library Reference* for an explanation of the system error. If unable to resolve, contact your system programmer.

---

**FOTS1557** `chown ttyname 0 0 failed: system error`

**Explanation:** A call to chown() failed while sshd was trying to release the pty and return ownership to uid 0. The system error is displayed with this message.

**System action:** The program continues.

**System programmer response:** Follow local procedures for reporting problems to IBM.

---

**FOTS1558** **chmod** *ttyname* **0666 failed:** *system error*

**Explanation:** A call to chmod() failed while sshd was trying to release the pty and make the permissions 666.

**System action:** The program continues.

**System programmer response:** Follow local procedures for reporting problems to IBM.

---

**FOTS1562** **setsid:** *system error*

**Explanation:** A call to setsid() failed while sshd was trying to make the tty the process controlling tty. The system error is displayed with this message.

**System action:** The program continues.

**System programmer response:** Follow local procedures for reporting problems to IBM.

---

**FOTS1563** **Failed to disconnect from controlling tty.**

**Explanation:** A call to open() failed while sshd was tried to open the controlling tty with O\_RDWR and O\_NOCTTY. The system error is displayed with this message.

**System action:** The program continues.

**System programmer response:** Follow local procedures for reporting problems to IBM.

---

**FOTS1567** **open /dev/tty failed – could not set controlling tty:** *system error*

**Explanation:** A call to open() failed for /dev/tty. The system error is displayed with this message.

**System action:** The program continues.

**System programmer response:** Follow local procedures for reporting problems to IBM.

**User response:** Refer to *z/OS XL C/C++ Runtime Library Reference* for an explanation of the system error. If unable to resolve, contact your system programmer.

---

**FOTS1568** **chown**(*ttyname, userid, groupid*) **failed:** *system error*

**Explanation:** sshd is attempting to change the owner and group of the tty *ttyname* to that of *userid* and *groupid* respectively. The call to chown() failed because the file system is read-only. The current owner of the tty is already that of *userid* or of a superuser.

**System action:** The program continues.

**System programmer response:** Follow local procedures for reporting problems to IBM.

---

**FOTS1569** **chmod**(*ttyname, mode*) **failed:** *system error*

**Explanation:** sshd is attempting to change the permissions of the tty *ttyname* to that of *mode*. The call to chmod() failed because the file system is read-only. The current permissions allow read access for group and other.

**System action:** The program continues.

**System programmer response:** Follow local procedures for reporting problems to IBM.

---

**FOTS1572** **stat**(*ttyname*) **failed:** *system error*

**Explanation:** A call to stat() failed for *ttyname*. The system error is displayed with this message.

**System action:** The program ends.

**System programmer response:** Follow local procedures for reporting problems to IBM.

**User response:** Refer to *z/OS XL C/C++ Runtime Library Reference* for an explanation of the system error. If unable to resolve, contact your system programmer.

---

---

**FOTS1573** **chown(*ttyname*, *userid*, *groupid*) failed:** *system error*

**Explanation:** sshd is attempting to change the owner and group of the tty *ttyname* to that of *userid* and *groupid* respectively. A call to chown() failed. The system error is displayed with this message.

**System action:** The program ends.

**System programmer response:** Refer to *z/OS XL C/C++ Runtime Library Reference* for an explanation of the system error. If unable to resolve, follow local procedures for reporting problems to IBM.

---

**FOTS1574** **chmod(*ttyname*, *mode*) failed:** *system error*

**Explanation:** sshd is attempting to change the permissions of the tty *ttyname* to that of *mode*. The call to chmod() failed. The system error is displayed with this message.

**System action:** The program ends.

**System programmer response:** Refer to *z/OS XL C/C++ Runtime Library Reference* for an explanation of the system error. If unable to resolve, follow local procedures for reporting problems to IBM.

---

**FOTS1575** **login\_get\_lastlog: Cannot find account for uid *uid***

**Explanation:** A call to getpwuid() failed for UID *uid*.

**System action:** The program ends.

**System programmer response:** Verify there is a user account for *uid*. If unable to resolve, follow local procedures for reporting problems to IBM.

---

**FOTS1576** **login\_init\_entry: Cannot find user "*userid*"**

**Explanation:** sshd was unable to find the definition for user id *userid*. A call to getpwuid() failed.

**System action:** The program ends.

**System programmer response:** Refer to *z/OS XL C/C++ Runtime Library Reference* for an explanation of the system error. If unable to resolve, follow local procedures for reporting problems to IBM.

---

**FOTS1577** **This platform does not support both privilege separation and compression**

**Explanation:** The configuration options Compression and UsePrivilegeSeparation were both enabled. IBM z/OS does not support both privilege separation and compression.

**System action:** Compression is disabled and the program continues.

**System programmer response:** Determine if compression is necessary for your network.

---

**FOTS1578** **Compression disabled**

**Explanation:** The configuration options Compression and UsePrivilegeSeparation were both enabled. IBM z/OS does not support both privilege separation and compression, so compression is disabled.

**System action:** The program continues.

**System programmer response:** Determine if compression is necessary for your network.

---

**FOTS1579** *filename*: **line *line number*: Bad configuration option:** *configuration option*

**Explanation:** An option specified in an sshd configuration file is invalid.

**System action:** The program ends.

**System programmer response:** Check *line number* of the sshd configuration file *filename* for the invalid option.

---

**FOTS1581** **bad addr or host:** *address* (system error)

**Explanation:** The sshd daemon failed when trying to get the address information for *address*. The system error is displayed with this message.

**System action:** The program ends.

**User response:** Verify *address* is valid.

---

**FOTS1582** *filename* **line** *line number*: **ports must be specified before ListenAddress.**

**Explanation:** In the sshd configuration file, the Port option was not specified before the ListenAddress option.

**System action:** The program ends.

**System programmer response:** Check *line number* of the sshd configuration file *filename* for the option which caused this error. Change the order of these options in the sshd configuration file and reissue **sshd**.

---

**FOTS1583** *filename* **line** *line number*: **too many ports.**

**Explanation:** The sshd Port option was specified more times than sshd supports. The maximum number of ports allowed by sshd is 256.

**System action:** The program ends.

**System action:** The program ends.

**System programmer response:** Check *line number* of the sshd configuration file *filename* for the Port option which caused this error. Reissue sshd with a valid number of ports.

---

**FOTS1584** *filename* **line** *line number*: **missing port number.**

**Explanation:** The sshd configuration file *filename* has the Port option, but is missing the corresponding port number.

**System action:** The program ends.

**System programmer response:** Check *line number* of the sshd configuration file *filename* for the Port option, add a port number, and reissue sshd.

---

**FOTS1585** *filename* **line** *line number*: **Badly formatted port number.**

**Explanation:** The sshd configuration file *filename* has the Port option, but the corresponding port number has caused a syntax error.

**System action:** The program ends.

**System programmer response:** Check *line number* of the sshd configuration file *filename* for the Port option, correct the port number, and reissue sshd.

---

**FOTS1586** *filename* **line** *line number*: **missing integer value.**

**Explanation:** The sshd configuration file *filename* has a configuration option which expects an integer argument, but the argument is missing.

**System action:** The program ends.

**System programmer response:** Check *line number* of the sshd configuration file *filename* for the failing configuration option, add an integer argument, and reissue **sshd**.

---

**FOTS1587** *filename* **line** *line number*: **missing time value.**

**Explanation:** The sshd configuration file *filename* has a configuration option which expects a time value, but the corresponding time value is missing. Options which expect time values include LoginGraceTime, KeyRegenerationInterval, and ClientAliveInterval.

**System action:** The program ends.

**System programmer response:** Check *line number* of the sshd configuration file *filename* for the failing option, add a time value and reissue sshd.

**FOTS1588** *filename line line number: invalid time value.*

**Explanation:** The sshd configuration file *filename* has a configuration option which expects a time value, but the corresponding time value is invalid. Options which expect time values include LoginGraceTime, KeyRegenerationInterval, and ClientAliveInterval.

**System action:** The program ends.

**System programmer response:** Check *line number* of the sshd configuration file *filename* for the failing option, correct the time value and reissue **sshd**.

**FOTS1589** *filename line line number: missing address*

**Explanation:** The sshd configuration file *filename* has the ListenAddress option, but the corresponding internet address on which to listen is missing.

**System action:** The program ends.

**System programmer response:** Check *line number* of the sshd configuration file *filename* for the ListenAddress option, add an internet address, and reissue **sshd**.

**FOTS1590** *filename line line number: bad ipv6 inet addr usage.*

**Explanation:** The sshd configuration file *filename* has the ListenAddress option. The corresponding ipv6 internet address on which to listen is the wrong syntax. A left-bracket is missing a corresponding right bracket.

**System action:** The program ends.

**System programmer response:** Check *line number* of the sshd configuration file *filename* for the ListenAddress option, correct the internet address, and reissue **sshd**.

**FOTS1591** *filename line line number: bad address:port usage.*

**Explanation:** The sshd configuration file *filename* has the ListenAddress option. The corresponding internet address on which to listen is the wrong syntax. A port number should follow the colon.

**System action:** The program ends.

**System programmer response:** Check *line number* of the sshd configuration file *filename* for the ListenAddress option, correct the internet address, and reissue **sshd**.

**FOTS1592** *filename line line number: bad port number.*

**Explanation:** The port number specified with sshd configuration option ListenAddress is invalid. It should be a number greater than 0 and less than or equal to 65535.

**System action:** The program ends.

**System programmer response:** Check *line number* of the sshd configuration file *filename* for the ListenAddress option, correct the port specification, and reissue **sshd**.

**FOTS1593** *filename line line number: bad inet addr usage.*

**Explanation:** The sshd configuration file *filename* has the ListenAddress option. The corresponding internet address or host on which to listen is the wrong syntax. Invalid data appears where a port specification might be.

**System action:** The program ends.

**System programmer response:** Check *line number* of the sshd configuration file *filename* for the ListenAddress option, correct the port specification, and reissue **sshd**.

**FOTS1594** *filename line line number: too many host keys specified (max hostkeys).*

**Explanation:** The maximum number of host keys and host key ring certificates that can be specified in configuration files or the command line has been exceeded.

**System action:** The program ends.

**System programmer response:** Check *line number* of the sshd configuration file *filename* for the HostKey or HostKeyRingLabel keywords which caused this error. Reissue **sshd** with a valid number of HostKey or HostKeyRingLabel keywords.

---

**FOTS1595** *filename line line number: missing file name.*

**Explanation:** The sshd configuration file *filename* has a configuration option specified which expects a filename argument. The filename argument for this option is missing.

**System action:** The program ends.

**System programmer response:** Check *line number* of the sshd configuration file *filename* for the configuration option which caused this error, and add a filename. Reissue **sshd**.

---

**FOTS1596** *filename line line number: missing yes/without-password/forced-commands-only/no argument.*

**Explanation:** The sshd configuration file *filename* has the PermitRootLogin option specified. The argument for this option is missing.

**System action:** The program ends.

**System programmer response:** Check *line number* of the sshd configuration file *filename* for the PermitRootLogin option which caused this error, and add an argument. Reissue **sshd**.

---

**FOTS1597** *filename line line number: Bad yes/without-password/forced-commands-only/no argument: arg*

**Explanation:** The sshd configuration file *filename* has the PermitRootLogin option specified. The argument *arg* for this option is invalid.

**System action:** The program ends.

**System programmer response:** Check *line number* of the sshd configuration file *filename* for the PermitRootLogin option which caused this error, and correct the argument. Reissue **sshd**.

---

**FOTS1598** *filename line line number: missing yes/no argument.*

**Explanation:** The sshd configuration file *filename* has a configuration option specified which expects a yes/no argument. The argument for this option is missing.

**System action:** The program ends.

**System programmer response:** Check *line number* of the sshd configuration file *filename* for the configuration option which caused this error, and add an argument. Reissue **sshd**.

---

**FOTS1599** *filename line line number: Bad yes/no argument: arg*

**Explanation:** The sshd configuration file *filename* has a configuration option specified which expects a yes/no argument. The argument *arg* for this option is invalid.

**System action:** The program ends.

**System programmer response:** Check *line number* of the sshd configuration file *filename* for the configuration option which caused this error, and correct the argument. Reissue **sshd**.

---

---

**FOTS1601** *filename* **line** *line number*: **unsupported log facility 'arg'**

**Explanation:** The sshd configuration file *filename* has the SyslogFacility option specified. The argument *arg* for this option is invalid.

**System action:** The program ends.

**System programmer response:** Check *line number* of the sshd configuration file *filename* for the SyslogFacility option which caused this error, and correct the argument. Reissue **sshd**.

---

**FOTS1602** *filename* **line** *line number*: **unsupported log level 'arg'**

**Explanation:** The sshd configuration file *filename* has the LogLevel option specified. The argument *arg* for this option is invalid.

**System action:** The program ends.

**System programmer response:** Check *line number* of the sshd configuration file *filename* for the LogLevel option which caused this error, and correct the argument. Reissue **sshd**.

---

**FOTS1603** *filename* **line** *line number*: **too many allow users.**

**Explanation:** The sshd AllowUsers option was specified more times than sshd supports. The maximum number of AllowUsers specifications allowed by sshd is 256.

**System action:** The program ends.

**System programmer response:** Check *line number* of the sshd configuration file *filename* for the AllowUsers option which caused this error. Reissue **sshd** with a valid number of AllowUsers options.

---

**FOTS1604** *filename* **line** *line number*: **too many deny users.**

**Explanation:** The sshd DenyUsers option was specified more times than sshd supports. The maximum number of DenyUsers specifications allowed by sshd is 256.

**System action:** The program ends.

**System programmer response:** Check *line number* of the sshd configuration file *filename* for the DenyUsers option which caused this error. Reissue **sshd** with a valid number of DenyUsers options.

---

**FOTS1605** *filename* **line** *line number*: **too many allow groups.**

**Explanation:** The sshd AllowGroups option was specified more times than sshd supports. The maximum number of AllowGroups specifications allowed by sshd is 256.

**System action:** The program ends.

**System programmer response:** Check *line number* of the sshd configuration file *filename* for the AllowGroups option which caused this error. Reissue **sshd** with a valid number of AllowGroups options.

---

**FOTS1606** *filename* **line** *line number*: **too many deny groups.**

**Explanation:** The sshd DenyGroups option was specified more times than sshd supports. The maximum number of DenyGroups specifications allowed by sshd is 256.

**System action:** The program ends.

**System programmer response:** Check *line number* of the sshd configuration file *filename* for the DenyGroups option which caused this error. Reissue **sshd** with a valid number of DenyGroups options.

---

**FOTS1607** *filename* **line** *line number*: **Missing argument.**

**Explanation:** The sshd configuration file *filename* has the Ciphers, MACs, or Protocol option specified. The argument for this option is missing.

**System action:** The program ends.

## FOTS1608 • FOTS1614

**System programmer response:** Check *line number* of the sshd configuration file *filename* for the option which caused this error, and add an argument. Reissue **sshd**.

---

**FOTS1608** *filename* **line** *line number*: **Bad SSH2 cipher spec 'arg'**.

**Explanation:** The sshd configuration file *filename* has the Ciphers option specified. The argument *arg* for this option is invalid.

**System action:** The program ends.

**System programmer response:** Check *line number* of the sshd configuration file *filename* for the Ciphers option which caused this error, and correct the argument. Reissue **sshd**.

---

**FOTS1610** *filename* **line** *line number*: **Bad SSH2 mac spec 'arg'**.

**Explanation:** The sshd configuration file *filename* has the MACs option specified. The argument *arg* for this option is invalid.

**System action:** The program ends.

**System programmer response:** Check *line number* of the sshd configuration file *filename* for the MACs option which caused this error, and correct the argument. Reissue **sshd**.

---

**FOTS1611** *filename* : *message*

**Explanation:** A call to fopen() failed on file *filename*. The system error is displayed with this message.

**System action:** The program ends.

**System programmer response:** Follow local procedures for reporting problems to IBM.

**User response:** Refer to *z/OS XL C/C++ Runtime Library Reference* for an explanation of the system error. If unable to resolve, contact your system programmer.

---

**FOTS1612** *filename* **line** *line number*: **Bad protocol spec 'arg'**.

**Explanation:** The sshd configuration file *filename* has the Protocol option specified. The argument *arg* for this option is invalid.

**System action:** The program ends.

**System programmer response:** Check *line number* of the sshd configuration file *filename* for the Protocol option which caused this error, and correct the argument. Reissue **sshd**.

---

**FOTS1613** *filename* **line** *line number*: **too many subsystems defined.**

**Explanation:** The sshd Subsystem option was specified more times than sshd supports. The maximum number of Subsystem specifications allowed by sshd is 256.

**System action:** The program ends.

**System programmer response:** Check *line number* of the sshd configuration file *filename* for the Subsystem option which caused this error. Reissue sshd with a valid number of Subsystem options.

---

**FOTS1614** *filename* **line** *line number*: **Missing subsystem name.**

**Explanation:** The sshd configuration file *filename* has the Subsystem option specified. The argument for this option is missing.

**System action:** The program ends.

**System programmer response:** Check *line number* of the sshd configuration file *filename* for the option which caused this error, and add an argument. Reissue **sshd**.

---



---

**FOTS1615** *filename* **line** *line number*: **Subsystem 'name' already defined.**

**Explanation:** The sshd configuration file *filename* has the Subsystem option specified. The subsystem *name* is already defined.

**System action:** The program ends.

**System programmer response:** Check *line number* of the sshd configuration file *filename* for the Subsystem option which caused the error.

---

**FOTS1616** *filename* **line** *line number*: **Missing subsystem command.**

**Explanation:** The sshd configuration file *filename* has the Subsystem option specified. The command argument for this option is missing.

**System action:** The program ends.

**System programmer response:** Check *line number* of the sshd configuration file *filename* for the Subsystem option which caused the error.

---

**FOTS1617** *filename* **line** *line number*: **Missing MaxStartups spec.**

**Explanation:** The sshd configuration file *filename* has the MaxStartups option specified. The argument for this option is missing.

**System action:** The program ends.

**System programmer response:** Check *line number* of the sshd configuration file *filename* for the option which caused this error, and add an argument. Reissue **sshd**.

---

**FOTS1618** *filename* **line** *line number*: **Illegal MaxStartups spec.**

**Explanation:** The sshd configuration file *filename* has the MaxStartups option specified. The argument *arg* for this option is invalid.

**System action:** The program ends.

**System programmer response:** Check *line number* of the sshd configuration file *filename* for the MaxStartups option which caused this error, and correct the argument. Reissue **sshd**.

---

**FOTS1619** **server\_input\_global\_request: no/invalid user**

**Explanation:** An internal error has occurred.

**System action:** The program ends.

**System programmer response:** Follow local procedures for reporting problems to IBM.

---

**FOTS1620** *filename* **line** *line number*: **Missing handler for opcode *arg* (*opcode*)**

**Explanation:** An internal error has occurred.

**System action:** The program ends.

**System programmer response:** Follow local procedures for reporting problems to IBM.

---

**FOTS1621** *filename* **line** *line number*: **garbage at end of line; "arg".**

**Explanation:** The sshd configuration file *filename* contains the invalid data *arg*.

**System action:** The program ends.

**System programmer response:** Check *line number* of the sshd configuration file *filename* for the data which caused this error, and correct the argument. Reissue **sshd**.

---

**FOTS1622** *filename: terminating, options bad configuration options*

**Explanation:** sshd encountered too many bad configuration options in *filename*.

**System action:** The program ends.

**System programmer response:** Check the sshd configuration file *filename* for the data which caused this error, and correct the argument. Reissue **sshd**.

---

**FOTS1623** **pipe(notify\_pipe) failed** *system error*

**Explanation:** A call to pipe() failed. The system error is displayed with this message.

**System action:** The program continues.

**System programmer response:** Refer to *z/OS XL C/C++ Runtime Library Reference* for an explanation of the system error. If unable to resolve, contact your system programmer. Follow local procedures for reporting problems to IBM.

---

**FOTS1624** **fcntl(notify\_pipe, F\_SETFD) failed** *system error*

**Explanation:** A call to fcntl() failed. The system error is displayed with this message.

**System action:** The program continues.

**System programmer response:** Refer to *z/OS XL C/C++ Runtime Library Reference* for an explanation of the system error. If unable to resolve, contact your system programmer. Follow local procedures for reporting problems to IBM.

---

**FOTS1625** **select:** *system error*

**Explanation:** A call to select() failed. The system error is displayed with this message.

**System action:** The program continues.

**System programmer response:** Refer to *z/OS XL C/C++ Runtime Library Reference* for an explanation of the system error. If unable to resolve, contact your system programmer. Follow local procedures for reporting problems to IBM.

---

**FOTS1626** **Strange, wait returned pid *pid1*, expected *pid2***

**Explanation:** A call to waitpid() returned *pid1* but sshd expected *pid2*.

**System action:** The program continues.

**System programmer response:** Follow local procedures for reporting problems to IBM.

---

**FOTS1627** **server\_input\_global\_request: no user**

**Explanation:** An internal error has occurred.

**System action:** The program ends.

**System programmer response:** Follow local procedures for reporting problems to IBM.

---

**FOTS1628** **authentication forwarding requested twice.**

**Explanation:** The remote ssh client has requested agent forwarding twice.

**System action:** The program continues.

**System programmer response:** Follow local procedures for handling multiple agent forwarding requests.

---

**FOTS1629** **setuid failed:** *system error*

**Explanation:** A call to setuid() failed while sshd was trying to create a new session and process group. The system error is displayed with this message.

**System action:** The program continues.

**System programmer response:** Refer to *z/OS XL C/C++ Runtime Library Reference* for an explanation of the system error.

error. If unable to resolve, contact your system programmer. Follow local procedures for reporting problems to IBM.

**FOTS1630** **dup2 stdin:** *system error*

**Explanation:** A call to dup2() failed for stdin. The system error is displayed with this message.

**System action:** The program continues.

**System programmer response:** Refer to *z/OS XL C/C++ Runtime Library Reference* for an explanation of the system error. If unable to resolve, contact your system programmer. Follow local procedures for reporting problems to IBM.

**FOTS1631** **dup2 stdout:** *system error*

**Explanation:** A call to dup2() failed for stdout. The system error is displayed with this message.

**System action:** The program continues.

**System programmer response:** Refer to *z/OS XL C/C++ Runtime Library Reference* for an explanation of the system error. If unable to resolve, contact your system programmer. Follow local procedures for reporting problems to IBM.

**FOTS1632** **dup2 stderr:** *system error*

**Explanation:** A call to dup2() failed for stderr. The system error is displayed with this message.

**System action:** The program continues.

**System programmer response:** Refer to *z/OS XL C/C++ Runtime Library Reference* for an explanation of the system error. If unable to resolve, contact your system programmer. Follow local procedures for reporting problems to IBM.

**FOTS1633** **passwd**

**Explanation:** A attempt to exec the passwd utility failed. The system error is displayed with this message.

**System action:** The program ends.

**System programmer response:** Refer to *z/OS XL C/C++ Runtime Library Reference* for an explanation of the system error. If unable to resolve, contact your system programmer. Follow local procedures for reporting problems to IBM.

**FOTS1634** **setlogin failed:** *system error*

**Explanation:** A call to setlogin() failed. The system error is displayed with this message.

**System action:** The program continues.

**System programmer response:** Refer to *z/OS XL C/C++ Runtime Library Reference* for an explanation of the system error. If unable to resolve, contact your system programmer. Follow local procedures for reporting problems to IBM.

**FOTS1635** **no more sessions**

**Explanation:** Too many session channels were attempted to be opened in sshd. The maximum number of session channels allowed by sshd is 10.

**System action:** The program continues.

**System programmer response:** Follow local procedures for reporting problems to IBM.

**FOTS1636** **session\_by\_pid:** *unknown pid pid*

**Explanation:** ssh attempted to get a session id from the pid number *pid*.

**System action:** The program continues.

**System programmer response:** Follow local procedures for reporting problems to IBM.

**FOTS1637 session\_pty\_req: session *sessionid* alloc failed**

**Explanation:** While sshd was requesting a pty for the session *sessionid*, a pty could not be allocated.

**System action:** The program continues.

**System programmer response:** Follow local procedures for reporting problems to IBM.

---

**FOTS1638 subsystem: cannot stat *command*: system error**

**Explanation:** While sshd was attempting to run a subsystem, the command for the subsystem failed. Specifically, a call to stat() failed for the command. The system error is displayed with this message.

**System action:** The program continues.

**System programmer response:** Verify that the command specified for the subsystem (in the sshd configuration file) is in the search order specified by PATH. Refer to *z/OS XL C/C++ Runtime Library Reference* for an explanation of the system error. If unable to resolve, contact your system programmer. Follow local procedures for reporting problems to IBM.

---

**FOTS1639 session\_pty\_cleanup: no session**

**Explanation:** An internal error has occurred.

**System action:** The program ends.

**System programmer response:** Follow local procedures for reporting problems to IBM.

---

**FOTS1640 close(s->ptymaster/*ptynum*): system error**

**Explanation:** While sshd was attempting to close the pty, a call to close() failed. The system error is displayed with this message.

**System action:** The program continues.

**System programmer response:** Refer to *z/OS XL C/C++ Runtime Library Reference* for an explanation of the system error. If unable to resolve, contact your system programmer. Follow local procedures for reporting problems to IBM.

---

**FOTS1641 no user for session *sessionid***

**Explanation:** sshd cannot find a user associated with session *sessionid*.

**System action:** The program continues.

**System programmer response:** Follow local procedures for reporting problems to IBM.

---

**FOTS1642 Can't get IP address for X11 DISPLAY.**

**Explanation:** While ssh was attempting to set up X11 forwarding, a call to gethostbyname() failed.

**System action:** The program ends.

**System programmer response:** Refer to *z/OS XL C/C++ Runtime Library Reference* for an explanation of the system error. If unable to resolve, contact your system programmer. Follow local procedures for reporting problems to IBM.

---

**FOTS1643 dup2 stdin**

**Explanation:** A call to dup2() failed for stdin. The system error is displayed with this message.

**System action:** The program continues.

**System programmer response:** Refer to *z/OS XL C/C++ Runtime Library Reference* for an explanation of the system error. If unable to resolve, contact your system programmer. Follow local procedures for reporting problems to IBM.

---

---

**FOTS1644 dup2 stdout**

**Explanation:** A call to dup2() failed for stdout. The system error is displayed with this message.

**System action:** The program continues.

**System programmer response:** Refer to *z/OS XL C/C++ Runtime Library Reference* for an explanation of the system error. If unable to resolve, contact your system programmer.

---

**FOTS1645 dup2 stderr**

**Explanation:** A call to dup2() failed for stderr. The system error is displayed with this message.

**System action:** The program continues.

**System programmer response:** Refer to *z/OS XL C/C++ Runtime Library Reference* for an explanation of the system error. If unable to resolve, contact

---

**FOTS1646 shell\_program : message**

**Explanation:** Internal error.

**System action:** The program ends.

**System programmer response:** Follow local procedures for reporting problems to IBM.

**User response:** Contact your system programmer to report the problem.

---

**FOTS1647 shell\_program : message**

**Explanation:** A call to execve() failed on executing *shell\_program*. The system error is displayed with this message.

**System action:** The program ends.

**System programmer response:** Follow local procedures for reporting problems to IBM.

**User response:** Refer to *z/OS XL C/C++ Runtime Library Reference* for an explanation of the system error. If unable to resolve, contact your system programmer.

---

**FOTS1650 setgid**

**Explanation:** A call to setgid() failed. The system error is displayed with this message.

**System action:** The program ends.

**System programmer response:** Refer to *z/OS XL C/C++ Runtime Library Reference* for an explanation of the system error. If unable to resolve, contact

---

**FOTS1651 initgroups**

**Explanation:** A call to initgroups() failed. The system error is displayed with this message.

**System action:** The program ends.

**System programmer response:** Refer to *z/OS XL C/C++ Runtime Library Reference* for an explanation of the system error. If unable to resolve, contact

---

**FOTS1652 login**

**Explanation:** An error occurred while sshd tried to execute the login program. A call to execl() failed. The system error is displayed with this message.

**System action:** The program ends.

**System programmer response:** Follow local procedures for reporting problems to IBM.

---

**FOTS1657** `do_exec_no_pty: no session`

**Explanation:** An internal error occurred while sshd was attempting to execute a command with no tty.

**System action:** The program ends.

**System programmer response:** Follow local procedures for reporting problems to IBM.

---

**FOTS1658** `do_exec_pty: no session`

**Explanation:** An internal error occurred while sshd was attempting to execute a command with a tty.

**System action:** The program ends.

**System programmer response:** Follow local procedures for reporting problems to IBM.

---

**FOTS1659** `child_set_env: too many env vars, skipping: varname`

**Explanation:** sshd could not set the environment variable *varname* because the maximum allowed (1000) to be set has been reached.

**System action:** The program ends.

**System programmer response:** Follow local procedures for reporting problems to IBM.

---

**FOTS1660** `Too many lines in environment file filename`

**Explanation:** sshd failed while reading the user's environment file because the file has exceeded the maximum number of lines (1000) supported by sshd.

**System action:** The program ends.

**System programmer response:** Follow local procedures for reporting problems to IBM.

---

**FOTS1661** `Failed to set uids to uid.`

**Explanation:** sshd failed to set the uid of the process to *uid*.

**System action:** The program ends.

**System programmer response:** Follow local procedures for reporting problems to IBM.

---

**FOTS1662** `no user for session sessionid`

**Explanation:** sshd could not find a user id associated with the session *sessionid*. An internal error has occurred.

**System action:** The program ends.

**System programmer response:** Follow local procedures for reporting problems to IBM.

---

**FOTS1663** `child_set_env: too many env vars`

**Explanation:** sshd could not set an environment variable because the maximum allowed (1000) to be set has been reached.

**System action:** The program ends.

**System programmer response:** Follow local procedures for reporting problems to IBM.

---

**FOTS1664** `session_set_fds: called for proto != 2.0`

**Explanation:** An internal error has occurred.

**System action:** The program ends.

**System programmer response:** Follow local procedures for reporting problems to IBM.

---

---

**FOTS1665**    **no channel for session** *sessionid*

**Explanation:** An internal error has occurred.

**System action:** The program ends.

**System programmer response:** Follow local procedures for reporting problems to IBM.

---

**FOTS1666**    **session\_exit\_message: session** *sessionid*: **no channel** *channel*

**Explanation:** An internal error has occurred.

**System action:** The program ends.

**System programmer response:** Follow local procedures for reporting problems to IBM.

---

**FOTS1667**    **gethostname:** *system error*

**Explanation:** A call to gethostname() failed. The system error is displayed with this message.

**System action:** The program ends.

**System programmer response:** Follow local procedures for reporting problems to IBM.

---

**FOTS1668**    **WARNING: Your password has expired.**

**Explanation:** Your password has expired. You will be prompted to change it.

**System action:** The program ends.

**User response:** Enter your new password, and login again.

---

**FOTS1669**    **Password change required but no TTY available.**

**Explanation:** Your password has expired, but your session does not have a tty available from which to read the password.

**System action:** The program ends.

**User response:** Run a ssh session with a tty allocated, then change your password.

---

**FOTS1671**    **Bad line** *line number* **in** *filename*

**Explanation:** sshd failed while reading the user's environment file because it encountered a line with an invalid syntax.

**System action:** The program continues.

**System programmer response:** Notify the user their environment file has a syntax error on line *line number*.

---

**FOTS1675**    **Could not run** *filename*

**Explanation:** While sshd was running the user's startup files, a call to popen() failed while attempting to run *filename*.

**System action:** The program continues.

**System programmer response:** Follow local procedures for reporting problems to IBM.

---

**FOTS1679**    **Could not run** *command*

**Explanation:** While sshd was running the user's startup files, a call to popen() failed while attempting to run *command*.

**System action:** The program continues.

**System programmer response:** Follow local procedures for reporting problems to IBM.

---

**FOTS1681** Could not chdir to home directory *dir*: system error

**Explanation:** A call to chdir() failed while sshd was attempting to change to the user's home directory *dir*.

**System action:** The program continues.

**System programmer response:** Follow local procedures for reporting problems to IBM.

---

**FOTS1687** mm\_make\_entry(*address*): double address pointer->address2(*size*)

**Explanation:** An internal error has occurred.

**System action:** The program ends.

**System programmer response:** Follow local procedures for reporting problems to IBM.

---

**FOTS1688** mmap(*size*): system error

**Explanation:** While sshd was attempting to create a shared memory space, a call to mmap() failed. The system error is displayed with this message.

**System action:** The program ends.

**System programmer response:** Refer to *z/OS XL C/C++ Runtime Library Reference* for an explanation of the system error. If unable to resolve, follow local procedures for reporting problems to IBM.

---

**FOTS1689** munmap(*address, size*): system error

**Explanation:** While sshd was attempting to create a shared memory space, a call to munmap() failed. The system error is displayed with this message.

**System action:** The program ends.

**System programmer response:** Refer to *z/OS XL C/C++ Runtime Library Reference* for an explanation of the system error. If unable to resolve, follow local procedures for reporting problems to IBM.

---

**FOTS1690** mm\_memvalid: address too large: *address*

**Explanation:** An internal error has occurred.

**System action:** The program ends.

**System programmer response:** Follow local procedures for reporting problems to IBM.

---

**FOTS1691** function: mm\_malloc(*size*)

**Explanation:** An internal error has occurred.

**System action:** The program ends.

**System programmer response:** Follow local procedures for reporting problems to IBM.

---

**FOTS1692** mm\_malloc: try to allocate 0 space

**Explanation:** An internal error has occurred.

**System action:** The program ends.

**System programmer response:** Follow local procedures for reporting problems to IBM.

---

**FOTS1693** mm\_malloc: size too big

**Explanation:** An internal error has occurred.

**System action:** The program ends.

**System programmer response:** Follow local procedures for reporting problems to IBM.

---



---

**FOTS1694** `mm_free(address1): can not find address2`

**Explanation:** An internal error has occurred.

**System action:** The program ends.

**System programmer response:** Follow local procedures for reporting problems to IBM.

---

**FOTS1695** `mm_free(address1): double address address2`

**Explanation:** An internal error has occurred.

**System action:** The program ends.

**System programmer response:** Follow local procedures for reporting problems to IBM.

---

**FOTS1696** `mm_free: memory corruption: addr1(size) > addr2`

**Explanation:** An internal error has occurred.

**System action:** The program ends.

**System programmer response:** Follow local procedures for reporting problems to IBM.

---

**FOTS1697** `mm_free: memory corruption: addr1 < addr2(size)`

**Explanation:** An internal error has occurred.

**System action:** The program ends.

**System programmer response:** Follow local procedures for reporting problems to IBM.

---

**FOTS1698** `mm_memvalid: address too small: address`

**Explanation:** An internal error has occurred.

**System action:** The program ends.

**System programmer response:** Follow local procedures for reporting problems to IBM.

---

**FOTS1699** `mm_memvalid: end < address: address1 < address2`

**Explanation:** An internal error has occurred.

**System action:** The program ends.

**System programmer response:** Follow local procedures for reporting problems to IBM.

---

**FOTS1702** `function: fd0 file_descriptor != 0`

**Explanation:** open() system call on /dev/null did not return 0.

**System action:** The program continues.

**System programmer response:** Follow local procedures for reporting problems to IBM.

**User response:** Contact your system programmer to report the problem.

---

**FOTS1703** `function: unexpected authentication from reqtype`

**Explanation:** Internal error.

**System action:** The program ends.

**System programmer response:** Follow local procedures for reporting problems to IBM.

**User response:** Contact your system programmer to report the problem.

---

**FOTS1704** *function: authenticated invalid user*

**Explanation:** Internal error.

**System action:** The program ends.

**System programmer response:** Follow local procedures for reporting problems to IBM.

**User response:** Contact your system programmer to report the problem.

---

**FOTS1705** *function: unpermitted request type*

**Explanation:** Internal error.

**System action:** The program ends.

**System programmer response:** Follow local procedures for reporting problems to IBM.

**User response:** Contact your system programmer to report the problem.

---

**FOTS1706** *function: unsupported request: type*

**Explanation:** Internal error.

**System action:** The program ends.

**System programmer response:** Follow local procedures for reporting problems to IBM.

**User response:** Contact your system programmer to report the problem.

---

**FOTS1707** *function: bad parameters: min want max*

**Explanation:** Internal error.

**System action:** The program ends.

**System programmer response:** Follow local procedures for reporting problems to IBM.

**User response:** Contact your system programmer to report the problem.

---

**FOTS1708** *function: data length incorrect: data\_len*

**Explanation:** Internal error.

**System action:** The program ends.

**System programmer response:** Follow local procedures for reporting problems to IBM.

**User response:** Contact your system programmer to report the problem.

---

**FOTS1709** *function: no hostkey from index keyid*

**Explanation:** Internal error

**System action:** The program ends.

**System programmer response:** Follow local procedures for reporting problems to IBM.

**User response:** Contact your system programmer to report the problem.

---

**FOTS1710** *function: key\_sign failed*

**Explanation:** Internal error.

**System action:** The program ends.

**System programmer response:** Follow local procedures for reporting problems to IBM.

**User response:** Contact your system programmer to report the problem.

---

---

**FOTS1711** *function: multiple attempts for getpwnam*

**Explanation:** Internal error.

**System action:** The program ends.

**System programmer response:** Follow local procedures for reporting problems to IBM.

**User response:** Contact your system programmer to report the problem.

---

**FOTS1712** *function: no bsd auth session*

**Explanation:** Internal error.

**System action:** The program ends.

**System programmer response:** Follow local procedures for reporting problems to IBM.

**User response:** Contact your system programmer to report the problem.

---

**FOTS1713** *function: key type and protocol mismatch*

**Explanation:** Key type does not match protocol being used.

**System action:** The program ends.

**System programmer response:** Follow local procedures for reporting problems to IBM.

**User response:** Verify key is correct type. If error persists contact your system programmer to report the problem.

---

**FOTS1714** *function: unknown key type type*

**Explanation:** Unknown key type.

**System action:** The program ends.

**System programmer response:** Follow local procedures for reporting problems to IBM.

**User response:** Verify key type. If error persists contact your system programmer to report the problem.

---

**FOTS1715** *function: bad key, not previously allowed*

**Explanation:** Bad key.

**System action:** The program ends.

**System programmer response:** Follow local procedures for reporting problems to IBM.

**User response:** Verify key is correct. If error persists contact your system programmer to report the problem.

---

**FOTS1716** *function: bad public key blob*

**Explanation:** Public key data is bad.

**System action:** The program ends.

**System programmer response:** Follow local procedures for reporting problems to IBM.

**User response:** Verify public key file is correct. If error persists contact your system programmer to report the problem.

---

**FOTS1717** *function: bad signature data blob*

**Explanation:** Key signature data is bad.

**System action:** The program ends.

**System programmer response:** Follow local procedures for reporting problems to IBM.

**User response:** Verify key file is correct. If error persists contact your system programmer to report the problem.

---

**FOTS1718** *function: dup2*

**Explanation:** dup2() system call failed.

**System action:** The program ends.

**System programmer response:** Follow local procedures for reporting problems to IBM.

**User response:** Refer to *z/OS XL C/C++ Runtime Library Reference* for an explanation of the system error. If unable to resolve, contact your system programmer.

---

**FOTS1719** *function: open(/dev/null): error\_message*

**Explanation:** open() system call failed.

**System action:** The program ends.

**System programmer response:** Follow local procedures for reporting problems to IBM.

**User response:** Refer to *z/OS XL C/C++ Runtime Library Reference* for an explanation of the system error. If unable to resolve, contact your system programmer.

---

**FOTS1720** *function: BN\_new*

**Explanation:** Internal error.

**System action:** The program ends.

**System programmer response:** Follow local procedures for reporting problems to IBM.

**User response:** Contact your system programmer to report the problem.

---

**FOTS1721** *function: bad ssh1 session id*

**Explanation:** Internal error.

**System action:** The program ends.

**System programmer response:** Follow local procedures for reporting problems to IBM.

**User response:** Contact your system programmer to report the problem.

---

**FOTS1723** *function: key\_to\_blob failed*

**Explanation:** Key error.

**System action:** The program ends.

**System programmer response:** Follow local procedures for reporting problems to IBM.

**User response:** Verify key file is correct. If error persists contact your system programmer to report the problem.

---

**FOTS1724** *function: authctxt not valid*

**Explanation:** Internal error.

**System action:** The program ends.

**System programmer response:** Follow local procedures for reporting problems to IBM.

**User response:** Contact your system programmer to report the problem.

---

**FOTS1725** *function: bad key, not previously allowed*

**Explanation:** Key error.

**System action:** The program ends.

**System programmer response:** Follow local procedures for reporting problems to IBM.

**User response:** Verify key file is correct. If error persists contact your system programmer to report the problem.

---

**FOTS1726** *function: key type mismatch*

**Explanation:** Key error.

**System action:** The program ends.

**System programmer response:** Follow local procedures for reporting problems to IBM.

**User response:** Verify key file is correct. If error persists contact your system programmer to report the problem.

---

**FOTS1727** *function: received bad key*

**Explanation:** Key error.

**System action:** The program ends.

**System programmer response:** Follow local procedures for reporting problems to IBM.

**User response:** Verify key file is correct. If error persists contact your system programmer to report the problem.

---

**FOTS1729** *function: no ssh1\_challenge*

**Explanation:** Internal error.

**System action:** The program ends.

**System programmer response:** Follow local procedures for reporting problems to IBM.

**User response:** Contact your system programmer to report the problem.

---

**FOTS1730** *ssh-keysign not enabled in filename*

**Explanation:** EnableSSHKeysign is not enabled in the ssh configuration file *filename*.

**System action:** The program ends.

**User response:** Change the ssh configuration file to enable EnableSSHKeysign.

---

**FOTS1731** *ssh\_msg\_send failed*

**Explanation:** A read or write failed during ssh-keysign processing.

**System action:** The program ends.

**User response:** Follow local procedures for reporting problems to IBM.

---

**FOTS1733** *function: received bad response to challenge*

**Explanation:** Communication error.

**System action:** The program ends.

**System programmer response:** Follow local procedures for reporting problems to IBM.

**User response:** Verify connectivity and remote host status. If error persists contact your system programmer to report the problem.

---

**FOTS1734** *function: auth too large*

**Explanation:** Communication error.

**System action:** The program ends.

**System programmer response:** Follow local procedures for reporting problems to IBM.

**User response:** Verify connectivity and remote host status. If error persists contact your system programmer to report the problem.

---

**FOTS1735** *mm\_get\_get*: **internal error: bad session id**

**Explanation:** Internal error.

**System action:** The program ends.

**System programmer response:** Follow local procedures for reporting problems to IBM.

**User response:** Contact your system programmer to report the problem.

---

**FOTS1736** *function*: **bad request size**

**Explanation:** Communication error.

**System action:** The program ends.

**System programmer response:** Follow local procedures for reporting problems to IBM.

**User response:** Verify connectivity and remote host status. If error persists contact your system programmer to report the problem.

---

**FOTS1738** *function*: **mm\_zalloc(ncount, size)**

**Explanation:** Internal error.

**System action:** The program ends.

**System programmer response:** Follow local procedures for reporting problems to IBM.

**User response:** Contact your system programmer to report the problem.

---

**FOTS1739** *fcntl(file\_descriptor, F\_SETFD)*

**Explanation:** The fcntl() system call failed.

**System action:** The program ends.

**System programmer response:** Follow local procedures for reporting problems to IBM.

**User response:** Contact your system programmer.

---

**FOTS1740** *function*: **socketpair**

**Explanation:** socketpair() system call failed.

**System action:** The program ends.

**System programmer response:** Follow local procedures for reporting problems to IBM.

**User response:** Refer to *z/OS XL C/C++ Runtime Library Reference* for an explanation of the system error. If unable to resolve, contact your system programmer.

---

**FOTS1742** *filename*: **skipping, filename contains a newline**

**Explanation:** Filename contains a newline character.

**System action:** The command continues.

**User response:** Verify that the filename specified is correct.

---

**FOTS1743** *pipe*: **error\_message**

**Explanation:** pipe() system call failed.

**System action:** The command ends.

**System programmer response:** Follow local procedures for reporting problems to IBM.

**User response:** Refer to *z/OS XL C/C++ Runtime Library Reference* for an explanation of the system error. If unable to resolve, contact your system programmer.

---

---

**FOTS1744** *filename: error\_message*

**Explanation:** A file operation failed on the specified file.

**System action:** The command continues.

**System programmer response:** If specified file does not appear to have any problems, follow local procedures for reporting the problem to IBM.

**User response:** Verify that the file exists and has proper access permissions. If error persists contact your system programmer.

---

**FOTS1745** **unknown user** *userid*

**Explanation:** getpwuid() system call failed to return a user.

**System action:** The command ends.

**User response:** Verify that the specify user exists.

---

**FOTS1748** *pathname: not a regular file*

**Explanation:** File specified is not a regular file.

**System action:** The command continues.

**User response:** Only specify regular files.

---

**FOTS1750** *namelfilename: name too long*

**Explanation:** Filename is too long.

**System action:** The command continues.

**User response:** Specify a filename less than 1100 characters long.

---

**FOTS1753** **ambiguous target**

**Explanation:** Target specified on the command line is ambiguous.

**System action:** The command ends.

**User response:** Specify a nonambiguous target.

---

**FOTS1754** *message*

**Explanation:** Connection error.

**System action:** The program ends.

**System programmer response:** Follow local procedures for reporting problems to IBM.

**User response:** Verify connection and remote host status. If error persists contact your system programmer to report the problem.

---

**FOTS1755** *user name: invalid user name*

**Explanation:** Invalid user name specified.

**System action:** The program continues.

**User response:** Specify a valid username.

---

## FOTS1756 • FOTS1762

---

### FOTS1756 RSA\_blinding\_on failed

**Explanation:** Internal error.

**System action:** The program continues.

**System programmer response:** Follow local procedures for reporting problems to IBM.

**User response:** Contact your system programmer to report the problem.

---

### FOTS1757 Hostbased authentication not enabled in *config\_file*

**Explanation:** The user attempted Hostbased authentication, but it is not enabled.

**System action:** The program ends.

**User response:** Enable host based authentication in configuration file.

---

### FOTS1758 could not open any host key

**Explanation:** Could not open any host keys.

**System action:** The program ends.

**User response:** Verify that host keys exist, and that access permissions are properly set.

---

### FOTS1759 getpwuid failed

**Explanation:** getpwuid() system call failed.

**System action:** The program ends.

**System programmer response:** Follow local procedures for reporting problems to IBM.

**User response:** Refer to *z/OS XL C/C++ Runtime Library Reference* for an explanation of the system error. If unable to resolve, contact your system programmer.

---

### FOTS1760 no hostkey found

**Explanation:** No host key found.

**System action:** The program ends.

**User response:** Verify that host keys exist, and that access permissions are properly set.

---

### FOTS1761 ssh\_msg\_recv failed

**Explanation:** Internal error.

**System action:** The program ends.

**System programmer response:** Follow local procedures for reporting problems to IBM.

**User response:** Contact your system programmer to report the problem.

---

### FOTS1762 bad version

**Explanation:** SSH version is not correct.

**System action:** The program end.

**User response:** Verify that you are running the proper version of SSH.

---



---

**FOTS1763** bad fd

**Explanation:** Internal error.

**System action:** The program ends.

**System programmer response:** Follow local procedures for reporting problems to IBM.

**User response:** Contact your system programmer to report the problem.

---

**FOTS1764** cannot get sockname for fd

**Explanation:** Internal error.

**System action:** The program ends.

**System programmer response:** Follow local procedures for reporting problems to IBM.

**User response:** Contact your system programmer to report the problem.

---

**FOTS1765** not a valid request

**Explanation:** Internal error.

**System action:** The program ends.

**System programmer response:** Follow local procedures for reporting problems to IBM.

**User response:** Contact your system programmer to report the problem.

---

**FOTS1766** no matching hostkey found

**Explanation:** No matching host key found.

**System action:** The program ends.

**User response:** Verify that the host keys exist, and access permissions are properly set.

---

**FOTS1767** key\_sign failed

**Explanation:** Internal error.

**System action:** The program ends.

**System programmer response:** Follow local procedures for reporting problems to IBM.

**User response:** Contact your system programmer to report the problem.

---

**FOTS1768** *pathname: set times: error\_message*

**Explanation:** utimes() system call failed.

**System action:** The program ends.

**System programmer response:** Follow local procedures for reporting problems to IBM.

**User response:** Refer to *z/OS XL C/C++ Runtime Library Reference* for an explanation of the system error. If unable to resolve, contact your system programmer.

---

**FOTS1770** *program : message*

**Explanation:** A call to execvp() failed. The system error is displayed with this message.

**System action:** The program ends.

**System programmer response:** Follow local procedures for reporting problems to IBM.

**User response:** Refer to *z/OS XL C/C++ Runtime Library Reference* for an explanation of the system error. If unable to resolve, contact your system programmer.

---

**FOTS1771** *path: truncate: error\_messages*

**Explanation:** ftruncate() system call failed.

**System action:** The program ends.

**System programmer response:** Follow local procedures for reporting problems to IBM.

**User response:** Refer to *z/OS XL C/C++ Runtime Library Reference* for an explanation of the system error. If unable to resolve, contact your system programmer.

---

**FOTS1772** *path: set mode: error\_message*

**Explanation:** chmod() system call failed.

**System action:** The program ends.

**System programmer response:** Follow local procedures for reporting problems to IBM.

**User response:** Refer to *z/OS XL C/C++ Runtime Library Reference* for an explanation of the system error. If unable to resolve, contact your system programmer.

---

**FOTS1776** *protocol error: error\_message*

**Explanation:** scp error.

**System action:** The program ends.

**User response:** This is a catchall for a number of scp errors. See the error message at the end of this message for the specific error that occurred.

---

**FOTS1778** *fstat: error\_message*

**Explanation:** fstat() system call failed.

**System action:** The program continues.

**System programmer response:** Follow local procedures for reporting problems to IBM.

**User response:** Refer to *z/OS XL C/C++ Runtime Library Reference* for an explanation of the system error. If unable to resolve, contact your system programmer.

---

**FOTS1779** *unexpected <newline>*

**Explanation:** Unexpected newline in buffer read from socket.

**System action:** The program ends.

**System programmer response:** Follow local procedures for reporting problems to IBM.

**User response:** Verify connectivity and remote host status. If problem persists contact your system programmer to report the problem.

---

**FOTS1780** *lost connection*

**Explanation:** Connection Lost.

**System action:** The program ends.

**System programmer response:** Follow local procedures for reporting problems to IBM.

**User response:** Verify connectivity and remote host status. If problem persists contact your system programmer to report the problem.

---

---

**FOTS1781 mtime.sec not delimited**

**Explanation:** Buffer read from socket is not in proper format.

**System action:** The program ends.

**System programmer response:** Follow local procedures for reporting problems to IBM.

**User response:** Verify connectivity and remote host status. If problem persists contact your system programmer to report the problem.

---

**FOTS1782 mtime.usec not delimited**

**Explanation:** Buffer read from socket is not in proper format.

**System action:** The program ends.

**System programmer response:** Follow local procedures for reporting problems to IBM.

**User response:** Verify connectivity and remote host status. If problem persists contact your system programmer to report the problem.

---

**FOTS1783 atime.sec not delimited**

**Explanation:** Buffer read from socket is not in proper format.

**System action:** The program ends.

**System programmer response:** Follow local procedures for reporting problems to IBM.

**User response:** Verify connectivity and remote host status. If problem persists contact your system programmer to report the problem.

---

**FOTS1784 atime.usec not delimited**

**Explanation:** Buffer read from socket is not in proper format.

**System action:** The program ends.

**System programmer response:** Follow local procedures for reporting problems to IBM.

**User response:** Verify connectivity and remote host status. If problem persists contact your system programmer to report the problem.

---

**FOTS1785 expected control record**

**Explanation:** Buffer read from socket is not in proper format.

**System action:** The program ends.

**System programmer response:** Follow local procedures for reporting problems to IBM.

**User response:** Verify connectivity and remote host status. If problem persists contact your system programmer to report the problem.

---

**FOTS1786 bad mode**

**Explanation:** Buffer read from socket is not in proper format.

**System action:** The program ends.

**System programmer response:** Follow local procedures for reporting problems to IBM.

**User response:** Verify connectivity and remote host status. If problem persists contact your system programmer to report the problem.

---

**FOTS1787 mode not delimited**

**Explanation:** Buffer read from socket is not in proper format.

**System action:** The program ends.

**System programmer response:** Follow local procedures for reporting problems to IBM.

**User response:** Verify connectivity and remote host status. If problem persists contact your system programmer to report the problem.

---

**FOTS1788 size not delimited**

**Explanation:** Buffer read from socket is not in proper format.

**System action:** The program ends.

**System programmer response:** Follow local procedures for reporting problems to IBM.

**User response:** Verify connectivity and remote host status. If problem persists contact your system programmer to report the problem.

---

**FOTS1789 setenv failed for `_BPXK_SUID_FORK`: *error\_message***

**Explanation:** The setenv system call failed and sshd could not set `_BPXK_SUID_FORK`. This may cause the user's session to have incorrect properties, including jobname, region size, and SMF accounting information.

**System action:** The program continues.

**System programmer response:** Follow local procedures for reporting problems to IBM.

**User response:** Refer to *z/OS XL C/C++ Runtime Library Reference* for an explanation of the system error. If unable to resolve, contact your system programmer.

---

**FOTS1790 error: unexpected filename: *filename***

**Explanation:** The buffer read from socket is not in the proper format.

**System action:** The program ends.

**System programmer response:** Follow local procedures for reporting problems to IBM.

**User response:** Verify connectivity and remote host status. If the problem persists contact your system programmer.

---

**FOTS1791 received directory without `-r`**

**Explanation:** The buffer read from socket did not have the expected `-r` recursive option.

**System action:** The program ends.

**System programmer response:** Follow local procedures for reporting problems to IBM.

**User response:** Verify connectivity and remote host status. If the problem persists contact your system programmer.

---

**FOTS1801 Couldn't create socket: *error\_message***

**Explanation:** `socket()` system call failed.

**System action:** The program continues.

**System programmer response:** Follow local procedures for reporting problems to IBM.

**User response:** Refer to *z/OS XL C/C++ Runtime Library Reference* for an explanation of the system error. If unable to resolve, contact your system programmer.

---

---

**FOTS1802**    **Couldn't connect to PRNGD port** *tcp\_port: error\_message*

**Explanation:** connect() system call failed.

**System action:** The program continues.

**System programmer response:** Follow local procedures for reporting problems to IBM.

**User response:** Refer to *z/OS XL C/C++ Runtime Library Reference* for an explanation of the system error. If unable to resolve, contact your system programmer.

---

**FOTS1803**    **Couldn't connect to PRNGD socket "path":** *error\_message*

**Explanation:** connect() system call failed.

**System action:** The program continues.

**System programmer response:** Follow local procedures for reporting problems to IBM.

**User response:** Refer to *z/OS XL C/C++ Runtime Library Reference* for an explanation of the system error. If unable to resolve, contact your system programmer.

---

**FOTS1804**    **Couldn't write to PRNGD socket:** *error\_message*

**Explanation:** write() system call inside atomicio() failed.

**System action:** The program continues.

**System programmer response:** Follow local procedures for reporting problems to IBM.

**User response:** Refer to *z/OS XL C/C++ Runtime Library Reference* for an explanation of the system error. If unable to resolve, contact your system programmer.

---

**FOTS1805**    **Couldn't read from PRNGD socket:** *error\_message*

**Explanation:** read() system call inside atomicio() failed.

**System action:** The program continues.

**System programmer response:** Follow local procedures for reporting problems to IBM.

**User response:** Refer to *z/OS XL C/C++ Runtime Library Reference* for an explanation of the system error. If unable to resolve, contact your system programmer.

---

**FOTS1806**    **Couldn't wait for child 'cmd\_string' completion:** *error\_message*

**Explanation:** waitpid() system call failed.

**System action:** The program continues.

**System programmer response:** Follow local procedures for reporting problems to IBM.

**User response:** Refer to *z/OS XL C/C++ Runtime Library Reference* for an explanation of the system error. If unable to resolve, contact your system programmer.

---

**FOTS1807**    **bad entropy command, cmd\_filename line** *line*

**Explanation:** Error in ssh\_prng\_cmds file.

**System action:** The program continues.

**User response:** Make sure the ssh\_prng\_cmds file is set up properly. See the **ssh-rand-helper** man page for information.

---

**FOTS1808** missing or bad command string, *cmd\_filename* line *linenum* -- ignored

**Explanation:** Error in `ssh_prng_cmds` file.

**System action:** The program continues.

**User response:** Make sure the `ssh_prng_cmds` file is set up properly. See the `ssh-rand-helper` man page for information.

---

**FOTS1809** missing command path, *cmd\_filename* line *linenum* -- ignored

**Explanation:** Error in `ssh_prng_cmds` file.

**System action:** The program continues.

**User response:** Make sure the `ssh_prng_cmds` file is set up properly. See the `ssh-rand-helper` man page for information.

---

**FOTS1810** missing entropy estimate, *cmd\_filename* line *linenum* -- ignored

**Explanation:** Error in `ssh_prng_cmds` file.

**System action:** The program continues.

**System programmer response:** Follow local procedures for reporting problems to IBM.

**User response:** Make sure the `ssh_prng_cmds` file is set up properly. See the `ssh-rand-helper` man page for information.

---

**FOTS1811** garbage at end of line *linenum* in *cmd\_filename*

**Explanation:** Error in `ssh_prng_cmds` file.

**System action:** The program continues.

**User response:** Make sure the `ssh_prng_cmds` file is set up properly. See the `ssh-rand-helper` man page for information.

---

**FOTS1812** ignored extra commands (max *maximum*), *filename* line *linenum*

**Explanation:** Error in `ssh_prng_cmds` file *filename*. The maximum number of command-line arguments passed to a command in the `ssh_prng_cmds` file has exceeded the internal limit of *maximum*.

**System action:** The program continues.

**User response:** Make sure the `ssh_prng_cmds` file is set up properly. See the `ssh-rand-helper` man page for information.

---

**FOTS1813** Invalid commandline option

**Explanation:** Invalid command line option.

**System action:** The program continues.

**User response:** Enter a valid command line option.

---

**FOTS1814** You must specify a port or a socket

**Explanation:** Internal error.

**System action:** The program ends.

**System programmer response:** Follow local procedures for reporting problems to IBM.

**User response:** Contact your system programmer to report the problem.

---

---

**FOTS1815 Random pool path is too long**

**Explanation:** Internal error.

**System action:** The program ends.

**System programmer response:** Follow local procedures for reporting problems to IBM.

**User response:** Contact your system programmer to report the problem.

---

**FOTS1816 Too many bytes to read from PRNGD**

**Explanation:** Internal error.

**System action:** The program ends.

**System programmer response:** Follow local procedures for reporting problems to IBM.

**User response:** Contact your system programmer to report the problem.

---

**FOTS1817 Couldn't gettimeofday: *error\_message***

**Explanation:** gettimeofday() system call failed.

**System action:** The program ends.

**System programmer response:** Follow local procedures for reporting problems to IBM.

**User response:** Refer to *z/OS XL C/C++ Runtime Library Reference* for an explanation of the system error. If unable to resolve, contact your system programmer.

---

**FOTS1818 Couldn't open /dev/null: *error\_message***

**Explanation:** open() system call failed.

**System action:** The program ends.

**System programmer response:** Follow local procedures for reporting problems to IBM.

**User response:** Refer to *z/OS XL C/C++ Runtime Library Reference* for an explanation of the system error. If unable to resolve, contact your system programmer.

---

**FOTS1819 Couldn't open pipe: *error\_message***

**Explanation:** pipe() system call failed.

**System action:** The program ends.

**System programmer response:** Follow local procedures for reporting problems to IBM.

**User response:** Refer to *z/OS XL C/C++ Runtime Library Reference* for an explanation of the system error. If unable to resolve, contact your system programmer.

---

**FOTS1820 Couldn't fork: *error\_message***

**Explanation:** fork() system call failed.

**System action:** The program ends.

**System programmer response:** Follow local procedures for reporting problems to IBM.

**User response:** Refer to *z/OS XL C/C++ Runtime Library Reference* for an explanation of the system error. If unable to resolve, contact your system programmer.

---

**FOTS1821** PRNG seedfile *filename* is not a regular file

**Explanation:** Internal error.

**System action:** The program ends.

**System programmer response:** Follow local procedures for reporting problems to IBM.

**User response:** Contact your system programmer to report the problem.

---

**FOTS1822** Couldn't get password entry for current user (*uid*): *error\_message*

**Explanation:** getpwuid() system call failed.

**System action:** The program ends.

**System programmer response:** Follow local procedures for reporting problems to IBM.

**User response:** Refer to *z/OS XL C/C++ Runtime Library Reference* for an explanation of the system error. If unable to resolve, contact your system programmer.

---

**FOTS1823** problem writing PRNG seedfile *filename* (*error\_message*)

**Explanation:** write() system call within atomicio() failed.

**System action:** The program ends.

**System programmer response:** Follow local procedures for reporting problems to IBM.

**User response:** Refer to *z/OS XL C/C++ Runtime Library Reference* for an explanation of the system error. If unable to resolve, contact your system programmer.

---

**FOTS1824** PRNG seed extraction failed

**Explanation:** A call to the OpenSSL function RAND\_bytes failed.

**System action:** The program ends.

**System programmer response:** Follow local procedures for reporting problems to IBM.

**User response:** Contact your system programmer.

---

**FOTS1825** could not open PRNG seedfile *filename* (*error\_message*)

**Explanation:** open() system call failed.

**System action:** The program ends.

**System programmer response:** Follow local procedures for reporting problems to IBM.

**User response:** Refer to *z/OS XL C/C++ Runtime Library Reference* for an explanation of the system error. If unable to resolve, contact your system programmer.

---

**FOTS1826** couldn't read entropy commands file *cmdfilename*: *error\_message*

**Explanation:** fopen() system call failed.

**System action:** The program ends.

**System programmer response:** Follow local procedures for reporting problems to IBM.

**User response:** Refer to *z/OS XL C/C++ Runtime Library Reference* for an explanation of the system error. If unable to resolve, contact your system programmer.

---



---

**FOTS1827 Invalid number of output bytes**

**Explanation:** Invalid number of bytes specified with -b option on the command line.

**System action:** The program ends.

**User response:** Specify a valid number of bytes. See man page for assistance.

---

**FOTS1829 Entropy collection failed**

**Explanation:** Internal error.

**System action:** The program ends.

**System programmer response:** Follow local procedures for reporting problems to IBM.

**User response:** Contact your system programmer to report the problem.

---

**FOTS1830 PRNG initialisation failed -- exiting.**

**Explanation:** Internal error.

**System action:** The program ends.

**System programmer response:** Follow local procedures for reporting problems to IBM.

**User response:** Contact your system programmer to report the problem.

---

**FOTS1831 Not enough entropy in RNG**

**Explanation:** Internal error.

**System action:** The program ends.

**System programmer response:** Follow local procedures for reporting problems to IBM.

**User response:** Try reissuing the command. If error persists contact your system programmer to report the problem.

---

**FOTS1838 Couldn't fork: *error\_message* reason code = *reasoncode***

**Explanation:** fork() system call failed.

**System action:** The program ends.

**System programmer response:** Take appropriate action based on reason code.

**User response:** Refer to *z/OS XL C/C++ Runtime Library Reference* for an explanation of the system error. If unable to resolve, contact your system programmer.

---

**FOTS1840 mkdir *dirname*: *error\_message***

**Explanation:** The directory *dirname* could not be created. The mkdir() system call failed. The system error is displayed with the message.

**System action:** The program ends.

**System programmer response:** Take appropriate action based on the system error.

**User response:** Refer to *z/OS XL C/C++ Runtime Library Reference* for an explanation of the system error. If unable to resolve, contact your system programmer.

---

**FOTS1841 PRNG seed filename too long**

**Explanation:** Internal error.

**System action:** The program ends.

**System programmer response:** Follow local procedures for reporting problems to IBM.

**User response:** Contact your system programmer.

---

**FOTS1842**    **problem renaming PRNG seedfile from *filename1* to *filename2* (*error\_message*)**

**Explanation:** The seedfile *filename1* could not be renamed. The rename() system call failed. The system error is displayed with the message.

**System action:** The program ends.

**System programmer response:** Take appropriate action based on the system error.

**User response:** Refer to *z/OS XL C/C++ Runtime Library Reference* for an explanation of the system error. If unable to resolve, contact your system programmer.

---

**FOTS1843**    **Couldn't extract entropy from PRNG**

**Explanation:** Internal error.

**System action:** The program ends.

**System programmer response:** Follow local procedures for reporting problems to IBM.

**User response:** Try the request again. If unable to resolve, contact your system programmer.

---

**FOTS1901**    **channel *channel*: protocol error: rcvd\_oclose for istate *istate***

**Explanation:** Invalid input from channel.

**System action:** The program continues.

**System programmer response:** Follow local procedures for reporting problems to IBM.

**User response:** Contact your system programmer to report the problem.

---

**FOTS1902**    **channel *channel*: chan\_read\_failed for istate *istate***

**Explanation:** Channel error.

**System action:** The program continues.

**System programmer response:** Follow local procedures for reporting problems to IBM.

**User response:** Contact your system programmer to report the problem.

---

**FOTS1903**    **channel *channel*: chan\_ibuf\_empty for non empty buffer**

**Explanation:** Channel error.

**System action:** The program continues.

**System programmer response:** Follow local procedures for reporting problems to IBM.

**User response:** Contact your system programmer to report the problem.

---

**FOTS1904**    **channel *channel*: chan\_ibuf\_empty for istate *istate***

**Explanation:** Channel error.

**System action:** The program continues.

**System programmer response:** Follow local procedures for reporting problems to IBM.

**User response:** Contact your system programmer to report the problem.

---

**FOTS1905**    **channel *channel*: protocol error: rcvd\_ieof for ostate *ostate***

**Explanation:** Channel error.

**System action:** The program continues.

**System programmer response:** Follow local procedures for reporting problems to IBM.

**User response:** Contact your system programmer to report the problem.

---

**FOTS1906** channel *channel*: **chan\_write\_failed for ostate** *ostate*

**Explanation:** Channel error.

**System action:** The program continues.

**System programmer response:** Follow local procedures for reporting problems to IBM.

**User response:** Contact your system programmer to report the problem.

---

**FOTS1907** channel *channel*: **chan\_obuf\_empty for non empty buffer**

**Explanation:** Channel error.

**System action:** The program continues.

**System programmer response:** Follow local procedures for reporting problems to IBM.

**User response:** Contact your system programmer to report the problem.

---

**FOTS1908** channel *channel*: **internal error: obuf\_empty for ostate** *ostate*

**Explanation:** Channel error.

**System action:** The program continues.

**System programmer response:** Follow local procedures for reporting problems to IBM.

**User response:** Contact your system programmer to report the problem.

---

**FOTS1909** channel *channel*: **cannot send ieof for istate** *istate*

**Explanation:** Channel error.

**System action:** The program continues.

**System programmer response:** Follow local procedures for reporting problems to IBM.

**User response:** Contact your system programmer to report the problem.

---

**FOTS1910** channel *channel*: **cannot send oclose for ostate** *ostate*

**Explanation:** Channel error.

**System action:** The program continues.

**System programmer response:** Follow local procedures for reporting problems to IBM.

**User response:** Contact your system programmer to report the problem.

---

**FOTS1911** channel *channel*: **protocol error: close rcvd twice**

**Explanation:** Channel error.

**System action:** The program continues.

**System programmer response:** Follow local procedures for reporting problems to IBM.

**User response:** Contact your system programmer to report the problem.

---

**FOTS1912** **rsa\_public\_encrypt: BN\_bin2bn failed**

**Explanation:** Internal error.

**System action:** The program ends.

**System programmer response:** Follow local procedures for reporting problems to IBM.

## FOTS1913 • FOTS1919

**User response:** Contact your system programmer.

---

**FOTS1913** channel *channel*: cannot send eof for istate *istate*

**Explanation:** Channel error.

**System action:** The program continues.

**System programmer response:** Follow local procedures for reporting problems to IBM.

**User response:** Contact your system programmer to report the problem.

---

**FOTS1914** channel *channel*: cannot send close for istate/ostate *istate/ostate*

**Explanation:** Channel error.

**System action:** The program continues.

**System programmer response:** Follow local procedures for reporting problems to IBM.

**User response:** Contact your system programmer to report the problem.

---

**FOTS1915** channel *channel*: already sent close

**Explanation:** Channel error.

**System action:** The program continues.

**System programmer response:** Follow local procedures for reporting problems to IBM.

**User response:** Contact your system programmer to report the problem.

---

**FOTS1916** channel *channel*: chan\_shutdown\_read: shutdown() failed for fdsocket [*iistate oostate*]: *error\_code*

**Explanation:** Channel error

**System action:** The program continues.

**System programmer response:** Follow local procedures for reporting problems to IBM.

**User response:** Contact your system programmer to report the problem.

---

**FOTS1917** chan\_set\_istate: bad state *ostate* -> *next\_state*

**Explanation:** Channel error.

**System action:** The program ends.

**System programmer response:** Follow local procedures for reporting problems to IBM.

**User response:** Contact your system programmer to report the problem.

---

**FOTS1918** chan\_set\_ostate: bad state *ostate* -> *next\_state*

**Explanation:** Channel error.

**System action:** The program ends.

**System programmer response:** Follow local procedures for reporting problems to IBM.

**User response:** Contact your system programmer to report the problem.

---

**FOTS1919** fcntl O\_NONBLOCK: *error\_message*

**Explanation:** The fcntl() system call failed. The system error is displayed with the message.

**System action:** The program continues.

**System programmer response:** Take appropriate action based on the system error.

**User response:** Refer to *z/OS XL C/C++ Runtime Library Reference* for an explanation of the system error. If unable to resolve, contact your system programmer.

---

**FOTS1920** `rsa_private_decrypt: BN_bin2bn failed`

**Explanation:** Internal error.

**System action:** The program ends.

**System programmer response:** Follow local procedures for reporting problems to IBM.

**User response:** Contact your system programmer.

---

**FOTS1921** `setsockopt IPTOS_LOWDELAY: error_code`

**Explanation:** `setsockopt()` system call failed.

**System action:** The program continues.

**System programmer response:** Follow local procedures for reporting problems to IBM.

**User response:** Refer to *z/OS XL C/C++ Runtime Library Reference* for an explanation of the system error. If unable to resolve, contact your system programmer.

---

**FOTS1922** `setsockopt IPTOS_THROUGHPUT: error_code`

**Explanation:** `setsockopt()` system call failed.

**System action:** The program continues.

**System programmer response:** Follow local procedures for reporting problems to IBM.

**User response:** Refer to *z/OS XL C/C++ Runtime Library Reference* for an explanation of the system error. If unable to resolve, contact your system programmer.

---

**FOTS1923** `packet_set_connection: cannot load cipher 'none'`

**Explanation:** Error loading ciphers.

**System action:** The program ends.

**System programmer response:** Follow local procedures for reporting problems to IBM.

**User response:** Contact your system programmer to report the problem.

---

**FOTS1924** `packet_set_seqnr: bad mode mode`

**Explanation:** Packet error.

**System action:** The program ends.

**System programmer response:** Follow local procedures for reporting problems to IBM.

**User response:** Contact your system programmer to report the problem.

---

**FOTS1925** `Compression already enabled.`

**Explanation:** Program attempted to enable compression when it is already active.

**System action:** The program ends.

**System programmer response:** Follow local procedures for reporting problems to IBM.

**User response:** Contact your system programmer to report the problem.

---

FOTS1926 **packet\_set\_encryption\_key: unknown cipher number** *number*

**Explanation:** Cipher error.

**System action:** The program ends.

**System programmer response:** Follow local procedures for reporting problems to IBM.

**User response:** Contact your system programmer to report the problem.

---

FOTS1927 **packet\_set\_encryption\_key: keylen too small:** *keylen*

**Explanation:** Key length is less than 20.

**System action:** The program ends.

**System programmer response:** Follow local procedures for reporting problems to IBM.

**User response:** Contact your system programmer to report the problem.

---

FOTS1928 **packet\_set\_encryption\_key: keylen too big:** *keylen*

**Explanation:** Key length is greater than SSH\_SESSION\_KEY\_LENGTH.

**System action:** The program ends.

**System programmer response:** Follow local procedures for reporting problems to IBM.

**User response:** Contact your system programmer to report the problem.

---

FOTS1929 **newkeys: no keys for mode** *mode*

**Explanation:** Packet error.

**System action:** The program ends.

**System programmer response:** Follow local procedures for reporting problems to IBM.

**User response:** Contact your system programmer to report the problem.

---

FOTS1930 **Read from socket failed:** *error\_code*

**Explanation:** read() function call failed.

**System action:** The program ends.

**System programmer response:** Follow local procedures for reporting problems to IBM.

**User response:** Refer to *z/OS XL C/C++ Runtime Library Reference* for an explanation of the system error. If unable to resolve, contact your system programmer.

---

FOTS1931 **padding error: need size\_needed block block\_size mod modulus**

**Explanation:** The needed size is not a multiple of the block size.

**System action:** The program ends.

**System programmer response:** Follow local procedures for reporting problems to IBM.

**User response:** Contact your system programmer to report the problem.

---

FOTS1932 **packet\_disconnect called recursively.**

**Explanation:** Recursive invocation of packet\_disconnect.

**System action:** The program ends.

**System programmer response:** Follow local procedures for reporting problems to IBM.

**User response:** Contact your system programmer to report the problem.

---

**FOTS1933**    **Write failed:** *error\_code*

**Explanation:** write() system call failed.

**System action:** The program ends.

**System programmer response:** Follow local procedures for reporting problems to IBM.

**User response:** Refer to *z/OS XL C/C++ Runtime Library Reference* for an explanation of the system error. If unable to resolve, contact your system programmer.

---

**FOTS1934**    **put\_host\_port: asprintf:** *error\_message*

**Explanation:** The asprintf() call failed. The error is displayed with the message.

**System action:** The program ends.

**System programmer response:** Follow local procedures for reporting problems to IBM.

**User response:** Try the request again. If unable to resolve, contact your system programmer.

---

**FOTS1935**    **addargs: argument too long**

**Explanation:** The vasprintf() call failed. An argument was too long and could not be added to the argument string.

**System action:** The program ends.

**System programmer response:** Follow local procedures for reporting problems to IBM.

**User response:** Try the request again. If unable to resolve, contact your system programmer.

---

**FOTS1936**    **replacearg: argument too long**

**Explanation:** The vasprintf() call failed. An argument was too long and could not be replaced in the argument string.

**System action:** The program ends.

**System programmer response:** Follow local procedures for reporting problems to IBM.

**User response:** Try the request again. If unable to resolve, contact your system programmer.

---

**FOTS1937**    **replacearg: tried to replace invalid arg** *argument\_number*  $\geq$  *total\_arguments*

**Explanation:** Argument *argument\_number* does not identify a valid argument to replace.

**System action:** The program ends.

**System programmer response:** Follow local procedures for reporting problems to IBM.

**User response:** Contact your system programmer.

---

**FOTS1938**    **tilde\_expand\_filename: username too long**

**Explanation:** Unable to complete tilde expansion for the specified filename. The user name is too long.

**System action:** The program ends.

**System programmer response:** Follow local procedures for reporting problems to IBM.

**User response:** Verify that the user name is correct, and try the request again. If unable to resolve, contact your system programmer.

---

**FOTS1939**    **tilde\_expand\_filename: No such user** *user\_name*

**Explanation:** Unable to complete tilde expansion for the specified filename. The user name *user\_name* is not valid.

**System action:** The program ends.

**System programmer response:** Follow local procedures for reporting problems to IBM.

---

## FOTS1940 • FOTS1945

**User response:** Verify that the user name is correct, and try the request again. If unable to resolve, contact your system programmer.

---

### FOTS1940 tilde\_expand\_filename: No such uid *UID*

**Explanation:** Unable to complete tilde expansion for the specified filename. The UID *UID* is not valid.

**System action:** The program ends.

**System programmer response:** Follow local procedures for reporting problems to IBM.

**User response:** Verify that the UID is correct, and try the request again. If unable to resolve, contact your system programmer.

---

### FOTS1941 Couldn't open /dev/null: *error\_message*

**Explanation:** The open() system call failed.

**System action:** The program ends.

**System programmer response:** Follow local procedures for reporting problems to IBM.

**User response:** Refer to *z/OS XL C/C++ Runtime Library Reference* for an explanation of the system error. If unable to resolve, contact your system programmer.

---

### FOTS1942 tilde\_expand\_filename: Path too long

**Explanation:** The expanded filename is too long.

**System action:** The program ends.

**System programmer response:** Follow local procedures for reporting problems to IBM.

**User response:** Contact your system programmer.

---

### FOTS1943 rsa\_generate\_additional\_parameters: BN\_sub/mod failed

**Explanation:** Internal error.

**System action:** The program ends.

**System programmer response:** Follow local procedures for reporting problems to IBM.

**User response:** Contact your system programmer.

---

### FOTS1944 Couldn't read from ssh-rand-helper: *error\_message*

**Explanation:** read() system call failure from **ssh-rand-helper**.

**System action:** The program ends.

**System programmer response:** Verify all ssh components are installed and configured correctly. If error persists follow local procedures for reporting problems to IBM.

**User response:** Verify all ssh components are installed and configured correctly. Refer to the *z/OS XL C/C++ Runtime Library Reference* for an explanation of the system error. If unable to resolve, contact your system programmer.

---

### FOTS1945 ssh-rand-helper child produced insufficient data

**Explanation:** Error with pseudo-random number generating functions.

**System action:** The program ends.

**System programmer response:** Verify all ssh components are installed and configured correctly. If error persists follow local procedures for reporting problems to IBM.

**User response:** This error often occurs due to errors in installation and setup of ssh. Verify all ssh components are installed and configured correctly. If error persists contact your system programmer to report the error.



---

**FOTS1946**    **Couldn't wait for ssh-rand-helper completion:** *error\_message*

**Explanation:** waitpid() system call failed.

**System action:** The program ends.

**System programmer response:** Follow local procedures for reporting problems to IBM.

**User response:** Refer to *z/OS XL C/C++ Runtime Library Reference* for an explanation of the system error. If unable to resolve, contact your system programmer.

---

**FOTS1947**    **ssh-rand-helper terminated abnormally**

**Explanation:** Error with pseudo-random number generating functions.

**System action:** The program ends.

**System programmer response:** Follow local procedures for reporting problems to IBM.

**User response:** Contact your system programmer to report the problem.

---

**FOTS1948**    **ssh-rand-helper exit with exit status** *exit\_status*

**Explanation:** Error with pseudo-random number generating functions.

**System action:** The program ends.

**System programmer response:** Follow local procedures for reporting problems to IBM.

**User response:** Contact your system programmer to report the problem.

---

**FOTS1949**    **PRNG is not seeded**

**Explanation:** OpenSSL error.

**System action:** The program ends.

**System programmer response:** Follow local procedures for reporting problems to IBM.

**User response:** Contact your system programmer to report the problem.

---

**FOTS1950**    **OpenSSL version mismatch. Built against** *req\_version*, **you have** *cur\_version*

**Explanation:** OpenSSL error.

**System action:** The program ends.

**System programmer response:** Follow local procedures for reporting problems to IBM.

**User response:** Contact your system programmer to report the problem.

---

**FOTS1951**    **getuid:** *error\_message*

**Explanation:** getuid() system call failed.

**System action:** The program ends.

**System programmer response:** Follow local procedures for reporting problems to IBM.

**User response:** Refer to *z/OS XL C/C++ Runtime Library Reference* for an explanation of the system error. If unable to resolve, contact your system programmer.

---

**FOTS1952**    **geteuid:** *error\_message*

**Explanation:** geteuid() system call failed.

**System action:** The program ends.

**System programmer response:** Follow local procedures for reporting problems to IBM.

---

## FOTS1953 • FOTS1958

**User response:** Refer to *z/OS XL C/C++ Runtime Library Reference* for an explanation of the system error. If unable to resolve, contact your system programmer.

---

**FOTS1953 (rand child) setuid(orig\_uid): error\_message**

**Explanation:** setuid() or seteuid() system call failed.

**System action:** The program ends.

**System programmer response:** Follow local procedures for reporting problems to IBM.

**User response:** Refer to *z/OS XL C/C++ Runtime Library Reference* for an explanation of the system error. If unable to resolve, contact your system programmer.

---

**FOTS1954 (rand child) Couldn't exec 'path': error\_message**

**Explanation:** execl() system call failed.

**System action:** The program ends.

**System programmer response:** Follow local procedures for reporting problems to IBM.

**User response:** Refer to *z/OS XL C/C++ Runtime Library Reference* for an explanation of the system error. If unable to resolve, contact your system programmer.

---

**FOTS1955 ssh\_askpass: fflush: error\_message**

**Explanation:** fflush() system call failed.

**System action:** The program continues.

**System programmer response:** Follow local procedures for reporting problems to IBM.

**User response:** Refer to *z/OS XL C/C++ Runtime Library Reference* for an explanation of the system error. If unable to resolve, contact your system programmer.

---

**FOTS1956 ssh\_askpass: pipe: error\_message**

**Explanation:** pipe() system call failed.

**System action:** The program continues.

**System programmer response:** Follow local procedures for reporting problems to IBM.

**User response:** Refer to *z/OS XL C/C++ Runtime Library Reference* for an explanation of the system error. If unable to resolve, contact your system programmer.

---

**FOTS1957 ssh\_askpass: fork: error\_message**

**Explanation:** fork() system call failed.

**System action:** The program continues.

**System programmer response:** Follow local procedures for reporting problems to IBM.

**User response:** Refer to *z/OS XL C/C++ Runtime Library Reference* for an explanation of the system error. If unable to resolve, contact your system programmer.

---

**FOTS1958 internal error: askpass undefined**

**Explanation:** Internal error

**System action:** The program ends.

**System programmer response:** Follow local procedures for reporting problems to IBM.

**User response:** Contact your system programmer to report the problem.

---

---

**FOTS1959** `ssh_askpass: dup2: error_message`

**Explanation:** dup2() system call failed.

**System action:** The program ends.

**System programmer response:** Follow local procedures for reporting problems to IBM.

**User response:** Refer to *z/OS XL C/C++ Runtime Library Reference* for an explanation of the system error. If unable to resolve, contact your system programmer.

---

**FOTS1960** `ssh_askpass: exec(path): error_message`

**Explanation:** execlp() system call failed.

**System action:** The program ends.

**System programmer response:** Follow local procedures for reporting problems to IBM.

**User response:** Refer to *z/OS XL C/C++ Runtime Library Reference* for an explanation of the system error. If unable to resolve, contact your system programmer.

---

**FOTS1961** `rsa_private_decrypt() failed`

**Explanation:** Internal error.

**System action:** The program continues.

**System programmer response:** Follow local procedures for reporting problems to IBM.

**User response:** Contact your system programmer to report the problem.

---

**FOTS1962** `rsa_public_encrypt() exponent too small or not odd`

**Explanation:** RSA exponent value is bad.

**System action:** The program ends.

**System programmer response:** Follow local procedures for reporting problems to IBM.

**User response:** Contact your system programmer to report the problem.

---

**FOTS1963** `rsa_public_encrypt() failed`

**Explanation:** Internal error.

**System action:** The program ends.

**System programmer response:** Follow local procedures for reporting problems to IBM.

**User response:** Contact your system programmer to report the problem.

---

**FOTS1964** `rsa_generate_additional_parameters: BN_new failed`

**Explanation:** Internal error.

**System action:** The program ends.

**System programmer response:** Follow local procedures for reporting problems to IBM.

**User response:** Contact your system programmer to report the problem.

---

**FOTS1965** `rsa_generate_additional_parameters: BN_CTX_new failed`

**Explanation:** Internal error.

**System action:** The program ends.

**System programmer response:** Follow local procedures for reporting problems to IBM.

## FOTS2003 • FOTS2009

**User response:** Contact your system programmer to report the problem.

---

**FOTS2003** **ssh\_dss\_sign: no DSA key**

**Explanation:** DSA key not found or wrong type.

**System action:** The program continues.

**System programmer response:** Follow local procedures for reporting problems to IBM.

**User response:** Verify DSA key. If error persists contact your system programmer to report the problem.

---

**FOTS2004** **ssh\_dss\_sign: sign failed**

**Explanation:** Internal error.

**System action:** The program continues.

**System programmer response:** Follow local procedures for reporting problems to IBM.

**User response:** Contact your system programmer to report the problem.

---

**FOTS2005** **bad sig size rlen slen**

**Explanation:** Internal error.

**System action:** The program continues.

**System programmer response:** Follow local procedures for reporting problems to IBM.

**User response:** Contact your system programmer to report the problem.

---

**FOTS2006** **ssh\_dss\_verify: no DSA key**

**Explanation:** DSA key not found or wrong type.

**System action:** The program continues.

**System programmer response:** Follow local procedures for reporting problems to IBM.

**User response:** Verify DSA key. If error persists contact your system programmer to report the problem.

---

**FOTS2007** **ssh\_dss\_verify: cannot handle type ktype**

**Explanation:** DSA key type error.

**System action:** The program continues.

**System programmer response:** Follow local procedures for reporting problems to IBM.

**User response:** Verify DSA key. If error persists contact your system programmer to report the problem.

---

**FOTS2008** **ssh\_dss\_verify: remaining bytes in signature rlen**

**Explanation:** DSA key signature error.

**System action:** The program continues.

**System programmer response:** Follow local procedures for reporting problems to IBM.

**User response:** Verify DSA key. If error persists contact your system programmer to report the problem.

---

**FOTS2009** **bad sigbloblen len != SIGBLOB\_LEN**

**Explanation:** Key signature error.

**System action:** The program ends.

**System programmer response:** Follow local procedures for reporting problems to IBM.

**User response:** Verify DSA key. If error persists contact your system programmer to report the problem.

---

**FOTS2010 ssh\_dss\_verify: DSA\_SIG\_new failed**

**Explanation:** Error generating DSA signature.

**System action:** The program ends.

**System programmer response:** Follow local procedures for reporting problems to IBM.

**User response:** Contact your system programmer to report the problem.

---

**FOTS2011 ssh\_dss\_verify: BN\_new failed**

**Explanation:** Internal error.

**System action:** The program ends.

**System programmer response:** Follow local procedures for reporting problems to IBM.

**User response:** Contact your system programmer.

---

**FOTS2012 ssh\_dss\_verify: BN\_bin2bn failed**

**Explanation:** Internal error.

**System action:** The program ends.

**System programmer response:** Follow local procedures for reporting problems to IBM.

**User response:** Contact your system programmer.

---

**FOTS2013 ssh\_rsa\_sign: no RSA key**

**Explanation:** RSA key not found or wrong type.

**System action:** The program continues.

**System programmer response:** Follow local procedures for reporting problems to IBM.

**User response:** Verify RSA key exists and is correct type. If problem persists contact your system programmer to report the problem.

---

**FOTS2014 ssh\_rsa\_sign: EVP\_get\_digestbynid *nid* failed**

**Explanation:** Internal error.

**System action:** The program continues.

**System programmer response:** Follow local procedures for reporting problems to IBM.

**User response:** Contact your system programmer to report the problem.

---

**FOTS2015 ssh\_rsa\_sign: RSA\_sign failed: *error\_message***

**Explanation:** Internal error.

**System action:** The program continues.

**System programmer response:** Follow local procedures for reporting problems to IBM.

**User response:** Contact your system programmer to report the problem.

---

**FOTS2016 ssh\_rsa\_sign: slen *len1* slen2 *len2***

**Explanation:** Internal error.

**System action:** The program continues.

**System programmer response:** Follow local procedures for reporting problems to IBM.

**User response:** Contact your system programmer to report the problem.

---

**FOTS2017** **ssh\_rsa\_verify: no RSA key**

**Explanation:** RSA key not found or wrong type.

**System action:** The program continues.

**System programmer response:** Follow local procedures for reporting problems to IBM.

**User response:** Verify RSA key exists and is the correct type. If error persists contact your system programmer to report the problem.

---

**FOTS2018** **ssh\_rsa\_verify: RSA modulus too small: *key\_modulus* < minimum *rsa\_min\_modulus* bits**

**Explanation:** Modulus for RSA key is too small.

**System action:** The program continues.

**System programmer response:** Follow local procedures for reporting problems to IBM.

**User response:** Verify that the RSA key was properly generated. If the error persists contact your system programmer to report the problem.

---

**FOTS2019** **ssh\_rsa\_verify: cannot handle type *key\_type***

**Explanation:** The RSA key is not the proper type.

**System action:** The program continues.

**System programmer response:** Follow local procedures for reporting problems to IBM.

**User response:** Verify RSA key exists and is the correct type. If error persists contact your system programmer to report the problem.

---

**FOTS2020** **ssh\_rsa\_verify: remaining bytes in signature *rlen***

**Explanation:** RSA key signature error.

**System action:** The program continues.

**System programmer response:** Follow local procedures for reporting problems to IBM.

**User response:** Verify RSA key exists and is the correct type. If error persists contact your system programmer to report the problem.

---

**FOTS2021** **ssh\_rsa\_verify: len *len* > modlen *modlen***

**Explanation:** RSA key error.

**System action:** The program continues.

**System programmer response:** Follow local procedures for reporting problems to IBM.

**User response:** Verify RSA key exists and is the correct type. If error persists contact your system programmer to report the problem.

---

**FOTS2022** **ssh\_rsa\_verify: EVP\_get\_digestbynid *nid* failed**

**Explanation:** RSA key error.

**System action:** The program continues.

**System programmer response:** Follow local procedures for reporting problems to IBM.

**User response:** Verify RSA key exists and is the correct type. If error persists contact your system programmer to report the problem.

---

---

**FOTS2023 bad hashlen**

**Explanation:** RSA key error.

**System action:** The program continues.

**System programmer response:** Follow local procedures for reporting problems to IBM.

**User response:** Contact your system programmer to report the problem.

---

**FOTS2024 bad siglen**

**Explanation:** RSA key error.

**System action:** The program continues.

**System programmer response:** Follow local procedures for reporting problems to IBM.

**User response:** Contact your system programmer to report the problem.

---

**FOTS2025 RSA\_public\_decrypt failed: *error\_string***

**Explanation:** Internal error.

**System action:** The program continues.

**System programmer response:** Follow local procedures for reporting problems to IBM.

**User response:** Contact your system programmer to report the problem.

---

**FOTS2026 bad decrypted len: *len != hlen + oidlen***

**Explanation:** Internal error.

**System action:** The program continues.

**System programmer response:** Follow local procedures for reporting problems to IBM.

**User response:** Contact your system programmer to report the problem.

---

**FOTS2027 oid mismatch**

**Explanation:** Internal error.

**System action:** The program continues.

**System programmer response:** Follow local procedures for reporting problems to IBM.

**User response:** Contact your system programmer to report the problem.

---

**FOTS2028 hash mismatch**

**Explanation:** Internal error.

**System action:** The program continues.

**System programmer response:** Follow local procedures for reporting problems to IBM.

**User response:** Contact your system programmer to report the problem.

---

**FOTS2029 User name after tilde too long.**

**Explanation:** User name is greater than 100 characters.

**System action:** The program ends.

**System programmer response:** Follow local procedures for reporting problems to IBM.

**User response:** User name must be less than 100 characters.

---

**FOTS2030**    **Unknown user** *user*.

**Explanation:** Unknown user.

**System action:** The program ends.

**System programmer response:** Follow local procedures for reporting problems to IBM.

**User response:** Verify that the user exists on the system. If error persists contact your system programmer to report the problem.

---

**FOTS2031**    **Home directory too long** (*len > maxpathlen*)

**Explanation:** The pathlen of the home directory exceeds *maxpathlen*.

**System action:** The program ends.

**System programmer response:** Follow local procedures for reporting problems to IBM.

**User response:** Home directory cannot exceed *maxpathlen* characters.

---

**FOTS2032**    **cfsetispeed failed for** *baud*

**Explanation:** TTY error.

**System action:** The program continues.

**System programmer response:** Follow local procedures for reporting problems to IBM.

**User response:** Contact your system programmer to report the problem.

---

**FOTS2033**    **cfsetospeed failed for** *baud*

**Explanation:** TTY error.

**System action:** The program continues.

**System programmer response:** Follow local procedures for reporting problems to IBM.

**User response:** Contact your system programmer to report the problem.

---

**FOTS2034**    **getgroups:** *error\_message*

**Explanation:** getgroups() system call failed.

**System action:** The program ends.

**System programmer response:** Follow local procedures for reporting problems to IBM.

**User response:** Refer to *z/OS XL C/C++ Runtime Library Reference* for an explanation of the system error. If unable to resolve, contact your system programmer.

---

**FOTS2035**    **initgroups:** *pw\_name: error\_message*

**Explanation:** initgroups() system call failed.

**System action:** The program ends.

**System programmer response:** Follow local procedures for reporting problems to IBM.

**User response:** Refer to *z/OS XL C/C++ Runtime Library Reference* for an explanation of the system error. If unable to resolve, contact your system programmer.

---

**FOTS2036**    **function: was able to restore old [e]gid"**

**Explanation:** The function *function* failed because the process was able to switch back to its original group id. Internal error.

**System action:** The program ends.



**User response:** Follow local procedures for reporting problems to IBM.

**FOTS2037** **setgroups:** *error\_message*

**Explanation:** setgroups() system call failed.

**System action:** The program ends.

**System programmer response:** Follow local procedures for reporting problems to IBM.

**User response:** Refer to *z/OS XL C/C++ Runtime Library Reference* for an explanation of the system error. If unable to resolve, contact your system programmer.

**FOTS2038** **setegid** *gid: error\_message*

**Explanation:** setegid() system call failed.

**System action:** The program ends.

**System programmer response:** Follow local procedures for reporting problems to IBM.

**User response:** Refer to *z/OS XL C/C++ Runtime Library Reference* for an explanation of the system error. If unable to resolve, contact your system programmer.

**FOTS2039** **seteuid** *uid: error\_message*

**Explanation:** seteuid() system call failed.

**System action:** The program ends.

**System programmer response:** Follow local procedures for reporting problems to IBM.

**User response:** Refer to *z/OS XL C/C++ Runtime Library Reference* for an explanation of the system error. If unable to resolve, contact your system programmer.

**FOTS2040** **restore\_uid:** **temporarily\_use\_uid not effective**

**Explanation:** Error restoring original uid.

**System action:** The program ends.

**System programmer response:** Follow local procedures for reporting problems to IBM.

**User response:** Contact your system programmer to report the problem.

**FOTS2041** *function:* **egid incorrect gid:gid egid:egid (should be newgid)**

**Explanation:** The function *function* failed because the process was able to switch back to its original group id. Internal error. *gid* is the current group id of the process. *egid* is the current effective group id of the process. *newgid* is the group id the process should be running as.

**System action:** The program ends.

**User response:** Follow local procedures for reporting problems to IBM.

**FOTS2042** *function:* **was able to restore old [elgid]"**

**Explanation:** The function *function* failed because the process was able to switch back to its original user id. Internal error.

**System action:** The program ends.

**User response:** Follow local procedures for reporting problems to IBM.

**FOTS2043** *function: euid incorrect uid:uid euid:euid (should be newuid)*

**Explanation:** The function *function* failed because the process was able to switch back to its original user id. Internal error. *uid* is the current user id of the process. *euid* is the current effective user id of the process. *newuid* is the user id the process should be running as.

**System action:** The program ends.

**User response:** Follow local procedures for reporting problems to IBM.

---

**FOTS2044** *permanently\_set\_uid: temporarily\_use\_uid effective*

**Explanation:** Error setting uid.

**System action:** The program ends.

**System programmer response:** Follow local procedures for reporting problems to IBM.

**User response:** Contact your system programmer to report the problem.

---

**FOTS2045** *setgid gid: error\_message*

**Explanation:** setgid() system call failed.

**System action:** The program ends.

**System programmer response:** Follow local procedures for reporting problems to IBM.

**User response:** Refer to *z/OS XL C/C++ Runtime Library Reference* for an explanation of the system error. If unable to resolve, contact your system programmer.

---

**FOTS2046** *setuid UID: error\_message*

**Explanation:** The setuid() system call failed. The system error is displayed with the message.

**System action:** The program ends.

**System programmer response:** Follow local procedures for reporting problems to IBM.

**User response:** Refer to *z/OS XL C/C++ Runtime Library Reference* for an explanation of the system error. If unable to resolve, contact your system programmer.

---

**FOTS2047** *xmalloc: zero size*

**Explanation:** Call to xmalloc specified zero size.

**System action:** The program ends.

**System programmer response:** Follow local procedures for reporting problems to IBM.

**User response:** Contact your system programmer to report the problem.

---

**FOTS2048** *xmalloc: out of memory (allocating size bytes)*

**Explanation:** Unable to allocate requested number of bytes.

**System action:** The program ends.

**System programmer response:** Follow local procedures for reporting problems to IBM.

**User response:** Contact your system programmer to report the problem.

---

**FOTS2049** *xrealloc: zero size*

**Explanation:** Call to xrealloc specified zero size.

**System action:** The program ends.

**System programmer response:** Follow local procedures for reporting problems to IBM.

---

**User response:** Contact your system programmer to report the problem.

---

**FOTS2050** `xrealloc: out of memory (new_size size bytes)`

**Explanation:** Unable to allocate requested number of bytes.

**System action:** The program ends.

**System programmer response:** Follow local procedures for reporting problems to IBM.

**User response:** Contact your system programmer to report the problem.

---

**FOTS2051** `xfree: NULL pointer given as argument`

**Explanation:** NULL pointer given as argument to xfree.

**System action:** The program ends.

**System programmer response:** Follow local procedures for reporting problems to IBM.

**User response:** Contact your system programmer to report the problem.

---

**FOTS2052** `newkeys_from_blob: remaining bytes in blob len`

**Explanation:** Internal error.

**System action:** The program continues.

**System programmer response:** Follow local procedures for reporting problems to IBM.

**User response:** Contact your system programmer to report the problem.

---

**FOTS2053** `function: newkey == NULL`

**Explanation:** Internal error.

**System action:** The program continues.

**System programmer response:** Follow local procedures for reporting problems to IBM.

**User response:** Contact your system programmer to report the problem.

---

**FOTS2054** `close(s->ptymaster): error_message`

**Explanation:** close() system call failed.

**System action:** The program continues.

**System programmer response:** Follow local procedures for reporting problems to IBM.

**User response:** Refer to *z/OS XL C/C++ Runtime Library Reference* for an explanation of the system error. If unable to resolve, contact your system programmer.

---

**FOTS2055** `function: write`

**Explanation:** Failure writing to a socket.

**System action:** The program ends.

**System programmer response:** Follow local procedures for reporting problems to IBM.

**User response:** Contact your system programmer to report the problem.

---

**FOTS2056** `xcalloc: zero size`

**Explanation:** The call to xcalloc() specified size of zero.

**System action:** The program ends.

**System programmer response:** Follow local procedures for reporting problems to IBM.

## FOTS2057 • FOTS2062

**User response:** Try the request again. If unable to resolve, contact your system programmer.

---

**FOTS2057** *function: read: return\_value*

**Explanation:** Could not read from a socket.

**System action:** The program ends.

**System programmer response:** Follow local procedures for reporting problems to IBM.

**User response:** Contact your system programmer to report the problem.

---

**FOTS2058** *function: read: bad msg\_len msg\_len*

**Explanation:** Message read from socket is too long.

**System action:** The program ends.

**System programmer response:** Follow local procedures for reporting problems to IBM.

**User response:** Verify connectivity and remote host status. If error persists contact your system programmer to report the problem.

---

**FOTS2059** *function: read: ret\_value != msg\_len*

**Explanation:** Number of bytes read from socket is incorrect.

**System action:** The program ends.

**System programmer response:** Follow local procedures for reporting problems to IBM.

**User response:** Verify connectivity and remote machine status. If error persists contact your system programmer to report the problem.

---

**FOTS2060** *function: read: rtype rtype != type type*

**Explanation:** Type read from socket does not match type expected.

**System action:** The program ends.

**System programmer response:** Follow local procedures for reporting problems to IBM.

**User response:** Verify connectivity and remote host status. If error persists contact your system programmer to report the problem.

---

**FOTS2061** *function: MONITOR\_ANS\_MODULI failed*

**Explanation:** Response received is not correct.

**System action:** The program ends.

**System programmer response:** Follow local procedures for reporting problems to IBM.

**User response:** Verify connectivity and remote host status. If error persists contact your system programmer to report the problem.

---

**FOTS2062** *function: BN\_new failed*

**Explanation:** Internal error.

**System action:** The program ends.

**System programmer response:** Follow local procedures for reporting problems to IBM.

**User response:** Contact your system programmer to report the problem.

---

---

**FOTS2063** *xalloc: nmemb \* size > SIZE\_T\_MAX*

**Explanation:** The call to `xalloc()` specified a size that is too large.

**System action:** The program ends.

**System programmer response:** Follow local procedures for reporting problems to IBM.

**User response:** Try the request again. If unable to resolve, contact your system programmer.

---

**FOTS2064** *function: struct passwd size mismatch*

**Explanation:** `passwd` structure received is not the correct size.

**System action:** The program ends.

**System programmer response:** Follow local procedures for reporting problems to IBM.

**User response:** Verify connectivity and remote host status. If error persists contact your system programmer to report the problem.

---

**FOTS2065** *function: bad ivlen: expected block\_size != len*

**Explanation:** Internal error.

**System action:** The program ends.

**System programmer response:** Follow local procedures for reporting problems to IBM.

**User response:** Contact your system programmer to report the problem.

---

**FOTS2066** *function: bad cipher name name or pointer cipher*

**Explanation:** Internal error.

**System action:** The program ends.

**System programmer response:** Follow local procedures for reporting problems to IBM.

**User response:** Contact your system programmer to report the problem.

---

**FOTS2067** *function: can not setup mac mac\_name*

**Explanation:** Internal error. The error occurred in *function*.

**System action:** The program ends.

**System programmer response:** Follow local procedures for reporting problems to IBM.

---

**FOTS2068** *function: bad mac key length: len > mac\_len*

**Explanation:** Internal error.

**System action:** The program ends.

**System programmer response:** Follow local procedures for reporting problems to IBM.

**User response:** Contact your system programmer to report the problem.

---

**FOTS2069** *function: conversion of newkeys failed*

**Explanation:** Error converting keys.

**System action:** The program ends.

**System programmer response:** Follow local procedures for reporting problems to IBM.

**User response:** Contact your system programmer to report the problem.

---

**FOTS2070** `key_from_blob: can't read key type`

**Explanation:** Internal error.

**System action:** The program continues.

**System programmer response:** Follow local procedures for reporting problems to IBM.

**User response:** Contact your system programmer.

---

**FOTS2071** *function:* `key_from_blob failed`

**Explanation:** Internal error.

**System action:** The program ends.

**System programmer response:** Follow local procedures for reporting problems to IBM.

**User response:** Contact your system programmer to report the problem.

---

**FOTS2072** `key_from_blob: can't read rsa key`

**Explanation:** Internal error.

**System action:** The program continues.

**System programmer response:** Follow local procedures for reporting problems to IBM.

**User response:** Contact your system programmer.

---

**FOTS2073** *function:* `key_to_blob failed`

**Explanation:** Internal error.

**System action:** The program ends.

**System programmer response:** Follow local procedures for reporting problems to IBM.

**User response:** Contact your system programmer to report the problem.

---

**FOTS2074** `key_from_blob: can't read dsa key`

**Explanation:** Internal error.

**System action:** The program continues.

**System programmer response:** Follow local procedures for reporting problems to IBM.

**User response:** Contact your system programmer.

---

**FOTS2075** *function:* `reply from monitor too large`

**Explanation:** Internal error.

**System action:** The program ends.

**System programmer response:** Follow local procedures for reporting problems to IBM.

**User response:** Contact your system programmer to report the problem.

---

**FOTS2076** *function:* `sendmsg(fd): error_message`

**Explanation:** `sendmsg()` system call failed.

**System action:** The program ends.

**System programmer response:** Follow local procedures for reporting problems to IBM.

**User response:** Refer to *z/OS XL C/C++ Runtime Library Reference* for an explanation of the system error. If unable to resolve, contact your system programmer.

---

---

**FOTS2077** *function: sendmsg: expected sent 1 got len*

**Explanation:** Internal error.

**System action:** The program ends.

**System programmer response:** Follow local procedures for reporting problems to IBM.

**User response:** Contact your system programmer to report the problem.

---

**FOTS2078** *function: UsePrivilegeSeparation=yes not supported*

**Explanation:** Internal error.

**System action:** The program ends.

**System programmer response:** Follow local procedures for reporting problems to IBM.

**User response:** Contact your system programmer to report the problem.

---

**FOTS2079** *function: recvmsg: system error*

**Explanation:** recvmsg() system call failed.

**System action:** The program continues.

**System programmer response:** Follow local procedures for reporting problems to IBM.

**User response:** Refer to *z/OS XL C/C++ Runtime Library Reference* for an explanation of the system error. If unable to resolve, contact your system programmer.

---

**FOTS2080** *function: recvmsg: expected received 1 got len*

**Explanation:** Internal error.

**System action:** The program continues.

**System programmer response:** Follow local procedures for reporting problems to IBM.

**User response:** Contact your system programmer to report the problem.

---

**FOTS2082** *function: expected type SCM\_RIGHTS got msg\_type*

**Explanation:** Internal error.

**System action:** The program continues.

**System programmer response:** Follow local procedures for reporting problems to IBM.

**User response:** Contact your system programmer to report the problem.

---

**FOTS2083** **percent\_expand: NULL replacement**

**Explanation:** Unable to expand escape characters. A NULL escape character was found.

**System action:** The program ends.

**System programmer response:** Follow local procedures for reporting problems to IBM.

**User response:** Verify that the escape characters are valid, and try the request again. If unable to resolve, contact your system programmer.

---

**FOTS2088** **percent\_expand: too many keys**

**Explanation:** Unable to expand escape characters. Too many escape characters were specified.

**System action:** The program ends.

**System programmer response:** Follow local procedures for reporting problems to IBM.

---

## FOTS2089 • FOTS2094

**User response:** Verify that the escape characters are valid and don't exceed the limit, and try the request again. If unable to resolve, contact your system programmer.

---

### FOTS2089 **percent\_expand: string too long**

**Explanation:** Unable to expand escape characters. The resulting string is too long.

**System action:** The program ends.

**System programmer response:** Follow local procedures for reporting problems to IBM.

**User response:** Verify that the escape characters are valid, and try the request again. If unable to resolve, contact your system programmer.

---

### FOTS2090 **XXX too many packets with same key**

**Explanation:** Internal error.

**System action:** The program ends.

**System programmer response:** Follow local procedures for reporting problems to IBM.

**User response:** Contact your system programmer to report the problem.

---

### FOTS2091 **setsockopt IP\_TOS tos: message:**

**Explanation:** setsockopt() system call failed.

**System action:** The program continues.

**System programmer response:** Follow local procedures for reporting problems to IBM.

**User response:** Refer to *z/OS XL C/C++ Runtime Library Reference* for an explanation of the system error. If unable to resolve, contact your system programmer.

---

### FOTS2092 **percent\_expand: unknown key %escape\_key**

**Explanation:** Unable to expand escape character. An unknown escape character *%escape\_character* was specified.

**System action:** The program ends.

**System programmer response:** Follow local procedures for reporting problems to IBM.

**User response:** Verify that the escape characters are valid, and try the request again. If unable to resolve, contact your system programmer.

---

### FOTS2093 **xcalloc: out of memory (allocating size bytes)**

**Explanation:** Unable to allocate the requested number of bytes *size*.

**System action:** The program ends.

**System programmer response:** Follow local procedures for reporting problems to IBM.

**User response:** Try the request again. If unable to resolve, contact your system programmer.

---

### FOTS2094 **xasprintf: could not allocate memory**

**Explanation:** Unable to allocate the requested number of bytes.

**System action:** The program ends.

**System programmer response:** Follow local procedures for reporting problems to IBM.

**User response:** Try the request again. If unable to resolve, contact your system programmer.

---



---

**FOTS2095** `xrealloc: nmemb * size > SIZE_T_MAX`

**Explanation:** The call to `xrealloc()` specified a size that is too large.

**System action:** The program ends.

**System programmer response:** Follow local procedures for reporting problems to IBM.

**User response:** Try the request again. If unable to resolve, contact your system programmer.

---

**FOTS2096** **WARNING:** *filename* does not exist, using fixed modulus

**Explanation:** The `fopen()` system call failed to open file *filename*. Fixed modulus will be used.

**System action:** The program continues.

**System programmer response:** Follow local procedures for reporting problems to IBM.

**User response:** Verify that the file *filename* exists, and try the request again. If unable to resolve, contact your system programmer.

---

**FOTS2097** **WARNING:** no suitable primes in *filename*

**Explanation:** No suitable primes were found in file *filename*. Fixed modulus will be used.

**System action:** The program continues.

**System programmer response:** Follow local procedures for reporting problems to IBM.

**User response:** Verify that the contents of file *filename* are valid, and try the request again. If unable to resolve, contact your system programmer.

---

**FOTS2098** **Warning:** *filename*, line *line\_number*: **keysize mismatch for host** *host\_name*: **actual** *actual\_keysize* vs. **announced** *announced\_keysize*.

**Explanation:** The keysize *announced\_keysize* on line *line\_number* in file *filename* is incorrect. The correct keysize is *actual\_keysize*.

**System action:** The program continues.

**System programmer response:** Follow local procedures for reporting problems to IBM.

**User response:** Correct the keysize, and try the request again. If unable to resolve, contact your system programmer.

---

**FOTS2099** **Warning:** replace *announced\_keysize* with *actual\_keysize* in *filename*, line *line\_number*.

**Explanation:** The keysize *announced\_keysize* on line *line\_number* in file *filename* is incorrect. The correct keysize is *actual\_keysize*.

**System action:** The program continues.

**System programmer response:** Follow local procedures for reporting problems to IBM.

**User response:** Correct the keysize, and try the request again. If unable to resolve, contact your system programmer.

---

**FOTS2101** **No key to look up!**

**Explanation:** Internal error.

**System action:** The program ends.

**System programmer response:** Follow local procedures for reporting problems to IBM.

**User response:** Contact your system programmer to report the problem.

---

**FOTS2102 Error calculating host key fingerprint.**

**Explanation:** Internal error.

**System action:** The program ends.

**System programmer response:** Follow local procedures for reporting problems to IBM.

**User response:** Contact your system programmer to report the problem.

---

**FOTS2103 dns\_export\_rr: unsupported algorithm**

**Explanation:** Internal error.

**System action:** The program ends.

**System programmer response:** Follow local procedures for reporting problems to IBM.

**User response:** Contact your system programmer to report the problem.

---

**FOTS2104 Too many bits: *bits* > *TEST\_MAXIMUM***

**Explanation:** Internal error.

**System action:** The program ends.

**System programmer response:** Follow local procedures for reporting problems to IBM.

**User response:** Contact your system programmer to report the problem.

---

**FOTS2105 Too few bits: *bits* < *TEST\_MINIMUM***

**Explanation:** Internal error.

**System action:** The program ends.

**System programmer response:** Follow local procedures for reporting problems to IBM.

**User response:** Contact your system programmer to report the problem.

---

**FOTS2106 Insufficient memory for tiny sieve: need *bytes* bytes**

**Explanation:** Internal error.

**System action:** The program ends.

**System programmer response:** Follow local procedures for reporting problems to IBM.

**User response:** Contact your system programmer to report the problem.

---

**FOTS2107 Insufficient memory for small sieve: need *bytes* bytes**

**Explanation:** Internal error.

**System action:** The program ends.

**System programmer response:** Follow local procedures for reporting problems to IBM.

**User response:** Contact your system programmer to report the problem.

---

**FOTS2108 Error writing to modulus candidate file: *error\_message***

**Explanation:** A call to `fflush()` failed on file *filename*. The system error is displayed with this message.

**System action:** The program ends.

**System programmer response:** Follow local procedures for reporting problems to IBM.

**User response:** Refer to *z/OS XL C/C++ Runtime Library Reference* for an explanation of the system error. If unable to resolve, contact your system programmer.

---

---

**FOTS2109 BN\_new failed**

**Explanation:** Internal error.

**System action:** The program ends.

**System programmer response:** Follow local procedures for reporting problems to IBM.

**User response:** Contact your system programmer.

---

**FOTS2110 BN\_copy: failed**

**Explanation:** Internal error.

**System action:** The program ends.

**System programmer response:** Follow local procedures for reporting problems to IBM.

**User response:** Contact your system programmer.

---

**FOTS2111 BN\_set\_bit: failed**

**Explanation:** Internal error.

**System action:** The program ends.

**System programmer response:** Follow local procedures for reporting problems to IBM.

**User response:** Contact your system programmer.

---

**FOTS2112 BN\_set\_word failed**

**Explanation:** Internal error.

**System action:** The program ends.

**System programmer response:** Follow local procedures for reporting problems to IBM.

**User response:** Contact your system programmer.

---

**FOTS2113 BN\_add failed**

**Explanation:** Internal error.

**System action:** The program ends.

**System programmer response:** Follow local procedures for reporting problems to IBM.

**User response:** Contact your system programmer.

---

**FOTS2114 BN\_CTX\_new failed**

**Explanation:** Internal error.

**System action:** The program ends.

**System programmer response:** Follow local procedures for reporting problems to IBM.

**User response:** Contact your system programmer.

---

**FOTS2115 BN\_hex2bn failed**

**Explanation:** Internal error.

**System action:** The program ends.

**System programmer response:** Follow local procedures for reporting problems to IBM.

**User response:** Contact your system programmer.

**FOTS2116** `kexdh_client: BN_bin2bn failed`

**Explanation:** Internal error.

**System action:** The program ends.

**System programmer response:** Follow local procedures for reporting problems to IBM.

**User response:** Contact your system programmer.

---

**FOTS2117** `function: set_nonblock(file_descriptor)`

**Explanation:** Unable to set file descriptor *file\_descriptor* to non-blocking. The error occurred in *function*.

**System action:** The program ends.

**System programmer response:** Follow local procedures for reporting problems to IBM.

**User response:** Contact your system programmer.

---

**FOTS2118** `channel_add_adm_permitted_opens: too many forwards`

**Explanation:** Too many port forwarding destinations specified for the `sshd_config` `PermitOpen` keyword.

**System action:** The program ends.

**User response:** Refer to *IBM Ported Tools for z/OS: OpenSSH User's Guide* for valid `sshd_config` `PermitOpen` keyword values, and try the request again.

---

**FOTS2119** `channel_prepare_select: max_fd (maximum_file_descriptor) is too large`

**Explanation:** Internal error.

**System action:** The program ends.

**System programmer response:** Follow local procedures for reporting problems to IBM.

**User response:** Contact your system programmer.

---

**FOTS2120** `reverse mapping checking getaddrinfo for host_name [ipaddr] failed – POSSIBLE BREAK-IN ATTEMPT!`

**Explanation:** When `sshd` attempted to map *host\_name* back to an IP address, a call to `getaddrinfo()` failed. `sshd` will use the socket IP address rather than the returned hostname from the Domain Name System (DNS) server.

**System action:** The program continues.

**System programmer response:** Verify that the entries in the Domain Name System (DNS) database are correct.

---

**FOTS2121** `get_socket_address: getnameinfo flag failed: system error`

**Explanation:** A call to `getnameinfo()` failed with system error *system error*. *flag* is the argument of `getnameinfo()`.

**System action:** The program continues.

**System programmer response:** Follow local procedures for reporting problems to IBM.

**User response:** Contact your system programmer.

---

**FOTS2122** `get_sock_port: getnameinfo NI_NUMERICSERV failed: system error`

**Explanation:** A call to `getnameinfo()` failed with system error *system error*.

**System action:** The program continues.

**System programmer response:** Follow local procedures for reporting problems to IBM.

**User response:** Refer to *z/OS XL C/C++ Runtime Library Reference* for an explanation of argument `NI_NUMERICSERV`. Contact your system programmer.

---

---

**FOTS2123 BN\_rand failed**

**Explanation:** Internal error.

**System action:** The program ends.

**System programmer response:** Follow local procedures for reporting problems to IBM.

**User response:** Contact your system programmer.

---

**FOTS2124 buffer\_consume\_ret: trying to get more bytes than in buffer**

**Explanation:** Internal error.

**System action:** The program continues.

**System programmer response:** Follow local procedures for reporting problems to IBM.

**User response:** Contact your system programmer.

---

**FOTS2125 buffer\_get: buffer error**

**Explanation:** Internal error.

**System action:** The program ends.

**System programmer response:** Follow local procedures for reporting problems to IBM.

**User response:** Contact your system programmer.

---

**FOTS2126 buffer\_put\_bignum: buffer error**

**Explanation:** Internal error.

**System action:** The program ends.

**System programmer response:** Follow local procedures for reporting problems to IBM.

**User response:** Contact your system programmer.

---

**FOTS2127 buffer\_get\_bignum\_ret: invalid length**

**Explanation:** Internal error.

**System action:** The program continues.

**System programmer response:** Follow local procedures for reporting problems to IBM.

**User response:** Contact your system programmer.

---

**FOTS2128 buffer\_get\_bignum\_ret: BN\_bin2bn failed**

**Explanation:** Internal error.

**System action:** The program continues.

**System programmer response:** Follow local procedures for reporting problems to IBM.

**User response:** Contact your system programmer.

---

**FOTS2129 buffer\_get\_bignum\_ret: buffer\_consume failed**

**Explanation:** Internal error.

**System action:** The program continues.

**System programmer response:** Follow local procedures for reporting problems to IBM.

**User response:** Contact your system programmer.

---

**FOTS2130 buffer\_get\_bignum: buffer error**

**Explanation:** Internal error.

**System action:** The program ends.

**System programmer response:** Follow local procedures for reporting problems to IBM.

**User response:** Contact your system programmer.

---

**FOTS2131 buffer\_put\_bignum2: buffer error**

**Explanation:** Internal error.

**System action:** The program ends.

**System programmer response:** Follow local procedures for reporting problems to IBM.

**User response:** Contact your system programmer.

---

**FOTS2132 buffer\_get\_bignum2\_ret: invalid bignum**

**Explanation:** Internal error.

**System action:** The program continues.

**System programmer response:** Follow local procedures for reporting problems to IBM.

**User response:** Contact your system programmer.

---

**FOTS2133 buffer\_get\_bignum2\_ret: negative numbers not supported**

**Explanation:** Internal error.

**System action:** The program continues.

**System programmer response:** Follow local procedures for reporting problems to IBM.

**User response:** Contact your system programmer.

---

**FOTS2134 buffer\_get\_bignum2\_ret: BN\_bin2bn failed**

**Explanation:** Internal error.

**System action:** The program continues.

**System programmer response:** Follow local procedures for reporting problems to IBM.

**User response:** Contact your system programmer.

---

**FOTS2135 buffer\_get\_bignum2: buffer error**

**Explanation:** Internal error.

**System action:** The program ends.

**System programmer response:** Follow local procedures for reporting problems to IBM.

**User response:** Contact your system programmer.

---

**FOTS2136 BN\_lshift failed**

**Explanation:** Internal error.

**System action:** The program ends.

**System programmer response:** Follow local procedures for reporting problems to IBM.

**User response:** Contact your system programmer.

---

---

**FOTS2137 BN\_add\_word failed**

**Explanation:** Internal error.

**System action:** The program ends.

**System programmer response:** Follow local procedures for reporting problems to IBM.

**User response:** Contact your system programmer.

---

**FOTS2138 BN\_rshift failed**

**Explanation:** Internal error.

**System action:** The program ends.

**System programmer response:** Follow local procedures for reporting problems to IBM.

**User response:** Contact your system programmer.

---

**FOTS2139 ssh\_msg\_recv: read: header**

**Explanation:** Internal error. Partial data was read into an internal buffer.

**System action:** The program continues.

**System programmer response:** Follow local procedures for reporting problems to IBM.

**User response:** Contact your system programmer.

---

**FOTS2140 ssh\_msg\_recv: read: error\_message**

**Explanation:** Internal error. Partial data was read into an internal buffer. The system error is displayed with the message.

**System action:** The program continues.

**System programmer response:** Take appropriate action based on the system error.

**User response:** Refer to *z/OS XL C/C++ Runtime Library Reference* for an explanation of the system error. If unable to resolve, contact your system programmer.

---

**FOTS2142 buffer\_get\_int: buffer error**

**Explanation:** Internal error.

**System action:** The program ends.

**System programmer response:** Follow local procedures for reporting problems to IBM.

**User response:** Contact your system programmer.

---

**FOTS2143 buffer\_get\_string\_ret: buffer\_get failed**

**Explanation:** Internal error.

**System action:** The program continues.

**System programmer response:** Follow local procedures for reporting problems to IBM.

**User response:** Contact your system programmer.

---

**FOTS2144 buffer\_get\_string: buffer error**

**Explanation:** Internal error.

**System action:** The program ends.

**System programmer response:** Follow local procedures for reporting problems to IBM.

## FOTS2145 • FOTS2151

**User response:** Contact your system programmer.

---

**FOTS2145** `buffer_get_char_ret: buffer_get_ret failed`

**Explanation:** Internal error.

**System action:** The program continues.

**System programmer response:** Follow local procedures for reporting problems to IBM.

**User response:** Contact your system programmer.

---

**FOTS2146** `buffer_get_char: buffer error`

**Explanation:** Internal error.

**System action:** The program ends.

**System programmer response:** Follow local procedures for reporting problems to IBM.

**User response:** Contact your system programmer.

---

**FOTS2147** `buffer_get_string_bin: buffer error`

**Explanation:** Internal error.

**System action:** The program ends.

**System programmer response:** Follow local procedures for reporting problems to IBM.

**User response:** Contact your system programmer.

---

**FOTS2148** `buffer_get_string_bin_ret: buffer_get_ret failed`

**Explanation:** Internal error.

**System action:** The program continues.

**System programmer response:** Follow local procedures for reporting problems to IBM.

**User response:** Contact your system programmer.

---

**FOTS2149** `buffer_put_cstring_bin: s == NULL`

**Explanation:** Internal error.

**System action:** The program ends.

**System programmer response:** Follow local procedures for reporting problems to IBM.

**User response:** Contact your system programmer.

---

**FOTS2150** `RESTART FAILED: av[0]='arg0', error: system error.`

**Explanation:** A SIGHUP signal was sent to sshd, but sshd was unable to restart. A call to `execv()` with the argument `argv0` failed.

**System action:** The program ends.

**System programmer response:** Attempt to run `arg0` manually. If unable to resolve, follow local procedures for reporting problems to IBM.

---

**FOTS2151** `Could not write ident string to ipaddr`

**Explanation:** A write to the socket failed while sshd was trying to send the SSH protocol version identification string to the peer.

**System action:** The daemon handling the connection ends.



**System programmer response:** If unable to resolve, follow local procedures for reporting problems to IBM.

---

**FOTS2152 Did not receive identification string from *ipaddr***

**Explanation:** sshd could not read the remote system's version identification.

**System action:** The daemon handling the connection ends.

**System programmer response:** If unable to resolve, follow local procedures for reporting problems to IBM.

---

**FOTS2153 Bad protocol version identification '*versionstring*' from *ipaddr***

**Explanation:** The local SSH daemon discovered a version incompatibility. sshd discovered that the remote system's version of SSH is not compatible with this version of SSH. The remote system is *ipaddr*. The version of SSH on the remote system is *versionstring*.

**System action:** The program ends.

**System programmer response:** Upgrade the SSH client on the remote system. Verify that the version on the remote system works properly.

---

**FOTS2154 probed from *remote\_ip* with *version*. Don't panic.**

**Explanation:** During version identification exchange, sshd discovered that the remote system's version of SSH indicates it is a probe. The remote system is *remote\_ip*. The version string of SSH that attempted a connection is *version*.

**System action:** The daemon handling the connection ends.

**System programmer response:** Follow local procedures for handling probes.

---

**FOTS2155 scanned from *remote\_ip* with *version*. Don't panic.**

**Explanation:** During version identification exchange, sshd discovered that the remote system's version of SSH indicates it is a scanner, such as what might be sent by a ScanSSH program. The remote system is *remote\_ip*. The version string of SSH that attempted a connection is *version*.

**System action:** The daemon handling the connection ends.

**System programmer response:** Follow local procedures for handling SSH scans.

---

**FOTS2156 Protocol major versions differ for *remoteip*: *sversion* vs. *cversion***

**Explanation:** During version identification exchange, sshd discovered that the remote system's version of SSH, *cversion*, is not compatible with the local version of SSH, *sversion*. The remote system is *remote\_ip*.

**System action:** The daemon handling the connection ends.

**System programmer response:** Verify that the remote version of SSH is compatible with the local version being run by the daemon. If compatible, follow local procedures for reporting problems to IBM.

---

**FOTS2157 sshd: no hostkeys available -- exiting.**

**Explanation:** During initialization, sshd could not find any host keys for either Protocol Version 1 or Protocol Version 2.

**System action:** The program ends.

**System programmer response:** Generate the host keys. See *IBM Ported Tools for z/OS: OpenSSH User's Guide* for information on setting up the host keys for sshd.

---

**FOTS2158 User *username* not allowed because shell *shell* does not exist**

**Explanation:** sshd refused access to user *username* because the user's default program is set to *shell*, and *shell* does not exist.

**System action:** The program continues.

**System programmer response:** Follow local procedures for setting up user accounts.

---

**FOTS2159 User *username* not allowed because shell *shell* is not executable**

**Explanation:** sshd refused access to user *username* because the user's default program is set to *shell*, and *shell* is not marked as executable.

**System action:** The program continues.

**System programmer response:** If the intent is to allow access to the user, change the POSIX permissions of *shell* to make it executable. See the "chmod" command in *z/OS UNIX System Services Command Reference* for more information.

---

**FOTS2160 User *username* not allowed because listed in DenyUsers**

**Explanation:** sshd refused access to user *username* because the user was denied access through the DenyUsers keyword in the sshd\_config file.

**System action:** The program continues.

**System programmer response:** None.

---

**FOTS2161 User *username* not allowed because not listed in AllowUsers**

**Explanation:** sshd refused access to user *username* because the username is not listed with the AllowUsers keyword in the sshd\_config file.

**System action:** The program continues.

**System programmer response:** None.

---

**FOTS2162 User *username* not allowed because not in any group**

**Explanation:** sshd refused access to user *username* because the user does not have any groups associated with it.

**System action:** The program continues.

**System programmer response:** Follow local procedures for setting up user accounts.

---

**FOTS2163 User *username* not allowed because a group is listed in DenyGroups**

**Explanation:** sshd refused access to user *username* because the user belongs to a group which was denied access through the DenyGroups keyword in the sshd\_config file.

**System action:** The program continues.

**System programmer response:** None.

---

**FOTS2164 User *username* not allowed because none of user's groups are listed in AllowGroups**

**Explanation:** sshd refused access to user *username* because the user belongs to a group which is not listed with the AllowGroups keyword in the sshd\_config file.

**System action:** The program continues.

**System programmer response:** None.

---

---

**FOTS2165** ROOT LOGIN REFUSED FROM *ipaddr*

**Explanation:** sshd refused access to a superuser due to the setting of the PermitRootLogin keyword in the `sshd_config` file.

**System action:** The program continues.

**System programmer response:** None.

---

**FOTS2166** Authentication refused for *username*: bad owner or modes for *filename*

**Explanation:** sshd refused access to a user *username* because either the permissions on the user's hostfile *filename* are too open, the file is not owned by *username*, or a call to `stat()` failed for *filename*.

**System action:** The program continues.

**System programmer response:** Instruct the user to correct their setup.

---

**FOTS2167** User *username* from *ipaddr* not valid

**Explanation:** sshd refused access to a user *username* because sshd does not recognize *username* as a valid user on the local system. Specifically, a call to `getpwnam()` for *username* failed.

**System action:** The program continues.

**System programmer response:** None.

---

**FOTS2168** Authentication tried for *username* with correct key but not from a permitted host (**host=hostname, ip=hostip**).

**Explanation:** sshd refused access to a user *username* because the user's `authorized_keys` file has a "from=" option specification which does not permit *hostname* or *hostip*.

**System action:** The program continues.

**System programmer response:** None.

---

**FOTS2169** Bad options in *authfile* file, line *linenum*: *options*

**Explanation:** sshd refused access to a user because the user's `authorized_keys` file *authfile* has a bad options specification string *options* on line *linenum* of the file.

**System action:** The program continues.

**System programmer response:** None.

---

**FOTS2170** Client on *hostname* failed to respond correctly to host authentication."

**Explanation:** sshd refused access to a user during `RhostsRSAAuthentication` because the ssh client on *hostname* did not respond correctly to the challenge.

**System action:** The program continues.

**System programmer response:** Check that the public host key for *hostname* is valid in the system-wide known hosts file. Instruct the user to verify that the public host key for *hostname* is valid in their known hosts file.

---

**FOTS2171** Rhosts authentication refused for *username*: no home directory *dirname*

**Explanation:** sshd refused access to user *username* because the user's HOME directory *dirname* does not exist or is inaccessible. A call to `stat()` for *dirname* failed.

**System action:** The program continues.

**System programmer response:** Follow local procedures for setting up user accounts.

---

**FOTS2172 Rhosts authentication refused for *username*: bad ownership or modes for home directory.**

**Explanation:** sshd refused access to user *username* because the user's HOME directory is writable by others, or is not owned by the user.

**System action:** The program continues.

**System programmer response:** Follow local procedures for setting up user accounts.

---

**FOTS2173 Rhosts authentication refused for *username*: bad modes for *filename***

**Explanation:** sshd refused access to user *username* because the user's rhosts file *filename* is writable by others, or is not owned by the user.

**System action:** The program continues.

**System programmer response:** Instruct the user to correct the file modes and/or ownership.

---

**FOTS2174 Authentication refused: *errortext***

**Explanation:** sshd refused access to a user because the user's authorized keys file, or some component of the pathname, is not secure. The text *errortext* explains further the cause of the problem.

**System action:** The program continues.

**System programmer response:** Instruct the user to take action based on *errortext*.

---

**FOTS2175 Nasty PTR record "*name*" is set up for *ipaddr*, ignoring**

**Explanation:** When sshd performed a reverse lookup for *ipaddr*, it received a numeric hostname *name*. sshd will use the IP address rather than the returned hostname.

**System action:** The program continues.

**System programmer response:** Verify that the entries in the Domain Name System (DNS) database are correct.

---

**FOTS2176 reverse mapping checking getaddrinfo for *hostname* failed – POSSIBLE BREAKIN ATTEMPT!**

**Explanation:** When sshd attempted to map *hostname* back to an IP address, a call to getaddrinfo() failed. sshd will use the socket IP address rather than the returned hostname from the Domain Name System (DNS) server.

**System action:** The program continues.

**System programmer response:** Verify that the entries in the Domain Name System (DNS) database are correct.

---

**FOTS2177 Address *ipaddr* maps to *hostname*, but this does not map back to the address – POSSIBLE BREAK-IN ATTEMPT!**

**Explanation:** When sshd attempted to map *hostname* back to an IP address using DNS, the returned IP address *ipaddr* differed from that associated with the socket. sshd will use the socket IP address rather than the returned hostname from the Domain Name System (DNS) server.

**System action:** The program continues.

**System programmer response:** Verify that the entries in the Domain Name System (DNS) database are correct.

---

**FOTS2178 Connection from *ipaddr* with IP options:*options***

**Explanation:** A call to getsockopt() failed for the IP address *ipaddr* with options *options*.

**System action:** The program ends.

**System programmer response:** If unable to resolve, follow local procedures for reporting problems to IBM.

---

---

**FOTS2179 Invalid command.**

**Explanation:** The ssh user attempted to open a command line using the escape character with "C". Only -L and -R (to add port forwardings) are supported commands, but the user entered something else.

**System action:** The program continues.

**User response:** Only use the -L or -R options with the command line escape.

---

**FOTS2180 Not supported for SSH protocol version 1.**

**Explanation:** The ssh user attempted to open a command line and specify local port forwarding (using -L) using the escape character with "C". This is not supported for SSH Protocol Version 1.

**System action:** The program continues.

**User response:** Use -L in an open command line with SSH Protocol Version 2.

---

**FOTS2181 Bad forwarding port(s)."**

**Explanation:** One of the port numbers specified with ssh options -R or -L are invalid. A port number should be greater than zero and less than or equal to 65535.

**System action:** The program continues.

**User response:** Reissue ssh with valid port numbers.

---

**FOTS2182 Port forwarding failed.**

**Explanation:** ssh was unable to set up port forwarding. Another error message describes the problem.

**System action:** The program continues.

**User response:** If unable to resolve, follow local procedures for reporting problems to IBM.

---

**FOTS2183 User *username* not allowed because *programe* exists**

**Explanation:** User *username* was not allowed to log in because the nologin program, *programe*, exists.

**System action:** The program ends.

**System programmer response:** None.

---

**FOTS2184 You don't exist, go away!**

**Explanation:** A call to getpwuid() failed for the current running user id.

**System action:** The program ends.

**User response:** Follow local procedures for reporting problems to IBM.

---

**FOTS2185 Packet integrity error (*length bytes remaining*) at *filename:linenum***

**Explanation:** An internal error occurred.

**System action:** The program ends.

**User response:** Follow local procedures for reporting problems to IBM.

---

**FOTS2186 tcgetattr: *error\_message***

**Explanation:** The tcgetattr() system call failed. The daemon is unable to set the terminal modes for the child session. The system error is displayed with the message.

**System action:** The program continues.

**System programmer response:** Follow local procedures for reporting problems to IBM.

---

## FOTS2187 • FOTS2192

**User response:** Refer to *z/OS XL C/C++ Runtime Library Reference* for an explanation of the system error. If unable to resolve, contact your system programmer.

---

### FOTS2187 **Setting tty modes failed:** *system error*

**Explanation:** A call to `tsetattr()` failed. The daemon is unable to set the terminal modes for the child session.

**System action:** The program continues.

**System programmer response:** Follow local procedures for reporting problems to IBM.

**User response:** Refer to *z/OS XL C/C++ Runtime Library Reference* for an explanation of the system error. If unable to resolve, contact your system programmer.

---

### FOTS2188 *type host key for IP address 'ipaddr' not in list of known hosts.*

**Explanation:** ssh found the user has an old-style user `known_hosts` file, `known_hosts2`, and checked that file for the host key for `ipaddr`. ssh was unable to find the host key of type `type` for `ipaddr`. The IP address is being checked because `CheckHostIP` is enabled.

**System action:** The program continues.

**User response:** Verify you really meant to use the `known_hosts2` file. If so, add the correct host key for `ipaddr`. It is possible the host key just changed.

---

### FOTS2189 **Failed to add the *type* host key for IP address 'ipaddr' to the list of known hosts** (*hostfile*).

**Explanation:** ssh attempted to add the host key for `ipaddr` to the user hostfile `hostfile`, but failed. The host key attempted is of type `type`. The IP address is being checked because `CheckHostIP` is enabled.

**System action:** The program continues.

**User response:** Verify that the user hostfile `hostfile` is writable by the user.

---

### FOTS2190 **Failed to add the host to the list of known hosts** (*hostfile*).

**Explanation:** ssh detected a new host key and attempted to add it to the user hostfile `hostfile`, but failed.

**System action:** The program continues.

**User response:** Verify that the user hostfile `hostfile` is writable by the user.

---

### FOTS2191 **WARNING: Encryption is disabled! Password will be transmitted in clear text.**

**Explanation:** The user is using ssh with Protocol Version 1 and password authentication. ssh detected a cipher is not getting used for encryption. This should not occur, since in Protocol Version 1 if "none" is specified, 3des should be used.

**System action:** The program continues.

**User response:** Follow local procedures for reporting problems to IBM.

---

### FOTS2192 **Warning: privilege separation user should not be UID 0.**

**Explanation:** The privilege separation user (SSHD) is defined to be UID 0, but it should be defined to an unprivileged (non-UID 0) user ID. Defining this user as UID 0 may decrease the effectiveness of privilege separation. This may also cause problems with some security products.

**System action:** The program continues.

**System programmer response:** Redefine the SSHD privilege separation user to be a non-UID 0 user ID.

---

---

**FOTS2193** Failed to change code sets to convert between "*from\_codeset*" and "*to\_codeset*".

**Explanation:** The OpenSSH daemon attempted to change the internal code sets used for data conversion. This occurs if the remote process changes the code sets of the terminal. For example, a user issuing the **chcp** command from the remote shell could initiate this processing.

**System action:** The daemon will continue to use the previous setting for data conversion. The program continues.

**System programmer response:** Follow local procedures for reporting problems to IBM.

**User response:** Verify that conversion is possible between the code sets specified by the user. If unable to resolve, contact your system programmer.

---

**FOTS2194** `__tcgetcp()` failed: *system error*

**Explanation:** A call to `__tcgetcp()` failed while **sshd** was trying to obtain the code set information for the master pty. The system error is displayed with this message.

**System action:** The program continues.

**System programmer response:** Refer to *z/OS XL C/C++ Runtime Library Reference* for an explanation of the system error. If unable to resolve, follow local procedures for reporting problems to IBM.

---

**FOTS2195** *function failed* : *system error*

**Explanation:** A call to *function* failed. The system error is displayed with this message.

**System action:** The program continues.

**System programmer response:** Follow local procedures for reporting problems to IBM.

**User response:** Refer to *z/OS XL C/C++ Runtime Library Reference* for an explanation of the system error. If unable to resolve, contact your system programmer.

---

**FOTS2196** **iconv failed. Conversion stopped at 0xhexbyte. System Error:** *system error*

**Explanation:** A call to `iconv()` failed indicating that a byte did not have a representation in the destination codeset. Conversion failed at byte *hexbyte*. The system error is displayed with this message.

**System action:** The program continues.

**System programmer response:** Follow local procedures for reporting problems to IBM.

**User response:** Verify that conversion is possible between the code sets specified by the user. Refer to *z/OS XL C/C++ Runtime Library Reference* for an explanation of the system error. If unable to resolve, contact your system programmer.

---

**FOTS2197** *function\_name*: read only partial extended packet data. *len:bytes data:packet flag* **System Error:***system error*

**Explanation:** A call to `read()` expected at least four bytes of extended packet data and received only *bytes* bytes, shown in *packet flag*. If an application attempted to change the code sets for the allocated terminal, this action may not have been performed. The system error is displayed with this message.

**System action:** The program continues.

**System programmer response:** Follow local procedures for reporting problems to IBM.

**User response:** Verify that conversion is possible between the code sets specified by the user. If applicable, reissue the **chcp** command. Refer to *z/OS XL C/C++ Runtime Library Reference* for an explanation of the system error. If unable to resolve, contact your system programmer.

---

**FOTS2198** kexgex\_client: BN\_bin2bn failed

**Explanation:** Internal error.

**System action:** The program ends.

**System programmer response:** Follow local procedures for reporting problems to IBM.

**User response:** Contact your system programmer.

---

**FOTS2199** X11 connection rejected because of wrong authentication.

**Explanation:** An X11 connection has been rejected because of incorrect authentication information.

**System action:** The program continues.

**System programmer response:** Follow local procedures for reporting problems to IBM.

**User response:** Verify that the authentication information for the X11 connection is correct, and try the request again. If unable to resolve, contact your system programmer.

---

**FOTS2201** ssh\_kex: BN\_set\_word failed

**Explanation:** Internal error.

**System action:** The program ends.

**System programmer response:** Follow local procedures for reporting problems to IBM.

**User response:** Contact your system programmer.

---

**FOTS2202** ssh\_kex: BN\_lshift failed

**Explanation:** Internal error.

**System action:** The program ends.

**System programmer response:** Follow local procedures for reporting problems to IBM.

**User response:** Contact your system programmer.

---

**FOTS2203** ssh\_kex: BN\_add\_word failed

**Explanation:** Internal error.

**System action:** The program ends.

**System programmer response:** Follow local procedures for reporting problems to IBM.

**User response:** Contact your system programmer.

---

**FOTS2204** ssh: connect to host *host\_name* port *port*: *error\_message*

**Explanation:** Connection to host *host\_name* on port *port* could not be established. The system error is displayed with the message.

**System action:** The program continues.

**System programmer response:** Take appropriate action based on the system error. If unable to resolve, follow local procedures for reporting problems to IBM.

**User response:** Verify that a server is listening for connections on the specified host and port, and try the request again. Refer to *z/OS XL C/C++ Runtime Library Reference* for an explanation of the system error. If unable to resolve, contact your system programmer.

---



---

**FOTS2205 Connection timed out during banner exchange**

**Explanation:** The connection timed out while exchanging banner information.

**System action:** The program ends.

**System programmer response:** Follow local procedures for reporting problems to IBM.

**User response:** Verify that a server is listening for connections on the specified host and port, and try the request again. If unable to resolve, contact your system programmer.

---

**FOTS2206 ssh\_exchange\_identification: select: error\_message**

**Explanation:** The select() system call failed. The system error is displayed with the message.

**System action:** The program ends.

**System programmer response:** Take appropriate action based on the system error.

**User response:** Refer to *z/OS XL C/C++ Runtime Library Reference* for an explanation of the system error. If unable to resolve, contact your system programmer.

---

**FOTS2207 ssh\_exchange\_identification: No banner received**

**Explanation:** The connection failed to complete the banner exchange. No banner was received.

**System action:** The program ends.

**System programmer response:** Follow local procedures for reporting problems to IBM.

**User response:** Verify that a server is listening for connections on the specified host and port, and try the request again. If unable to resolve, contact your system programmer.

---

**FOTS2208 Tunnel forwarding is disabled to avoid man-in-the-middle attacks.**

**Explanation:** Strict host key checking (refer to the ssh\_config StrictHostKeyChecking keyword) has not been requested, so the connection is allowed, but tunnel forwarding is disabled.

**System action:** The program continues.

**System programmer response:** Follow local procedures for reporting problems to IBM.

**User response:** The ssh\_config Tunnel keyword is not supported on z/OS UNIX. Remove the keyword from the file, and try the request again. Refer to *IBM Ported Tools for z/OS: OpenSSH User's Guide* for more information on the ssh\_config keywords. If unable to resolve, contact your system programmer.

---

**FOTS2209 Couldn't execute shell\_path -c "shell\_arguments": error\_message**

**Explanation:** The execl() system call failed. The system error is displayed with the message.

**System action:** The program ends.

**System programmer response:** Take appropriate action based on the system error.

**User response:** Refer to *z/OS XL C/C++ Runtime Library Reference* for an explanation of the system error. If unable to resolve, contact your system programmer.

---

**FOTS2210 Couldn't wait for child: error\_message**

**Explanation:** The waitpid() system call failed. The system error is displayed with the message.

**System action:** The program ends.

**System programmer response:** Take appropriate action based on the system error.

**User response:** Refer to *z/OS XL C/C++ Runtime Library Reference* for an explanation of the system error. If unable to resolve, contact your system programmer.

---

**FOTS2211 PRIV\_START: seteuid: error\_message**

**Explanation:** The seteuid() system call failed. The system error is displayed with the message.

**System action:** The program ends.

**System programmer response:** Take appropriate action based on the system error. Also, verify that the ssh command has the noshareas extended attribute set.

**User response:** Refer to *z/OS XL C/C++ Runtime Library Reference* for an explanation of the system error. If unable to resolve, contact your system programmer.

---

**FOTS2212 PRIV\_END: seteuid: error\_message**

**Explanation:** The seteuid() system call failed. The system error is displayed with the message.

**System action:** The program ends.

**System programmer response:** Take appropriate action based on the system error. Also, verify that the ssh program has the noshareas extended attribute set. The attribute can be set via the **extattr** command.

**User response:** Refer to *z/OS XL C/C++ Runtime Library Reference* for an explanation of the system error. If unable to resolve, contact your system programmer.

---

**FOTS2213 Warning: No xauth data; using fake authentication data for X11 forwarding.**

**Explanation:** Unable to generate xauth key data for X11 forwarding. Fake data will be used.

**System action:** The program continues.

**User response:** Verify that the location of the xauth program is valid and that the program is capable of generating the required xauth key data, and try the request again. Refer to *IBM Ported Tools for z/OS: OpenSSH User's Guide* for more information on the ssh\_config XAuthLocation keyword.

---

**FOTS2214 Timeout, server not responding.**

**Explanation:** The ssh session ended because the server did not respond within the time allowed. The number of server alive messages sent exceeded the value set by the ssh\_config ServerAliveCountMax keyword.

**System action:** The program ends.

**User response:** Verify that the server is active, and try the request again. Refer to *IBM Ported Tools for z/OS: OpenSSH User's Guide* for more information on the ssh\_config ServerAliveCountMax keyword.

---

**FOTS2215 Could not request tunnel forwarding.**

**Explanation:** The tunnel forwarding request has failed.

**System action:** The program ends.

**System programmer response:** Follow local procedures for reporting problems to IBM.

**User response:** Tunnel forwarding is not supported on z/OS UNIX. Remove the tunnel forwarding request, and try again. Refer to *IBM Ported Tools for z/OS: OpenSSH User's Guide* for more information on tunnel forwarding. If unable to resolve, contact your system programmer.

---

**FOTS2216 Could not request tunnel forwarding.**

**Explanation:** The tunnel forwarding request has failed.

**System action:** The program continues.

**System programmer response:** Follow local procedures for reporting problems to IBM.

**User response:** Tunnel forwarding is not supported on z/OS UNIX. Remove the tunnel forwarding request, and try again. Refer to *IBM Ported Tools for z/OS: OpenSSH User's Guide* for more information on tunnel forwarding. If unable to resolve, contact your system programmer.

---

**FOTS2217**    **Error: remote port forwarding failed for listen port** *listen\_port*

**Explanation:** A remote forwarding request failed for listen port *listen\_port*.

**System action:** The program ends.

**System programmer response:** Follow local procedures for reporting problems to IBM.

**User response:** The server failed to complete the remote forwarding request. Verify that the remote forwarding request is valid on the server, and try the request again. If unable to resolve, contact your system programmer.

---

**FOTS2218**    **ControlPath too long**

**Explanation:** The control path is too long.

**System action:** The program ends.

**System programmer response:** Follow local procedures for reporting problems to IBM.

**User response:** Verify that the control path is valid, and try the request again. Refer to *IBM Ported Tools for z/OS: OpenSSH User's Guide* for more information on the `ssh_config` `ControlPath` keyword. If unable to resolve, contact your system programmer.

---

**FOTS2219**    *function* **socket(): error\_message**

**Explanation:** The `socket()` system call failed. The system error is displayed with the message. The error occurred in *function*.

**System action:** The program ends.

**System programmer response:** Take appropriate action based on the system error.

**User response:** Refer to *z/OS XL C/C++ Runtime Library Reference* for an explanation of the system error. If unable to resolve, contact your system programmer.

---

**FOTS2220**    **Not supported.**

**Explanation:** Cancel local forwarding `-KL` is not a supported `ssh` command line option.

**System action:** The program continues.

**User response:** Refer to *IBM Ported Tools for z/OS: OpenSSH User's Guide* for more information on the `ssh` command line options.

---

**FOTS2221**    **Bad forwarding close port**

**Explanation:** Bad port specified for the `-KR` `ssh` command line option.

**System action:** The program continues.

**User response:** Verify that a valid port is specified, and try the request again. Refer to *IBM Ported Tools for z/OS: OpenSSH User's Guide* for more information on the `ssh` command line options.

---

**FOTS2222**    **Bad forwarding specification.**

**Explanation:** Bad forwarding specification for a `ssh` command line option.

**System action:** The program continues.

**User response:** Verify that a valid forwarding specification was specified, and try the request again. Refer to *IBM Ported Tools for z/OS: OpenSSH User's Guide* for more information on the `ssh` command line options.

---

**FOTS2224** ControlSocket *control\_path* already exists

**Explanation:** The control socket for the control path *control\_path* already exists.

**System action:** The program ends.

**System programmer response:** Follow local procedures for reporting problems to IBM.

**User response:** Verify that the control path does not exist, and try the request again. Refer to *IBM Ported Tools for z/OS: OpenSSH User's Guide* for more information on the ssh\_config ControlPath keyword. If unable to resolve, contact your system programmer.

---

**FOTS2225** function **bind()**: *error\_message*

**Explanation:** The bind() system call failed. The system error is displayed with the message. The error occurred in *function*.

**System action:** The program ends.

**System programmer response:** Take appropriate action based on the system error.

**User response:** Refer to *z/OS XL C/C++ Runtime Library Reference* for an explanation of the system error. If unable to resolve, contact your system programmer.

---

**FOTS2226** client\_input\_channel\_req: request for channel -1

**Explanation:** Internal error.

**System action:** The program continues.

**System programmer response:** Follow local procedures for reporting problems to IBM.

**User response:** Contact your system programmer.

---

**FOTS2227** client\_input\_channel\_req: unexpected channel *session\_id*

**Explanation:** Internal error.

**System action:** The program continues.

**System programmer response:** Follow local procedures for reporting problems to IBM.

**User response:** Contact your system programmer.

---

**FOTS2228** Warning: untrusted X11 forwarding setup failed: xauth key data not generated

**Explanation:** Untrusted X11 forwarding could not be set up because xauth key data could not be generated.

**System action:** The program continues.

**User response:** Verify that the location of the xauth program is valid and that the program is capable of generating the required xauth key data, and try the request again. Refer to *IBM Ported Tools for z/OS: OpenSSH User's Guide* for more information on the ssh\_config XAuthLocation keyword.

---

**FOTS2229** function: no channel for id *channel\_id*

**Explanation:** Internal error. The error occurred in *function*.

**System action:** The program continues.

**System programmer response:** Follow local procedures for reporting problems to IBM.

**User response:** Contact your system programmer.

---

---

**FOTS2230** Request failed on channel *channel\_id*

**Explanation:** Internal error.

**System action:** The program continues.

**System programmer response:** Follow local procedures for reporting problems to IBM.

**User response:** Contact your system programmer.

---

**FOTS2231** *function: cctx == NULL*

**Explanation:** Internal error. The error occurred in *function*.

**System action:** The program ends.

**System programmer response:** Follow local procedures for reporting problems to IBM.

**User response:** Contact your system programmer.

---

**FOTS2232** *function accept: error\_message*

**Explanation:** The accept() system call failed. The system error is displayed with the message. The error occurred in *function*.

**System action:** The program continues.

**System programmer response:** Take appropriate action based on the system error.

**User response:** Refer to *z/OS XL C/C++ Runtime Library Reference* for an explanation of the system error. If unable to resolve, contact your system programmer.

---

**FOTS2233** *function getpeereid failed: error\_message*

**Explanation:** Internal error. The error occurred in *function*.

**System action:** The program continues.

**System programmer response:** Follow local procedures for reporting problems to IBM.

**User response:** Contact your system programmer.

---

**FOTS2234** control mode uid mismatch: peer euid *peer\_effective\_UID* != uid *real\_UID*

**Explanation:** Internal error.

**System action:** The program continues.

**System programmer response:** Follow local procedures for reporting problems to IBM.

**User response:** Contact your system programmer.

---

**FOTS2235** *function: client msg\_rcv failed*

**Explanation:** Internal error. The error occurred in *function*.

**System action:** The program continues.

**System programmer response:** Follow local procedures for reporting problems to IBM.

**User response:** Contact your system programmer.

---

**FOTS2236** *function: wrong client version version*

**Explanation:** Internal error. The error occurred in *function*.

**System action:** The program continues.

**System programmer response:** Follow local procedures for reporting problems to IBM.

---

## FOTS2237 • FOTS2242

**User response:** Contact your system programmer.

---

### FOTS2237 *function:* **client msg\_send failed**

**Explanation:** Internal error. The error occurred in *function*.

**System action:** The program continues.

**System programmer response:** Follow local procedures for reporting problems to IBM.

**User response:** Contact your system programmer.

---

### FOTS2238 **Unsupported command** *command\_value*

**Explanation:** Internal error.

**System action:** The program continues.

**System programmer response:** Follow local procedures for reporting problems to IBM.

**User response:** Contact your system programmer.

---

### FOTS2239 **Refused control connection**

**Explanation:** Internal error.

**System action:** The program continues.

**System programmer response:** Follow local procedures for reporting problems to IBM.

**User response:** Contact your system programmer.

---

### FOTS2240 **client\_session2\_setup: channel** *channel\_id*: **unknown channel**

**Explanation:** Internal error.

**System action:** The program ends.

**System programmer response:** Follow local procedures for reporting problems to IBM.

**User response:** Contact your system programmer.

---

### FOTS2241 *function:* **failed to receive fd** *file\_descriptor* **from slave**

**Explanation:** Internal error. The error occurred in *function*.

**System action:** The program continues.

**System programmer response:** Follow local procedures for reporting problems to IBM.

**User response:** Contact your system programmer.

---

### FOTS2242 *function:* **tcgetattr:** *error\_message*

**Explanation:** The tcgetattr() system call failed. The system error is displayed with the message. The error occurred in *function*.

**System action:** The program continues.

**System programmer response:** Take appropriate action based on the system error.

**User response:** Refer to *z/OS XL C/C++ Runtime Library Reference* for an explanation of the system error. If unable to resolve, contact your system programmer.

---

---

**FOTS2243 Tunnel forwarding is not supported for protocol 1**

**Explanation:** Tunnel forwarding is not supported for SSH protocol version 1.

**System action:** The program continues.

**System programmer response:** Follow local procedures for reporting problems to IBM.

**User response:** The ssh\_config Tunnel keyword is not supported on z/OS UNIX. Remove the keyword from the ssh\_config file, and try the request again. Refer to *IBM Ported Tools for z/OS: OpenSSH User's Guide* for more information on the ssh\_config Tunnel keyword. If unable to resolve, contact your system programmer.

---

**FOTS2244 Tunnel device open failed.**

**Explanation:** The tunnel device failed to open.

**System action:** The program continues.

**System programmer response:** Follow local procedures for reporting problems to IBM.

**User response:** The ssh\_config Tunnel keyword is not supported on z/OS UNIX. Remove the keyword from the ssh\_config file, and try the request again. Refer to *IBM Ported Tools for z/OS: OpenSSH User's Guide* for more information on the ssh\_config Tunnel keyword. If unable to resolve, contact your system programmer.

---

**FOTS2245 filename line line\_number: Bad number.**

**Explanation:** The value for the ssh\_config keyword in file *filename* at line *line\_number* contains a bad number.

**System action:** The program ends.

**System programmer response:** If file *filename* refers to the system-wide ssh\_config file then correct the error in the file, and have the user try the request again. If unable to resolve, follow local procedures for reporting problems to IBM.

**User response:** Verify that the value for the ssh\_config keyword is correct, and try the request again. Refer to *IBM Ported Tools for z/OS: OpenSSH User's Guide* for more information on the ssh\_config keywords. If unable to resolve, contact your system programmer.

---

**FOTS2246 filename line line\_number: Invalid RekeyLimit suffix**

**Explanation:** The ssh\_config RekeyLimit keyword in file *filename* at line *line\_number* is set to a value that contains an invalid suffix.

**System action:** The program ends.

**System programmer response:** If file *filename* refers to the system-wide ssh\_config file then correct the error in the file, and have the user try the request again. If unable to resolve, follow local procedures for reporting problems to IBM.

**User response:** Verify that the value for the ssh\_config RekeyLimit keyword is correct, and try the request again. Refer to *IBM Ported Tools for z/OS: OpenSSH User's Guide* for more information on the ssh\_config RekeyLimit keyword. If unable to resolve, contact your system programmer.

---

**FOTS2247 filename line line\_number: RekeyLimit too large**

**Explanation:** The ssh\_config RekeyLimit keyword in file *filename* at line *line\_number* is set to a value that is too large.

**System action:** The program ends.

**System programmer response:** If file *filename* refers to the system-wide ssh\_config file then correct the error in the file, and have the user try the request again. If unable to resolve, follow local procedures for reporting problems to IBM.

**User response:** Verify that the value for the ssh\_config RekeyLimit keyword is correct, and try the request again. Refer to *IBM Ported Tools for z/OS: OpenSSH User's Guide* for more information on the ssh\_config RekeyLimit keyword. If unable to resolve, contact your system programmer.

**FOTS2248** *filename* line *line\_number*: **RekeyLimit too small**

**Explanation:** The ssh\_config RekeyLimit keyword in file *filename* at line *line\_number* is set to a value that is too small.

**System action:** The program ends.

**System programmer response:** If file *filename* refers to the system-wide ssh\_config file then correct the error in the file, and have the user try the request again. If unable to resolve, follow local procedures for reporting problems to IBM.

**User response:** Verify that the value for the ssh\_config RekeyLimit keyword is correct, and try the request again. Refer to *IBM Ported Tools for z/OS: OpenSSH User's Guide* for more information on the ssh\_config RekeyLimit keyword. If unable to resolve, contact your system programmer.

---

**FOTS2249** *filename* line *line\_number*: **missing address family.**

**Explanation:** The ssh\_config AddressFamily keyword in file *filename* at line *line\_number* is missing its value.

**System action:** The program ends.

**System programmer response:** If file *filename* refers to the system-wide ssh\_config file then correct the error in the file, and have the user try the request again. If unable to resolve, follow local procedures for reporting problems to IBM.

**User response:** Verify that a value for the ssh\_config AddressFamily keyword is set, and try the request again. Refer to *IBM Ported Tools for z/OS: OpenSSH User's Guide* for more information on the ssh\_config AddressFamily keyword. If unable to resolve, contact your system programmer.

---

**FOTS2250** *filename* line *line\_number*: **Invalid environment name.**

**Explanation:** The sshd\_config SendEnv keyword in file *filename* at line *line\_number* is set to a value that contains an invalid environment variable name.

**System action:** The program ends.

**System programmer response:** If file *filename* refers to the system-wide ssh\_config file then correct the error in the file, and have the user try the request again. If unable to resolve, follow local procedures for reporting problems to IBM.

**User response:** Verify that the value for the ssh\_config SendEnv keyword is correct, and try the request again. Refer to *IBM Ported Tools for z/OS: OpenSSH User's Guide* for more information on the ssh\_config SendEnv keyword. If unable to resolve, contact your system programmer.

---

**FOTS2251** *filename* line *line\_number*: **too many send env.**

**Explanation:** Too many environment variables have been specified by the ssh\_config SendEnv keywords.

**System action:** The program ends.

**System programmer response:** If file *filename* refers to the system-wide ssh\_config file then correct the error in the file, and have the user try the request again. If unable to resolve, follow local procedures for reporting problems to IBM.

**User response:** Verify that the ssh\_config SendEnv keywords do not specify too many environment variables, and try the request again. Refer to *IBM Ported Tools for z/OS: OpenSSH User's Guide* for more information on the ssh\_config SendEnv keyword. If unable to resolve, contact your system programmer.

---

**FOTS2252** *filename* line *line\_number*: **Missing ControlMaster argument.**

**Explanation:** The ssh\_config ControlMaster keyword in file *filename* at line *line\_number* is missing its value.

**System action:** The program ends.

**System programmer response:** If file *filename* refers to the system-wide ssh\_config file then correct the error in the file, and have the user try the request again. If unable to resolve, follow local procedures for reporting problems to IBM.



**User response:** Verify that a value for the `ssh_config ControlMaster` keyword is set, and try the request again. Refer to *IBM Ported Tools for z/OS: OpenSSH User's Guide* for more information on the `ssh_config ControlMaster` keyword. If unable to resolve, contact your system programmer.

**FOTS2253** *filename line line\_number*: **Bad ControlMaster argument.**

**Explanation:** The `ssh_config ControlMaster` keyword in file *filename* at line *line\_number* is set to an unsupported value.

**System action:** The program ends.

**System programmer response:** If file *filename* refers to the system-wide `ssh_config` file then correct the error in the file, and have the user try the request again. If unable to resolve, follow local procedures for reporting problems to IBM.

**User response:** Verify that the value for the `ssh_config ControlMaster` keyword is correct, and try the request again. Refer to *IBM Ported Tools for z/OS: OpenSSH User's Guide* for more information on the `ssh_config ControlMaster` keyword. If unable to resolve, contact your system programmer.

**FOTS2254** *filename line line\_number*: **Missing yes/point-to-point/ethernet/no argument.**

**Explanation:** The `ssh_config Tunnel` keyword in file *filename* at line *line\_number* is missing its value.

**System action:** The program ends.

**System programmer response:** If file *filename* refers to the system-wide `ssh_config` file then correct the error in the file, and have the user try the request again. If unable to resolve, follow local procedures for reporting problems to IBM.

**User response:** The `ssh_config Tunnel` keyword is not supported on z/OS UNIX. Remove the keyword from the file, and try the request again. Refer to *IBM Ported Tools for z/OS: OpenSSH User's Guide* for more information on the `ssh_config Tunnel` keyword. If unable to resolve, contact your system programmer.

**FOTS2255** *filename line line\_number*: **Bad yes/point-to-point/ethernet/no argument: value**

**Explanation:** The `ssh_config Tunnel` keyword in file *filename* at line *line\_number* is set to an unsupported value *value*.

**System action:** The program ends.

**System programmer response:** If file *filename* refers to the system-wide `ssh_config` file then correct the error in the file, and have the user try the request again. If unable to resolve, follow local procedures for reporting problems to IBM.

**User response:** The `ssh_config Tunnel` keyword is not supported on z/OS UNIX. Remove the keyword from the file, and try the request again. Refer to *IBM Ported Tools for z/OS: OpenSSH User's Guide* for more information on the `ssh_config Tunnel` keyword. If unable to resolve, contact your system programmer.

**FOTS2256** *filename line line\_number*: **Bad tun device.**

**Explanation:** The `ssh_config TunnelDevice` keyword in file *filename* at line *line\_number* is set to an unsupported value.

**System action:** The program ends.

**System programmer response:** If file *filename* refers to the system-wide `ssh_config` file then correct the error in the file, and have the user try the request again. If unable to resolve, follow local procedures for reporting problems to IBM.

**User response:** The `ssh_config TunnelDevice` keyword is not supported on z/OS UNIX. Remove the keyword from the file, and try the request again. Refer to *IBM Ported Tools for z/OS: OpenSSH User's Guide* for more information on the `ssh_config TunnelDevice` keyword. If unable to resolve, contact your system programmer.

**FOTS2257** **fstat** *filename: error\_message*

**Explanation:** The fstat() system call failed. The system error is displayed with the message.

**System action:** The program ends.

**System programmer response:** Take appropriate action based on the system error.

**User response:** Refer to *z/OS XL C/C++ Runtime Library Reference* for an explanation of the system error. If unable to resolve, contact your system programmer.

---

**FOTS2258** **Bad owner or permissions on** *filename*

**Explanation:** The owner or access permissions on file *filename* are set to values that are not secure.

**System action:** The program ends.

**User response:** Verify that you own the file and that write access permission is only granted to the owner, and try the request again.

---

**FOTS2259** **Commands:**

**Explanation:** Help was requested for the **ssh** command line options.

**System action:** The program continues.

**User response:** Refer to *IBM Ported Tools for z/OS: OpenSSH User's Guide* for more information on the **ssh** command line options.

---

**FOTS2260** **-L[bind\_address:]port:host:hostport Request local forward**

**Explanation:** Help was requested for the **ssh** command line options.

**System action:** The program continues.

**User response:** Refer to *IBM Ported Tools for z/OS: OpenSSH User's Guide* for more information on the **ssh** command line options.

---

**FOTS2261** **-R[bind\_address:]port:host:hostport Request remote forward**

**Explanation:** Help was requested for the **ssh** command line options.

**System action:** The program continues.

**User response:** Refer to *IBM Ported Tools for z/OS: OpenSSH User's Guide* for more information on the **ssh** command line options.

---

**FOTS2262** **-KR[bind\_address:]port Cancel remote forward**

**Explanation:** Help was requested for the **ssh** command line options.

**System action:** The program continues.

**User response:** Refer to *IBM Ported Tools for z/OS: OpenSSH User's Guide* for more information on the **ssh** command line options.

---

**FOTS2263** **!args Execute local command**

**Explanation:** Help was requested for the **ssh** command line options.

**System action:** The program continues.

**User response:** Refer to *IBM Ported Tools for z/OS: OpenSSH User's Guide* for more information on the **ssh** command line options.

---

---

**FOTS2264 No support for tunnel device forwarding.**

**Explanation:** The `ssh -w` option is not supported on z/OS UNIX.

**System action:** The program continues.

**User response:** Verify that the `ssh -w` option is not specified, and try the request again. Refer to *IBM Ported Tools for z/OS: OpenSSH User's Guide* for more information on the `ssh -w` option.

---

**FOTS2265 Warning: Could not request remote forwarding.**

**Explanation:** A remote forwarding request has failed.

**System action:** The program continues.

**System programmer response:** Take appropriate action based on the error messages displayed with this message. If unable to resolve, follow local procedures for reporting problems to IBM.

**User response:** Check for additional error messages displayed with this message, and take appropriate action. If unable to resolve, contact your system programmer.

---

**FOTS2266 Warning: remote port forwarding failed for listen port *listen\_port***

**Explanation:** A remote forwarding request failed for listen port *listen\_port*.

**System action:** The program continues.

**System programmer response:** Follow local procedures for reporting problems to IBM.

**User response:** The server failed to complete the remote forwarding request. Verify that the remote forwarding request is valid on the server, and try the request again. If unable to resolve, contact your system programmer.

---

**FOTS2267 Pseudo-terminal will not be allocated because stdin is not a terminal.**

**Explanation:** A pseudo-terminal will not be allocated because stdin is not a terminal.

**System action:** The program continues.

**User response:** If a pseudo-terminal must be allocated then use the `ssh -t` option to force the allocation of a pseudo-terminal. Refer to *IBM Ported Tools for z/OS: OpenSSH User's Guide* for more information on the `ssh -t` option.

---

**FOTS2268 Warning: Remote host refused compression.**

**Explanation:** The compression request sent to the server failed or was denied.

**System action:** The program continues.

**System programmer response:** Follow local procedures for reporting problems to IBM.

**User response:** Verify that the server is set up to allow compression, and try the request again. If unable to resolve, contact your system programmer.

---

**FOTS2269 Warning: Remote host failed or refused to allocate a pseudo tty.**

**Explanation:** The pseudo tty request sent to the server failed or was denied.

**System action:** The program continues.

**System programmer response:** Follow local procedures for reporting problems to IBM.

**User response:** Verify that the server is set up to allow pseudo tty allocation, and try the request again. If unable to resolve, contact your system programmer.

---

**FOTS2270**    **Warning: Remote host denied X11 forwarding.**

**Explanation:** The X11 forwarding request sent to the server failed or was denied.

**System action:** The program continues.

**System programmer response:** Follow local procedures for reporting problems to IBM.

**User response:** Verify that the server is set up to allow X11 forwarding, and try the request again. If unable to resolve, contact your system programmer.

---

**FOTS2271**    **Warning: Remote host denied authentication agent forwarding.**

**Explanation:** The agent forwarding request sent to the server failed or was denied.

**System action:** The program continues.

**System programmer response:** Follow local procedures for reporting problems to IBM.

**User response:** Verify that the server is set up to allow agent forwarding, and try the request again. If unable to resolve, contact your system programmer.

---

**FOTS2272**    **Agent forwarding disabled for protocol 1.3**

**Explanation:** Agent forwarding not supported with SSH protocol version 1.3.

**System action:** The program continues.

**User response:** Use SSH protocol version 2, and try the request again.

---

**FOTS2273**    **Warning: Permanently added the *key\_type* host key for IP address '*ip\_address*' to the list of known hosts.**

**Explanation:** The *key\_type* host key for IP address *ip\_address* was added to your known hosts file.

**System action:** The program continues.

**User response:** Verify that the added host key matches the server's actual host key. Refer to *IBM Ported Tools for z/OS: OpenSSH User's Guide* for more information on setting up server authentication.

---

**FOTS2274**    **Warning: Permanently added '*host\_name*' (*key\_type*) to the list of known hosts.**

**Explanation:** The *key\_type* host key for host *host\_name* was added to your known hosts file.

**System action:** The program continues.

**User response:** Verify that the host key added matches the server's actual host key. Refer to *IBM Ported Tools for z/OS: OpenSSH User's Guide* for more information on setting up server authentication.

---

**FOTS2275**    **WARNING: *key\_type* key found for host *host\_name* in *filename:line\_number* *key\_type* key fingerprint *key\_fingerprint*.**

**Explanation:** The *key\_type* host key for host *host\_name* was found in file *filename* at line *line\_number*.

**System action:** The program continues.

**User response:** Verify that the host key found matches the server's actual host key. Refer to *IBM Ported Tools for z/OS: OpenSSH User's Guide* for more information on setting up server authentication.

---

**FOTS2276**    **Warning: the *key\_type* host key for '*host\_name*' differs from the key for the IP address '*ip\_address*'  
Offending key for IP in *filename:line\_number***

**Explanation:** The host key found for host name *host\_name* differs from the key found for IP address *ip\_address*. The offending IP address key was found in file *filename* at line *line\_number*.

**System action:** The program continues.

**User response:** Correct the host keys, and try the request again. Refer to *IBM Ported Tools for z/OS: OpenSSH User's*

Guide for more information on setting up server authentication.

---

**FOTS2277** Matching host key in *filename:line\_number*

**Explanation:** The host key found for the host name differs from the key found for the IP address. The offending host name key was found in file *filename* at line *line\_number*.

**System action:** The program continues.

**User response:** Correct the host key, and try the request again. Refer to *IBM Ported Tools for z/OS: OpenSSH User's Guide* for more information on setting up server authentication.

---

**FOTS2278** *function: no channel for id channel\_id*

**Explanation:** Internal error. The error occurred in *function*.

**System action:** The program ends.

**System programmer response:** Follow local procedures for reporting problems to IBM.

**User response:** Contact your system programmer.

---

**FOTS2279** *function: stat("filename") failed: error\_message*

**Explanation:** The stat() system call failed. The system error is displayed with the message. The error occurred in *function*.

**System action:** The program continues.

**System programmer response:** Take appropriate action based on the system error. If unable to resolve, follow local procedures for reporting problems to IBM.

**User response:** Contact your system programmer.

---

**FOTS2280** *function: fstat(file\_descriptor) failed: error\_message*

**Explanation:** The fstat() system call failed. The system error is displayed with the message. The error occurred in *function*.

**System action:** The program continues.

**System programmer response:** Take appropriate action based on the system error. If unable to resolve, follow local procedures for reporting problems to IBM.

**User response:** Contact your system programmer.

---

**FOTS2281** *function: open("filename") failed: error\_message*

**Explanation:** The open() system call failed. The system error is displayed with the message. The error occurred in *function*.

**System action:** The program continues.

**System programmer response:** Take appropriate action based on the system error. If unable to resolve, follow local procedures for reporting problems to IBM.

**User response:** Contact your system programmer.

---

**FOTS2282** *function: open("/dev/zero") not valid*

**Explanation:** The /dev/zero file opened is not valid. The error occurred in *function*.

**System action:** The program continues.

**System programmer response:** Verify that the /dev/zero file is a valid character special file. If unable to resolve, follow local procedures for reporting problems to IBM.

**User response:** Contact your system programmer.

**FOTS2283** *function: dup2(file\_descriptor1, file\_descriptor2) failed: error\_message*

**Explanation:** The dup2() system call failed. The system error is displayed with the message. The error occurred in *function*.

**System action:** The program continues.

**System programmer response:** Take appropriate action based on the system error. If unable to resolve, follow local procedures for reporting problems to IBM.

**User response:** Contact your system programmer.

---

**FOTS2306** *User user\_name from host\_name not allowed because listed in DenyUsers*

**Explanation:** Access denied for user *user\_name*. The user was denied access through the sshd\_config DenyUsers keyword.

**System action:** The program continues.

**System programmer response:** Refer to *IBM Ported Tools for z/OS: OpenSSH User's Guide* for more information on the sshd\_config DenyUsers keyword.

---

**FOTS2307** *User user\_name from host\_name not allowed because not listed in AllowUsers*

**Explanation:** Access denied for user *user\_name*. The user was not listed with the sshd\_config AllowUsers keyword.

**System action:** The program continues.

**System programmer response:** Refer to *IBM Ported Tools for z/OS: OpenSSH User's Guide* for more information on the sshd\_config AllowUsers keyword.

---

**FOTS2308** *User user\_name from host\_name not allowed because not in any group*

**Explanation:** Access denied for user *user\_name*. The user does not have any groups associated with it.

**System action:** The program continues.

**System programmer response:** Follow local procedures for setting up user accounts.

---

**FOTS2309** *User user\_name from host\_name not allowed because a group is listed in DenyGroups*

**Explanation:** Access denied for user *user\_name*. The user belongs to a group that was denied access through the sshd\_config DenyGroups keyword.

**System action:** The program continues.

**System programmer response:** Refer to *IBM Ported Tools for z/OS: OpenSSH User's Guide* for more information on the sshd\_config DenyGroups keyword.

---

**FOTS2310** *User user\_name from host\_name not allowed because none of user's groups are listed in AllowGroups*

**Explanation:** Access denied for user *user\_name*. The user belongs to groups that were not listed with the sshd\_config AllowGroups keyword.

**System action:** The program continues.

**System programmer response:** Refer to *IBM Ported Tools for z/OS: OpenSSH User's Guide* for more information on the sshd\_config AllowGroups keyword.

---

**FOTS2311** *expand\_authorized\_keys: path too long*

**Explanation:** The pathname for the user's authorized\_keys file is too long.

**System action:** The program ends.

**System programmer response:** Verify that the value of the sshd\_config AuthorizedKeysFile keyword is valid. Refer

to *IBM Ported Tools for z/OS: OpenSSH User's Guide* for more information on the keyword. If unable to resolve, follow local procedures for reporting problems to IBM.

---

**FOTS2312** `auth_rsa_generate_challenge: BN_rand failed`

**Explanation:** Internal error.

**System action:** The program ends.

**System programmer response:** Follow local procedures for reporting problems to IBM.

---

**FOTS2313** `auth_rsa_generate_challenge: BN_mod failed`

**Explanation:** Internal error.

**System action:** The program ends.

**System programmer response:** Follow local procedures for reporting problems to IBM.

---

**FOTS2314** `kexdh_server: BN_bin2bn failed`

**Explanation:** Internal error.

**System action:** The program ends.

**System programmer response:** Follow local procedures for reporting problems to IBM.

---

**FOTS2315** *function: Unexpected KEX type KEX\_type*

**Explanation:** Internal error. The error occurred in *function*.

**System action:** The program ends.

**System programmer response:** Follow local procedures for reporting problems to IBM.

**User response:** Contact your system programmer.

---

**FOTS2316** `DH_compute_key: failed`

**Explanation:** Internal error.

**System action:** The program ends.

**System programmer response:** Follow local procedures for reporting problems to IBM.

**User response:** Contact your system programmer.

---

**FOTS2317** `kexgex_server: BN_bin2bn failed`

**Explanation:** Internal error.

**System action:** The program ends.

**System programmer response:** Follow local procedures for reporting problems to IBM.

---

**FOTS2318** *function: Cannot find account for uid UID*

**Explanation:** The `getpwuid()` system call failed to get information about a user with UID *UID*. The failure occurred in *function*.

**System action:** The program ends.

**System programmer response:** Verify that the UID is valid. If unable to resolve, follow local procedures for reporting problems to IBM.

---

**FOTS2319** *function: Cannot find user "user\_name"*

**Explanation:** The getpwnam() system call failed to get information about user *user\_name*. The failure occurred in *function*.

**System action:** The program ends.

**System programmer response:** Verify that the user name *user\_name* is valid. If unable to resolve, follow local procedures for reporting problems to IBM.

---

**FOTS2323** *function: authentication method name unknown*

**Explanation:** A client attempted an unknown authentication method. The failure occurred in *function*.

**System action:** The program ends.

**System programmer response:** Verify that the client is requesting valid authentication methods. If unable to resolve, follow local procedures for reporting problems to IBM.

---

**FOTS2324** *function: send fds failed*

**Explanation:** Failed to send terminal file descriptors to the unprivileged child process. The failure occurred in *function*.

**System action:** The program ends.

**System programmer response:** Follow local procedures for reporting problems to IBM.

---

**FOTS2326** *function: write: error\_message*

**Explanation:** The write() system call failed. The system error is displayed with the message. The failure occurred in *function*.

**System action:** The program ends.

**System programmer response:** Refer to *z/OS XL C/C++ Runtime Library Reference* for an explanation of the system error and take the appropriate action. If unable to resolve, follow local procedures for reporting problems to IBM.

---

**FOTS2327** *function: read: error\_message*

**Explanation:** The read() system call failed. The system error is displayed with the message. The failure occurred in *function*.

**System action:** The program ends.

**System programmer response:** Refer to *z/OS XL C/C++ Runtime Library Reference* for an explanation of the system error and take the appropriate action. If unable to resolve, follow local procedures for reporting problems to IBM.

---

**FOTS2328** *function: option block size mismatch*

**Explanation:** Internal error. The error occurred in *function*.

**System action:** The program ends.

**System programmer response:** Follow local procedures for reporting problems to IBM.

---

**FOTS2329** *function: receive fds failed*

**Explanation:** Failed to receive terminal file descriptors from the monitor process. The failure occurred in *function*.

**System action:** The program ends.

**System programmer response:** Follow local procedures for reporting problems to IBM.

---



---

**FOTS2330** **listen on** [*host\_name*]:*port*: *error\_message*

**Explanation:** The sshd daemon failed to listen on port *port*. The listen() system call failed. The system error is displayed with the message.

**System action:** The program ends.

**System programmer response:** Refer to *z/OS XL C/C++ Runtime Library Reference* for an explanation of the system error. If unable to resolve, follow local procedures for reporting problems to IBM.

---

**FOTS2331** **reexec socketpair:** *error\_message*

**Explanation:** The socketpair() system call failed. The system error is displayed with the message.

**System action:** The program continues.

**System programmer response:** Refer to *z/OS XL C/C++ Runtime Library Reference* for an explanation of the system error. If unable to resolve, follow local procedures for reporting problems to IBM.

---

**FOTS2332** *function:* **ssh\_msg\_send failed**

**Explanation:** Internal error. The error occurred in *function*.

**System action:** The program ends.

**System programmer response:** Follow local procedures for reporting problems to IBM.

---

**FOTS2333** *function:* **ssh\_msg\_recv failed**

**Explanation:** Internal error. The error occurred in *function*.

**System action:** The program ends.

**System programmer response:** Follow local procedures for reporting problems to IBM.

---

**FOTS2334** *function:* **rexec version mismatch**

**Explanation:** Internal error. The error occurred in *function*.

**System action:** The program ends.

**System programmer response:** Follow local procedures for reporting problems to IBM.

---

**FOTS2335** **sshd re-exec requires execution with an absolute path**

**Explanation:** The sshd command was called without using an absolute path.

**System action:** The program ends.

**System programmer response:** Call the sshd command using an absolute path, and try the request again.

---

**FOTS2336** **rexec of filename failed:** *error\_message*

**Explanation:** The execv() system call failed. The system error is displayed with the message.

**System action:** The program continues.

**System programmer response:** Refer to *z/OS XL C/C++ Runtime Library Reference* for an explanation of the system error. If unable to resolve, follow local procedures for reporting problems to IBM.

---

**FOTS2337** **session\_x11\_req: session *session\_id*: x11 forwarding already active**

**Explanation:** The client requested X11 forwarding for session *session\_id* when X11 forwarding is already active.

**System action:** The program continues.

**System programmer response:** Verify that the client requests X11 forwarding only when it's not already active. If unable to resolve, follow local procedures for reporting problems to IBM.

---

**FOTS2338 chroot path does not begin at root**

**Explanation:** The chroot directory pathname does not begin at the current root directory ('/').

**System action:** The program ends.

**System programmer response:** Verify that the value of the sshd\_config ChrootDirectory keyword is valid, and try the request again. Refer to *IBM Ported Tools for z/OS: OpenSSH User's Guide* for more information about the sshd\_config ChrootDirectory keyword. If unable to resolve, follow local procedures for reporting problems to IBM.

---

**FOTS2339 chroot path too long**

**Explanation:** The chroot directory pathname is too long.

**System action:** The program ends.

**System programmer response:** Verify that the value of the sshd\_config ChrootDirectory keyword is valid, and try the request again. Refer to *IBM Ported Tools for z/OS: OpenSSH User's Guide* for more information about the sshd\_config ChrootDirectory keyword. If unable to resolve, follow local procedures for reporting problems to IBM.

---

**FOTS2340 function: stat("pathname\_component"): error\_message**

**Explanation:** The stat() system call failed. The system error is displayed with the message. The failure occurred in *function* while processing pathname component *pathname\_component* of the chroot directory pathname.

**System action:** The program ends.

**System programmer response:** Verify that the value of the sshd\_config ChrootDirectory keyword is valid, and try the request again. Refer to *IBM Ported Tools for z/OS: OpenSSH User's Guide* for more information about the sshd\_config ChrootDirectory keyword and to *z/OS XL C/C++ Runtime Library Reference* for an explanation of the system error. If unable to resolve, follow local procedures for reporting problems to IBM.

---

**FOTS2341 bad ownership or modes for chroot directory string"pathname\_component"**

**Explanation:** The pathname component *pathname\_component* of the chroot directory pathname has incorrect ownership or mode settings.

**System action:** The program ends.

**System programmer response:** Verify that the ownership and mode settings of the chroot directory pathname components are valid, and try the request again. Refer to *IBM Ported Tools for z/OS: OpenSSH User's Guide* for more information about the sshd\_config ChrootDirectory keyword. If unable to resolve, follow local procedures for reporting problems to IBM.

---

**FOTS2342 chroot path string"pathname\_component" is not a directory**

**Explanation:** The pathname component *pathname\_component* of the chroot directory pathname is not a directory.

**System action:** The program ends.

**System programmer response:** Verify that all pathname components of the chroot directory pathname are directories, and try the request again. Refer to *IBM Ported Tools for z/OS: OpenSSH User's Guide* for more information about the sshd\_config ChrootDirectory keyword. If unable to resolve, follow local procedures for reporting problems to IBM.

---

**FOTS2343 Unable to chdir to chroot path "pathname": error\_message**

**Explanation:** The chdir() system call failed to change the working directory to the chroot directory pathname *pathname*. The system error is displayed with the message.

**System action:** The program ends.

**System programmer response:** Verify that the value of the sshd\_config ChrootDirectory keyword is valid, and try the request again. Refer to *IBM Ported Tools for z/OS: OpenSSH User's Guide* for more information about the sshd\_config ChrootDirectory keyword. Refer to *z/OS XL C/C++ Runtime Library Reference* for an explanation of the system error. If unable to resolve, follow local procedures for reporting problems to IBM.

---

---

**FOTS2344** `chroot("pathname"): error_message`

**Explanation:** The `chroot()` system call failed to change the root directory to the `chroot` directory `pathname`. The system error is displayed with the message.

**System action:** The program ends.

**System programmer response:** Verify that the value of the `sshd_config` `ChrootDirectory` keyword is valid, and try the request again. Refer to *IBM Ported Tools for z/OS: OpenSSH User's Guide* for more information about the `sshd_config` `ChrootDirectory` keyword. Refer to *z/OS XL C/C++ Runtime Library Reference* for an explanation of the system error. If unable to resolve, follow local procedures for reporting problems to IBM.

---

**FOTS2345** `function: chdir()` after `chroot: error_message`

**Explanation:** The `chdir()` system call failed. The system error is displayed with the message. The error occurred in `function`.

**System action:** The program ends.

**System programmer response:** Refer to *z/OS XL C/C++ Runtime Library Reference* for an explanation of the system error. If unable to resolve, follow local procedures for reporting problems to IBM.

---

**FOTS2346** `session_close_single_x11: no x11 channel channel_id`

**Explanation:** Internal error.

**System action:** The program ends.

**System programmer response:** Follow local procedures for reporting problems to IBM.

---

**FOTS2347** **You must change your password now and login again!**

**Explanation:** Your password has expired and must be changed.

**System action:** The program continues.

**User response:** Change your password and login again.

---

**FOTS2348** `function: no message header`

**Explanation:** No message header found while attempting to receive a file descriptor. The error occurred in `function`.

**System action:** The program continues.

**System programmer response:** Follow local procedures for reporting problems to IBM.

**User response:** Try the request again. If unable to resolve, contact your system programmer.

---

**FOTS2349** `filename line line_number: Directive 'keyword' is not allowed within a Match block`

**Explanation:** The keyword `keyword` in file `filename` at line `line_number` is not allowed within a `Match` block specified by the `Match` keyword.

**System action:** The program ends.

**System programmer response:** Verify that the keywords within the `Match` block are correct, and try the request again. Refer to the OpenSSH daemon configuration files information in *IBM Ported Tools for z/OS: OpenSSH User's Guide* for more information on the `Match` keyword. If unable to resolve, follow local procedures for reporting problems to IBM.

---

**FOTS2350** `filename line line_number: missing address family.`

**Explanation:** The `sshd_config` `AddressFamily` keyword in file `filename` at line `line_number` is missing its value.

**System action:** The program ends.

**System programmer response:** Verify that a value for the `sshd_config` `AddressFamily` keyword is set, and try the

request again. Refer to *IBM Ported Tools for z/OS: OpenSSH User's Guide* for more information on the `sshd_config` `AddressFamily` keyword. If unable to resolve, follow local procedures for reporting problems to IBM.

---

**FOTS2351** *filename* **line** *line\_number*: **address family must be specified before ListenAddress.**

**Explanation:** The `sshd_config` `AddressFamily` keyword in file *filename* at line *line\_number* must be specified before the `sshd_config` `ListenAddress` keyword.

**System action:** The program ends.

**System programmer response:** Specify the `sshd_config` `AddressFamily` keyword before the `sshd_config` `ListenAddress` keyword in the file *filename*, and try the request again. Refer to *IBM Ported Tools for z/OS: OpenSSH User's Guide* for more information on the `sshd_config` keywords. If unable to resolve, follow local procedures for reporting problems to IBM.

---

**FOTS2352** *filename* **line** *line\_number*: **unsupported address family "value".**

**Explanation:** The `sshd_config` `AddressFamily` keyword in file *filename* at line *line\_number* is set to an unsupported value *value*.

**System action:** The program ends.

**System programmer response:** Verify that the value for the `sshd_config` `AddressFamily` keyword is correct, and try the request again. Refer to *IBM Ported Tools for z/OS: OpenSSH User's Guide* for more information on the `sshd_config` `AddressFamily` keyword. If unable to resolve, follow local procedures for reporting problems to IBM.

---

**FOTS2353** *filename* **line** *line\_number*: **missing yes/no/delayed argument.**

**Explanation:** The `sshd_config` `Compression` keyword in file *filename* at line *line\_number* is missing its value.

**System action:** The program ends.

**System programmer response:** Verify that a value for the `sshd_config` `Compression` keyword is set, and try the request again. Refer to *IBM Ported Tools for z/OS: OpenSSH User's Guide* for more information on the `sshd_config` `Compression` keyword. If unable to resolve, follow local procedures for reporting problems to IBM.

---

**FOTS2354** *filename* **line** *line\_number*: **Bad yes/no/delayed argument: value**

**Explanation:** The `sshd_config` `Compression` keyword in file *filename* at line *line\_number* is set to an unsupported value *value*.

**System action:** The program ends.

**System programmer response:** Verify that the value for the `sshd_config` `Compression` keyword is correct, and try the request again. Refer to *IBM Ported Tools for z/OS: OpenSSH User's Guide* for more information on the `sshd_config` `Compression` keyword. If unable to resolve, follow local procedures for reporting problems to IBM.

---

**FOTS2355** *filename* **line** *line\_number*: **missing yes/no/clientspecified argument.**

**Explanation:** The `sshd_config` `GatewayPorts` keyword in file *filename* at line *line\_number* is missing its value.

**System action:** The program ends.

**System programmer response:** Verify that a value for the `sshd_config` `GatewayPorts` keyword is set, and try the request again. Refer to *IBM Ported Tools for z/OS: OpenSSH User's Guide* for more information on the `sshd_config` `GatewayPorts` keyword. If unable to resolve, follow local procedures for reporting problems to IBM.

---

**FOTS2356** *filename* **line** *line\_number*: **Bad yes/no/clientspecified argument: value**

**Explanation:** The `sshd_config` `GatewayPorts` keyword in file *filename* at line *line\_number* is set to an unsupported value *value*.

**System action:** The program ends.

**System programmer response:** Verify that the value for the `sshd_config` `GatewayPorts` keyword is correct, and try the request again. Refer to *IBM Ported Tools for z/OS: OpenSSH User's Guide* for more information on the `sshd_config`

GatewayPorts keyword. If unable to resolve, follow local procedures for reporting problems to IBM.

**FOTS2357** *filename line line\_number:* **Invalid environment name.**

**Explanation:** The sshd\_config AcceptEnv keyword in file *filename* at line *line\_number* is set to a value that contains an invalid environment variable name.

**System action:** The program ends.

**System programmer response:** Verify that the value for the sshd\_config AcceptEnv keyword is correct, and try the request again. Refer to *IBM Ported Tools for z/OS: OpenSSH User's Guide* for more information on the sshd\_config AcceptEnv keyword. If unable to resolve, follow local procedures for reporting problems to IBM.

**FOTS2358** *filename line line\_number:* **too many allow env.**

**Explanation:** Too many environment variables have been specified by the sshd\_config AcceptEnv keywords.

**System action:** The program ends.

**System programmer response:** Verify that the sshd\_config AcceptEnv keywords do not specify too many environment variables, and try the request again. Refer to *IBM Ported Tools for z/OS: OpenSSH User's Guide* for more information on the sshd\_config AcceptEnv keyword. If unable to resolve, follow local procedures for reporting problems to IBM.

**FOTS2359** *filename line line\_number:* **Missing yes/point-to-point/ethernet/no argument.**

**Explanation:** The sshd\_config PermitTunnel keyword in file *filename* at line *line\_number* is missing its value.

**System action:** The program ends.

**System programmer response:** The sshd\_config PermitTunnel keyword is not supported on z/OS UNIX. Remove the keyword from the file, and try the request again. Refer to *IBM Ported Tools for z/OS: OpenSSH User's Guide* for more information on the sshd\_config PermitTunnel keyword. If unable to resolve, follow local procedures for reporting problems to IBM.

**FOTS2360** *filename line line\_number:* **Bad yes/point-to-point/ethernet/no argument: value**

**Explanation:** The sshd\_config PermitTunnel keyword in file *filename* at line *line\_number* is set to an unsupported value *value*.

**System action:** The program ends.

**System programmer response:** The sshd\_config PermitTunnel keyword is not supported on z/OS UNIX. Remove the keyword from the file, and try the request again. Refer to *IBM Ported Tools for z/OS: OpenSSH User's Guide* for more information on the sshd\_config PermitTunnel keyword. If unable to resolve, follow local procedures for reporting problems to IBM.

**FOTS2361** **Match directive not supported as a command-line option**

**Explanation:** The Match keyword is not supported as a command-line option.

**System action:** The program ends.

**System programmer response:** Specify the Match keyword in the appropriate configuration file, and try the request again. Refer to the OpenSSH daemon configuration files information in *IBM Ported Tools for z/OS: OpenSSH User's Guide* for more information on the Match keyword. If unable to resolve, follow local procedures for reporting problems to IBM.

**FOTS2362** *filename line line\_number:* **Bad Match condition**

**Explanation:** The Match keyword in file *filename* at line *line\_number* is set to a bad Match condition.

**System action:** The program ends.

**System programmer response:** Verify that the value for the Match keyword is correct, and try the request again. Refer to the OpenSSH daemon configuration files information in *IBM Ported Tools for z/OS: OpenSSH User's Guide* for

more information on the Match keyword. If unable to resolve, follow local procedures for reporting problems to IBM.

---

**FOTS2363** *filename* **line** *line\_number*: **missing PermitOpen specification**

**Explanation:** The sshd\_config PermitOpen keyword in file *filename* at line *line\_number* is missing its value.

**System action:** The program ends.

**System programmer response:** Verify that a value for the sshd\_config PermitOpen keyword is set, and try the request again. Refer to *IBM Ported Tools for z/OS: OpenSSH User's Guide* for more information on the sshd\_config PermitOpen keyword. If unable to resolve, follow local procedures for reporting problems to IBM.

---

**FOTS2364** *filename* **line** *line\_number*: **missing host in PermitOpen**

**Explanation:** The sshd\_config PermitOpen keyword in file *filename* at line *line\_number* is missing the host value.

**System action:** The program ends.

**System programmer response:** Verify that the value for the sshd\_config PermitOpen keyword is correct, and try the request again. Refer to *IBM Ported Tools for z/OS: OpenSSH User's Guide* for more information on the sshd\_config PermitOpen keyword. If unable to resolve, follow local procedures for reporting problems to IBM.

---

**FOTS2365** *filename* **line** *line\_number*: **bad port number in PermitOpen**

**Explanation:** The sshd\_config PermitOpen keyword in file *filename* at line *line\_number* contains a bad port number.

**System action:** The program ends.

**System programmer response:** Verify that the value for the sshd\_config PermitOpen keyword is correct, and try the request again. Refer to *IBM Ported Tools for z/OS: OpenSSH User's Guide* for more information on the sshd\_config PermitOpen keyword. If unable to resolve, follow local procedures for reporting problems to IBM.

---

**FOTS2366** *filename* **line** *line\_number*: **Missing argument.**

**Explanation:** The sshd\_config ForceCommand keyword in file *filename* at line *line\_number* is missing its value.

**System action:** The program ends.

**System programmer response:** Verify that a value for the sshd\_config ForceCommand keyword is set, and try the request again. Refer to *IBM Ported Tools for z/OS: OpenSSH User's Guide* for more information on the sshd\_config ForceCommand keyword. If unable to resolve, follow local procedures for reporting problems to IBM.

---

**FOTS2368** **line** *line\_number*: **too many groups in Match Group**

**Explanation:** The Match keyword at line *line\_number* contains too many values for the Group Match criteria.

**System action:** The program continues.

**System programmer response:** Verify that the value for the Match keyword is correct, and try the request again. Refer to the OpenSSH daemon configuration files information in *IBM Ported Tools for z/OS: OpenSSH User's Guide* for more information on the Match keyword. If unable to resolve, follow local procedures for reporting problems to IBM.

---

**FOTS2369** **Missing Match criteria** for *match\_criteria*

**Explanation:** The Match keyword is missing the value for the Match criteria *match\_criteria*.

**System action:** The program continues.

**System programmer response:** Verify that a value for the Match keyword is set, and try the request again. Refer to the OpenSSH daemon configuration files information in *IBM Ported Tools for z/OS: OpenSSH User's Guide* for more information on the Match keyword. If unable to resolve, follow local procedures for reporting problems to IBM.

---

---

**FOTS2370** **Unsupported Match attribute** *value*

**Explanation:** The Match keyword is set to an unsupported criteria value *value*.

**System action:** The program continues.

**System programmer response:** Verify that the criteria value for the Match keyword is correct, and try the request again. Refer to the OpenSSH daemon configuration files information in *IBM Ported Tools for z/OS: OpenSSH User's Guide* for more information on the Match keyword. If unable to resolve, follow local procedures for reporting problems to IBM.

---

**FOTS2371** **permanently\_set\_uid: no user given**

**Explanation:** Internal error.

**System action:** The program ends.

**System programmer response:** Follow local procedures for reporting problems to IBM.

**User response:** Contact your system programmer.

---

**FOTS2372** **password change not supported**

**Explanation:** A user requested a password change during password authentication. The password change is not supported.

**System action:** The program continues.

**System programmer response:** Inform the user that a password change must be requested after password authentication.

---

**FOTS2373** **wrong user name passed to monitor: expected** *expected\_user\_name* **!=** *user\_name*

**Explanation:** The wrong user name *user\_name* was passed to the monitor process during authentication. The monitor process expected user name *expected\_user\_name*.

**System action:** The program continues.

**System programmer response:** Verify that the client passed a valid user name. If unable to resolve, follow local procedures for reporting problems to IBM.

---

**FOTS2374** *filename* **line** *line\_number*: **Deprecated option** *keyword*

**Explanation:** The keyword *keyword* in file *filename* at line *line\_number* is no longer supported.

**System action:** The program continues.

**System programmer response:** Remove the keyword from the file, and try the request again. Refer to *IBM Ported Tools for z/OS: OpenSSH User's Guide* for more information on the *sshd\_config* keywords. If unable to resolve, follow local procedures for reporting problems to IBM.

---

**FOTS2375** *filename* **line** *line\_number*: **Unsupported option** *keyword*

**Explanation:** The keyword *keyword* in file *filename* at line *line\_number* is not supported.

**System action:** The program continues.

**System programmer response:** Remove the keyword from the file, and try the request again. Refer to *IBM Ported Tools for z/OS: OpenSSH User's Guide* for more information on the *sshd\_config* keywords. If unable to resolve, follow local procedures for reporting problems to IBM.

---

**FOTS2376** **subsystem request for** *subsystem* **failed, subsystem not found**

**Explanation:** Subsystem request failed. The subsystem *subsystem* was not found.

**System action:** The program continues.

## FOTS2377 • FOTS2383

**System programmer response:** Verify that the subsystem requested by the client is valid and is supported by the `sshd_config` Subsystem keyword. Refer to *IBM Ported Tools for z/OS: OpenSSH User's Guide* for more information on the `sshd_config` Subsystem keyword. If unable to resolve, follow local procedures for reporting problems to IBM.

---

### FOTS2377 Disabling protocol version 1. Could not load host key

**Explanation:** Protocol version 1 was disabled because one or more host keys could not be loaded.

**System action:** The program continues.

**System programmer response:** Verify that a host key for protocol version 1 exists. Refer to *IBM Ported Tools for z/OS: OpenSSH User's Guide* for more information on the `sshd_config` HostKey keyword. Host keys specified by the HostKeyRingLabel keyword are not supported for protocol 1. If unable to resolve, follow local procedures for reporting problems to IBM.

---

### FOTS2378 Disabling protocol version 2. Could not load host key

**Explanation:** Protocol version 2 was disabled because one or more host keys could not be loaded.

**System action:** The program continues.

**System programmer response:** Verify that a host key specification for protocol version 2 exists. Refer to *IBM Ported Tools for z/OS: OpenSSH User's Guide* for more information on the HostKey and HostKeyRingLabel keywords. If unable to resolve, follow local procedures for reporting problems to IBM.

---

### FOTS2379 Attempt to write login records by non-root user (aborting)

**Explanation:** The `sshd` daemon attempted to write login records under a user with a UID not equal to zero.

**System action:** The program continues.

**System programmer response:** Verify that the `sshd` daemon was started with a user with a UID of zero.

---

### FOTS2380 *function: utmp\_write\_library() failed*

**Explanation:** Internal error. The error occurred in *function*.

**System action:** The program continues.

**System programmer response:** Follow local procedures for reporting problems to IBM.

---

### FOTS2381 *function: invalid type field*

**Explanation:** Internal error. The error occurred in *function*.

**System action:** The program continues.

**System programmer response:** Follow local procedures for reporting problems to IBM.

---

### FOTS2382 **Warning:** *filename, line line\_number: keysize mismatch: actual actual\_keysize vs. announced announced\_keysize.*

**Explanation:** The keysize *announced\_keysize* on line *line\_number* in file *filename* is incorrect. The correct keysize is *actual\_keysize*.

**System action:** The program continues.

**System programmer response:** Correct the keysize, and try the request again. If unable to resolve, follow local procedures for reporting problems to IBM.

---

### FOTS2383 **Timeout, client not responding.**

**Explanation:** The number of client alive messages sent without response from the client exceeded the threshold set by the `sshd_config` ClientAliveCountMax keyword.

**System action:** The program ends.



**System programmer response:** Refer to *IBM Ported Tools for z/OS: OpenSSH User's Guide* for more information on the `sshd_config ClientAliveCountMax` keyword.

**FOTS2384** *function: open("/dev") failed: error\_message*

**Explanation:** The `open()` system call failed. The system error is displayed with the message. The error occurred in *function*.

**System action:** The program continues.

**System programmer response:** Take appropriate action based on the system error. If unable to resolve, follow local procedures for reporting problems to IBM.

**FOTS2385** *function: Unable to set the controlling tty.*

**Explanation:** The controlling tty could not be set because `/dev/tty` is not accessible. The error occurred in *function*.

**System action:** The program continues.

**System programmer response:** Verify that SSH protocol version 2 is being used, and try the request again. If unable to resolve, follow local procedures for reporting problems to IBM.

**FOTS2386** *function: fchdir(file\_descriptor) failed: error\_message*

**Explanation:** The `fchdir()` system call failed. The system error is displayed with the message. The error occurred in *function*.

**System action:** The program ends.

**System programmer response:** Take appropriate action based on the system error. If unable to resolve, follow local procedures for reporting problems to IBM.

**FOTS2387** *function: chdir("filename") failed: error\_message*

**Explanation:** The `chdir()` system call failed. The system error is displayed with the message. The error occurred in *function*.

**System action:** The program ends.

**System programmer response:** Take appropriate action based on the system error. If unable to resolve, follow local procedures for reporting problems to IBM.

**FOTS2388** *function: stat("filename") failed: error\_message*

**Explanation:** The `stat()` system call failed. The system error is displayed with the message. The error occurred in *function*.

**System action:** The program ends.

**System programmer response:** Take appropriate action based on the system error. If unable to resolve, follow local procedures for reporting problems to IBM.

**FOTS2389** *function: stat("filename") mismatch: expected\_st\_ino actual\_st\_ino expected\_st\_dev actual\_st\_dev*

**Explanation:** The `stat()` system call returned unexpected stat information. The error occurred in *function*.

**System action:** The program ends.

**System programmer response:** Follow local procedures for reporting problems to IBM.

**FOTS2390** *function: close(file\_descriptor) failed: error\_message*

**Explanation:** The `close()` system call failed. The system error is displayed with the message. The error occurred in *function*.

**System action:** The program ends.

## FOTS2401 • FOTS2702

**System programmer response:** Take appropriate action based on the system error. If unable to resolve, follow local procedures for reporting problems to IBM.

---

### FOTS2401 **do\_local\_cmd: no arguments**

**Explanation:** Internal error. No arguments for the local command.

**System action:** The program ends.

**System programmer response:** Follow local procedures for reporting problems to IBM.

**User response:** Contact your system programmer.

---

### FOTS2402 **do\_local\_cmd: fork: error\_message**

**Explanation:** The fork() system call failed. The system error is displayed with the message.

**System action:** The program ends.

**System programmer response:** Take appropriate action based on the system error.

**User response:** Refer to *z/OS XL C/C++ Runtime Library Reference* for an explanation of the system error. If unable to resolve, contact your system programmer.

---

### FOTS2403 **do\_local\_cmd: waitpid: error\_message**

**Explanation:** The waitpid() system call failed. The system error is displayed with the message.

**System action:** The program ends.

**System programmer response:** Take appropriate action based on the system error.

**User response:** Refer to *z/OS XL C/C++ Runtime Library Reference* for an explanation of the system error. If unable to resolve, contact your system programmer.

---

### FOTS2502 **function: offset < 0**

**Explanation:** Internal error. Unexpected file offset was calculated. The error occurred in *function*.

**System action:** The program ends.

**System programmer response:** Follow local procedures for reporting problems to IBM.

**User response:** Contact your system programmer.

---

### FOTS2701 **filename line line\_number: keyword keyword is not allowed in file filename.**

**Explanation:** The z/OS-specific keyword *keyword* can not be specified in file *filename*.

**System action:** The program ends.

**User response:** Refer to *IBM Ported Tools for z/OS: OpenSSH User's Guide* for information about *keyword*, and try the request again.

---

### FOTS2702 **filename line line\_number: missing keyword value.**

**Explanation:** The keyword *keyword* in file *filename* at line *line\_number* is missing its value.

**System action:** The program ends.

**System programmer response:** If unable to resolve, follow local procedures for reporting problems to IBM.

**User response:** Verify that the value for *keyword* is correct, and try the request again. Refer to *IBM Ported Tools for z/OS: OpenSSH User's Guide* for more information about the *keyword* keyword. If unable to resolve, contact your system programmer.

---

---

**FOTS2703** *filename* **line** *line\_number*: **unsupported** *keyword* **value** '*value*'.

**Explanation:** The keyword *keyword* in file *filename* at line *line\_number* is set to an unsupported value *value*.

**System action:** The program ends

**System programmer response:** If unable to resolve, follow local procedures for reporting problems to IBM.

**User response:** Verify that the value for *keyword* is correct, and try the request again. Refer to *IBM Ported Tools for z/OS: OpenSSH User's Guide* for more information about the *keyword* keyword. If unable to resolve, contact your system programmer.

---

**FOTS2704** *filename1* **line** *line\_number*: **keyword** *keyword* **is only allowed in file** *filename2*.

**Explanation:** The z/OS-specific keyword *keyword* can only be specified in the file *filename2*.

**System action:** The program ends.

**User response:** Refer to *IBM Ported Tools for z/OS: OpenSSH User's Guide* for information about *keyword*, and try the request again.

---

**FOTS2705** *filename* **line** *line\_number*: **keyword** *keyword* **is not allowed in a z/OS-specific configuration file.**

**Explanation:** The keyword *keyword* is not a valid z/OS-specific client configuration keyword.

**System action:** The program ends.

**User response:** Refer to *IBM Ported Tools for z/OS: OpenSSH User's Guide* for valid z/OS client configuration keywords, and try the request again.

---

**FOTS2707** *function*: *system\_call*: *system\_error*

**Explanation:** The *system\_call* call failed. The system error is displayed with the message. The error occurred in *function*.

**System action:** The program continues.

**System programmer response:** Follow local procedures for reporting problems to IBM.

**User response:** Refer to *z/OS XL C/C++ Runtime Library Reference* for an explanation of the system error. If unable to resolve, contact your system programmer.

---

**FOTS2708** *filename* **line** *line\_number*: **keyword** *keyword* **is not allowed in a z/OS-specific per-user client configuration file**

**Explanation:** The keyword *keyword* can not be specified in file *filename*.

**System action:** The program ends.

**User response:** Refer to *IBM Ported Tools for z/OS: OpenSSH User's Guide* for information about *keyword*, and try the request again.

---

**FOTS2709** *file\_name* **line** *line\_number*: **keyword** **value** *value* **requires additional system setup.**

**Explanation:** The support provided by *keyword value* requires additional system setup.

**System action:** The program continues.

**User response:** Refer to *IBM Ported Tools for z/OS: OpenSSH User's Guide* for information on setting up OpenSSH to collect SMF records.

---

**FOTS2710** *function*: *callable\_service* **failed with message number** *number*.

**Explanation:** Language Environment callable service failed. The error occurred in *function*.

**System action:** The program continues.

**System programmer response:** Follow local procedures for reporting problems to IBM.

## FOTS2711 • FOTS2805

**User response:** Refer to *z/OS Language Environment Programming Reference* for an explanation of the message number. If unable to resolve, contact your system programmer.

---

**FOTS2711** *filename* **line** *line\_number*: **keyword** *keyword* **is not allowed in a z/OS-specific daemon configuration file.**

**Explanation:** The keyword *keyword* is not a valid z/OS-specific daemon configuration keyword.

**System action:** The program ends.

**User response:** Refer to *IBM Ported Tools for z/OS: OpenSSH User's Guide* for valid z/OS-specific daemon configuration keywords, and try the request again.

---

**FOTS2801** *function*: **No SMF data received from master process.**

**Explanation:** The master process of the specified multiplexed connection did not send the requested SMF data.

**System action:** The program continues.

**System programmer response:** Follow local procedures for reporting problems to IBM.

**User response:** Contact your system programmer.

---

**FOTS2802** *function*: **Error writing SMF record:** *system\_error*

**Explanation:** Failure occurred while writing an SMF record.

**System action:** The program continues.

**System programmer response:** Follow local procedures for reporting problems to IBM.

**User response:** Contact your system programmer.

---

**FOTS2803** *function*: **Error collecting SMF data.**

**Explanation:** Failure occurred while collecting data for an SMF record. The SMF record will not be written.

**System action:** The program continues.

**System programmer response:** Follow local procedures for reporting problems to IBM.

**User response:** Contact your system programmer.

---

**FOTS2804** *function*: **Error collecting SMF data for** *field\_name*.

**Explanation:** Failure occurred while collecting SMF record data for the specified field. The SMF record will be written without valid data for that field.

**System action:** The program continues.

**System programmer response:** Follow local procedures for reporting problems to IBM.

**User response:** Contact your system programmer.

---

**FOTS2805** *function*: **Bad request size for SMF data length** *actual\_data\_length*, **expected** *expected\_data\_length*.

**Explanation:** Communication error occurred while collecting data for an SMF record. The SMF record will not be written.

**System action:** The program ends.

**System programmer response:** Follow local procedures for reporting problems to IBM.

**User response:** Verify connectivity and remote host status. If error persists, contact your system programmer to report the problem.

---

---

**FOTS2806** *function: unexpected server login failure reason.*

**Explanation:** An unexpected server login failure reason was identified. The problem occurred in *function*.

**System action:** The program continues.

**User response:** None.

---

**FOTS2807** *function: bad SMF global data length actual\_data\_length, expected expected\_data\_length.*

**Explanation:** Internal error. The error occurred in *function*.

**System action:** The program ends.

**System programmer response:** Follow local procedures for reporting problems to IBM.

**User response:** Contact your system programmer.

---

**FOTS2808** *function: unexpected SMF error for type SMF\_record\_type, subtype SMF\_record\_subtype record: error\_message.*

**Explanation:** The `__smf_record2()` system call failed. The system error is displayed with the message. The error occurred in *function*.

**System action:** SMF records will not be recorded. The program continues.

**System programmer response:** Take appropriate action based on the system error.

**User response:** Refer to *z/OS XL C/C++ Runtime Library Reference* for an explanation of the system error. If unable to resolve, contact your system programmer.

---

**FOTS2809** *function: bad authentication method authentication\_method.*

**Explanation:** Internal error. The error occurred in *function*.

**System action:** The program ends.

**System programmer response:** Follow local procedures for reporting problems to IBM.

**User response:** Contact your system programmer.

---

**FOTS2810** *function: unable to resolve pathname pathname during SMF data collection: error\_message.*

**Explanation:** The `realpath()` system call failed. The SMF data may not contain an absolute pathname. The system error is displayed with the message. The error occurred in *function*.

**System action:** The program continues.

**System programmer response:** Take appropriate action based on the system error.

**User response:** Refer to *z/OS XL C/C++ Runtime Library Reference* for an explanation of the system error. If unable to resolve, contact your system programmer.

---

**FOTS2811** *function: Incorrect SMF request\_type value.*

**Explanation:** Internal error. The error occurred in *function*.

**System action:** The program ends.

**System programmer response:** Follow local procedures for reporting problems to IBM.

**User response:** Contact your system programmer.

---

**FOTS2812** *function:* **Unknown option value.**

**Explanation:** Internal error. The error occurred in *function*.

**System action:** The program continues.

**System programmer response:** Follow local procedures for reporting problems to IBM.

**User response:** Contact your system programmer.

---

**FOTS2813** *function:* **Incorrect data length *length* read from SMF pipe.**

**Explanation:** Failure occurred while collecting data for an SMF record. The SMF record will not be written.

**System action:** The program continues.

**System programmer response:** Follow local procedures for reporting problems to IBM.

**User response:** Contact your system programmer.

---

**FOTS2814** *function:* **ClientSMF keyword value *value* requires additional system setup.**

**Explanation:** The support provided by the `zos_ssh_config` file keyword `ClientSMF value` requires additional system setup.

**System action:** SMF records will not be recorded. The program continues.

**User response:** Refer to *IBM Ported Tools for z/OS: OpenSSH User's Guide* for information on setting up OpenSSH to collect SMF records.

---

**FOTS2815** *function:* **Caller not permitted to use `__smf_record2()`: error\_message.**

**Explanation:** The `__smf_record2()` system call failed. The system error is displayed with the message. The error occurred in *function*.

**System action:** The program ends.

**System programmer response:** Follow local procedures for reporting problems to IBM.

**User response:** Refer to *IBM Ported Tools for z/OS: OpenSSH User's Guide* for information on what you need to verify before using OpenSSH. If unable to resolve, contact your system programmer.

---

**FOTS2816** *function:* **`__smf_record2()` system call not supported.**

**Explanation:** The `__smf_record2()` system call is not supported. Additional system setup is required to use this system call. The error occurred in *function*.

**System action:** The program continues.

**System programmer response:** Follow local procedures for reporting problems to IBM.

**User response:** Refer to *IBM Ported Tools for z/OS: OpenSSH User's Guide* for information on what you need to verify before using OpenSSH. If unable to resolve, contact your system programmer.

---

**FOTS2817** *function:* **Pathname *pathname* with resolved directory pathname *dirname* is too long.**

**Explanation:** Unable to resolve the pathname. The resulting pathname is too long. The SMF data may not contain an absolute pathname.

**System action:** The program continues.

**System programmer response:** Follow local procedures for reporting problems to IBM.

**User response:** Verify that the pathname is correct, and try the request again. If unable to resolve, contact your system programmer.

---

---

**FOTS2818** *function: Received SMF status status1, expected status2.*

**Explanation:** An unexpected SMF status value was read. The value does not match the SMF status set in the z/OS-specific client configuration file. The problem occurred in *function*.

**System action:** The program ends.

**System programmer response:** Follow local procedures for reporting problems to IBM.

**User response:** Verify connectivity and ssh server status. If unable to resolve, contact your system programmer to report the problem.

---

**FOTS2901** *function: RSA\_new failed*

**Explanation:** Internal error. The failure occurred in *function*.

**System action:** The program ends.

**System programmer response:** Follow local procedures for reporting problems to IBM.

**User response:** Contact your system programmer.

---

**FOTS2902** *function: BN\_bin2bn failed on component*

**Explanation:** Internal error. The failure occurred in *function*.

**System action:** The program ends.

**System programmer response:** Follow local procedures for reporting problems to IBM.

**User response:** Contact your system programmer.

---

**FOTS2903** *function: RSA\_blinding\_on failed*

**Explanation:** Internal error. The failure occurred in *function*.

**System action:** The program continues.

**System programmer response:** Follow local procedures for reporting problems to IBM.

**User response:** Contact your system programmer.

---

**FOTS2904** *function: gsk\_factor\_public\_key\_rsa failed (return\_code). return\_code\_description.*

**Explanation:** The `gsk_factor_public_key_rsa()` system call failed when trying to read an RSA public key associated with a certificate in a key ring. The failure occurred in *function*. The *return\_code\_description* indicates the problem with the certificate.

**System action:** The program continues.

**System programmer response:** Take appropriate action based on the return code.

**User response:** If more information is needed about the error, refer to *z/OS Cryptographic Services System SSL Programming* for an explanation of the return code. If unable to resolve, contact your system programmer.

---

**FOTS2905** *function: gsk\_factor\_private\_key\_rsa failed (return\_code). return\_code\_description.*

**Explanation:** The `gsk_factor_private_key_rsa()` system call failed when trying to read an RSA private key associated with a certificate in a key ring. The failure occurred in *function*. The *return\_code\_description* indicates the problem with the certificate.

**System action:** The program continues.

**System programmer response:** Take appropriate action based on the return code.

**User response:** If more information is needed about the error, refer to *z/OS Cryptographic Services System SSL Programming* for an explanation of the return code. If unable to resolve, contact your system programmer.

**FOTS2906** *function: d2i\_DSAParams on public key failed*

**Explanation:** The d2i\_DSAParams() system call failed when trying to read a DSA public key associated with a certificate in a key ring. The failure occurred in *function*.

**System action:** The program continues.

**System programmer response:** Follow local procedures for reporting problems to IBM.

**User response:** Contact your system programmer.

---

**FOTS2907** *function: ASN1\_item\_d2i on key\_usage key failed*

**Explanation:** The ASN1\_item\_d2i() system call failed when trying to read a DSA key component from a key associated with a certificate in a key ring. The failure occurred in *function*.

**System action:** The program continues.

**System programmer response:** Follow local procedures for reporting problems to IBM.

**User response:** Contact your system programmer.

---

**FOTS2908** *function: unexpected algorithm ID algorithm\_ID, key ring 'key\_ring' label 'certificate\_label'*

**Explanation:** The algorithm type of the keys associated with the certificate is neither RSA nor DSA. The failure occurred in *function*.

**System action:** The program continues.

**System programmer response:** Follow local procedures for reporting problems to IBM.

**User response:** Contact your system programmer.

---

**FOTS2909** *function: Value 'value' is not valid, leading double quote not found*

**Explanation:** Either the format of the value is not correct, or unmatched double quotes were found in the string. The failure occurred in *function*.

**System action:** The program continues.

**User response:** Correct the value and try the request again. Refer to *IBM Ported Tools for z/OS: OpenSSH User's Guide* for information on the correct format when specifying a key ring or certificate label.

---

**FOTS2910** *function: Certificate label found when not expecting one in 'value'*

**Explanation:** The value should only contain a key ring identification. The failure occurred in *function*.

**System action:** The program continues.

**User response:** Correct the value and try the request again. Refer to *IBM Ported Tools for z/OS: OpenSSH User's Guide* for information on the correct format when specifying a key ring.

---

**FOTS2911** *function: Certificate label is missing but is required in 'value'*

**Explanation:** The value should contain a key ring identification followed by a certificate label. The failure occurred in *function*.

**System action:** The program continues.

**User response:** Correct the value and try the request again. Refer to *IBM Ported Tools for z/OS: OpenSSH User's Guide* for information on the correct format when specifying a key ring and certificate label.

---



---

**FOTS2912** *function: Could not get key from key ring 'key\_ring' label 'certificate\_label'*

**Explanation:** A valid key could not be extracted from the certificate. The failure occurred in *function*.

**System action:** The program continues.

**System programmer response:** Follow local procedures for reporting problems to IBM.

**User response:** Verify that the certificate label correctly identifies a valid certificate and try the request again. There may be other error messages preceding this message that provide more details about the problem. If unable to resolve the problem, contact your system programmer.

---

**FOTS2913** *function: Could not get all keys from key ring 'key\_ring'*

**Explanation:** Valid keys could not be extracted from the certificates associated with *key\_ring*. The failure occurred in *function*.

**System action:** The program ends.

**System programmer response:** Follow local procedures for reporting problems to IBM.

**User response:** Verify that the key ring correctly identifies the key ring containing valid certificates with keys to be used on this `ssh-add` request and try the request again. There may be other error messages preceding this message that provide more details about the problem. If unable to resolve the problem, contact your system programmer.

---

**FOTS2914** *function: Certificate validation for key ring 'key\_ring' label 'certificate\_label' failed (return\_code). return\_code\_description.*

**Explanation:** The *return\_code\_description* indicates the problem with the certificate. If more information is needed about the error, then refer to *z/OS Cryptographic Services System SSL Programming* for an explanation of the return code. If unable to resolve, contact your system programmer. The failure occurred in *function*.

**System action:** The program continues if a key is found in a different certificate available to the program.

**System programmer response:** Follow local procedures for reporting problems to IBM.

**User response:** Correct the condition causing the certificate to fail validation, and try the request again. If unable to resolve the problem, contact your system programmer.

---

**FOTS2915** *function: gsk\_open\_keyring on 'key\_ring' failed (return\_code). return\_code\_description.*

**Explanation:** The `gsk_open_keyring()` system call failed when trying to open the key ring. The failure occurred in *function*. The *return\_code\_description* indicates the problem.

**System action:** The program continues.

**System programmer response:** Take appropriate action based on the return code.

**User response:** If more information is needed about the error, refer to *z/OS Cryptographic Services System SSL Programming* for an explanation of the return code. If unable to resolve, contact your system programmer.

---

**FOTS2916** *function: gsk\_get\_record\_by\_label from key ring 'key\_ring' for label 'certificate\_label' failed (return\_code). return\_code\_description.*

**Explanation:** The `gsk_get_record_by_label()` system call failed when trying to obtain the data base record for the certificate. The failure occurred in *function*. The *return\_code\_description* indicates the problem.

**System action:** The program continues.

**System programmer response:** Take appropriate action based on the return code.

**User response:** If more information is needed about the error, refer to *z/OS Cryptographic Services System SSL Programming* for an explanation of the return code. If unable to resolve, contact your system programmer.

---

---

**FOTS2917** *function:* **gsk\_get\_record\_by\_index** from key ring '*key\_ring*' for index '*record\_index*' failed (*return\_code*).  
*return\_code\_description*.

**Explanation:** The `gsk_get_record_by_index()` system call failed when trying to obtain the data base record for the certificate. The failure occurred in *function*. The *return\_code\_description* indicates the problem.

**System action:** The program continues.

**System programmer response:** Take appropriate action based on the return code.

**User response:** If more information is needed about the error, refer to *z/OS Cryptographic Services System SSL Programming* for an explanation of the return code. If unable to resolve, contact your system programmer.

---

**FOTS2918** *function:* **Value '*value*' is not valid, trailing double quote was found**

**Explanation:** Either the format of the value is not correct, or unmatched double quotes were found in the string. The failure occurred in *function*.

**System action:** The program continues.

**User response:** Correct the value and try the request again. Refer to *IBM Ported Tools for z/OS: OpenSSH User's Guide* for information on the correct format when specifying a key ring or certificate label.

---

**FOTS2919** *function:* **Value '*value*' is not valid, trailing double quote not found**

**Explanation:** Either the format of the value is not correct, or unmatched double quotes were found in the string. The failure occurred in *function*.

**System action:** The program continues.

**User response:** Correct the value and try the request again. Refer to *IBM Ported Tools for z/OS: OpenSSH User's Guide* for information on the correct format when specifying a key ring or certificate label.

---

**FOTS2920** *function:* **Private key not available for certificate in key ring '*key\_ring*' with label '*certificate\_label*'**

**Explanation:** Either there is no private key associated with the certificate, or the user is not authorized to read the private key for the certificate. Only a certificate owner may read the private key for a certificate. The failure occurred in *function*.

**System action:** The program continues.

**User response:** If the program obtained a private key from another certificate, then this error may be ignored. If the program did not obtain a private key, then an alternate certificate needs to be specified when trying the request again.

---

**FOTS3001** *function (line\_number): callable\_service* **failed: return code = *return\_code*, reason code = *reason\_code***

**Explanation:** The Integrated Cryptographic Service Facility (ICSF) *callable\_service* callable service failed. The callable service return and reason codes are displayed with the message. The failure occurred in *function* at line *line\_number*.

**System action:** The program ends.

**System programmer response:** See *z/OS Cryptographic Services ICSF Application Programmer's Guide* for an explanation of the ICSF callable service failure. Also, see *IBM Ported Tools for z/OS: OpenSSH User's Guide* for the setup required to use ICSF ciphers and MAC algorithms. If unable to resolve, follow local procedures for reporting problems to IBM.

**User response:** Contact your system programmer.

---

**FOTS3002** *function (line\_number): callable\_service* **failed: return code = *return\_code*, reason code = *reason\_code***

**Explanation:** The Integrated Cryptographic Service Facility (ICSF) *callable\_service* callable service failed. The callable service return and reason codes are displayed with the message. The failure occurred in *function* at line *line\_number*.

**System action:** The program continues.

**System programmer response:** See *z/OS Cryptographic Services ICSF Application Programmer's Guide* for an

explanation of the ICSF callable service failure. Also, see *IBM Ported Tools for z/OS: OpenSSH User's Guide* for the setup required to use ICSF ciphers and MAC algorithms. If unable to resolve, follow local procedures for reporting problems to IBM.

**User response:** Contact your system programmer.

**FOTS3003** *function:* **support requires newer ICSF FMID, current ICSF FMID is 'ICSF\_FMID'**

**Explanation:** The ICSF ciphers and MAC algorithms support requires ICSF FMID HCR7770 or later installed. The problem occurred in *function*.

**System action:** The program continues.

**System programmer response:** See *IBM Ported Tools for z/OS: OpenSSH User's Guide* for the setup required to use ICSF ciphers and MAC algorithms. If unable to resolve, follow local procedures for reporting problems to IBM.

**User response:** Contact your system programmer.

**FOTS3004** *function:* **ICSF is required but not available**

**Explanation:** The Integrated Cryptographic Service Facility (ICSF) was requested to implement the ciphers or MAC algorithms, however ICSF is not available or cannot be used. The problem occurred in *function*.

**System action:** The program ends.

**System programmer response:** See *IBM Ported Tools for z/OS: OpenSSH User's Guide* for the setup required to use ICSF ciphers and MAC algorithms. In addition, see any previously issued messages for more information.

**User response:** Contact your system programmer.

**FOTS3005** *function:* **ICSF is not available, switching to OpenSSL source**

**Explanation:** The Integrated Cryptographic Service Facility (ICSF) is not available or cannot be used. All ciphers and MAC algorithms will be implemented using OpenSSL. The problem occurred in *function*.

**System action:** The program continues.

**System programmer response:** See *IBM Ported Tools for z/OS: OpenSSH User's Guide* for the setup required to use ICSF ciphers and MAC algorithms. In addition, see any previously issued messages for more information.

**User response:** Contact your system programmer.

**FOTS3006** *function:* **unable to determine ICSF FMID**

**Explanation:** The ICSF ciphers and MAC algorithms support requires ICSF FMID HCR7770 or later installed. The ICSF FMID could not be verified against this requirement. The problem occurred in *function*.

**System action:** The program continues.

**System programmer response:** See *IBM Ported Tools for z/OS: OpenSSH User's Guide* for the setup required to use ICSF ciphers and MAC algorithms. If unable to resolve, follow local procedures for reporting problems to IBM.

**User response:** Contact your system programmer.

**FOTS3007** *function:* **MAC algorithm length information not valid: key length = *key\_length*, block length = *block\_length***

**Explanation:** Internal error. The error occurred in *function*.

**System action:** The program ends.

**System programmer response:** Follow local procedures for reporting problems to IBM.

**User response:** Contact your system programmer.

**FOTS3008** *function:* **ICSF is required but not available or cannot be used to implement** *algorithm\_name*

**Explanation:** The Integrated Cryptographic Service Facility (ICSF) was requested to implement the cipher or MAC algorithm *algorithm\_name*, however ICSF is not available or cannot be used. The problem occurred in *function*.

**System action:** The program ends.

**System programmer response:** See *IBM Ported Tools for z/OS: OpenSSH User's Guide* for the setup required to use ICSF ciphers and MAC algorithms. If unable to resolve, follow local procedures for reporting problems to IBM.

**User response:** Contact your system programmer.

---

**FOTS3009** *function:* **cipher information not valid: name =** *cipher\_name*, **block size =** *cipher\_block\_size*

**Explanation:** Internal error. The error occurred in *function*.

**System action:** The program ends.

**System programmer response:** Follow local procedures for reporting problems to IBM.

**User response:** Contact your system programmer.

---

**FOTS3010** *function:* **cannot fork into the background when using ICSF source**

**Explanation:** The `ssh -f` option was specified and the Integrated Cryptographic Service Facility (ICSF) was requested to implement the ciphers or MAC algorithms. The options cannot be specified together. The error occurred in *function*.

**System action:** The program ends.

**User response:** Do not request ICSF to implement the ciphers or MAC algorithms, and try the request again. See *IBM Ported Tools for z/OS: OpenSSH User's Guide* for more information about ICSF ciphers and MAC algorithms.

---

**FOTS3011** *function:* **cannot fork into the background when using ICSF source**

**Explanation:** The `ssh &` escape option was specified and the Integrated Cryptographic Service Facility (ICSF) was requested to implement the ciphers or MAC algorithms. The options cannot be specified together. The error occurred in *function*.

**System action:** The program continues.

**User response:** Do not request ICSF to implement the ciphers or MAC algorithms, and try the request again. See *IBM Ported Tools for z/OS: OpenSSH User's Guide* for more information about ICSF ciphers and MAC algorithms.

---

## Appendix A. Accessing MVS data sets within sftp

OpenSSH's **sftp** does not have built-in support for MVS data sets. However, there are alternate (indirect) ways to access MVS data sets within **sftp**.

### Solution 1

From within **sftp**, use a shell escape to copy between MVS and the z/OS UNIX file system. Do this by preceding any shell command by a '!'.

For example:

```
!cp "'CTWARE.C(HELLO)'" hello.c
```

The 'HELLO' member is copied to a local file `hello.c`, which could then be transferred from **sftp**. This would be executed while you are within an **sftp** shell.

**Note:** The `hello.c` file will remain in the z/OS UNIX file system until it is manually removed.

You can use this solution from within an **sftp** batch file as well, to automate certain tasks or help in removal of the file:

```
> cat batchfile
lcd sftpctest
cd Test
!cp "'CTWARE.C(HELLO)'" hello.c
put hello.c
!rm hello.c
> sftp -b batchfile user@remotehost
```

This example would change directories (both local and remote), copy an MVS dataset to the z/OS UNIX file system (on the local machine), transfer the file (to the remote system), and then remove the (local) z/OS UNIX file system copy. This would save you some work, and you would not have to manually remove 'temporary' files.

**Tip:** Because the **sftp** exit value is not affected by shell command escapes, Solution 2 is preferred if verification of a successful copy is required.

### Solution 2

Copy the data from an MVS dataset to the z/OS UNIX file system prior to using **sftp**.

For example:

```
cp "'CTWARE.C(HELLO)'" hello.c
```

The 'HELLO' member is copied to a local file `hello.c`, which could then be transferred from **sftp**. This would be executed from a standard z/OS UNIX shell

**Note:** The `hello.c` file remains in the z/OS UNIX file system until it is manually removed.



---

## Appendix B. OpenSSH - port forwarding examples

---

### OpenSSH - without TCP forwarding

Direct client/server connection (no forwarding)

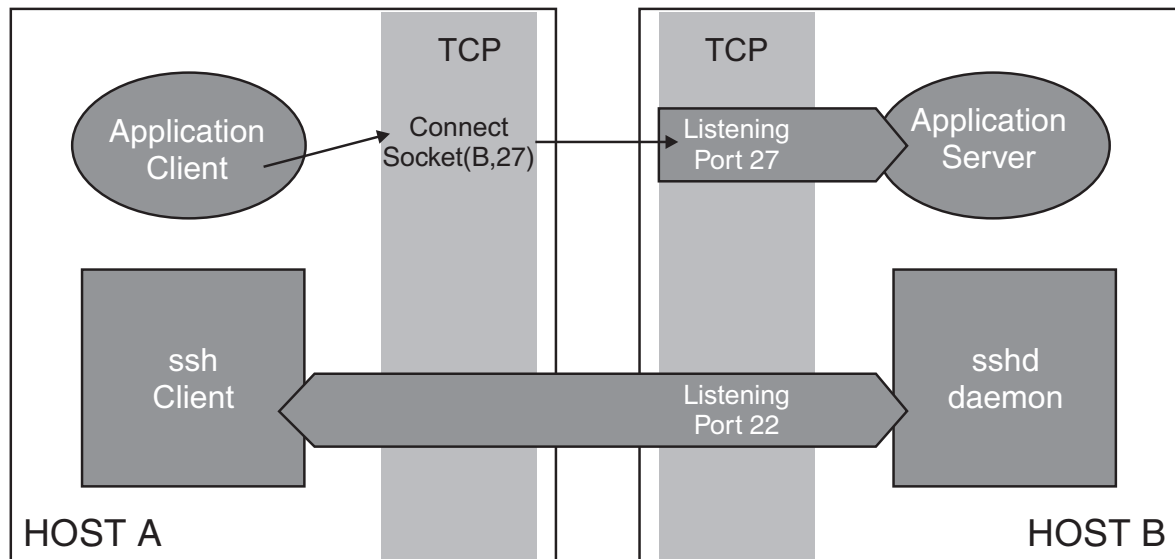


Figure 8. OpenSSH - without TCP port forwarding

---

### OpenSSH - with TCP port forwarding

OpenSSH provides TCP port forwarding, also known as tunnelling, which allows other TCP applications to forward their network data over a secure SSH connection. In other words, existing TCP applications that do not encrypt their data before sending it across the network can send their network traffic through an SSH channel, thereby securing it.

Without TCP forwarding, an application's client connections directly to its server across the network, as shown in Figure 8. To use port forwarding, an existing SSH session must exist.

**Example:** An example of invoking the `ssh` client to support local port forwarding is:

```
ssh -L 2001:remotehost:27 billy@remotehost
```

**Result:** The `ssh` client on Host A listens on port 2001 for connections (see Figure 9 on page 414). The TCP application will now connect to port 2001 on the local host (Host A), rather than connect to its well-known port on Host B, where the remote server is listening. This is demonstrated in Figure 10 on page 414. The `ssh` client accepts the connection on port 2001 and forwards the application's data to the OpenSSH server (`sshd`) on Host B. `sshd` then forwards the data to the application's well-known port on Host B, as specified on invocation of the `ssh` client to be port 27. This is demonstrated in Figure 11 on page 415.

## OpenSSH - port forwarding examples

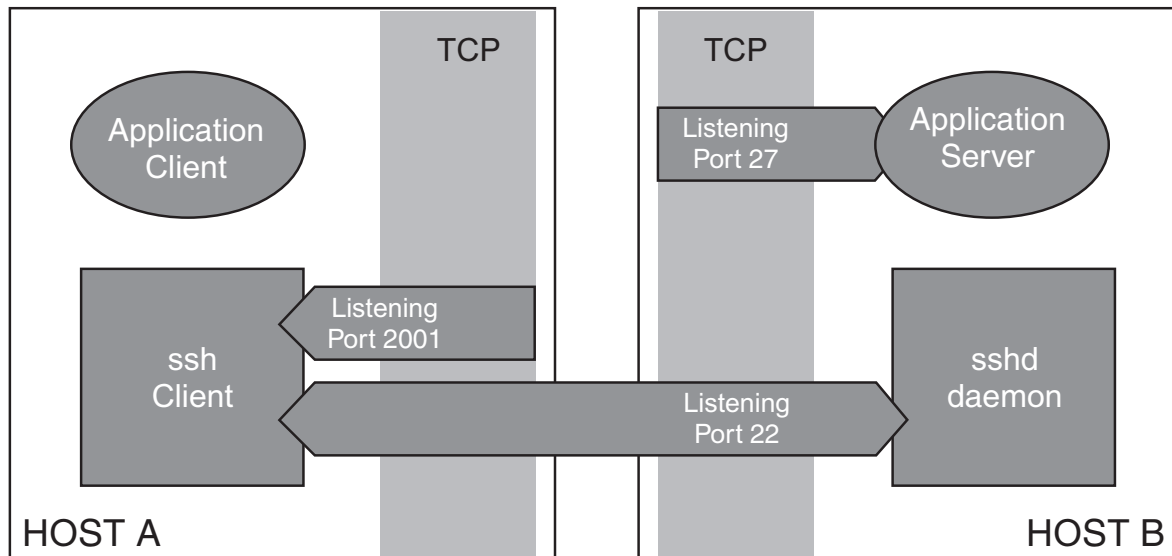


Figure 9. The ssh client is listening on port 2001 for a connection

The TCP application wants to contact the server through a SSH connection.

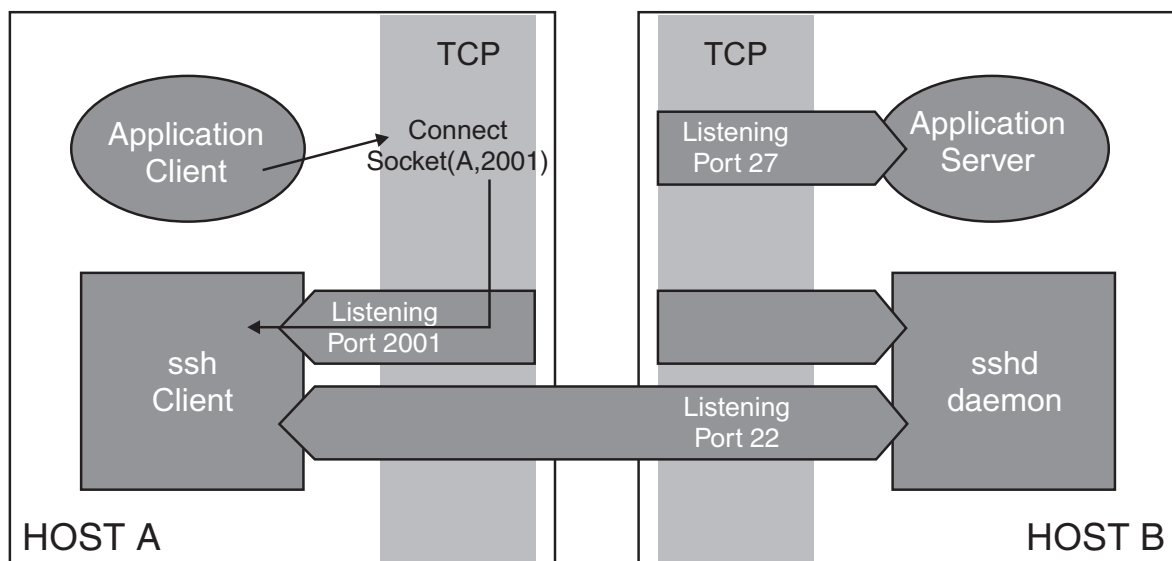


Figure 10. The application is connecting to port 2001 on the local host (Host A)

**ssh** forwards the data through an SSH tunnel; **sshd** delivers to server.



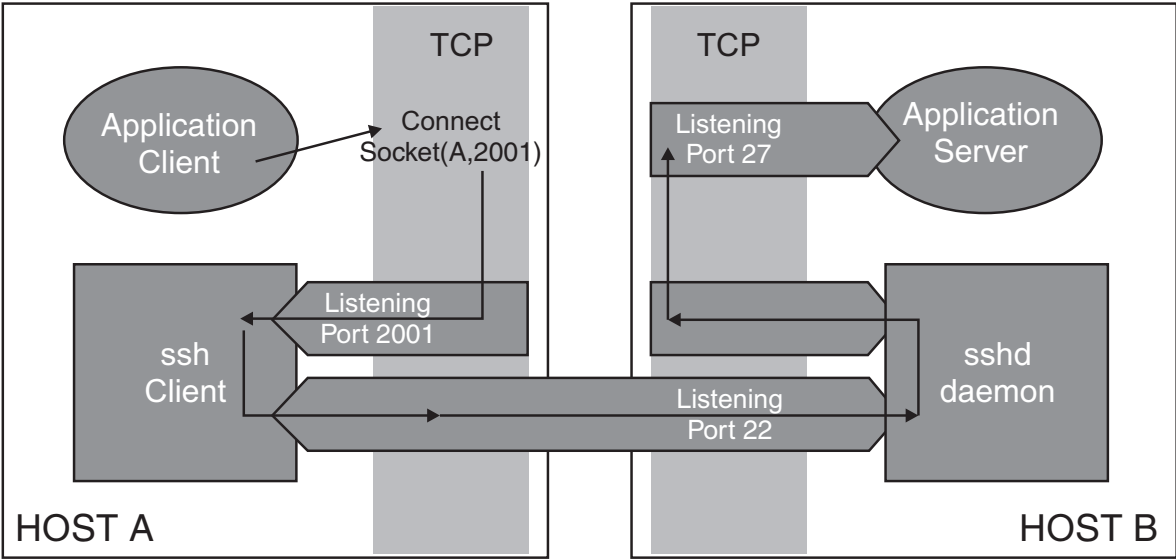


Figure 11. The ssh client accepts the connection on port 2001, forwards the application's data to sshd on Host B, sshd then forwards the data to the application's server, listening on Port 27



---

## Appendix C. RFCs and Internet drafts

The Internet Engineering Task Force (<http://www.ietf.org/>) has a Secure Shell (SECSH) working group whose goal is to update and standardize the popular SSH protocol. The following SECSH RFCs describe some of the different layers of the protocol:

- The Secure Shell (SSH) Protocol Assigned Numbers, RFC 4250, 2006.
- The Secure Shell (SSH) Protocol Architecture, RFC 4251, 2006.
- The Secure Shell (SSH) Authentication Protocol, RFC 4252, 2006.
- The Secure Shell (SSH) Transport Layer Protocol, RFC 4253, 2006.
- The Secure Shell (SSH) Connection Protocol, RFC 4254, 2006.
- Using DNS to Securely Publish Secure Shell (SSH) Key Fingerprints, RFC 4255, 2006.
- Generic Message Exchange Authentication for the Secure Shell Protocol (SSH), RFC 4256, 2006.
- The Secure Shell (SSH) Session Channel Break Extension, RFC 4335, 2006.
- The Secure Shell (SSH) Transport Layer Encryption Modes, RFC 4344, 2006.
- Improved Arcfour Modes for the Secure Shell (SSH) Transport Layer Protocol, RFC 4345, 2006.
- Diffie-Hellman Group Exchange for the Secure Shell (SSH) Transport Layer Protocol, RFC 4419, 2006.
- The Secure Shell (SSH) Public Key File Format, RFC 4716, 2006.
- The Secure Shell (SSH) Public Key Subsystem, RFC 4819, 2007.

Because internet drafts can be updated, replaced, or obsoleted by newer versions, OpenSSH may only conform to a particular version of the draft. Refer to the IETF Web site at <http://www.ietf.org/> for a list of drafts.



---

## Appendix D. Accessibility

Accessible publications for this product are offered through the z/OS Information Center.

If you experience difficulty with the accessibility of any z/OS information, please send a detailed message to [mhvrcfs@us.ibm.com](mailto:mhvrcfs@us.ibm.com) or to the following mailing address:

IBM Corporation  
Attention: MHVRCFS Reader Comments  
Department H6MA, Building 707  
2455 South Road  
Poughkeepsie, NY 12601-5400  
USA

---

### Accessibility features

Accessibility features help a user who has a physical disability, such as restricted mobility or limited vision, to use software products successfully. The major accessibility features in z/OS enable users to:

- Use assistive technologies such as screen readers and screen magnifier software
- Operate specific or equivalent features using only the keyboard
- Customize display attributes such as color, contrast, and font size.

---

### Using assistive technologies

Assistive technology products, such as screen readers, function with the user interfaces found in z/OS. Consult the assistive technology documentation for specific information when using such products to access z/OS interfaces.

---

### Keyboard navigation of the user interface

Users can access z/OS user interfaces using TSO/E or ISPF. Refer to *z/OS TSO/E Primer*, *z/OS TSO/E User's Guide*, and *z/OS ISPF User's Guide Vol I* for information about accessing TSO/E and ISPF interfaces. These guides describe how to use TSO/E and ISPF, including the use of keyboard shortcuts or function keys (PF keys). Each guide includes the default settings for the PF keys and explains how to modify their functions.

---

### Dotted decimal syntax diagrams

Syntax diagrams are provided in dotted decimal format for users accessing the z/OS Information Center using a screen reader. In dotted decimal format, each syntax element is written on a separate line. If two or more syntax elements are always present together (or always absent together), they can appear on the same line, because they can be considered as a single compound syntax element.

Each line starts with a dotted decimal number; for example, 3 or 3.1 or 3.1.1. To hear these numbers correctly, make sure that your screen reader is set to read out punctuation. All the syntax elements that have the same dotted decimal number (for example, all the syntax elements that have the number 3.1) are mutually

exclusive alternatives. If you hear the lines 3.1 USERID and 3.1 SYSTEMID, you know that your syntax can include either USERID or SYSTEMID, but not both.

The dotted decimal numbering level denotes the level of nesting. For example, if a syntax element with dotted decimal number 3 is followed by a series of syntax elements with dotted decimal number 3.1, all the syntax elements numbered 3.1 are subordinate to the syntax element numbered 3.

Certain words and symbols are used next to the dotted decimal numbers to add information about the syntax elements. Occasionally, these words and symbols might occur at the beginning of the element itself. For ease of identification, if the word or symbol is a part of the syntax element, it is preceded by the backslash (\) character. The \* symbol can be used next to a dotted decimal number to indicate that the syntax element repeats. For example, syntax element \*FILE with dotted decimal number 3 is given the format 3 \\* FILE. Format 3\* FILE indicates that syntax element FILE repeats. Format 3\* \\* FILE indicates that syntax element \* FILE repeats.

Characters such as commas, which are used to separate a string of syntax elements, are shown in the syntax just before the items they separate. These characters can appear on the same line as each item, or on a separate line with the same dotted decimal number as the relevant items. The line can also show another symbol giving information about the syntax elements. For example, the lines 5.1\*, 5.1 LASTRUN, and 5.1 DELETE mean that if you use more than one of the LASTRUN and DELETE syntax elements, the elements must be separated by a comma. If no separator is given, assume that you use a blank to separate each syntax element.

If a syntax element is preceded by the % symbol, this indicates a reference that is defined elsewhere. The string following the % symbol is the name of a syntax fragment rather than a literal. For example, the line 2.1 %OP1 means that you should refer to separate syntax fragment OP1.

The following words and symbols are used next to the dotted decimal numbers:

- ? means an optional syntax element. A dotted decimal number followed by the ? symbol indicates that all the syntax elements with a corresponding dotted decimal number, and any subordinate syntax elements, are optional. If there is only one syntax element with a dotted decimal number, the ? symbol is displayed on the same line as the syntax element, (for example 5? NOTIFY). If there is more than one syntax element with a dotted decimal number, the ? symbol is displayed on a line by itself, followed by the syntax elements that are optional. For example, if you hear the lines 5 ?, 5 NOTIFY, and 5 UPDATE, you know that syntax elements NOTIFY and UPDATE are optional; that is, you can choose one or none of them. The ? symbol is equivalent to a bypass line in a railroad diagram.
- ! means a default syntax element. A dotted decimal number followed by the ! symbol and a syntax element indicates that the syntax element is the default option for all syntax elements that share the same dotted decimal number. Only one of the syntax elements that share the same dotted decimal number can specify a ! symbol. For example, if you hear the lines 2? FILE, 2.1! (KEEP), and 2.1 (DELETE), you know that (KEEP) is the default option for the FILE keyword. In this example, if you include the FILE keyword but do not specify an option, default option KEEP will be applied. A default option also applies to the next higher dotted decimal number. In this example, if the FILE keyword is omitted, default FILE(KEEP) is used. However, if you hear the lines 2? FILE, 2.1, 2.1.1!

(KEEP), and 2.1.1 (DELETE), the default option KEEP only applies to the next higher dotted decimal number, 2.1 (which does not have an associated keyword), and does not apply to 2? FILE. Nothing is used if the keyword FILE is omitted.

- \* means a syntax element that can be repeated 0 or more times. A dotted decimal number followed by the \* symbol indicates that this syntax element can be used zero or more times; that is, it is optional and can be repeated. For example, if you hear the line 5.1\* data area, you know that you can include one data area, more than one data area, or no data area. If you hear the lines 3\*, 3 HOST, and 3 STATE, you know that you can include HOST, STATE, both together, or nothing.

**Note:**

1. If a dotted decimal number has an asterisk (\*) next to it and there is only one item with that dotted decimal number, you can repeat that same item more than once.
  2. If a dotted decimal number has an asterisk next to it and several items have that dotted decimal number, you can use more than one item from the list, but you cannot use the items more than once each. In the previous example, you could write HOST STATE, but you could not write HOST HOST.
  3. The \* symbol is equivalent to a loop-back line in a railroad syntax diagram.
- + means a syntax element that must be included one or more times. A dotted decimal number followed by the + symbol indicates that this syntax element must be included one or more times; that is, it must be included at least once and can be repeated. For example, if you hear the line 6.1+ data area, you must include at least one data area. If you hear the lines 2+, 2 HOST, and 2 STATE, you know that you must include HOST, STATE, or both. Similar to the \* symbol, the + symbol can only repeat a particular item if it is the only item with that dotted decimal number. The + symbol, like the \* symbol, is equivalent to a loop-back line in a railroad syntax diagram.





---

## Notices

---

### Notices

This information was developed for products and services offered in the U.S.A. or elsewhere.

IBM may not offer the products, services, or features discussed in this document in other countries. Consult your local IBM representative for information on the products and services currently available in your area. Any reference to an IBM product, program, or service is not intended to state or imply that only that IBM product, program, or service may be used. Any functionally equivalent product, program, or service that does not infringe any IBM intellectual property right may be used instead. However, it is the user's responsibility to evaluate and verify the operation of any non-IBM product, program, or service.

IBM may have patents or pending patent applications covering subject matter described in this document. The furnishing of this document does not give you any license to these patents. You can send license inquiries, in writing, to:

IBM Director of Licensing  
IBM Corporation  
North Castle Drive  
Armonk, NY 10504-1785  
U.S.A

For license inquiries regarding double-byte character set (DBCS) information, contact the IBM Intellectual Property Department in your country or send inquiries, in writing, to:

Intellectual Property Licensing  
Legal and Intellectual Property Law  
IBM Japan, Ltd.  
19-21, Nihonbashi-Hakozakicho, Chuo-ku  
Tokyo 103-8510, Japan

The following paragraph does not apply to the United Kingdom or any other country where such provisions are inconsistent with local law: INTERNATIONAL BUSINESS MACHINES CORPORATION PROVIDES THIS PUBLICATION "AS IS" WITHOUT WARRANTY OF ANY KIND, EITHER EXPRESS OR IMPLIED, INCLUDING, BUT NOT LIMITED TO, THE IMPLIED WARRANTIES OF NON-INFRINGEMENT, MERCHANTABILITY OR FITNESS FOR A PARTICULAR PURPOSE. Some states do not allow disclaimer of express or implied warranties in certain transactions, therefore, this statement may not apply to you.

This information could include technical inaccuracies or typographical errors. Changes are periodically made to the information herein; these changes will be incorporated in new editions of the publication. IBM may make improvements and/or changes in the product(s) and/or the program(s) described in this publication at any time without notice.

Any references in this information to non-IBM Web sites are provided for convenience only and do not in any manner serve as an endorsement of those Web

sites. The materials at those Web sites are not part of the materials for this IBM product and use of those Web sites is at your own risk.

IBM may use or distribute any of the information you supply in any way it believes appropriate without incurring any obligation to you.

Licensees of this program who wish to have information about it for the purpose of enabling: (i) the exchange of information between independently created programs and other programs (including this one) and (ii) the mutual use of the information which has been exchanged, should contact:

Site Counsel  
IBM Corporation  
2455 South Road  
Poughkeepsie, NY 12601-5400  
USA

Such information may be available, subject to appropriate terms and conditions, including in some cases, payment of a fee.

The licensed program described in this information and all licensed material available for it are provided by IBM under terms of the IBM Customer Agreement, IBM International Program License Agreement, or any equivalent agreement between us.

Information concerning non-IBM products was obtained from the suppliers of those products, their published announcements or other publicly available sources. IBM has not tested those products and cannot confirm the accuracy of performance, compatibility or any other claims related to non-IBM products. Questions on the capabilities of non-IBM products should be addressed to the suppliers of those products.

All statements regarding IBM's future direction or intent are subject to change or withdrawal without notice, and represent goals and objectives only.

If you are viewing this information softcopy, the photographs and color illustrations may not appear.

#### COPYRIGHT LICENSE:

This information might contain sample application programs in source language, which illustrate programming techniques on various operating platforms. You may copy, modify, and distribute these sample programs in any form without payment to IBM, for the purposes of developing, using, marketing or distributing application programs conforming to the application programming interface for the operating platform for which the sample programs are written. These examples have not been thoroughly tested under all conditions. IBM, therefore, cannot guarantee or imply reliability, serviceability, or function of these programs. The sample programs are provided "AS IS", without warranty of any kind. IBM shall not be liable for any damages arising out of your use of the sample programs.

## **Policy for unsupported hardware**

Various z/OS elements, such as DFSMS, HCD, JES2, JES3, and MVS, contain code that supports specific hardware servers or devices. In some cases, this device-related element support remains in the product even after the hardware

devices pass their announced End of Service date. z/OS may continue to service element code; however, it will not provide service related to unsupported hardware devices. Software problems related to these devices will not be accepted for service, and current service activity will cease if a problem is determined to be associated with out-of-support devices. In such cases, fixes will not be issued.

## Minimum supported hardware

The minimum supported hardware for z/OS releases identified in z/OS announcements can subsequently change when service for particular servers or devices is withdrawn. Likewise, the levels of other software products supported on a particular release of z/OS are subject to the service support lifecycle of those products. Therefore, z/OS and its product publications (for example, panels, samples, messages, and product documentation) can include references to hardware and software that is no longer supported.

- For information about software support lifecycle, see: IBM Lifecycle Support for z/OS (<http://www.ibm.com/software/support/systemsz/lifecycle/>)
- For information about currently-supported IBM hardware, contact your IBM representative.

---

## Programming Interface Information

This publication documents intended Programming Interfaces that allow the customer to write programs that use the OpenSSH portion of Ported Tools for z/OS.

---

## Trademarks

IBM and the IBM logo are trademarks or registered trademarks of International Business Machines Corporation in the United States, other countries, or both. If these and other IBM trademarked terms are marked on their first occurrence in this information with a trademark symbol (<sup>®</sup> or <sup>™</sup>), these symbols indicate U.S. registered or common law trademarks owned by IBM at the time this information was published. Such trademarks may also be registered or common law trademarks in other countries. A current list of IBM trademarks is available on the Web at "Copyright and trademark information" at <http://www.ibm.com/legal/copytrade.shtml>.

Adobe and the Adobe logo are either registered trademarks or trademarks of Adobe Systems Incorporated in the United States and/or other countries.

UNIX is a registered trademark of The Open Group in the United States and other countries.

Other company, product, or service names may be trademarks or service marks of others.



---

## Glossary

This glossary defines technical terms and abbreviations used in the OpenSSH portion of the IBM Ported Tools for z/OS documentation. If you do not find the term you are looking for, view IBM Glossary of Computing Terms, located at: <http://www.ibm.com/ibm/terminology>

### A

#### **address space identifier (ASID)**

A unique, system-assigned identifier for an address space.

**ASID** See address space identifier.

### B

#### **Basic Encoding Rules (BER)**

A set of rules used to encode Abstract Syntax Notation One (ASN.1) values as strings of octets.

**BCD** See binary-coded decimal.

**BER** See Basic Encoding Rules.

#### **binary-coded decimal (BCD)**

A system for encoding decimal numbers in binary form to avoid rounding and conversion errors. In BCD, the digits of a decimal number are individually represented in 4-bit binary notation. For example, the decimal number 1024 is recorded in BCD as 0001000000100100.

### C

#### **CERT Coordination Center (CERT/CC)**

The CERT/CC is a major reporting center for Internet security problems. Staff members provide technical advice and coordinate responses to security compromises, identify trends in intruder activity, work with other security experts to identify solutions to security problems, and disseminate information to the broad community. The CERT/CC also analyzes product vulnerabilities, publishes technical documents, and presents training courses. For more detailed information about the CERT/CC, see "Meet the CERT/CC" at [http://www.cert.org/meet\\_cert/meetcertcc.html](http://www.cert.org/meet_cert/meetcertcc.html).

#### **CERT/CC**

See CERT Coordination Center (CERT/CC).

#### **certificate**

In computer security, a digital document that binds a public key to the identity of the certificate owner, thereby enabling the certificate owner to be authenticated. A certificate is issued by a certificate authority and is digitally signed by that authority.

#### **certificate authority**

An organization that issues digital certificates. The certificate authority authenticates the certificate owner's identity and the services that the owner is authorized to use, and revokes certificates belonging to users who are no longer authorized to use them.

### D

#### **Data Encryption Standard (DES)**

A cryptographic algorithm designed to encrypt and decrypt data using a private key.

**DER** See Distinguished Encoding Rules.

**DES** See Data Encryption Standard.

#### **DH-GEX**

See Diffie-Hellman Group Exchange.

#### **Diffie-Hellman Group Exchange (DH-GEX)**

A key agreement method that allows two parties to derive a shared secret key securely over an open (unprotected) network.

#### **digital certificate**

A digital document that binds a public key to the identity of the certificate owner, thereby enabling the certificate owner to be authenticated. A certificate is issued by a certificate authority.

#### **digital signature algorithm (DSA)**

A security protocol that uses a pair of keys (one public and one private) and a one-way encryption algorithm to provide a robust way of authenticating users and systems. If a public key can successfully decrypt a digital signature, a user can be

sure that the signature was encrypted using the private key.

#### **Distinguished Encoding Rules (DER)**

A standard, based on the Basic Encoding Rules, that is designed to ensure a unique encoding of each ASN.1 value, defined in ITU-T X.690.

**DSA** See digital signature algorithm.

F

#### **Federal Information Processing Standard (FIPS)**

A standard produced by the National Institute of Standards and Technology when national and international standards are nonexistent or inadequate to satisfy the U.S. government requirements.

**FIPS** See Federal Information Processing Standard.

G

#### **Generic Security Services Application Programming Interface (GSS-API)**

An Internet Standard protocol (R2078) that specifies calling conventions by which an application (typically another communication protocol) can obtain authentication, integrity, and confidentiality security services independently of the underlying security mechanisms and technologies, thus allowing the application source code to be ported to different environments.

#### **globalization**

In computing, the provision of a single software solution that has (1) multicultural support and (2) a user interface and documentation that is available in one or more languages.

#### **GSS-API**

See Generic Security Services Application Programming Interface.

I

#### **Integrated Cryptographic Service Facility (ICSF)**

A z/OS licensed program that provides access to the hardware cryptographic feature for programming applications. The combination of the hardware cryptographic feature and ICSF provides secure high-speed cryptographic services.

#### **Internet Engineering Task Force (IETF)**

The task force of the Internet Architecture Board (IAB) that is responsible for solving

the short-term engineering needs of the Internet. The IETF consists of numerous working groups, each focused on a particular problem. Specifications proposed as standards typically undergo a period of development and review before they are adopted as standards.

**ICSF** See Integrated Cryptographic Service Facility.

**IETF** See Internet Engineering Task Force.

K

#### **Kerberos**

The security system of Massachusetts Institute of Technology's (MIT) Project Athena. It uses symmetric key cryptography to provide security services to users in a network.

**key** In computer security, a sequence of symbols that is used with a cryptographic algorithm for encrypting or decrypting data. See also private key, public key.

#### **key pair**

In computer security, a public key and a private key. The sender uses the private key to encrypt the message. The recipient uses the public key to decrypt the message. Because the private key holds more of the encryption pattern than the public key does, the key pair is called asymmetric.

#### **key ring**

In computer security, a file that contains public keys, private keys, trusted roots, and certificates.

M

#### **message authentication code (MAC)**

In computer security, a value that is a part of a message or accompanies a message and is used to determine that the contents, origin, author, or other attributes of all or part of the message are as they appear to be.

**MAC** See message authentication code.

**MTU** See maximum transmission unit.

#### **multilevel security**

A security policy that allows the classification of data and users based on a system of hierarchical security levels (for example: unclassified, secret, top secret) combined with a system of

non-hierarchical security categories (for example: Project A, Project B, Project C). The system imposes mandatory access controls restricting which users can access data based on a comparison of the classification of the users and the data. In order to access data, a user must have a security level greater than or equal to that of the data, and be authorized to all of the categories assigned to the data. The mandatory access controls exist in addition to any discretionary access controls (such as access lists) that users can manipulate, and a user must pass both the mandatory controls and any discretionary controls in order to access the data protected by those controls.

**maximum transmission unit (MTU)**

The largest possible unit of data that can be sent on a given physical medium in a single frame. For example, the maximum transmission unit for Ethernet is 1500 bytes.

P

**PAM** See Pluggable Authentication Module.

**Pluggable Authentication Module (PAM)**

A programming interface that enables third-party security methods to be used. PAM enables multiple types of authentication, such as Kerberos and the Rivest-Shamir-Adleman (RSA) algorithm, to be used without changing login services.

**passphrase**

A type of password that is used to control access to OpenSSH authentication keys. It typically contains a sequence of words, punctuation, numbers, white space, or any string of characters, with a mix of uppercase and lowercase letters, numbers, and nonalphanumeric characters.

**password phrase**

A string consisting of mixed-case letters, numbers, and special characters, including blanks, that is used to control access to data and systems.

**private key**

In secure communication, an algorithmic pattern used to encrypt messages that only the corresponding public key can decrypt. The private key is also used to decrypt messages that were encrypted by

the corresponding public key. The private key is kept on the user's system and is protected by a password. See also key, public key.

**public key**

In secure communication, an algorithmic pattern used to decrypt messages that were encrypted by the corresponding private key. A public key is also used to encrypt messages that can be decrypted only by the corresponding private key. Users broadcast their public keys to everyone with whom they must exchange encrypted messages. See also key, private key.

R

**Rivest-Shamir-Adleman algorithm (RSA)**

A public-key encryption technology developed by RSA Data Security, Inc, and used in the IBM implementation of SSL.

**RSA** See Rivest-Shamir-Adleman algorithm.

S

**SAF** See System Authorization Facility.

**seed** A value that adds randomness to the creation of pseudorandom numbers.

**Secure Sockets Layer (SSL)**

A security protocol that provides communication privacy. With SSL, client/server applications can communicate in a way that is designed to prevent eavesdropping, tampering, and message forgery.

**SMF** See System Management Facilities.

**SOCKS server**

A proxy server that provides a secure one-way connection through a firewall to server applications in a nonsecure network. The server applications in the secure network must be compatible with the socket interface.

**SSL** See Secure Sockets Layer.

**System Authorization Facility (SAF)**

A z/OS interface with which programs can communicate with an external security manager, such as RACF.

**System Management Facilities (SMF)**

A component of z/OS that collects and records a variety of system and job-related information.

## T

**TLS** See Transport Layer Security.

### **Transport Layer Security**

An Internet Engineering Task Force (IETF)-defined security protocol that is based on Secure Sockets Layer (SSL) and is specified in RFC 2246.



---

# Index

## Special characters

- `_ZOS_OPENSSH_DEBUG` 9
- `_ZOS_OPENSSH_MSGCAT` 9
  - values for 37
- `_ZOS_SFTP_SERVER_CONVERT` 9
- `_ZOS_SMF_FD` 9
- `_ZOS_SSH_KEY_RING` 9
- `_ZOS_SSH_KEY_RING_LABEL` 9
- `_ZOS_SSH_PRNG_CMDS_TIMEOUT` 9
- `_ZOS_SSHD_CONFIG` 9
- `_ZOS_USER_SSH_CONFIG` 9
- `/etc/rc` shell script
  - starting sshd 40
- `/etc/ssh`
  - creating 24
- `/etc/ssh/moduli` 167
- `/etc/ssh/ssh_config` 133
- `/etc/ssh/sshd_config` 150
- `/etc/ssh/zos_ssh_config` 146
- `/etc/ssh/zos_sshd_config` 164
- `/var/empty`
  - creating 24
- `/var/run`
  - creating 24

## A

- AcceptEnv keyword (sshd\_config) 150
- accessibility 419
  - contact IBM 419
  - features 419
- AddressFamily keyword (ssh\_config) 133
- AddressFamily keyword (sshd\_config) 150
- AFSTokenPassing keyword (ssh\_config) 133
- AFSTokenPassing keyword (sshd\_config) 150
- AllowGroups keyword (sshd\_config) 151
- AllowTcpForwarding keyword (sshd\_config) 151
- AllowUsers keyword (sshd\_config) 151
- assistive technologies 419
- authentication
  - ssh 97
  - sshd 124
- authorized\_keys file
  - creating 71
  - editing 71
  - format of 125
- AuthorizedKeysFile keyword (sshd\_config) 152

## B

- Banner keyword (sshd\_config) 152
- BatchMode keyword (ssh\_config) 134
- BindAddress keyword (ssh\_config) 134
- BPX.POE 38
- BPXBATCH 39

## C

- certificate
  - validating 58
- challenge-response authentication 97, 98
- ChallengeResponseAuthentication keyword (ssh\_config) 134
- ChallengeResponseAuthentication keyword (sshd\_config) 152
- CheckHostIP keyword (ssh\_config) 134
- ChrootDirectory keyword (sshd\_config) 152
- Cipher keyword (ssh\_config) 134
- ciphers
  - list of 152
- Ciphers keyword (ssh\_config) 134
- Ciphers keyword (sshd\_config) 152
- ClearAllForwardings keyword (ssh\_config) 135
- client configuration files
  - setting up 69
- ClientAliveCountMax keyword (sshd\_config) 154
- ClientAliveInterval keyword (sshd\_config) 153
- ClientSMF keyword (zos\_ssh\_config) 146
- coexistence considerations 13
- compatibility considerations 13
- Compression keyword (ssh\_config) 135
- Compression keyword (sshd\_config) 154
- CompressionLevel keyword (ssh\_config) 135
- configuration files 133, 146, 147, 150, 164
  - creating 24
- configuring
  - for other locales 61
- ConnectionAttempts keyword (ssh\_config) 135
- ConnectTimeout keyword (ssh\_config) 135
- ControlMaster keyword (ssh\_config) 136
- ControlPath keyword (ssh\_config) 136
- CSFRNG (random number generate service)
  - authorizing users to 49

## D

- DenyGroups keyword (sshd\_config) 154
- DenyUsers keyword (sshd\_config) 155
- Diffie-Hellman prime moduli 167
- DynamicForward keyword (ssh\_config) 136

## E

- EnableSSHKeysign keyword (ssh\_config) 137
- EscapeChar keyword (ssh\_config) 137
- ExitOnForwardFailure keyword (ssh\_config) 136

## F

- file name system space
  - limiting sftp access to 45
- ForceCommand keyword (sshd\_config) 155
- ForwardAgent keyword (ssh\_config) 137
- ForwardX11 keyword (ssh\_config) 137
- ForwardX11Trusted keyword (ssh\_config) 137
- FOTS0101 193
- FOTS0102 193
- FOTS0103 193

|          |     |          |     |
|----------|-----|----------|-----|
| FOTS0104 | 193 | FOTS0172 | 203 |
| FOTS0105 | 193 | FOTS0173 | 203 |
| FOTS0106 | 193 | FOTS0201 | 203 |
| FOTS0107 | 193 | FOTS0202 | 203 |
| FOTS0108 | 194 | FOTS0203 | 203 |
| FOTS0109 | 194 | FOTS0204 | 203 |
| FOTS0110 | 194 | FOTS0205 | 204 |
| FOTS0111 | 194 | FOTS0206 | 204 |
| FOTS0112 | 194 | FOTS0207 | 204 |
| FOTS0113 | 194 | FOTS0208 | 204 |
| FOTS0114 | 194 | FOTS0209 | 204 |
| FOTS0115 | 194 | FOTS0210 | 204 |
| FOTS0116 | 195 | FOTS0211 | 204 |
| FOTS0117 | 195 | FOTS0212 | 205 |
| FOTS0118 | 195 | FOTS0213 | 205 |
| FOTS0119 | 195 | FOTS0214 | 205 |
| FOTS0120 | 195 | FOTS0215 | 205 |
| FOTS0121 | 195 | FOTS0216 | 205 |
| FOTS0122 | 195 | FOTS0217 | 205 |
| FOTS0123 | 196 | FOTS0218 | 206 |
| FOTS0124 | 196 | FOTS0219 | 206 |
| FOTS0125 | 196 | FOTS0220 | 206 |
| FOTS0126 | 196 | FOTS0221 | 206 |
| FOTS0127 | 196 | FOTS0222 | 206 |
| FOTS0128 | 196 | FOTS0231 | 206 |
| FOTS0129 | 196 | FOTS0232 | 206 |
| FOTS0130 | 196 | FOTS0233 | 207 |
| FOTS0131 | 197 | FOTS0234 | 207 |
| FOTS0132 | 197 | FOTS0301 | 207 |
| FOTS0133 | 197 | FOTS0302 | 207 |
| FOTS0134 | 197 | FOTS0303 | 207 |
| FOTS0135 | 197 | FOTS0304 | 207 |
| FOTS0136 | 197 | FOTS0305 | 207 |
| FOTS0137 | 197 | FOTS0306 | 207 |
| FOTS0138 | 198 | FOTS0307 | 208 |
| FOTS0139 | 198 | FOTS0308 | 208 |
| FOTS0140 | 198 | FOTS0309 | 208 |
| FOTS0141 | 198 | FOTS0310 | 208 |
| FOTS0142 | 198 | FOTS0311 | 208 |
| FOTS0143 | 198 | FOTS0327 | 208 |
| FOTS0144 | 199 | FOTS0401 | 208 |
| FOTS0145 | 199 | FOTS0402 | 209 |
| FOTS0146 | 199 | FOTS0403 | 209 |
| FOTS0147 | 199 | FOTS0404 | 209 |
| FOTS0148 | 199 | FOTS0405 | 209 |
| FOTS0149 | 199 | FOTS0406 | 209 |
| FOTS0150 | 200 | FOTS0407 | 209 |
| FOTS0151 | 200 | FOTS0408 | 209 |
| FOTS0152 | 200 | FOTS0409 | 210 |
| FOTS0153 | 200 | FOTS0410 | 210 |
| FOTS0154 | 200 | FOTS0411 | 210 |
| FOTS0155 | 200 | FOTS0412 | 210 |
| FOTS0156 | 201 | FOTS0414 | 210 |
| FOTS0157 | 201 | FOTS0415 | 210 |
| FOTS0158 | 201 | FOTS0416 | 210 |
| FOTS0159 | 201 | FOTS0417 | 211 |
| FOTS0160 | 201 | FOTS0418 | 211 |
| FOTS0161 | 201 | FOTS0419 | 211 |
| FOTS0162 | 201 | FOTS0420 | 211 |
| FOTS0163 | 202 | FOTS0421 | 211 |
| FOTS0164 | 202 | FOTS0422 | 211 |
| FOTS0165 | 202 | FOTS0424 | 211 |
| FOTS0166 | 202 | FOTS0425 | 212 |
| FOTS0167 | 202 | FOTS0426 | 212 |
| FOTS0169 | 202 | FOTS0501 | 212 |
| FOTS0170 | 202 | FOTS0502 | 212 |
| FOTS0171 | 203 | FOTS0503 | 212 |

|          |     |          |     |
|----------|-----|----------|-----|
| FOTS0504 | 212 | FOTS0839 | 222 |
| FOTS0505 | 212 | FOTS0840 | 222 |
| FOTS0506 | 213 | FOTS0841 | 222 |
| FOTS0507 | 213 | FOTS0842 | 222 |
| FOTS0508 | 213 | FOTS0843 | 223 |
| FOTS0509 | 213 | FOTS0844 | 223 |
| FOTS0510 | 213 | FOTS0845 | 223 |
| FOTS0511 | 213 | FOTS0846 | 223 |
| FOTS0512 | 213 | FOTS0847 | 223 |
| FOTS0513 | 214 | FOTS0848 | 223 |
| FOTS0514 | 214 | FOTS0849 | 223 |
| FOTS0701 | 214 | FOTS0850 | 224 |
| FOTS0702 | 214 | FOTS0851 | 224 |
| FOTS0703 | 214 | FOTS0852 | 224 |
| FOTS0704 | 214 | FOTS0853 | 224 |
| FOTS0705 | 215 | FOTS0854 | 224 |
| FOTS0706 | 215 | FOTS0855 | 224 |
| FOTS0707 | 215 | FOTS0856 | 224 |
| FOTS0708 | 215 | FOTS0857 | 225 |
| FOTS0709 | 215 | FOTS0858 | 225 |
| FOTS0711 | 215 | FOTS0859 | 225 |
| FOTS0712 | 215 | FOTS0860 | 225 |
| FOTS0713 | 216 | FOTS0861 | 225 |
| FOTS0714 | 216 | FOTS0862 | 225 |
| FOTS0715 | 216 | FOTS0863 | 225 |
| FOTS0716 | 216 | FOTS0864 | 226 |
| FOTS0717 | 216 | FOTS0865 | 226 |
| FOTS0718 | 216 | FOTS0866 | 226 |
| FOTS0720 | 216 | FOTS0867 | 226 |
| FOTS0801 | 217 | FOTS0868 | 226 |
| FOTS0802 | 217 | FOTS0869 | 226 |
| FOTS0803 | 217 | FOTS0870 | 226 |
| FOTS0804 | 217 | FOTS0871 | 227 |
| FOTS0805 | 217 | FOTS0872 | 227 |
| FOTS0806 | 217 | FOTS0873 | 227 |
| FOTS0807 | 218 | FOTS0874 | 227 |
| FOTS0808 | 218 | FOTS0875 | 227 |
| FOTS0809 | 218 | FOTS0876 | 227 |
| FOTS0810 | 218 | FOTS0877 | 228 |
| FOTS0811 | 218 | FOTS0878 | 228 |
| FOTS0812 | 218 | FOTS0879 | 228 |
| FOTS0813 | 218 | FOTS0880 | 228 |
| FOTS0814 | 218 | FOTS0881 | 228 |
| FOTS0815 | 219 | FOTS0882 | 228 |
| FOTS0816 | 219 | FOTS0883 | 229 |
| FOTS0817 | 219 | FOTS0884 | 229 |
| FOTS0818 | 219 | FOTS0885 | 229 |
| FOTS0819 | 219 | FOTS0886 | 229 |
| FOTS0820 | 219 | FOTS0887 | 229 |
| FOTS0821 | 219 | FOTS0888 | 229 |
| FOTS0822 | 219 | FOTS0889 | 229 |
| FOTS0823 | 220 | FOTS0890 | 230 |
| FOTS0824 | 220 | FOTS0891 | 230 |
| FOTS0825 | 220 | FOTS0893 | 230 |
| FOTS0826 | 220 | FOTS0894 | 230 |
| FOTS0827 | 220 | FOTS0895 | 230 |
| FOTS0828 | 220 | FOTS0896 | 230 |
| FOTS0829 | 220 | FOTS0897 | 231 |
| FOTS0830 | 220 | FOTS0901 | 231 |
| FOTS0831 | 221 | FOTS0902 | 231 |
| FOTS0832 | 221 | FOTS0903 | 231 |
| FOTS0833 | 221 | FOTS0904 | 231 |
| FOTS0834 | 221 | FOTS0905 | 231 |
| FOTS0835 | 221 | FOTS0906 | 231 |
| FOTS0836 | 221 | FOTS0907 | 232 |
| FOTS0837 | 222 | FOTS0908 | 232 |
| FOTS0838 | 222 | FOTS0909 | 232 |

|          |     |          |     |
|----------|-----|----------|-----|
| FOTS0910 | 232 | FOTS0987 | 242 |
| FOTS0914 | 232 | FOTS0988 | 243 |
| FOTS0915 | 232 | FOTS0989 | 243 |
| FOTS0916 | 232 | FOTS0990 | 243 |
| FOTS0917 | 233 | FOTS0991 | 243 |
| FOTS0918 | 233 | FOTS0992 | 243 |
| FOTS0919 | 233 | FOTS0993 | 243 |
| FOTS0920 | 233 | FOTS0994 | 243 |
| FOTS0921 | 233 | FOTS0995 | 244 |
| FOTS0922 | 233 | FOTS0996 | 244 |
| FOTS0924 | 233 | FOTS0997 | 244 |
| FOTS0925 | 234 | FOTS0998 | 244 |
| FOTS0926 | 234 | FOTS0999 | 244 |
| FOTS0927 | 234 | FOTS1001 | 244 |
| FOTS0928 | 234 | FOTS1002 | 244 |
| FOTS0929 | 234 | FOTS1003 | 245 |
| FOTS0930 | 234 | FOTS1004 | 245 |
| FOTS0931 | 235 | FOTS1005 | 245 |
| FOTS0932 | 235 | FOTS1006 | 245 |
| FOTS0934 | 235 | FOTS1007 | 245 |
| FOTS0939 | 235 | FOTS1009 | 245 |
| FOTS0941 | 235 | FOTS1010 | 246 |
| FOTS0942 | 235 | FOTS1011 | 246 |
| FOTS0943 | 235 | FOTS1012 | 246 |
| FOTS0944 | 236 | FOTS1013 | 246 |
| FOTS0945 | 236 | FOTS1014 | 246 |
| FOTS0946 | 236 | FOTS1015 | 246 |
| FOTS0947 | 236 | FOTS1016 | 246 |
| FOTS0948 | 236 | FOTS1017 | 247 |
| FOTS0949 | 236 | FOTS1018 | 247 |
| FOTS0950 | 236 | FOTS1019 | 247 |
| FOTS0951 | 237 | FOTS1020 | 247 |
| FOTS0952 | 237 | FOTS1021 | 247 |
| FOTS0953 | 237 | FOTS1022 | 247 |
| FOTS0954 | 237 | FOTS1023 | 248 |
| FOTS0955 | 237 | FOTS1024 | 248 |
| FOTS0956 | 237 | FOTS1025 | 248 |
| FOTS0957 | 237 | FOTS1026 | 248 |
| FOTS0958 | 238 | FOTS1027 | 248 |
| FOTS0959 | 238 | FOTS1028 | 248 |
| FOTS0960 | 238 | FOTS1029 | 248 |
| FOTS0961 | 238 | FOTS1030 | 249 |
| FOTS0962 | 238 | FOTS1031 | 249 |
| FOTS0963 | 238 | FOTS1032 | 249 |
| FOTS0964 | 239 | FOTS1033 | 249 |
| FOTS0965 | 239 | FOTS1034 | 249 |
| FOTS0966 | 239 | FOTS1035 | 249 |
| FOTS0967 | 239 | FOTS1036 | 249 |
| FOTS0968 | 239 | FOTS1037 | 250 |
| FOTS0969 | 239 | FOTS1038 | 250 |
| FOTS0970 | 240 | FOTS1039 | 250 |
| FOTS0971 | 240 | FOTS1040 | 250 |
| FOTS0972 | 240 | FOTS1041 | 250 |
| FOTS0973 | 240 | FOTS1042 | 250 |
| FOTS0974 | 240 | FOTS1043 | 250 |
| FOTS0975 | 240 | FOTS1044 | 251 |
| FOTS0976 | 241 | FOTS1045 | 251 |
| FOTS0977 | 241 | FOTS1046 | 251 |
| FOTS0978 | 241 | FOTS1047 | 251 |
| FOTS0979 | 241 | FOTS1048 | 251 |
| FOTS0980 | 241 | FOTS1049 | 251 |
| FOTS0981 | 241 | FOTS1050 | 251 |
| FOTS0982 | 242 | FOTS1051 | 252 |
| FOTS0983 | 242 | FOTS1052 | 252 |
| FOTS0984 | 242 | FOTS1053 | 252 |
| FOTS0985 | 242 | FOTS1054 | 252 |
| FOTS0986 | 242 | FOTS1055 | 252 |

|          |     |          |     |
|----------|-----|----------|-----|
| FOTS1056 | 252 | FOTS1138 | 262 |
| FOTS1057 | 252 | FOTS1139 | 262 |
| FOTS1058 | 253 | FOTS1144 | 262 |
| FOTS1059 | 253 | FOTS1146 | 262 |
| FOTS1060 | 253 | FOTS1147 | 262 |
| FOTS1061 | 253 | FOTS1148 | 263 |
| FOTS1062 | 253 | FOTS1149 | 263 |
| FOTS1063 | 253 | FOTS1150 | 263 |
| FOTS1064 | 253 | FOTS1151 | 263 |
| FOTS1065 | 254 | FOTS1152 | 263 |
| FOTS1066 | 254 | FOTS1153 | 263 |
| FOTS1067 | 254 | FOTS1154 | 263 |
| FOTS1068 | 254 | FOTS1155 | 264 |
| FOTS1069 | 254 | FOTS1156 | 264 |
| FOTS1070 | 254 | FOTS1157 | 264 |
| FOTS1071 | 254 | FOTS1158 | 264 |
| FOTS1072 | 255 | FOTS1159 | 264 |
| FOTS1073 | 255 | FOTS1165 | 264 |
| FOTS1074 | 255 | FOTS1168 | 265 |
| FOTS1079 | 255 | FOTS1169 | 265 |
| FOTS1080 | 255 | FOTS1171 | 265 |
| FOTS1085 | 255 | FOTS1173 | 265 |
| FOTS1086 | 255 | FOTS1174 | 265 |
| FOTS1087 | 256 | FOTS1175 | 265 |
| FOTS1088 | 256 | FOTS1176 | 266 |
| FOTS1089 | 256 | FOTS1177 | 266 |
| FOTS1090 | 256 | FOTS1178 | 266 |
| FOTS1091 | 256 | FOTS1179 | 266 |
| FOTS1092 | 256 | FOTS1180 | 266 |
| FOTS1093 | 256 | FOTS1181 | 266 |
| FOTS1094 | 257 | FOTS1182 | 266 |
| FOTS1095 | 257 | FOTS1183 | 267 |
| FOTS1096 | 257 | FOTS1184 | 267 |
| FOTS1097 | 257 | FOTS1185 | 267 |
| FOTS1098 | 257 | FOTS1186 | 267 |
| FOTS1099 | 257 | FOTS1187 | 267 |
| FOTS1101 | 257 | FOTS1188 | 267 |
| FOTS1102 | 258 | FOTS1189 | 268 |
| FOTS1103 | 258 | FOTS1190 | 268 |
| FOTS1105 | 258 | FOTS1237 | 268 |
| FOTS1108 | 258 | FOTS1238 | 268 |
| FOTS1109 | 258 | FOTS1239 | 268 |
| FOTS1110 | 258 | FOTS1240 | 268 |
| FOTS1111 | 258 | FOTS1241 | 269 |
| FOTS1112 | 259 | FOTS1242 | 269 |
| FOTS1113 | 259 | FOTS1243 | 269 |
| FOTS1114 | 259 | FOTS1244 | 269 |
| FOTS1115 | 259 | FOTS1245 | 269 |
| FOTS1116 | 259 | FOTS1246 | 269 |
| FOTS1117 | 259 | FOTS1247 | 269 |
| FOTS1118 | 259 | FOTS1248 | 270 |
| FOTS1119 | 260 | FOTS1252 | 270 |
| FOTS1120 | 260 | FOTS1254 | 270 |
| FOTS1121 | 260 | FOTS1255 | 270 |
| FOTS1122 | 260 | FOTS1256 | 270 |
| FOTS1123 | 260 | FOTS1257 | 270 |
| FOTS1124 | 260 | FOTS1258 | 271 |
| FOTS1125 | 260 | FOTS1259 | 271 |
| FOTS1129 | 261 | FOTS1260 | 271 |
| FOTS1130 | 261 | FOTS1261 | 271 |
| FOTS1131 | 261 | FOTS1262 | 271 |
| FOTS1132 | 261 | FOTS1263 | 271 |
| FOTS1133 | 261 | FOTS1264 | 271 |
| FOTS1134 | 261 | FOTS1265 | 272 |
| FOTS1135 | 261 | FOTS1266 | 272 |
| FOTS1136 | 262 | FOTS1267 | 272 |
| FOTS1137 | 262 | FOTS1268 | 272 |

|          |     |          |     |
|----------|-----|----------|-----|
| FOTS1272 | 272 | FOTS1355 | 283 |
| FOTS1273 | 272 | FOTS1356 | 283 |
| FOTS1274 | 273 | FOTS1357 | 283 |
| FOTS1275 | 273 | FOTS1358 | 283 |
| FOTS1276 | 273 | FOTS1359 | 283 |
| FOTS1277 | 273 | FOTS1361 | 283 |
| FOTS1278 | 273 | FOTS1362 | 283 |
| FOTS1279 | 273 | FOTS1363 | 284 |
| FOTS1280 | 274 | FOTS1364 | 284 |
| FOTS1282 | 274 | FOTS1365 | 284 |
| FOTS1283 | 274 | FOTS1366 | 284 |
| FOTS1284 | 274 | FOTS1367 | 284 |
| FOTS1285 | 274 | FOTS1368 | 284 |
| FOTS1287 | 274 | FOTS1369 | 285 |
| FOTS1288 | 274 | FOTS1370 | 285 |
| FOTS1289 | 275 | FOTS1371 | 285 |
| FOTS1290 | 275 | FOTS1372 | 285 |
| FOTS1291 | 275 | FOTS1373 | 285 |
| FOTS1292 | 275 | FOTS1374 | 285 |
| FOTS1293 | 275 | FOTS1375 | 286 |
| FOTS1294 | 275 | FOTS1376 | 286 |
| FOTS1295 | 275 | FOTS1377 | 286 |
| FOTS1296 | 276 | FOTS1378 | 286 |
| FOTS1297 | 276 | FOTS1379 | 286 |
| FOTS1298 | 276 | FOTS1380 | 286 |
| FOTS1299 | 276 | FOTS1381 | 286 |
| FOTS1301 | 276 | FOTS1382 | 287 |
| FOTS1302 | 276 | FOTS1383 | 287 |
| FOTS1303 | 277 | FOTS1385 | 287 |
| FOTS1304 | 277 | FOTS1386 | 287 |
| FOTS1305 | 277 | FOTS1388 | 287 |
| FOTS1306 | 277 | FOTS1389 | 287 |
| FOTS1307 | 277 | FOTS1390 | 288 |
| FOTS1308 | 277 | FOTS1391 | 288 |
| FOTS1314 | 277 | FOTS1392 | 288 |
| FOTS1315 | 278 | FOTS1393 | 288 |
| FOTS1316 | 278 | FOTS1394 | 288 |
| FOTS1317 | 278 | FOTS1395 | 288 |
| FOTS1325 | 278 | FOTS1396 | 289 |
| FOTS1326 | 278 | FOTS1397 | 289 |
| FOTS1327 | 278 | FOTS1398 | 289 |
| FOTS1328 | 279 | FOTS1399 | 289 |
| FOTS1329 | 279 | FOTS1401 | 289 |
| FOTS1330 | 279 | FOTS1404 | 290 |
| FOTS1331 | 279 | FOTS1405 | 290 |
| FOTS1332 | 279 | FOTS1406 | 290 |
| FOTS1333 | 279 | FOTS1407 | 290 |
| FOTS1334 | 280 | FOTS1408 | 290 |
| FOTS1335 | 280 | FOTS1410 | 290 |
| FOTS1336 | 280 | FOTS1412 | 290 |
| FOTS1337 | 280 | FOTS1413 | 291 |
| FOTS1338 | 280 | FOTS1414 | 291 |
| FOTS1339 | 280 | FOTS1415 | 291 |
| FOTS1340 | 281 | FOTS1416 | 291 |
| FOTS1341 | 281 | FOTS1417 | 291 |
| FOTS1342 | 281 | FOTS1418 | 292 |
| FOTS1343 | 281 | FOTS1420 | 292 |
| FOTS1344 | 281 | FOTS1422 | 292 |
| FOTS1345 | 281 | FOTS1423 | 292 |
| FOTS1346 | 281 | FOTS1424 | 292 |
| FOTS1348 | 282 | FOTS1425 | 292 |
| FOTS1349 | 282 | FOTS1426 | 293 |
| FOTS1350 | 282 | FOTS1427 | 293 |
| FOTS1351 | 282 | FOTS1428 | 293 |
| FOTS1352 | 282 | FOTS1429 | 293 |
| FOTS1353 | 282 | FOTS1430 | 293 |
| FOTS1354 | 282 | FOTS1431 | 293 |

|          |     |          |     |
|----------|-----|----------|-----|
| FOTS1432 | 293 | FOTS1533 | 303 |
| FOTS1434 | 294 | FOTS1555 | 303 |
| FOTS1435 | 294 | FOTS1556 | 303 |
| FOTS1436 | 294 | FOTS1557 | 303 |
| FOTS1437 | 294 | FOTS1558 | 304 |
| FOTS1438 | 294 | FOTS1562 | 304 |
| FOTS1439 | 294 | FOTS1563 | 304 |
| FOTS1440 | 295 | FOTS1567 | 304 |
| FOTS1441 | 295 | FOTS1568 | 304 |
| FOTS1442 | 295 | FOTS1569 | 304 |
| FOTS1443 | 295 | FOTS1572 | 304 |
| FOTS1444 | 295 | FOTS1573 | 305 |
| FOTS1445 | 295 | FOTS1574 | 305 |
| FOTS1446 | 295 | FOTS1575 | 305 |
| FOTS1447 | 296 | FOTS1576 | 305 |
| FOTS1448 | 296 | FOTS1577 | 305 |
| FOTS1449 | 296 | FOTS1578 | 305 |
| FOTS1450 | 296 | FOTS1579 | 305 |
| FOTS1451 | 296 | FOTS1581 | 306 |
| FOTS1452 | 296 | FOTS1582 | 306 |
| FOTS1453 | 296 | FOTS1583 | 306 |
| FOTS1454 | 297 | FOTS1584 | 306 |
| FOTS1455 | 297 | FOTS1585 | 306 |
| FOTS1456 | 297 | FOTS1586 | 306 |
| FOTS1457 | 297 | FOTS1587 | 306 |
| FOTS1458 | 297 | FOTS1588 | 307 |
| FOTS1459 | 297 | FOTS1589 | 307 |
| FOTS1460 | 297 | FOTS1590 | 307 |
| FOTS1461 | 298 | FOTS1591 | 307 |
| FOTS1462 | 298 | FOTS1592 | 307 |
| FOTS1463 | 298 | FOTS1593 | 307 |
| FOTS1464 | 298 | FOTS1594 | 308 |
| FOTS1465 | 298 | FOTS1595 | 308 |
| FOTS1466 | 298 | FOTS1596 | 308 |
| FOTS1467 | 298 | FOTS1597 | 308 |
| FOTS1468 | 299 | FOTS1598 | 308 |
| FOTS1487 | 299 | FOTS1599 | 308 |
| FOTS1488 | 299 | FOTS1601 | 309 |
| FOTS1489 | 299 | FOTS1602 | 309 |
| FOTS1490 | 299 | FOTS1603 | 309 |
| FOTS1491 | 299 | FOTS1604 | 309 |
| FOTS1492 | 299 | FOTS1605 | 309 |
| FOTS1493 | 300 | FOTS1606 | 309 |
| FOTS1494 | 300 | FOTS1607 | 309 |
| FOTS1495 | 300 | FOTS1608 | 310 |
| FOTS1496 | 300 | FOTS1610 | 310 |
| FOTS1497 | 300 | FOTS1611 | 310 |
| FOTS1498 | 300 | FOTS1612 | 310 |
| FOTS1499 | 300 | FOTS1613 | 310 |
| FOTS1501 | 301 | FOTS1614 | 310 |
| FOTS1502 | 301 | FOTS1615 | 311 |
| FOTS1503 | 301 | FOTS1616 | 311 |
| FOTS1504 | 301 | FOTS1617 | 311 |
| FOTS1505 | 301 | FOTS1618 | 311 |
| FOTS1506 | 301 | FOTS1619 | 311 |
| FOTS1507 | 301 | FOTS1620 | 311 |
| FOTS1508 | 302 | FOTS1621 | 311 |
| FOTS1509 | 302 | FOTS1622 | 312 |
| FOTS1510 | 302 | FOTS1623 | 312 |
| FOTS1511 | 302 | FOTS1624 | 312 |
| FOTS1512 | 302 | FOTS1625 | 312 |
| FOTS1513 | 302 | FOTS1626 | 312 |
| FOTS1514 | 302 | FOTS1627 | 312 |
| FOTS1529 | 302 | FOTS1628 | 312 |
| FOTS1530 | 303 | FOTS1629 | 312 |
| FOTS1531 | 303 | FOTS1630 | 313 |
| FOTS1532 | 303 | FOTS1631 | 313 |

|          |     |          |     |
|----------|-----|----------|-----|
| FOTS1632 | 313 | FOTS1720 | 322 |
| FOTS1633 | 313 | FOTS1721 | 322 |
| FOTS1634 | 313 | FOTS1723 | 322 |
| FOTS1635 | 313 | FOTS1724 | 322 |
| FOTS1636 | 313 | FOTS1725 | 322 |
| FOTS1637 | 314 | FOTS1726 | 323 |
| FOTS1638 | 314 | FOTS1727 | 323 |
| FOTS1639 | 314 | FOTS1729 | 323 |
| FOTS1640 | 314 | FOTS1730 | 323 |
| FOTS1641 | 314 | FOTS1731 | 323 |
| FOTS1642 | 314 | FOTS1733 | 323 |
| FOTS1643 | 314 | FOTS1734 | 323 |
| FOTS1644 | 315 | FOTS1735 | 324 |
| FOTS1645 | 315 | FOTS1736 | 324 |
| FOTS1646 | 315 | FOTS1738 | 324 |
| FOTS1647 | 315 | FOTS1739 | 324 |
| FOTS1650 | 315 | FOTS1740 | 324 |
| FOTS1651 | 315 | FOTS1742 | 324 |
| FOTS1652 | 315 | FOTS1743 | 324 |
| FOTS1657 | 316 | FOTS1744 | 325 |
| FOTS1658 | 316 | FOTS1745 | 325 |
| FOTS1659 | 316 | FOTS1748 | 325 |
| FOTS1660 | 316 | FOTS1750 | 325 |
| FOTS1661 | 316 | FOTS1753 | 325 |
| FOTS1662 | 316 | FOTS1754 | 325 |
| FOTS1663 | 316 | FOTS1755 | 325 |
| FOTS1664 | 316 | FOTS1756 | 326 |
| FOTS1665 | 317 | FOTS1757 | 326 |
| FOTS1666 | 317 | FOTS1758 | 326 |
| FOTS1667 | 317 | FOTS1759 | 326 |
| FOTS1668 | 317 | FOTS1760 | 326 |
| FOTS1669 | 317 | FOTS1761 | 326 |
| FOTS1671 | 317 | FOTS1762 | 326 |
| FOTS1675 | 317 | FOTS1763 | 327 |
| FOTS1679 | 317 | FOTS1764 | 327 |
| FOTS1681 | 318 | FOTS1765 | 327 |
| FOTS1687 | 318 | FOTS1766 | 327 |
| FOTS1688 | 318 | FOTS1767 | 327 |
| FOTS1689 | 318 | FOTS1768 | 327 |
| FOTS1690 | 318 | FOTS1770 | 327 |
| FOTS1691 | 318 | FOTS1771 | 328 |
| FOTS1692 | 318 | FOTS1772 | 328 |
| FOTS1693 | 318 | FOTS1776 | 328 |
| FOTS1694 | 319 | FOTS1778 | 328 |
| FOTS1695 | 319 | FOTS1779 | 328 |
| FOTS1696 | 319 | FOTS1780 | 328 |
| FOTS1697 | 319 | FOTS1781 | 329 |
| FOTS1698 | 319 | FOTS1782 | 329 |
| FOTS1699 | 319 | FOTS1783 | 329 |
| FOTS1702 | 319 | FOTS1784 | 329 |
| FOTS1703 | 319 | FOTS1785 | 329 |
| FOTS1704 | 320 | FOTS1786 | 329 |
| FOTS1705 | 320 | FOTS1787 | 330 |
| FOTS1706 | 320 | FOTS1788 | 330 |
| FOTS1707 | 320 | FOTS1789 | 330 |
| FOTS1708 | 320 | FOTS1790 | 330 |
| FOTS1709 | 320 | FOTS1791 | 330 |
| FOTS1710 | 320 | FOTS1801 | 330 |
| FOTS1711 | 321 | FOTS1802 | 331 |
| FOTS1712 | 321 | FOTS1803 | 331 |
| FOTS1713 | 321 | FOTS1804 | 331 |
| FOTS1714 | 321 | FOTS1805 | 331 |
| FOTS1715 | 321 | FOTS1806 | 331 |
| FOTS1716 | 321 | FOTS1807 | 331 |
| FOTS1717 | 321 | FOTS1808 | 332 |
| FOTS1718 | 322 | FOTS1809 | 332 |
| FOTS1719 | 322 | FOTS1810 | 332 |



|          |     |          |     |
|----------|-----|----------|-----|
| FOTS1811 | 332 | FOTS1943 | 342 |
| FOTS1812 | 332 | FOTS1944 | 342 |
| FOTS1813 | 332 | FOTS1945 | 342 |
| FOTS1814 | 332 | FOTS1946 | 343 |
| FOTS1815 | 333 | FOTS1947 | 343 |
| FOTS1816 | 333 | FOTS1948 | 343 |
| FOTS1817 | 333 | FOTS1949 | 343 |
| FOTS1818 | 333 | FOTS1950 | 343 |
| FOTS1819 | 333 | FOTS1951 | 343 |
| FOTS1820 | 333 | FOTS1952 | 343 |
| FOTS1821 | 334 | FOTS1953 | 344 |
| FOTS1822 | 334 | FOTS1954 | 344 |
| FOTS1823 | 334 | FOTS1955 | 344 |
| FOTS1824 | 334 | FOTS1956 | 344 |
| FOTS1825 | 334 | FOTS1957 | 344 |
| FOTS1826 | 334 | FOTS1958 | 344 |
| FOTS1827 | 335 | FOTS1959 | 345 |
| FOTS1829 | 335 | FOTS1960 | 345 |
| FOTS1830 | 335 | FOTS1961 | 345 |
| FOTS1831 | 335 | FOTS1962 | 345 |
| FOTS1838 | 335 | FOTS1963 | 345 |
| FOTS1840 | 335 | FOTS1964 | 345 |
| FOTS1841 | 335 | FOTS1965 | 345 |
| FOTS1842 | 336 | FOTS2003 | 346 |
| FOTS1843 | 336 | FOTS2004 | 346 |
| FOTS1901 | 336 | FOTS2005 | 346 |
| FOTS1902 | 336 | FOTS2006 | 346 |
| FOTS1903 | 336 | FOTS2007 | 346 |
| FOTS1904 | 336 | FOTS2008 | 346 |
| FOTS1905 | 336 | FOTS2009 | 346 |
| FOTS1906 | 337 | FOTS2010 | 347 |
| FOTS1907 | 337 | FOTS2011 | 347 |
| FOTS1908 | 337 | FOTS2012 | 347 |
| FOTS1909 | 337 | FOTS2013 | 347 |
| FOTS1910 | 337 | FOTS2014 | 347 |
| FOTS1911 | 337 | FOTS2015 | 347 |
| FOTS1912 | 337 | FOTS2016 | 347 |
| FOTS1913 | 338 | FOTS2017 | 348 |
| FOTS1914 | 338 | FOTS2018 | 348 |
| FOTS1915 | 338 | FOTS2019 | 348 |
| FOTS1916 | 338 | FOTS2020 | 348 |
| FOTS1917 | 338 | FOTS2021 | 348 |
| FOTS1918 | 338 | FOTS2022 | 348 |
| FOTS1919 | 338 | FOTS2023 | 349 |
| FOTS1920 | 339 | FOTS2024 | 349 |
| FOTS1921 | 339 | FOTS2025 | 349 |
| FOTS1922 | 339 | FOTS2026 | 349 |
| FOTS1923 | 339 | FOTS2027 | 349 |
| FOTS1924 | 339 | FOTS2028 | 349 |
| FOTS1925 | 339 | FOTS2029 | 349 |
| FOTS1926 | 340 | FOTS2030 | 350 |
| FOTS1927 | 340 | FOTS2031 | 350 |
| FOTS1928 | 340 | FOTS2032 | 350 |
| FOTS1929 | 340 | FOTS2033 | 350 |
| FOTS1930 | 340 | FOTS2034 | 350 |
| FOTS1931 | 340 | FOTS2035 | 350 |
| FOTS1932 | 340 | FOTS2036 | 350 |
| FOTS1933 | 341 | FOTS2037 | 351 |
| FOTS1934 | 341 | FOTS2038 | 351 |
| FOTS1935 | 341 | FOTS2039 | 351 |
| FOTS1936 | 341 | FOTS2040 | 351 |
| FOTS1937 | 341 | FOTS2041 | 351 |
| FOTS1938 | 341 | FOTS2042 | 351 |
| FOTS1939 | 341 | FOTS2043 | 352 |
| FOTS1940 | 342 | FOTS2044 | 352 |
| FOTS1941 | 342 | FOTS2045 | 352 |
| FOTS1942 | 342 | FOTS2046 | 352 |

|          |     |          |     |
|----------|-----|----------|-----|
| FOTS2047 | 352 | FOTS2120 | 362 |
| FOTS2048 | 352 | FOTS2121 | 362 |
| FOTS2049 | 352 | FOTS2122 | 362 |
| FOTS2050 | 353 | FOTS2123 | 363 |
| FOTS2051 | 353 | FOTS2124 | 363 |
| FOTS2052 | 353 | FOTS2125 | 363 |
| FOTS2053 | 353 | FOTS2126 | 363 |
| FOTS2054 | 353 | FOTS2127 | 363 |
| FOTS2055 | 353 | FOTS2128 | 363 |
| FOTS2056 | 353 | FOTS2129 | 363 |
| FOTS2057 | 354 | FOTS2130 | 364 |
| FOTS2058 | 354 | FOTS2131 | 364 |
| FOTS2059 | 354 | FOTS2132 | 364 |
| FOTS2060 | 354 | FOTS2133 | 364 |
| FOTS2061 | 354 | FOTS2134 | 364 |
| FOTS2062 | 354 | FOTS2135 | 364 |
| FOTS2063 | 355 | FOTS2136 | 364 |
| FOTS2064 | 355 | FOTS2137 | 365 |
| FOTS2065 | 355 | FOTS2138 | 365 |
| FOTS2066 | 355 | FOTS2139 | 365 |
| FOTS2067 | 355 | FOTS2140 | 365 |
| FOTS2068 | 355 | FOTS2142 | 365 |
| FOTS2069 | 355 | FOTS2143 | 365 |
| FOTS2070 | 356 | FOTS2144 | 365 |
| FOTS2071 | 356 | FOTS2145 | 366 |
| FOTS2072 | 356 | FOTS2146 | 366 |
| FOTS2073 | 356 | FOTS2147 | 366 |
| FOTS2074 | 356 | FOTS2148 | 366 |
| FOTS2075 | 356 | FOTS2149 | 366 |
| FOTS2076 | 356 | FOTS2150 | 366 |
| FOTS2077 | 357 | FOTS2151 | 366 |
| FOTS2078 | 357 | FOTS2152 | 367 |
| FOTS2079 | 357 | FOTS2153 | 367 |
| FOTS2080 | 357 | FOTS2154 | 367 |
| FOTS2082 | 357 | FOTS2155 | 367 |
| FOTS2083 | 357 | FOTS2156 | 367 |
| FOTS2088 | 357 | FOTS2157 | 367 |
| FOTS2089 | 358 | FOTS2158 | 368 |
| FOTS2090 | 358 | FOTS2159 | 368 |
| FOTS2091 | 358 | FOTS2160 | 368 |
| FOTS2092 | 358 | FOTS2161 | 368 |
| FOTS2093 | 358 | FOTS2162 | 368 |
| FOTS2094 | 358 | FOTS2163 | 368 |
| FOTS2095 | 359 | FOTS2164 | 368 |
| FOTS2096 | 359 | FOTS2165 | 369 |
| FOTS2097 | 359 | FOTS2166 | 369 |
| FOTS2098 | 359 | FOTS2167 | 369 |
| FOTS2099 | 359 | FOTS2168 | 369 |
| FOTS2101 | 359 | FOTS2169 | 369 |
| FOTS2102 | 360 | FOTS2170 | 369 |
| FOTS2103 | 360 | FOTS2171 | 369 |
| FOTS2104 | 360 | FOTS2172 | 370 |
| FOTS2105 | 360 | FOTS2173 | 370 |
| FOTS2106 | 360 | FOTS2174 | 370 |
| FOTS2107 | 360 | FOTS2175 | 370 |
| FOTS2108 | 360 | FOTS2176 | 370 |
| FOTS2109 | 361 | FOTS2177 | 370 |
| FOTS2110 | 361 | FOTS2178 | 370 |
| FOTS2111 | 361 | FOTS2179 | 371 |
| FOTS2112 | 361 | FOTS2180 | 371 |
| FOTS2113 | 361 | FOTS2181 | 371 |
| FOTS2114 | 361 | FOTS2182 | 371 |
| FOTS2115 | 361 | FOTS2183 | 371 |
| FOTS2116 | 362 | FOTS2184 | 371 |
| FOTS2117 | 362 | FOTS2185 | 371 |
| FOTS2118 | 362 | FOTS2186 | 371 |
| FOTS2119 | 362 | FOTS2187 | 372 |

|          |     |          |     |
|----------|-----|----------|-----|
| FOTS2188 | 372 | FOTS2257 | 384 |
| FOTS2189 | 372 | FOTS2258 | 384 |
| FOTS2190 | 372 | FOTS2259 | 384 |
| FOTS2191 | 372 | FOTS2260 | 384 |
| FOTS2192 | 372 | FOTS2261 | 384 |
| FOTS2193 | 373 | FOTS2262 | 384 |
| FOTS2194 | 373 | FOTS2263 | 384 |
| FOTS2195 | 373 | FOTS2264 | 385 |
| FOTS2196 | 373 | FOTS2265 | 385 |
| FOTS2197 | 373 | FOTS2266 | 385 |
| FOTS2198 | 374 | FOTS2267 | 385 |
| FOTS2199 | 374 | FOTS2268 | 385 |
| FOTS2201 | 374 | FOTS2269 | 385 |
| FOTS2202 | 374 | FOTS2270 | 386 |
| FOTS2203 | 374 | FOTS2271 | 386 |
| FOTS2204 | 374 | FOTS2272 | 386 |
| FOTS2205 | 375 | FOTS2273 | 386 |
| FOTS2206 | 375 | FOTS2274 | 386 |
| FOTS2207 | 375 | FOTS2275 | 386 |
| FOTS2208 | 375 | FOTS2276 | 386 |
| FOTS2209 | 375 | FOTS2277 | 387 |
| FOTS2210 | 375 | FOTS2278 | 387 |
| FOTS2211 | 376 | FOTS2279 | 387 |
| FOTS2212 | 376 | FOTS2280 | 387 |
| FOTS2213 | 376 | FOTS2281 | 387 |
| FOTS2214 | 376 | FOTS2282 | 387 |
| FOTS2215 | 376 | FOTS2283 | 388 |
| FOTS2216 | 376 | FOTS2306 | 388 |
| FOTS2217 | 377 | FOTS2307 | 388 |
| FOTS2218 | 377 | FOTS2308 | 388 |
| FOTS2219 | 377 | FOTS2309 | 388 |
| FOTS2220 | 377 | FOTS2310 | 388 |
| FOTS2221 | 377 | FOTS2311 | 388 |
| FOTS2222 | 377 | FOTS2312 | 389 |
| FOTS2224 | 378 | FOTS2313 | 389 |
| FOTS2225 | 378 | FOTS2314 | 389 |
| FOTS2226 | 378 | FOTS2315 | 389 |
| FOTS2227 | 378 | FOTS2316 | 389 |
| FOTS2228 | 378 | FOTS2317 | 389 |
| FOTS2229 | 378 | FOTS2318 | 389 |
| FOTS2230 | 379 | FOTS2319 | 390 |
| FOTS2231 | 379 | FOTS2323 | 390 |
| FOTS2232 | 379 | FOTS2324 | 390 |
| FOTS2233 | 379 | FOTS2326 | 390 |
| FOTS2234 | 379 | FOTS2327 | 390 |
| FOTS2235 | 379 | FOTS2328 | 390 |
| FOTS2236 | 379 | FOTS2329 | 390 |
| FOTS2237 | 380 | FOTS2330 | 391 |
| FOTS2238 | 380 | FOTS2331 | 391 |
| FOTS2239 | 380 | FOTS2332 | 391 |
| FOTS2240 | 380 | FOTS2333 | 391 |
| FOTS2241 | 380 | FOTS2334 | 391 |
| FOTS2242 | 380 | FOTS2335 | 391 |
| FOTS2243 | 381 | FOTS2336 | 391 |
| FOTS2244 | 381 | FOTS2337 | 391 |
| FOTS2245 | 381 | FOTS2338 | 392 |
| FOTS2246 | 381 | FOTS2339 | 392 |
| FOTS2247 | 381 | FOTS2340 | 392 |
| FOTS2248 | 382 | FOTS2341 | 392 |
| FOTS2249 | 382 | FOTS2342 | 392 |
| FOTS2250 | 382 | FOTS2343 | 392 |
| FOTS2251 | 382 | FOTS2344 | 393 |
| FOTS2252 | 382 | FOTS2345 | 393 |
| FOTS2253 | 383 | FOTS2346 | 393 |
| FOTS2254 | 383 | FOTS2347 | 393 |
| FOTS2255 | 383 | FOTS2348 | 393 |
| FOTS2256 | 383 | FOTS2349 | 393 |

FOTS2350 393  
FOTS2351 394  
FOTS2352 394  
FOTS2353 394  
FOTS2354 394  
FOTS2355 394  
FOTS2356 394  
FOTS2357 395  
FOTS2358 395  
FOTS2359 395  
FOTS2360 395  
FOTS2361 395  
FOTS2362 395  
FOTS2363 396  
FOTS2364 396  
FOTS2365 396  
FOTS2366 396  
FOTS2368 396  
FOTS2369 396  
FOTS2370 397  
FOTS2371 397  
FOTS2372 397  
FOTS2373 397  
FOTS2374 397  
FOTS2375 397  
FOTS2376 397  
FOTS2377 398  
FOTS2378 398  
FOTS2379 398  
FOTS2380 398  
FOTS2381 398  
FOTS2382 398  
FOTS2383 398  
FOTS2384 399  
FOTS2385 399  
FOTS2386 399  
FOTS2387 399  
FOTS2388 399  
FOTS2389 399  
FOTS2390 399  
FOTS2401 400  
FOTS2402 400  
FOTS2403 400  
FOTS2502 400  
FOTS2701 400  
FOTS2702 400  
FOTS2703 401  
FOTS2704 401  
FOTS2705 401  
FOTS2707 401  
FOTS2708 401  
FOTS2709 401  
FOTS2710 401  
FOTS2711 402  
FOTS2801 402  
FOTS2802 402  
FOTS2803 402  
FOTS2804 402  
FOTS2805 402  
FOTS2806 403  
FOTS2807 403  
FOTS2808 403  
FOTS2809 403  
FOTS2810 403  
FOTS2811 403  
FOTS2812 404  
FOTS2813 404

FOTS2814 404  
FOTS2815 404  
FOTS2816 404  
FOTS2817 404  
FOTS2818 405  
FOTS2901 405  
FOTS2902 405  
FOTS2903 405  
FOTS2904 405  
FOTS2905 405  
FOTS2906 406  
FOTS2907 406  
FOTS2908 406  
FOTS2909 406  
FOTS2910 406  
FOTS2911 406  
FOTS2912 407  
FOTS2913 407  
FOTS2914 407  
FOTS2915 407  
FOTS2916 407  
FOTS2917 408  
FOTS2918 408  
FOTS2919 408  
FOTS2920 408  
FOTS3001 408  
FOTS3002 408  
FOTS3003 409  
FOTS3004 409  
FOTS3005 409  
FOTS3006 409  
FOTS3007 409  
FOTS3008 410  
FOTS3009 410  
FOTS3010 410  
FOTS3011 410

ftp

differences from sftp 21

## G

GatewayPorts keyword (ssh\_config) 137  
GatewayPorts keyword (sshd\_config) 155  
glob characters 86  
global profile checking 57  
globalization  
    on OpenSSH 60  
    on z/OS systems 59  
GlobalKnownHostsFile keyword (ssh\_config) 137  
GSSAPIAuthentication keyword (ssh\_config) 138  
GSSAPIAuthentication keyword (sshd\_config) 155  
GSSAPICleanupCredentials keyword (sshd\_config) 156  
GSSAPIDelegateCredentials keyword (ssh\_config) 138

## H

hardware support  
    verifying 49  
HashKnownHosts keyword (ssh\_config) 138  
heap management 56  
    migration action  
    steps for 14  
host key checking 97  
Host keyword (ssh\_config) 138  
Host keyword (zos\_ssh\_config) 147  
Host keyword (zos\_user\_ssh\_config) 148

- host-based authentication 97
- HostbasedAuthentication keyword (ssh\_config) 138
- HostbasedAuthentication keyword (sshd\_config) 156
- HostbasedUsesNameFromPacketOnly keyword (sshd\_config) 156
- HostKey keyword (sshd\_config) 156
- HostKeyAlgorithms keyword (ssh\_config) 139
- HostKeyAlias keyword (ssh\_config) 139
- HostKeyRingLabel keyword (zos\_sshd\_config) 165
- HostName keyword (ssh\_config) 139

## I

- ICSF ciphers
  - setting up OpenSSH for 51
- IdentitiesOnly keyword (ssh\_config) 139
- IdentityFile keyword (ssh\_config) 139
- IdentityKeyRingLabel keyword (zos\_user\_ssh\_config) 148
- IgnoreRhosts keyword (sshd\_config) 156
- IgnoreUserKnownHosts keyword (sshd\_config) 157
- Internet drafts 417

## K

- KbdInteractiveAuthentication keyword (ssh\_config) 139
- KbdInteractiveAuthentication keyword (sshd\_config) 157
- KbdInteractiveDevices keyword (ssh\_config) 139
- KeepAlive keyword (ssh\_config) 140
- KeepAlive keyword (sshd\_config) 157
- KerberosAuthentication keyword (sshd\_config) 157
- KerberosGetAFSToken keyword (sshd\_config) 157
- KerberosOrLocalPasswd keyword (sshd\_config) 157
- KerberosTgtPassing keyword (sshd\_config) 157
- KerberosTicketCleanup keyword (sshd\_config) 157
- key ring 1
  - managing access to 57
  - restricting access to 57
  - setting up user authentication 73
  - storing
    - UNIX files versus key rings 57
- keyboard
  - navigation 419
  - PF keys 419
  - shortcut keys 419
- KeyRegenerationInterval keyword (sshd\_config) 158
- known\_hosts file
  - creating the
    - real keys stored in UNIX files 28

## L

- ListenAddress keyword (sshd\_config) 158
- LocalCommand keyword (ssh\_config) 140
- locales
  - running OpenSSH in other 100
- LocalForward keyword (ssh\_config) 140
- LoginGraceTime keyword (sshd\_config) 158
- LogLevel keyword (ssh\_config) 140
- LogLevel keyword (sshd\_config) 158

## M

- MAC algorithms
  - setting up OpenSSH for 51
- MACs keyword (ssh\_config) 140

- MACs keyword (sshd\_config) 158
- Match keyword (sshd\_config) 158
- Match keyword (zos\_sshd\_config) 166
- MaxAuthTries keyword (sshd\_config) 159
- MaxStartups keyword (sshd\_config) 159
- message catalog
  - setting up 37
- message numbers
  - preventing 20
- migrating
  - from unsupported versions of OpenSSH 13
  - to 5.0p1 level of OpenSSH 13
- migration actions
  - for Version 1 Release 2 14
- moduli 167
- multilevel security 1, 12
  - configuring sshd 44
  - running the sshd daemon 43
  - verifying directories created during installation 43

## N

- navigation
  - keyboard 419
- NetAccess profile 43
- NoHostauthenticationForLocalhost keyword (ssh\_config) 141
- Notices 423
- NumberOfPasswordPrompts keyword (ssh\_config) 141

## O

- OpenSSH
  - collecting SMF records 50
  - configuration files 169
  - description of 1
  - running in other locales 129
  - setting up the system to collect SMF records 50
  - setup problems for users 48
  - verifying setup prerequisites 21
- OpenSSH client
  - getting ready to use 69
  - running in other locales 129

## P

- PAMAuthenticationViaKbdInt keyword (sshd\_config) 159
- password authentication 97, 98
- PasswordAuthentication keyword (ssh\_config) 141
- PasswordAuthentication keyword (sshd\_config) 159
- pattern (ssh\_config) 145
- pattern-list (ssh\_config) 145
- PermitEmptyPasswords keyword (sshd\_config) 160
- PermitLocalCommand keyword (ssh\_config) 141
- PermitOpen keyword (sshd\_config) 160
- PermitRootLogin keyword (sshd\_config) 160
- PermitTunnel keyword (sshd\_config) 160
- PermitUserEnvironment keyword (sshd\_config) 160
- PidFile keyword (sshd\_config) 161
- port forwarding
  - adding, using the -L and -R options 99
  - examples 413
  - in /etc/ssh/sshd\_config 24
  - limiting 126
  - with TCP 413
  - without TCP 413
- Port keyword (ssh\_config) 141

- Port keyword (sshd\_config) 161
- PreferredAuthentications keyword (ssh\_config) 141
- PrintLastLog keyword (sshd\_config) 161
- PrintMotd keyword (sshd\_config) 161
- privilege separation user
  - creating the 37
- Protocol keyword (ssh\_config) 141
- Protocol keyword (sshd\_config) 161
- protocol version 1
  - supported by ssh 97
  - supported by sshd daemon 124
- protocol version 2
  - supported by ssh 97
  - supported by sshd daemon 124
- ProxyCommand keyword (ssh\_config) 141
- PubkeyAuthentication keyword (ssh\_config) 141
- PubkeyAuthentication keyword (sshd\_config) 161
- public key authentication 97, 98
  - setting up 70
- public key pairs
  - generating 71

## R

- R\_datalib callable service
  - managing key rings 57
- random number generate service (CSFRNG)
  - authorizing users to 49
- random number generate support
  - setting up for OpenSSH 48
- RekeyLimit keyword (ssh\_config) 142
- RemoteForward keyword (ssh\_config) 142
- RFC 417
- RhostsAuthentication keyword (ssh\_config) 142
- RhostsAuthentication keyword (sshd\_config) 161
- RhostsRSAAuthentication keyword (ssh\_config) 142
- RhostsRSAAuthentication keyword (sshd\_config) 161
- ring-specific profile checking 57
- RSAAuthentication keyword (ssh\_config) 142
- RSAAAuthentication keyword (sshd\_config) 161

## S

- SAF (System Authorization Facility) 1
- scp 81
- SECSH (Secure Shell) working group 2
  - RFC 417
- Secure Shell (SECSH) working group 2
  - RFC 417
- security administrators
  - setting up random number generate support 48
- security, z/OS UNIX level
  - setting up the 38
- SendEnv keyword (ssh\_config) 143
- sending comments to IBM xiii
- server authentication
  - performing setup for 29
  - setting up 27
- ServerAliveCountMax keyword (ssh\_config) 143
- ServerAliveInterval keyword (ssh\_config) 143
- ServerKeyBits keyword (sshd\_config) 161
- ServerSMF keyword (zos\_sshd\_config) 166
- setting up 69
- sftp 83
  - differences from ftp 21
  - migration actions 15

- sftp-server 89
- shortcut keys 419
- SmartcardDevice keyword (ssh\_config) 143
- SMF (System Management Facility) 1
- SMF records
  - common security section 175
  - common TCP/IP identification section for OpenSSH 175
  - format of 173
  - setting up OpenSSH to collect 50
  - setting up the system to collect 50
  - subtype 96 177
  - subtype 97 179
  - subtype 98 182
  - subtypes for OpenSSH 174
- ssh command 90
  - authentication 97
  - challenge-response authentication 98
  - escape characters 99
  - host key checking 97
  - host-based authentication 97
  - migration actions 15
  - password authentication 98
  - protocol version 1 97
  - protocol version 2 97
  - public key authentication 98
  - TCP forwarding 100
  - X11 forwarding 100
- ssh\_config 133
  - keywords
    - AddressFamily 133
    - AFSTokenPassing 133
    - BatchMode 134
    - BindAddress 134
    - ChallengeResponseAuthentication 134
    - CheckHostIP 134
    - Cipher 134
    - Ciphers 134
    - ClearAllForwardings 135
    - Compression 135
    - CompressionLevel 135
    - ConnectionAttempts 135
    - ConnectTimeout 135
    - ControlMaster 136
    - ControlPath 136
    - DynamicForward 136
    - EnableSSHKeysign 137
    - EscapeChar 137
    - ExitOnForwardFailure 136
    - ForwardAgent 137
    - ForwardX11 137
    - ForwardX11Trusted 137
    - GatewayPorts 137
    - GlobalKnownHostsFile 137
    - GSSAPIAuthentication 138
    - GSSAPIDelegateCredentials 138
    - HashKnownHosts 138
    - Host 138
    - HostbasedAuthentication 138
    - HostKeyAlgorithms 139
    - HostKeyAlias 139
    - HostName 139
    - IdentitiesOnly 139
    - IdentityFile 139
    - KbdInteractiveAuthentication 139
    - KbdInteractiveDevices 139
    - KeepAlive 140
    - LocalCommand 140

- ssh\_config (continued)
  - keywords (continued)
    - LocalForward 140
    - LogLevel 140
    - MACs 140
    - NoHostAuthenticationForLocalhost 141
    - NumberOfPasswordPrompts 141
    - PasswordAuthentication 141
    - PermitLocalCommand 141
    - Port 141
    - PreferredAuthentications 141
    - Protocol 141
    - ProxyCommand 141
    - PubkeyAuthentication 141
    - RekeyLimit 142
    - RemoteForward 142
    - RhostsAuthentication 142
    - RhostsRSAAuthentication 142
    - RSAAuthentication 142
    - SendEnv 143
    - ServerAliveCountMax 143
    - ServerAliveInterval 143
    - SmartcardDevice 143
    - StrictHostKeyChecking 144
    - TCPKeepAlive 144
    - Tunnel 144
    - TunnelDevice 144
    - UsePrivilegedPort 144
    - User 144
    - UserKnownHostsFile 144
    - VerifyHostKeyDNS 144
    - XAuthLocation 145
  - migration actions 16
  - pattern-lists 145
  - patterns 145
  - setting up 69
- ssh\_known\_hosts
  - file format 127
- ssh-add 104
- ssh-agent 107
- ssh-askpass 109
- ssh-keygen 111
  - migration actions 19
- ssh-keyscan 117
- ssh-keysign 119
- ssh-rand-helper 120
  - migration actions 20
- sshd command 121
  - administrator-generated files 170
  - authentication 124
  - configuring for multilevel security 44
  - debugging 191
  - migration actions 17
  - program-generated files 169
  - protocol version 1 124
  - protocol version 2 124
  - restarting without bringing it down 41
  - running in multilevel-security environment 43
  - setting up the 24
  - starting 38
  - starting as a stand-alone daemon 38
    - from the shell 40
    - using /etc/rc 40
    - using BPXBATCH 39
  - starting under inetd 41
    - without bringing it down 41
  - stopping the 42
- sshd command (continued)
  - user-generated files 170
- sshd\_config 150
  - keywords
    - AcceptEnv 150
    - AddressFamily 150
    - AFSTokenPassing 150
    - AllowGroups 151
    - AllowTcpForwarding 151
    - AllowUsers 151
    - AuthorizedKeysFile 152
    - Banner 152
    - ChallengeResponseAuthentication 152
    - ChrootDirectory 152
    - Ciphers 152
    - ClientAliveCountMax 154
    - ClientAliveInterval 153
    - Compression 154
    - DenyGroups 154
    - DenyUsers 155
    - ForceCommand 155
    - GatewayPorts 155
    - GSSAPIAuthentication 155
    - GSSAPICleanupCredentials 156
    - HostbasedAuthentication 156
    - HostbasedUsesNameFromPacketOnly 156
    - HostKey 156
    - IgnoreRhosts 156
    - IgnoreUserKnownHosts 157
    - KbdInteractiveAuthentication 157
    - KeepAlive 157
    - KerberosAuthentication 157
    - KerberosGetAFSToken 157
    - KerberosOrLocalPasswd 157
    - KerberosTgtPassing 157
    - KerberosTicketCleanup 157
    - KeyRegenerationInterval 158
    - ListenAddress 158
    - LoginGraceTime 158
    - LogLevel 158
    - MACs 158
    - Match 158
    - MaxAuthTries 159
    - MaxStartups 159
    - PAMAuthenticationViaKbdInt 159
    - PasswordAuthentication 159
    - PermitEmptyPasswords 160
    - PermitOpen 160
    - PermitRootLogin 160
    - PermitTunnel 160
    - PermitUserEnvironment 160
    - PidFile 161
    - Port 161
    - PrintLastLog 161
    - PrintMotd 161
    - Protocol 161
    - PubkeyAuthentication 161
    - RhostsAuthentication 161
    - RhostsRSAAuthentication 161
    - RSAAuthentication 161
    - ServerKeyBits 161
    - StrictModes 161
    - Subsystem 162
    - SyslogFacility 162
    - TCPKeepAlive 162
    - UseDNS 162
    - UseLogin 162

- sshd\_config *(continued)*
  - keywords *(continued)*
    - UsePAM 163
    - UsePrivilegeSeparation 163
    - VerifyReverseMapping 163
    - X11DisplayOffset 163
    - X11Forwarding 163
    - X11UseLocalhost 163
    - XAuthLocation 163
  - migration actions 18
- StrictHostKeyChecking keyword (sshd\_config) 144
- StrictModes keyword (sshd\_config) 161
- subcommands 86
- Subsystem keyword (sshd\_config) 162
- syslogd daemon
  - setting up to debug sshd 191
- SyslogFacility keyword (sshd\_config) 162

## T

### tasks

- configuring your system for X11 forwarding
  - steps for 46
- creating configuration files
  - steps for 24
- creating sshd privilege separation user
  - step for 37
- editing configuration files
  - steps for 24
- migration actions for preventing message numbers
  - steps for 20
- migration actions for sftp
  - steps for 15
- migration actions for ssh
  - steps for 15
- migration actions for ssh\_config
  - steps for 16
- migration actions for ssh-keygen
  - steps for 19
- migration actions for ssh-rand-helper
  - steps for 20
- migration actions for sshd
  - steps for 17
- migration actions for sshd\_config
  - steps for 18
- performing setup for server authentication (storing keys in key rings)
  - steps for 29
- performing setup for server authentication (storing keys in UNIX files)
  - steps for 27
- setting up authorization to CSFRNG (random number generate service)
  - steps for 49
- setting up heap management
  - steps for 14
- setting up OpenSSH to collect SMF records
  - steps for 50
- setting up OpenSSH to use ICSF ciphers and MAC algorithms
  - steps 51
- setting up syslogd to debug sshd)
  - steps for 191
- setting up the client configuration files
  - steps for 69
- setting up the system to collect OpenSSH SMF records
  - steps for 50

- tasks *(continued)*
  - setting up user authentication, using key rings
    - steps for 73
  - setting up user authentication, using UNIX files
    - steps for 70
  - setting up XPLINK environment for OpenSSH
    - steps for 14
  - setting up your system for X11 forwarding
    - steps for 78
  - starting the sshd daemon under inetd
    - steps for 41
  - verifying the prerequisites for using OpenSSH
    - steps for 21
- TCP forwarding 100
- TCPKeepAlive keyword (ssh\_config) 144
- TCPKeepAlive keyword (sshd\_config) 162
- TERMINAL class settings 44
- Tunnel keyword (ssh\_config) 144
- TunnelDevice keyword (ssh\_config) 144
- tunnelling 413

## U

- UNIX files
  - setting up user authentication 70
- UseDNS keyword (sshd\_config) 162
- UseLogin keyword (sshd\_config) 162
- UsePAM keyword (sshd\_config) 163
- UsePrivilegedPort keyword (ssh\_config) 144
- UsePrivilegeSeparation keyword (sshd\_config) 163
- user authentication
  - setting up 70
- user ID alias table 37
- user interface
  - ISPF 419
  - TSO/E 419
- User keyword (ssh\_config) 144
- UserKnownHostsFile keyword (ssh\_config) 144

## V

- VerifyHostKeyDNS keyword (ssh\_config) 144
- VerifyReverseMapping keyword (sshd\_config) 163

## W

- wildcard characters 86

## X

- X11 forwarding
  - configuring setup for 78
  - configuring your system for 46
  - ssh 100
- X11DisplayOffset keyword (sshd\_config) 163
- X11Forwarding keyword (sshd\_config) 163
- X11UseLocalhost keyword (sshd\_config) 163
- XAuthLocation keyword (ssh\_config) 145
- XAuthLocation keyword (sshd\_config) 163
- XPLINK
  - setting up environment for OpenSSH
    - steps for 14



## Z

- z/OS UNIX level of security
  - setting up 38
- zos\_ssh\_config 146
  - keywords
    - ClientSMF 146
    - Host 147
- zos\_sshd\_config 164
  - keywords
    - HostKeyRingLabel 165
    - Match 166
    - ServerSMF 166
- zos\_user\_ssh\_config 69, 147
  - keywords
    - Host 148
    - IdentityKeyRingLabel 148







Printed in USA

SA23-2246-02

