



IBM System i™

iSeries Access for Web: Run 5250 in a Browser

<http://www.ibm.com/eserver/series/access/web/>

Linda Hirsch

LLHIRSCH@us.ibm.com

IBM Rochester – iSeries Access Development

i want stress-free IT.

i want control.

*i want an **i**.*

© Copyright IBM Corporation, 2006. All Rights Reserved.

This publication may refer to products that are not currently available in your country. IBM makes no commitment to make available any products referred to herein.

Try out iSeries Access for Web for yourself!

Start your browser and connect to the following web site:

<http://iseriesd.dfw.ibm.com/webaccess/iWAHome> (case sensitive)

<p>User ID = WACUST</p> <p>Password = demo2pwd</p>	<p>This shows the basic look of iSeries Access for Web as we ship it. You can try various functions -- including working with printer output, creating database requests, etc. Click on the 5250 tab, sign onto the iSeries, then start an RPG application called BOATS and run it.</p>
<p>User ID = BOATADMIN</p> <p>Password = demo2pwd</p>	<p>This is an example of how a customer might design a web page for their use. You will see that an end user could start the same BOATS application by clicking on the 5250 session, or they could have used HATS to run the application. You will also see other links that would let a user work with spoolfile information, work with IFS, run database requests, etc..</p>

Send email to: LLHIRSCH@us.ibm.com to reset the user profiles on iseriesd.dfw.ibm.com if either one gets disabled.

Please submit requirements through FITS

Best way to get new function into our products!



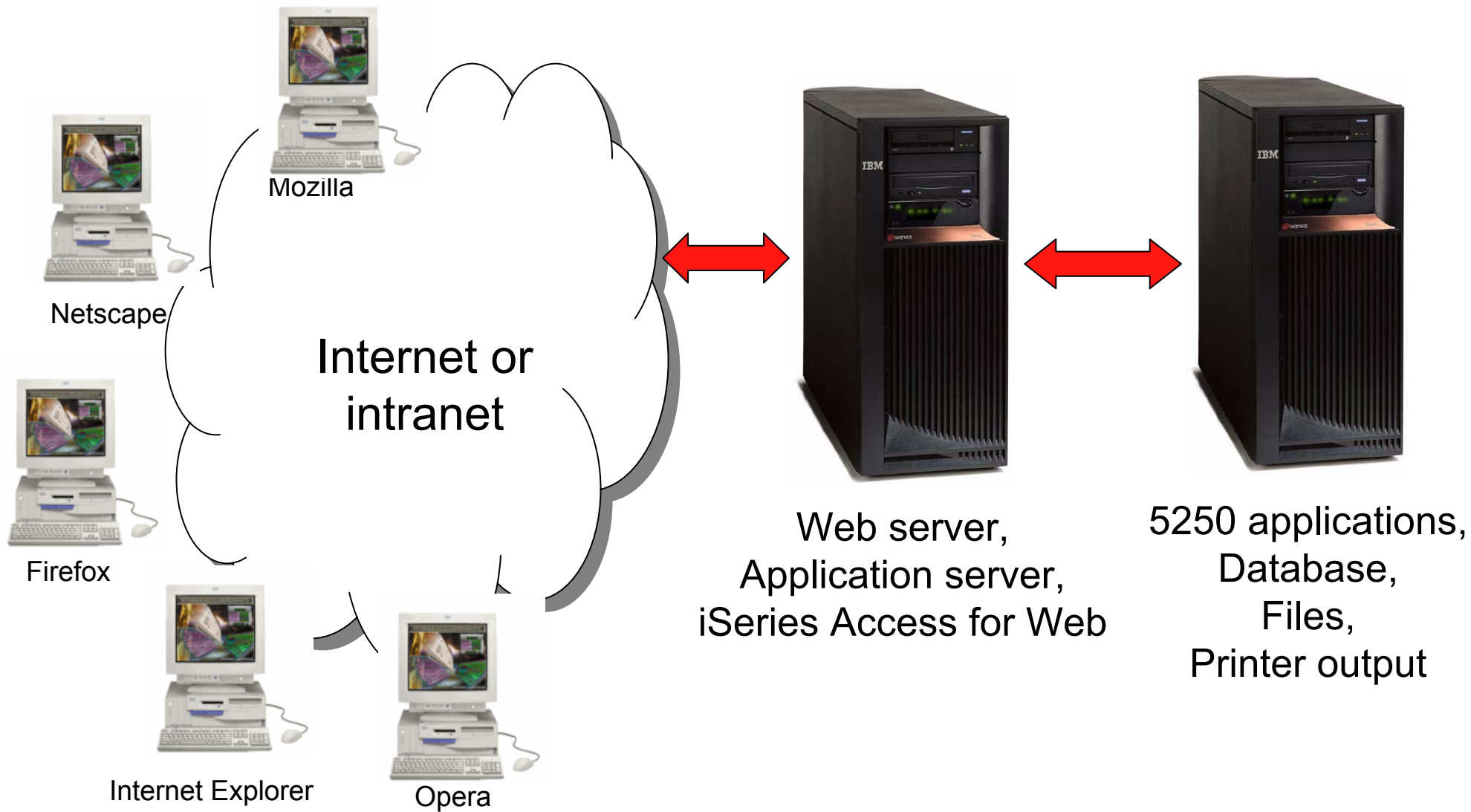
Functional enhancements can be submitted via the FITS system.

Go to the iSeries Access home page:

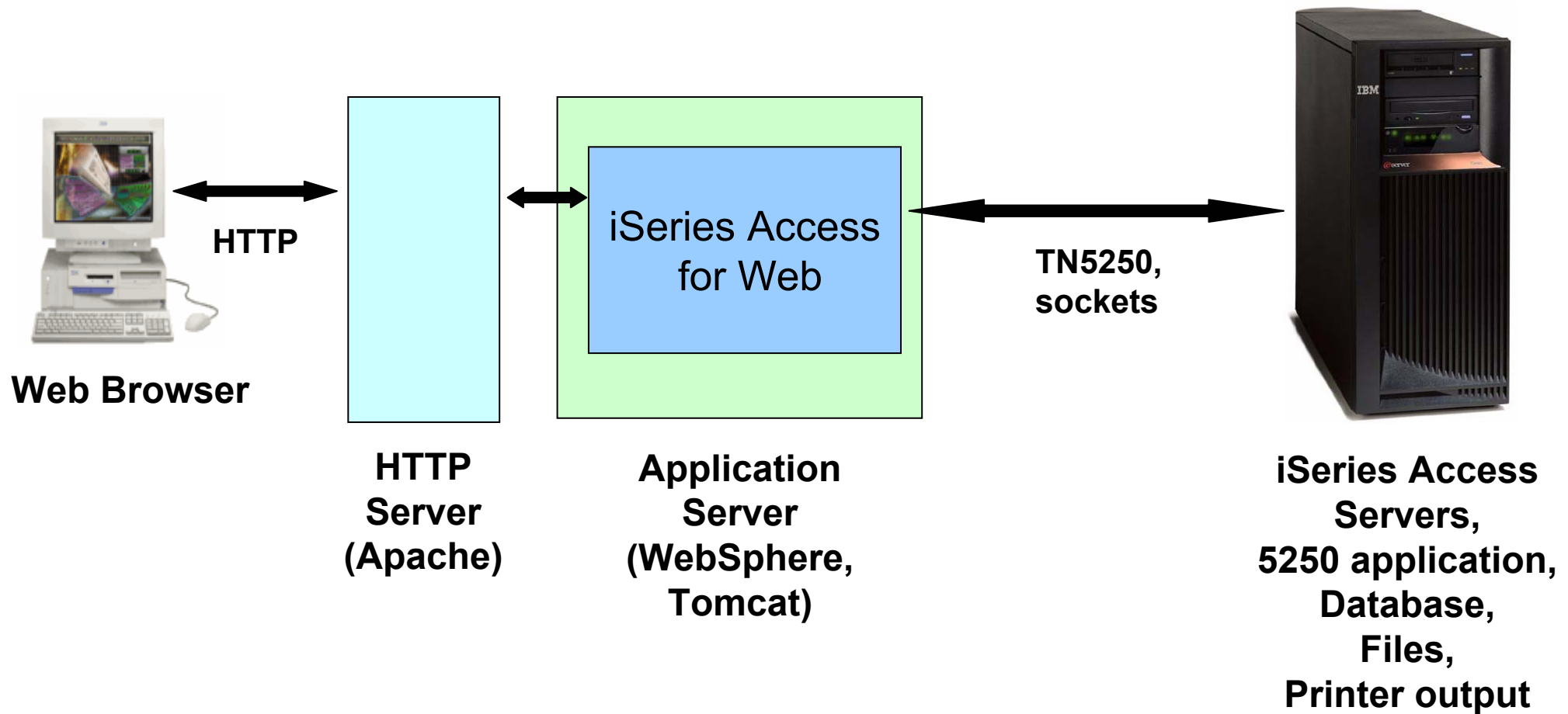
<http://www.ibm.com/eserver/series/access/>

and click on link "[Request for Design Change](#)"

What is iSeries Access for Web?



iSeries Access for Web Overview



iSeries Access for Web 5250 Interface

- Servlet based - no client code other than the browser
 - WebSphere or Tomcat
- HTML pages rendered by the web browser

The screenshot displays the iSeries Access for Web 5250 interface. On the left is a navigation sidebar with sections like 'My Home Page', 'My Folder', 'Print', 'Messages', 'Jobs', '5250', 'Database', 'Files', 'Command', 'Download', 'Customize', and 'Other'. The main content area shows the 'i5/OS Main Menu' for system 'LP016AB'. It lists 11 numbered options: 1. User tasks, 2. Office tasks, 3. General system tasks, 4. Files, libraries, and folders, 5. Programming, 6. Communications, 7. Define or change the system, 8. Problem handling, 9. Display a menu, 10. Information Assistant options, 11. iSeries Access tasks, and 90. Sign off. Below the list is a 'Selection or command' input field with '===>' and a row of buttons: Exit, Prompt, Retrieve, Cancel, and Information Assistant. A 'Set initial menu' button is also present. At the bottom, there are buttons for Attention, Refresh Screen, Field Exit, Page Up, Enter, System Request, Stop Session, Reset, and Page Down. A 'Macros' section includes a dropdown menu for 'Shortcut to My macro for *PUBLIC' and a 'Play Macro' button, along with a 'Start Recording' button. Copyright information '(C) COPYRIGHT IBM CORP. 1980, 2005.' is visible at the bottom of the main content area.

Starting a New Session

- Start a session dynamically
- Start a session using a stored configuration

My Home Page	5250
My Folder	Access 5250 user interface on your iSeries server with iSeries Access for Web.
Print	Active sessions
Messages	◆ List active 5250 user interface sessions.
Jobs	Configured sessions
5250	◆ List configured 5250 user interface sessions.
• Active sessions	Start session
• Configured sessions	◆ Start a 5250 user interface session.
• Start session	
Database	
Files	
Command	
Download	
Customize	
Other	

Start a Session Dynamically

- Specify the system to connect
- Select the session attributes
 - Port, code page, workstation ID, etc.
- Start session

My Home Page

- My Folder
- Print
- Messages
- Jobs
- 5250
 - Active sessions
 - Configured sessions
 - Start session
- Database
- Files
- Command
- Download
- Customize
- Other

Start Session

Server ?

Server:

Port:

Code page: ▼

Workstation ID ?

Use user ID

Specify workstation ID

Avoid duplicates for this user

Avoid duplicates with other users

General ?

Initial macro: ▼

Bypass signon

Display HTML data in fields

Start Session

Related Links:

- iSeries Access for Web
- iSeries Access

Starting a Configured Session

- Configured sessions list shows the list of sessions for the logged in user
- Select the “Start” icon for the session to start

My Home Page

My Folder

Print

Messages

Jobs

5250

- Active sessions
- Configured sessions
- Start session

Database

Files









Command

Download

Customize

Other

Configured Sessions

Session	Server	Action ?	Shortcut	Created By	Access
system A	LP016AB.RCHLAND.IBM.COM	   	No	smshao	smshao
system B	LP016AB.RCHLAND.IBM.COM	   	No	smshao	smshao

[Configure new session](#)

Configure a new session.

[Shortcuts to sessions you configured](#)

Display a list of shortcuts to sessions you configured. Shortcuts can be deleted from this list.

[Active sessions](#)

Work with your active sessions.

[Start session](#)

Start a new session.

[My macros](#)

Work with your macros.

[My keypads](#)

Work with your keypads.

Once started...

User: llhirsch System: iSeriesD.DFW.IBM.COM
IBM.

My Home Page

- My Folder
- Print
- Messages
- Jobs
- 5250
 - Active sessions
 - Configured sessions
 - Start session
- Database
- Files
- Command
- Download
- Customize
- Other

Related Links:

- iSeries Access for Web
- iSeries Access
- iSeries Navigator
- iSeries Information Center
- iSeries Resource

Sign On

System : ISERIESD
 Subsystem : QINTER
 Display : QPADEV000X

User

Password

Program/procedure

Menu

Current library

IBM's internal systems must only be used for conducting
 IBM's business or for purposes authorized by IBM management

37

6,53

(C) COPYRIGHT IBM CORP. 1980, 2005.

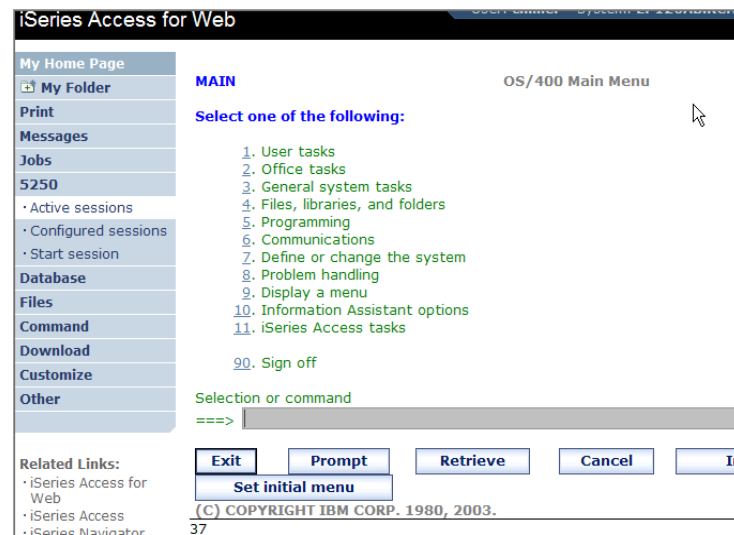
Attention	Refresh Screen	Field Exit	Page Up	Enter
System Request	Stop Session	Reset	Page Down	

Local intranet

Change look of 5250 session

1. Default 'web' look

1

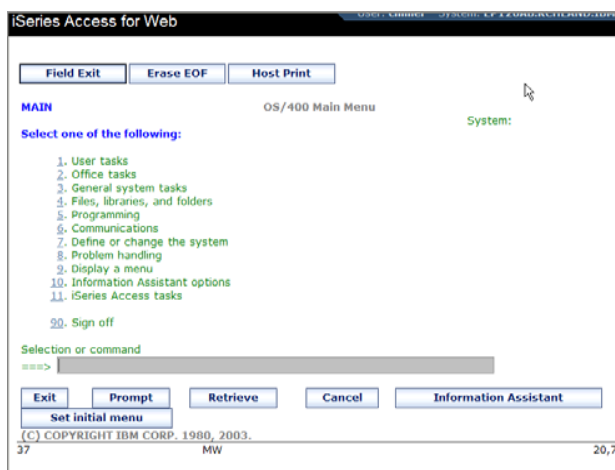


2. Changed colors, added keypad at side, changed buttons at bottom to words



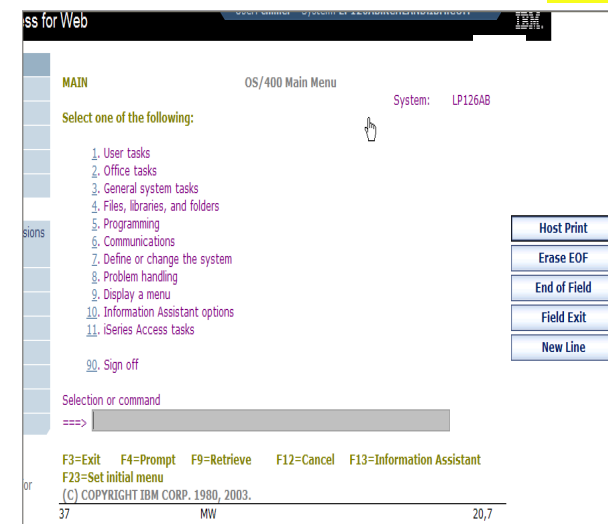
3. Removed navigation bar, put keypad on top

2



4. Selected 'traditional' view, removed navigation bar

3



Active Session

- An active session is a session that has been started
 - Dynamically or configured session
- A user may have more than one active session

Active Session - Web View

My Home Page

- My Folder
- Print
- Messages
- Jobs
- 5250
 - Active sessions
 - Configured sessions
 - Start session
- Database
- Files
- Command
- Download
- Customize
- Other

Related Links:

- iSeries Access for Web
- iSeries Access
- iSeries Navigator
- iSeries Information Center
- iSeries Resource Library

MAIN i5/OS Main Menu System: LP016AB

Select one of the following:

- User tasks
- Office tasks
- General system tasks
- Files, libraries, and folders
- Programming
- Communications
- Define or change the system
- Problem handling
- Display a menu
- Information Assistant options
- iSeries Access tasks

90. Sign off

Selection or command
===>

(C) COPYRIGHT IBM CORP. 1980, 2005.

37 20,7

Attention	Refresh Screen	Field Exit	Page Up	Enter
System Request	Stop Session	Reset	Page Down	

Macros

Macro:

 [Traditional view](#)
Switch this session to traditional view.

Switch to traditional view by selecting the “Traditional view” link

Active Session - Traditional View

My Home Page

- My Folder
- Print
- Messages
- Jobs
- 5250
 - Active sessions
 - Configured sessions
 - Start session
- Database
- Files
- Command
- Download
- Customize
- Other

Related Links:

- iSeries Access for Web
- iSeries Access
- iSeries Navigator
- iSeries Information Center
- iSeries Resource Library

```

TGAIN                               i5/OS Main Menu                               System: LP016AB
Select one of the following:
1. User tasks
2. Office tasks
3. General system tasks
4. Files, libraries, and folders
5. Programming
6. Communications
7. Define or change the system
8. Problem handling
9. Display a menu
10. Information Assistant options
11. iSeries Access tasks
90. Sign off

Selection or command
==>

F3=Exit  F4=Prompt  F9=Retrieve  F12=Cancel  F13=Information Assistant
F23=Set initial menu
(C) COPYRIGHT IBM CORP. 1980, 2005.
    
```

Attention

Refresh Screen

Field Exit

Page Up

Enter

System Request

Stop Session

Reset

Page Down

F1

F2

F3

F4

F5

F6

F7

F8

F9

F10

F11

F12

F13

F14

F15

F16

F17

F18

F19

F20

F21

F22

F23

F24

Macros

Macro: Play Macro

Start Recording

[Web view](#)
Switch this session to web view.

Switch to web view by selecting the "Web view" link

Web View vs. Traditional View

- Web View
 - Proportional font
 - Menu displayed as links
 - Active function keys displayed as buttons
 - Allows cursor positioning at non-input fields
 - Display “More...” as button
 - Message line (25th line) treated as help
- Traditional View
 - Fixed width font
 - Function key bar (F1-F24)
 - Background color configurable (default is black)

All the view settings are configurable. Configure web and traditional view settings for your environment.

Changing Active Session Settings

- Command
- Download
- Customize
- Other

RELEASE: V05R04M00
DRIVER: 4501130

USE OF THIS SYSTEM IS FOR IBM MANAGEMENT APPROVED PURPOSES ONLY.
USE IS SUBJECT TO AUDIT AT ANY TIME BY IBM MANAGEMENT.

(C) COPYRIGHT IBM CORP. 1980, 2005.

Related Links:

- iSeries Access for Web
- iSeries Access
- iSeries Navigator
- iSeries Information Center
- iSeries Resource Library

37

6,53


Attention	Refresh Screen	Field Exit	Page Up	Enter
System Request	Stop Session	Reset	Page Down	

Macros

Macro:

Traditional view

Switch this session to traditional view.



Active session settings

Change the settings for this session.

Active Session Settings

- Changing active session settings does not affect the configured session settings
 - The changes are tied to the running instance of the session
 - Changes only affect how this particular active session behaves
- Some settings are not modifiable
 - Server name
 - Port
 - Code page
 - Workstation ID
 - Default view (web or traditional)
 - Initial macro

Active Session Life Span

- Session resides on the server, not the workstation
- Session remains active until
 - User ends (stops) the session, or
 - Session time out due to inactivity
 - Time out value is configurable through Access for Web
- Closing the browser or turning off the workstation does not end the session
- Taking advantage of active session behavior
 - Leave the session and browse on the web, or
 - Leave your workstation and go to another workstation and
 - Reconnect to your session

Reconnecting to an Active Session





My Home Page


- My Folder
- Print
- Messages
- Jobs
- 5250
 - Active sessions
 - Configured sessions
 - Start session
- Database
- Files
- Command
- Download
- Customize
- Other

Related Links:

- iSeries Access for Web

Active Sessions

Server	Session	Started	Last Accessed	View	Action ?
LP016AB.RCHLAND.IBM.COM	A	3/7/06 3:55:13 PM CST	3/8/06 10:44:29 AM CST	Web	   


 Reconnect

[View-only sessions](#)
Display a list of active sessions others are sharing with me.

[Shared sessions](#)
Display a list of active sessions I am sharing with others.

[Configured sessions](#)
Work with your configured sessions.

[Start session](#)
Start a new session.

[My macros](#)
Work with your macros.

[My keypads](#)
Work with your keypads.

[5250 user interface help](#)
View help for working with active sessions.

Ending a Session

- Properly clean up TN5250 connection
 - Frees up resources in application server (Access for Web)
 - Frees up resources on target server (TN5250)
- Two ways to end a session
 - From an active session
 - From active session list

Ending a Session from Active Session

My Home Page

- My Folder
- Print
- Messages
- Jobs
- 5250
 - Active sessions
 - Configured sessions
 - Start session
- Database
- Files
- Command
- Download
- Customize
- Other

Sign On

System : LP016AB
 Subsystem : QINTER
 Display : QPADEV000G

User
 Password
 Program/procedure
 Menu
 Current library

RELEASE: V05R04M00
 DRIVER: 4501130

USE OF THIS SYSTEM IS FOR IBM MANAGEMENT APPROVED PURPOSES ONLY.
 USE IS SUBJECT TO AUDIT AT ANY TIME BY IBM MANAGEMENT.

(C) COPYRIGHT IBM CORP. 1980, 2005.

37 6,53

Attention	Refresh Screen	Field Exit	Page Up	Enter
System Request	Stop Session	Reset	Page Down	



End this active session

- Related Links:**
- iSeries Access for Web
 - iSeries Access
 - iSeries Navigator
 - iSeries Information Center

Ending a Session from Active Session List

My Home Page

My Folder

Print

Messages

Jobs

5250

- Active sessions
- Configured sessions
- Start session

Database

Files




Command

Download

Customize

Other

Active Sessions

Server	Session	Started	Last Accessed	View	Action ?
LP016AB.RCHLAND.IBM.COM	A	3/7/06 3:55:13 PM CST	3/8/06 12:58:01 PM CST	Web	   

[View-only sessions](#)
Display a list of active sessions others are sharing with me.

[Shared sessions](#)
Display a list of active sessions I am sharing with others.


[Configured sessions](#)
Work with your configured sessions.

[Start session](#)
Start a new session.

[My macros](#)
Work with your macros.

[My keypads](#)
Work with your keypads.

[5250 user interface help](#)
View help for working with active sessions.



End session

Configure a New Session

- Select the “Configure new session” link

My Home Page

My Folder

Print

Messages

Jobs

5250

- Active sessions
- Configured sessions
- Start session

Database

Files

Command

Download

Customize

Other

Configured Sessions

Session	Server	Action ?	Shortcut	Created By	Access
system A	LP016AB.RCHLAND.IBM.COM		No	smshao	smshao
system B	LP016AB.RCHLAND.IBM.COM		No	smshao	smshao

[Configure new session](#)

Configure a new session.

[Shortcuts to sessions you configured](#)
 Display a list of shortcuts to sessions you configured. Shortcuts can be deleted from this list.

[Active sessions](#)
 Work with your active sessions.

[Start session](#)
 Start a new session.

[My macros](#)
 Work with your macros.



















[My keypads](#)
 Work with your keypads.

Configure a New Session

- New sessions are added to the “Configured sessions” list
- Similar to “Start session” settings
 - Server, port, code page, workstation ID
- Additional settings
 - View and color

Configured Session Actions

- Start
 - Start the configured session
- Copy
 - Make a copy of the configured session for yourself
- Delete
 - Delete the configured session
- Rename
 - Rename the configured session
- Create Shortcut
 - Share the configured session with another user or group of users
- Edit
 - Change the configured session settings

My Home Page		Configured Sessions						
<ul style="list-style-type: none"> My Folder Print Messages Jobs 5250 <ul style="list-style-type: none"> • Active sessions • Configured sessions 		Session	Server	Action ?	Shortcut	Created By	Access	
		Shortcut to system A	LP016AB.RCHLAND.IBM.COM	   	Yes	smshao	smshao	
		Shortcut to system B	LP016AB.RCHLAND.IBM.COM	 	Yes	smshao	*PUBLIC	
		system A	LP016AB.RCHLAND.IBM.COM	     	No	smshao	smshao	
		system B	LP016AB.RCHLAND.IBM.COM	     	No	smshao	smshao	

Shortcuts

- iSeries Access for Web objects are only accessible by users that created them
- Shortcut is a pointer to an iSeries Access for Web object. Examples:
 - Configured 5250 session
 - Database request
- Method used to share object with other users
 - Create shortcut for user or group to share with user or group
- User of the shortcut has read only access to the object
 - Cannot modify or delete the object
 - Can delete the shortcut if the shortcut is created for the user
 - Cannot delete the shortcut if the shortcut is created for a group the user belongs to
- Shortcuts to an object are deleted when the object is deleted

Shortcut Example

My Home Page

My Folder

Print

Messages

Jobs

5250

- Active sessions
- Configured sessions
- Start session

Database

Configured Sessions

Session	Server	Action ?	Shortcut	Created By	Access
Shortcut to system A	LP016AB.RCHLAND.IBM.COM	[Icons]	Yes	smshao	smshao
Shortcut to system B	LP016AB.RCHLAND.IBM.COM	[Icons]	Yes	smshao	*PUBLIC
system A	LP016AB.RCHLAND.IBM.COM	[Icons]	No	smshao	smshao
system B	LP016AB.RCHLAND.IBM.COM	[Icons]	No	smshao	smshao

[Configure new session](#)
Configure a new session.

Shortcut granted to user profile

Indicates if request is a shortcut

User or group that was granted access

Shortcut granted to group the user belongs to



















Owner of the request

Finding Shortcuts You Created

My Home Page

- My Folder
- Print
- Messages
- Jobs
- 5250
 - Active sessions
 - Configured sessions
 - Start session
- Database
- Files
- Command

Configured Sessions

Session	Server	Action [?]	Shortcut	Created By	Access
Shortcut to system A	LP016AB.RCHLAND.IBM.COM	   	Yes	smshao	smshao
Shortcut to system B	LP016AB.RCHLAND.IBM.COM	 	Yes	smshao	*PUBLIC
system A	LP016AB.RCHLAND.IBM.COM	     	No	smshao	smshao
system B	LP016AB.RCHLAND.IBM.COM	     	No	smshao	smshao

[Configure new session](#)
Configure a new session.

[Shortcuts to sessions you configured](#) ←
Display a list of shortcuts to sessions you configured. Shortcuts can be deleted from this list.

Click the “Shortcuts to sessions you configured” link

Managing Shortcuts You Created

- List of shortcuts you created
- Delete shortcuts you created

My Home Page

My Folder

Print

Messages



Jobs

5250

- Active sessions
- Configured sessions
- Start session

Shortcuts to Sessions You Configured

◀ ◀◀ ◀ [1] ▶ ▶▶ ▶ ↻

Session	Shortcut	Access	Action
system A	Shortcut to system A	smshao	
system B	Shortcut to system B	*PUBLIC	

◀ ◀◀ ◀ [1] ▶ ▶▶ ▶ ↻

Keypads

My Home Page

- My Folder
- Print
- Messages
- Jobs
- 5250
- Active sessions
- Configured sessions
- Start session

Database

Files

Command

Download


Customize

Other

Related Links:

- iSeries Access for Web
- iSeries Access
- iSeries Navigator
- iSeries Information Center
- iSeries Resource Library

F1	F2	F3	F4	F5	F6	F7	F8	F9	F10	F11	F12
F13	F14	F15	F16	F17	F18	F19	F20	F21	F22	F23	F24



Sign On

System :
 Subsystem :
 Display :

LP016AB
 QINTER
 QPADEV000G

User
 Password
 Program/procedure
 Menu
 Current library

F1	F13
F2	F14
F3	F15
F4	F16
F5	F17
F6	F18
F7	F19
F8	F20
F9	F21
F10	F22
F11	F23
F12	F24



RELEASE: V05R04M00
 DRIVER: 4501130

USE OF THIS SYSTEM IS FOR IBM MANAGEMENT APPROVED PURPOSES ONLY.
 USE IS SUBJECT TO AUDIT AT ANY TIME BY IBM MANAGEMENT.

(C) COPYRIGHT IBM CORP. 1980, 2005.

37

6,53

Attention	Refresh Screen	Field Exit	Page Up	Enter
System Request	Stop Session	Reset	Page Down	



Keypads

- Three sets of keypads
 - Top, right, and bottom
 - Each set can be customized
 - Each set can be turned on or off
- Macros can be assigned to keypad
- Configuration is per user
 - One keypad configuration per user
 - Global across all session configurations
 - Not tied to session configuration

Configuring Keypad

Download

Customize

Other

USE OF THIS SYSTEM IS FOR IBM MANAGEMENT APPROVED PURPOSES ONLY.
USE IS SUBJECT TO AUDIT AT ANY TIME BY IBM MANAGEMENT.

(C) COPYRIGHT IBM CORP. 1980, 2005.

Related Links:

- iSeries Access for Web
- iSeries Access
- iSeries Navigator
- iSeries Information Center
- iSeries Resource Library

37

6,53

Attention	Refresh Screen	Field Exit	Page Up	Enter
System Request	Stop Session	Reset	Page Down	

Macros

Macro:

[Traditional view](#)

Switch this session to traditional view.

[Active session settings](#)

Change the settings for this session.

[Active sessions](#)

Work with your active sessions.


[Configured sessions](#)

Work with your configured sessions.

[My macros](#)

Work with your macros.

[My keypads](#)

Work with your keypads. 

[5250 user interface help](#)

View help for using the 5250 user interface.

Configuring Keypad

My Home Page

- My Folder
- Print
- Messages
- Jobs
- 5250
 - Active sessions
 - Configured sessions
 - Start session
- Database
- Files
- Command
- Download
- Customize
- Other

- Related Links:**
- iSeries Access for Web
 - iSeries Access
 - iSeries Navigator
 - iSeries Information Center
 - iSeries Resource

My Keypads

Top Keypad

Rows
 Columns

Show keypad ← Turn keypad on and off



Side Keypad

Rows
 Columns

Show keypad

← Configure keypad layout

Bottom Keypad

Rows
 Columns

Show keypad

← Configure number of keys on the keypad

Configuring Keypad

My Home Page

- My Folder
- Print
- Messages
- Jobs
- 5250
 - Active sessions
 - Configured sessions
 - Start session
- Database
- Files
- Command
- Download
- Customize
- Other

Configure Bottom Keypad

Attention	Refresh Screen	Field Exit
System Request	Stop Session	Reset

[5250 user interface help](#)
 View help for working with your keypads.

- Field Exit
- Field Mark
- Field Minus
- Field Plus
- Field Reverse
- Help
- Home
- Host Print
- Insert
- Latin Layer
- New Line
- PA1
- PA2
- PA3
- Page Down
- Page Up
- Refresh Screen
- Reset
- Screen Reverse
- Stop Session

Related Links:

Macros

- Behaves differently than PC5250
 - Keys processed on a screen by screen basis
 - PC5250 – every key is recorded and played back
 - iSeries Access for Web – cursor positioned in field and keys entered into field
 - On a given screen, keys may not be processed in the same order as they are entered
 - Functionally equivalent, but behaves differently

Recording Macros

My Home Page

- My Folder
- Print
- Messages
- Jobs
- 5250
 - Active sessions
 - Configured sessions
 - Start session
- Database
- Files
- Command
- Download
- Customize
- Other

Sign On

System : LP016AB
 Subsystem : QINTER
 Display : QPADEV000G

User

Password

Program/procedure

Menu

Current library

RELEASE: V05R04M00
 DRIVER: 4501130

USE OF THIS SYSTEM IS FOR IBM MANAGEMENT APPROVED PURPOSES ONLY.
 USE IS SUBJECT TO AUDIT AT ANY TIME BY IBM MANAGEMENT.

(C) COPYRIGHT IBM CORP. 1980, 2005.

Related Links:

- iSeries Access for Web
- iSeries Access
- iSeries Navigator
- iSeries Information Center
- iSeries Resource Library

37

6,53

Attention	Refresh Screen	Field Exit	Page Up	Enter
System Request	Stop Session	Reset	Page Down	

Macros

Macro:

←

Stop Recording

My Home Page

- My Folder
- Print
- Messages
- Jobs
- 5250
 - Active sessions
 - Configured sessions
 - Start session
- Database
- Files
- Command
- Download
- Customize
- Other

Sign On

System : LP016AB
 Subsystem : QINTER
 Display : QPADEV000G

User

Password

Program/procedure

Menu

Current library

RELEASE: V05R04M00
 DRIVER: 4501130

USE OF THIS SYSTEM IS FOR IBM MANAGEMENT APPROVED PURPOSES ONLY.
 USE IS SUBJECT TO AUDIT AT ANY TIME BY IBM MANAGEMENT.

(C) COPYRIGHT IBM CORP. 1980, 2005.

Related Links:

- iSeries Access for Web
- iSeries Access
- iSeries Navigator
- iSeries Information Center
- iSeries Resource Library

37

R

6,53

Attention	Refresh Screen	Field Exit	Page Up	Enter
System Request	Stop Session	Reset	Page Down	

Macros

Macro:

Naming the Macro

Save Macro

Macro:

Replace if already exists

Playing Macro

My Home Page

- My Folder
- Print
- Messages
- Jobs
- 5250
 - Active sessions
 - Configured sessions
 - Start session
- Database
- Files
- Command
- Download
- Customize
- Other

Sign On

System : LP016AB
 Subsystem : QINTER
 Display : QPADEV000G

User :
 Password :
 Program/procedure :
 Menu :
 Current library :

RELEASE: V05R04M00
 DRIVER: 4501130

USE OF THIS SYSTEM IS FOR IBM MANAGEMENT APPROVED PURPOSES ONLY.
 USE IS SUBJECT TO AUDIT AT ANY TIME BY IBM MANAGEMENT.

(C) COPYRIGHT IBM CORP. 1980, 2005.

Related Links:

- iSeries Access for Web
- iSeries Access
- iSeries Navigator
- iSeries Information Center
- iSeries Resource Library

37

6,53

Attention	Refresh Screen	Field Exit	Page Up	Enter
System Request	Stop Session	Reset	Page Down	

Macros

Macro:

Managing Macros

Related Links:

- [iSeries Access for Web](#)
- [iSeries Access](#)
- [iSeries Navigator](#)
- [iSeries Information Center](#)
- [iSeries Resource Library](#)

(C) COPYRIGHT IBM CORP. 1980, 2005.

37 6,53

Attention	Refresh Screen	Field Exit	Page Up	Enter
System Request	Stop Session	Reset	Page Down	

Macros

Macro:

[Traditional view](#)

Switch this session to traditional view.

[Active session settings](#)

Change the settings for this session.

[Active sessions](#)

Work with your active sessions.

[Configured sessions](#)

Work with your configured sessions.

[My macros](#)

Work with your macros.

[My keypads](#)

Work with your keypads.

[5250 user interface help](#)







View help for using the 5250 user interface.

Macro List

My Home Page
My Folder
Print
Messages
Jobs
5250
• Active sessions
• Configured sessions
• Start session
Database
Files
Command
Download
Customize
Other

My Macros

◀◀ ◀ [1] ▶▶ ▶ ↻

Macro	Action ?	Shortcut	Created By	Access
my login macro	    	No	smshao	smshao
Shortcut to My macro		Yes	aliciam	*PUBLIC

◀◀ ◀ [1] ▶▶ ▶ ↻

[Active sessions](#)

Work with your active sessions.

[Shortcuts to macros you recorded](#)

Display a list of shortcuts to macros you recorded. Shortcuts can be deleted from this list.

[Configured sessions](#)

Work with your configured sessions.

[Start session](#)

Start a new session.

Editing a Macro

My Home Page

My Folder

Print

Messages

Jobs

5250

• Active sessions

• Configured sessions

• Start session

Database

Files

Command

Download

Customize

Other

Edit Macro

Macro: **my login macro**

```
[cursor 6,53][erasefld]myid[cursor 7,53][erasefld]mypassword[enter][wait][enter][wait]
```

Related Links:

• [iSeries Access for Web](#)

Save

Cancel

Notes: supported commands for macros

The supported cursor positioning commands are:

General macro commands

[attn] - Attention
 [altview] - Alternate View
 [backspace] - Backspace
 [backtab] - Backtab
 [bof] - Beginning of field
 [clear] - Clear
 [down] - Cursor down
 [left] - Cursor left
 [right] - Cursor right
 [cursel] - Cursor select
 [up] - Cursor up
 [delete] - Delete character
 [dspsosi] - Display SO/SI
 [dup] - DUP field
 [enter] - Enter
 [eof] - End of field
 [eraseeof] - Erase EOF
 [erasefld] - Erase field
 [erinp] - Erase input
 [fldext] - Field exit
 [fieldmark] - Field mark
 [field-] - Field minus
 [field+] - Field plus

General macro commands...

[pf1] - F1
 [pf2] - F2
 [pf3] - F3
 [pf4] - F4
 [pf5] - F5
 [pf6] - F6
 [pf7] - F7
 [pf8] - F8
 [pf9] - F9
 [pf10] - F10
 [pf11] - F11
 [pf12] - F12
 [pf13] - F13
 [pf14] - F14
 [pf15] - F15
 [pf16] - F16
 [pf17] - F17
 [pf18] - F18
 [pf19] - F19
 [pf20] - F20
 [pf21] - F21
 [pf22] - F22
 [pf23] - F23
 [pf24] - F24
 [help] - Help
 [home] - Home

General macro commands...

[insert] - Insert
 [newline] - New line
 [pa1] - PA1
 [pa2] - PA2
 [pa3] - PA3
 [pageup] - Page up
 [pagedn] - Page down
 [reset] - Reset
 [sysreq] - System request
 [tab] - Tab field
 [test] - Test request

Bi-directional text support commands

[base] - Base
 [close] - Close
 [fldrev] - Field reverse
 [latinlayer] - Latin layer
 [screenrev] - Screen reverse

Other macro commands

[cursor row,column] - Locate cursor at specified row and column. Row and column must be numbers.
 [pause] - Pause 1 second
 [pause n] - Pause n seconds
 [wait] - Wait for input

Sharing a Macro

- My Home Page
- My Folder
- Print
- Messages
- Jobs
- 5250
 - Active sessions
 - Configured sessions
 - Start session
- Database
- Files
- Command
- Download
- Customize
- Other

My Macros

◀ ◀◀ ◀ [1] ▶ ▶▶ ▶ ↻

Macro	Action ?	Shortcut	Created By	Access
my login macro		No	smshao	smshao
Shortcut to My macro		Yes	aliciam	*PUBLIC

◀ ◀◀ ◀ [1] ▶ ▶▶ ▶ ↻

↑
Create shortcut

[Active sessions](#)

Work with your active sessions.

[Shortcuts to macros you recorded](#)

Display a list of shortcuts to macros you recorded. Shortcuts can be deleted from this list.

[Configured sessions](#)

Work with your configured sessions.

[Start session](#)







Start a new session.

Managing Macro Shortcuts

- My Home Page
- My Folder
- Print
- Messages
- Jobs
- 5250
 - Active sessions
 - Configured sessions
 - Start session
- Database
- Files
- Command
- Download
- Customize
- Other

My Macros

◀ ◀◀ ◀ [1] ▶ ▶▶ ▶ ↻

Macro	Action ?	Shortcut	Created By	Access
my login macro	    	No	smshao	smshao
Shortcut to My macro		Yes	aliciam	*PUBLIC

◀ ◀◀ ◀ [1] ▶ ▶▶ ▶ ↻

[Active sessions](#)

Work with your active sessions.

[Shortcuts to macros you recorded](#) ←

Display a list of shortcuts to macros you recorded. Shortcuts can be deleted from this list.

[Configured sessions](#)

Work with your configured sessions.

[Start session](#)

Start a new session.

Macro Shortcut List

My Home Page

My Folder

Print

Messages

Jobs

5250

• Active sessions

• Configured sessions

• Start session

Database

Files

Command


Download

Customize

Other

Shortcuts to Macros You Recorded

◀ ◀◀ ◀ [1] ▶ ▶▶ ▶ ↻

Macro	Shortcut	Access	Action
my login macro	Shortcut to my login macro	smshao	

◀ ◀◀ ◀ [1] ▶ ▶▶ ▶ ↻

[My macros](#)

Work with your macros.

[Active sessions](#)

Work with your active sessions.

[Configured sessions](#)

Work with your configured sessions.

[Start session](#)

Start a new session.

[My keypads](#)

Work with your keypads.

Single Sign-on with Macro

- Create a macro to login to 5250
 - Using your own user ID and password
- Edit the macro and replace your user ID and password with directives to use the user's login
- Share the macro (create shortcut) with the user or group
- Associate the macro with a session so the macro is executed when the session starts
- Share the session (create shortcut) with the user or group

NOTE: Sign-on macro is useful for V5R3 iSeries Access for Web. V5R4 iSeries Access for Web has a Bypass Sign-on option; therefore, sign-on macro not needed.

Edit Macro

My Home Page

- My Folder
- Print
- Messages
- Jobs
- 5250
 - Active sessions
 - Configured sessions
 - Start session
- Database
- Files
- Command
- Download
- Customize
- Other

Edit Macro

Macro: **macro example**

```
[cursor 6,53][erasefld myid][cursor  
7,53][erasefld mypassword][enter][wait][enter][wait][cursor  
20,7][erasefld]wrkactjob[enter][wait]
```

Related Links:

- iSeries Access for Web

Edit Macro

My Home Page

My Folder

Print

Messages

Jobs

5250

• Active sessions

• Configured sessions

• Start session

Database

Files

Command

Download

Customize

Other

Edit Macro

Macro: **macro example**

```
[cursor 6,53][erasefld][user] cursor  
7,53][erasefld][password] enter][wait][enter][wait][cursor  
20,7][erasefld]wrkactjob[enter][wait]
```

Replace the recorded user ID with [user]
Replace the recorded password with [password]

Related Links:

• iSeries Access for Web

Save

Cancel

Share the Macro

- My Home Page
- My Folder
- Print
- Messages
- Jobs
- 5250
 - Active sessions
 - Configured sessions
 - Start session
- Database
- Files
- Command
- Download
- Customize
- Other

Create Shortcut

Create shortcut to "macro example"

Shortcut name:

Access:

Add...

Create Shortcut

Access Details

- ◆ The access value identifies who is able to access the shortcut.
- ◆ The access value can be an existing user profile name on the iSeries server, an existing group profile name, or *PUBLIC.
- ◆ To specify multiple profiles, separate entries with commas.

[My macros](#)

Work with your macros.

Create a configured session, specify the macro

My Home Page

My Folder

Print

Messages

Jobs

5250

• Active sessions

• Configured sessions

• Start session

Database

Files

Command

Download

Customize



Other

Configure New Session

General

Session: * required 

Default view: 

Initial macro:  

- Bypass signon
- Display HTML data in fields
- Enable advanced JavaScript functions

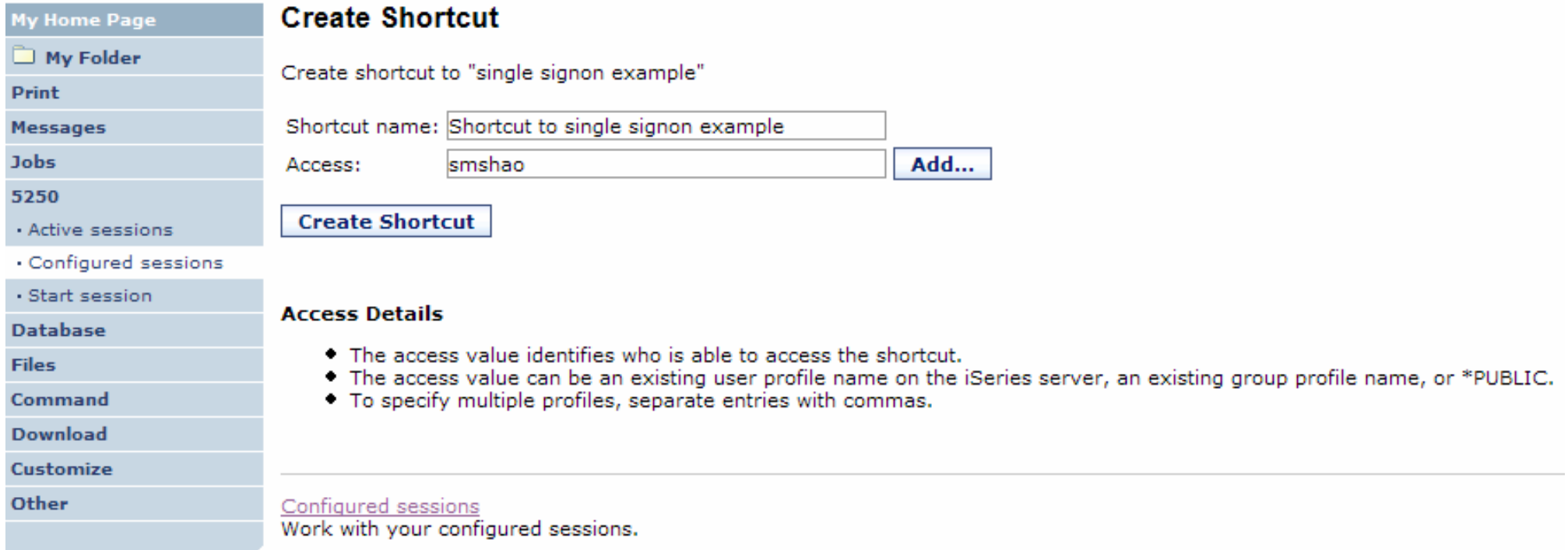
Server

Server: 

Port:

Code page: 

Create a shortcut to the configured session



My Home Page

- My Folder
- Print
- Messages
- Jobs
- 5250
 - Active sessions
 - Configured sessions
 - Start session
- Database
- Files
- Command
- Download
- Customize
- Other

Create Shortcut

Create shortcut to "single signon example"

Shortcut name:

Access:

Access Details

- ◆ The access value identifies who is able to access the shortcut.
- ◆ The access value can be an existing user profile name on the iSeries server, an existing group profile name, or *PUBLIC.
- ◆ To specify multiple profiles, separate entries with commas.

[Configured sessions](#)
Work with your configured sessions.

Starting the Session

- My Home Page
- My Folder
- Print
- Messages
- Jobs
- 5250
 - Active sessions
 - Configured sessions
 - Start session
- Database
- Files
- Command
- Download
- Customize
- Other

Configured Sessions

Session	Server	Action ?	Shortcut	Created By	Access
Shortcut to single signon example	lp016ab.rchland.ibm.com		Yes	smshao	smshao
Shortcut to system A	LP016AB.RCHLAND.IBM.COM		Yes	smshao	smshao
Shortcut to system B	LP016AB.RCHLAND.IBM.COM		Yes	smshao	*PUBLIC
single signon example	lp016ab.rchland.ibm.com		No	smshao	smshao
system A	LP016AB.RCHLAND.IBM.COM		No	smshao	smshao
system B	LP016AB.RCHLAND.IBM.COM		No	smshao	smshao

[Configure new session](#)

Configure a new session.

[Shortcuts to sessions you configured](#)

Display a list of shortcuts to sessions you configured. Shortcuts can be deleted from this list.

[Active sessions](#)

Work with your active sessions.

[Start session](#)

Start a new session.

Related Links:

Start Session Result

5250 session is logged in using the user's ID and password, and the user is taken directly to the application.

My Home Page

- My Folder
- Print
- Messages
- Jobs
- 5250**
 - Active sessions
 - Configured sessions
 - Start session
- Database
- Files
- Command
- Download
- Customize
- Other

Related Links:

- iSeries Access for Web
- iSeries Access
- iSeries Navigator

Work with Active Jobs LP016AB
15:54:26

CPU %: .0 Elapsed time: 00:00:00 Active jobs: 384 03/09/06

Type options, press Enter.
 2=Change 3=Hold 4=End 5=Work with 6=Release 7=Display message
 8=Work with spooled files 13=Disconnect ...

Opt	Subsystem/Job	Current User	Type	CPU %	Function	Status
<input type="checkbox"/>	QBATCH	QSYS	SBS	.0		DEQW
<input type="checkbox"/>	QCMN	QSYS	SBS	.0		DEQW
<input type="checkbox"/>	QCTL	QSYS	SBS	.0		DEQW
<input type="checkbox"/>	QSYSSCD	QPGMR	BCH	.0	PGM-QEZSCNEP	EVTW
<input type="checkbox"/>	QHTTSPVR	QSYS	SBS	.0		DEQW
<input type="checkbox"/>	ADMIN	QTMHHTTP	BCH	.0	PGM-QZHBMAIN	SIGW
<input type="checkbox"/>	ADMIN	QTMHHTTP	BCI	.0	PGM-QZSRLOG	SIGW
<input type="checkbox"/>	ADMIN	QTMHHTTP	BCI	.0	PGM-QZSRHTTP	SIGW
<input type="checkbox"/>	ADMIN	MMEINERS	BCI	.0	PGM-QYUNLANG	TIMW

[More...](#)

Parameters or command

====>

Bypass Sign-on

- New in V5R4
- Uses the credential the user used to login to iSeries Access for Web
- Option available for configured and dynamically started session
- QRMTSIGN system value must be set to *VERIFY

Bypass Signon

My Home Page

- My Folder
- Print
- Messages
- Jobs
- 5250
 - Active sessions
 - Configured sessions
 - Start session

Database

Files

Command

Download

Customize

Other

Related Links:

- iSeries Access for Web
- iSeries Access

Start Session

Server ?

Server:

Port:

Code page:

Workstation ID ?

Use user ID


Specify workstation ID

Avoid duplicates for this user

Avoid duplicates with other users

General ?

Initial macro:

Bypass signon 

Display HTML data in fields

Session Defaults

- Default values are used to
 - Start a session dynamically
 - Configure a new session
- Two ways to set defaults
 - User can set the default values
 - Default values only apply to the user
 - Use a configured session as default (policy)
 - May be set for user or group
 - If both are set, policy setting overrides user defaults

Setting User Defaults

“Save As Default” saves this session configuration as the default for the current user.

Can be performed from active session settings or configured session settings.

Foreground colors

5250

Browser

Black:	Black	▼
Blue:	Blue	▼
Green:	Green	▼
Cyan:	Teal	▼
Red:	Red	▼
Magenta:	Fuchsia	▼
Brown:	Yellow	▼
White:	Gray	▼

Foreground colors

5250

Browser

Black:	Black	▼
Blue:	Blue	▼
Green:	Green	▼
Cyan:	Teal	▼
Red:	Red	▼
Magenta:	Fuchsia	▼
Brown:	Yellow	▼
White:	White	▼

Operator information area (OIA)

Color: Black ▼

Operator information area (OIA)

Color: Blue ▼

Background colors

The browser background color is used.

Background colors

Color: Black ▼

Save	Cancel	Save As Defaults	← Defaults	Load Shipped Defaults
------	--------	------------------	------------	-----------------------

[5250 user interface help](#)

View help for editing a configured session.

Setting Default Session

Use a configured session as the default for a user or group

Select the user or group profile to edit policies

My Home Page	Policies
My Folder	Specify the profile you want to edit.
Print	Profile: <input type="text" value="SMSHAO"/> <input type="button" value="Browse..."/>
Messages	<input type="button" value="Edit Policies"/>
Jobs	<hr/>
5250	User profiles Work with the user profiles you are authorized to customize.
Database	Group profiles Work with the group profiles you are authorized to customize.
Files	Import policies Import policies from a file into iSeries Access for Web.
Command	Export policies Export policies from iSeries Access for Web to a file.
Download	Policies help View help for working with policies.
Customize	
• Preferences	
• Policies	
• Settings	
• Transfer configuration	
Other	

Setting Default Session

Select 5250 to edit the 5250 policies

My Home Page
















- My Folder
- Print
- Messages
- Jobs
- 5250
- Database
- Files
- Command
- Download
- Customize
 - Preferences
 - Policies
 - Settings
 - Transfer configuration
- Other

Related Links:

- iSeries Access for Web
- iSeries Access

Policies

Profile: **SMSHAO**

Action	Category	Description	Access ?
 ← 5250		5250 user interface custom settings.	Allowed
	Command	Run batch command custom settings.	Allowed
	Customize	Preferences and policy administration custom settings.	Allowed
	Database	Database tables, requests, and run SQL custom settings.	Allowed
	Database connections	Create and edit database connection definitions.	Allowed
	Download	Download packages custom settings.	Allowed
	Files	Integrated file system and file share custom settings.	Allowed
	General	Page layout, language and character set custom settings.	Allowed
	Jobs	Work with jobs custom settings.	Allowed
	Mail	Send mail custom settings.	Allowed
	Messages	Display messages, send messages, and message queue custom settings.	Allowed
	My Folder	My Folder custom settings.	Allowed
	Print	Printer output, printers, printer shares and output queue custom settings.	Allowed
	Sametime	Lotus Sametime custom settings.	Allowed
	Other	Change password and other miscellaneous custom settings.	Allowed

Setting Default Session

Select the shortcut to the session to use as the default and apply the policy

My Home Page

- My Folder
- Print
- Messages
- Jobs
- 5250
- Database
- Files
- Command
- Download
- Customize
 - Preferences
 - Policies
 - Settings
 - Transfer configuration
- Other

Edit Policies - 5250

Profile: **SMSHAO**

Policy	Derived From ?	Action ?	Setting
5250 access	Shipped default	Use current setting	Allow
5250 tab	Shipped default	Use current setting	Show
Start non-configured sessions	Shipped default	Use current setting	Allow
Prompt when starting non-configured sessions	Shipped default	Use current setting	Yes
Show server name in title	Shipped default	Use current setting	Yes
Show configured session name in title	Shipped default	Use current setting	No
Maximum active sessions	Shipped default	Use current setting	No maximum
Inactive session timeout	Shipped default	Use current setting	24 hours
Active sessions list columns	Shipped default	Use current setting	Columns...
Configured session to use for defaults	Shipped default	Use current setting	<div style="border: 1px dashed gray; padding: 2px;"> User defaults User defaults Shortcut to single signon example for SMSHAO Shortcut to system A for SMSHAO Shortcut to system B for *PUBLIC single signon example system A system B </div>
Save settings as user defaults	Shipped default	Use current setting	
Load settings from user defaults	Shipped default	Use current setting	
Load settings from shipped defaults	Shipped default	Use current setting	
Switch between Web/Traditional views	Shipped default	Use current setting	Allow
Edit active session settings	Shipped default	Use current setting	Allow
Bypass signon	Shipped default	Use current setting	Allow

- Related Links:**
- iSeries Access for Web
 - iSeries Access
 - iSeries Navigator
 - iSeries Information Center
 - iSeries Resource Library

5250 Policies

Policies are used by administrators to control the iSeries Access for Web functions and behavior

- My Home Page
- My Folder
- Print
- Messages
- Jobs
- 5250
- Database
- Files
- Command
- Download
- Customize
 - Preferences
 - Policies
 - Settings
 - Transfer configuration
- Other

Edit Policies - 5250

Profile: **SMSHAO**

Policy	Derived From ?	Action ?	Setting
5250 access	Shipped default	Use current setting <input type="button" value="v"/>	Allow <input type="button" value="v"/>
5250 tab	Shipped default	Use current setting <input type="button" value="v"/>	Show <input type="button" value="v"/>
Start non-configured sessions	Shipped default	Use current setting <input type="button" value="v"/>	Allow <input type="button" value="v"/>
Prompt when starting non-configured sessions	Shipped default	Use current setting <input type="button" value="v"/>	Yes <input type="button" value="v"/>
Show server name in title	Shipped default	Use current setting <input type="button" value="v"/>	Yes <input type="button" value="v"/>
Show configured session name in title	Shipped default	Use current setting <input type="button" value="v"/>	No <input type="button" value="v"/>
Maximum active sessions	Shipped default	Use current setting <input type="button" value="v"/>	No maximum <input type="button" value="v"/>
Inactive session timeout	Shipped default	Use current setting <input type="button" value="v"/>	24 hours <input type="button" value="v"/>
Active sessions list columns	Shipped default	Use current setting <input type="button" value="v"/>	Columns...
Configured session to use for defaults	Shipped default	Use current setting <input type="button" value="v"/>	<input type="text" value="User defaults"/>
Save settings as user defaults	Shipped default	Use current setting <input type="button" value="v"/>	Allow <input type="button" value="v"/>
Load settings from user defaults	Shipped default	Use current setting <input type="button" value="v"/>	Allow <input type="button" value="v"/>
Load settings from shipped defaults	Shipped default	Use current setting <input type="button" value="v"/>	Allow <input type="button" value="v"/>
Switch between Web/Traditional views	Shipped default	Use current setting <input type="button" value="v"/>	Allow <input type="button" value="v"/>

Related Links:

- iSeries Access for Web
- iSeries Access
- iSeries Navigator
- iSeries Information Center

5250 Preferences

Preferences are settings that the user can modify

My Home Page

- My Folder
- Print
- Messages
- Jobs
- 5250
- Database
- Files
- Command
- Download
- Customize
 - Preferences
 - Policies
 - Settings
 - Transfer configuration
- Other

Edit Preferences - 5250

Preference	Derived From ?	Action ?	Setting
5250 tab	Shipped default	Use current setting ▼	Show ▼ ?
Prompt when starting non-configured sessions	Shipped default	Use current setting ▼	Yes ▼ ?
Show server name in title	Shipped default	Use current setting ▼	Yes ▼ ?
Show configured session name in title	Shipped default	Use current setting ▼	No ▼ ?
Active sessions list columns	Shipped default	Use current setting ▼	Columns... ?
Configured sessions			
Configured sessions list columns	Shipped default	Use current setting ▼	Columns... ?
My macros			
My macros list columns	Shipped default	Use current setting ▼	Columns... ?

[Preferences help](#)

View help for editing preferences.

5250 Settings

Settings are global – applies for all users and groups.

Session wait time is the amount of time iWA5250 will wait after input inhibit is off before rendering the screen content.

Bump this value up if the application or system is slow in responding.

Edit Settings - 5250

Setting	Value	Description
Session wait time	200 milliseconds	Specify the maximum time to wait for session content after input is not inhibited.





Sharing an Active Session

Give another user or group a read only view into an active session.

My Home Page

- My Folder
- Print
- Messages
- Jobs
- 5250
 - Active sessions
 - Configured sessions
 - Start session
- Database
- Files
- Command
- Download
- Customize
- Other

Active Sessions

Server	Session	Started	Last Accessed	View	Action ?
LP016AB.RCHLAND.IBM.COM	A	3/11/06 6:19:29 PM CST	3/11/06 6:19:59 PM CST	Web	    ←

[View-only sessions](#)
Display a list of active sessions others are sharing with me.

[Shared sessions](#)
Display a list of active sessions I am sharing with others.

[Configured sessions](#)
Work with your configured sessions.

[Start session](#)
Start a new session.

[My macros](#)
Work with your macros.


[My keypads](#)
Work with your keypads.

Notes: Shared Sessions

Active sessions can be shared with other users and groups. The user who starts the session maintains full control of it. Users with whom the session is shared can only view the session. They cannot enter input or change the session settings. Changes to a shared session are not automatically seen by users viewing the session. The browser's refresh button must be used to see the latest changes.

Sharing an Active Session

Enter the user or group profile to share the session with.

My Home Page	Share 5250 Session
 My Folder	Users: <input type="text" value="joe"/> <input type="button" value="Browse..."/>
Print	<input type="button" value="Share Session"/>
Messages	
Jobs	
5250	

View-only Sessions

Select "View-only sessions" link to display the list of view-only sessions

My Home Page

- My Folder
- Print
- Messages
- Jobs
- 5250
- Active sessions
- Configured sessions
- Start session

Database

Files

Command

Download

Customize

Other

Active Sessions

Server	Session	Started	Last Accessed	View	Action
LP016AB.RCHLAND.IBM.COM	A	3/11/06 6:19:29 PM CST	3/11/06 6:19:59 PM CST	Web	

[View-only sessions](#)

Display a list of active sessions others are sharing with me.

[Shared sessions](#)

Display a list of active sessions I am sharing with others.

[Configured sessions](#)

Work with your configured sessions.

[Start session](#)

Start a new session.

[My macros](#)

Work with your macros.

[My keypads](#)

Work with your keypads.

[5250 user interface help](#)

View help for working with active sessions.

View-only Session

View-only session - input fields are disabled.

Use the browser "Refresh" button to display updated screens.

My Home Page	Work with Active Jobs						LP016AB
My Folder	CPU %:	.0	Elapsed time:	00:00:00	Active jobs:	03/11/06 341	18:19:58
Print	Type options, press Enter.						
Messages	2=Change		3=Hold		4=End		5=Work with
Jobs	8=Work with spooled files		13=Disconnect ...		6=Release		7=Display message
5250							
• Active sessions	Opt	Subsystem/Job	Current User	Type	CPU %	Function	Status
• Configured sessions	—	QBATCH	QSYS	SBS	.0		DEQW
• Start session	—	QCMN	QSYS	SBS	.0		DEQW
Database	—	QCTL	QSYS	SBS	.0		DEQW
Files	—	QSYSSCD	QPGMR	BCH	.0	PGM-QEZSCNEP	EVTW
Command	—	QHTTSPVR	QSYS	SBS	.0		DEQW
Download	—	ADMIN	QTMHHTTP	BCH	.0	PGM-QZHBMAIN	SIGW
Customize	—	ADMIN	QTMHHTTP	BCI	.0	PGM-QZSRLOG	SIGW
Other	—	ADMIN	QTMHHTTP	BCI	.0	PGM-QZSRHTTP	SIGW
	—	IWATOMCAT	QTMHHTTP	BCH	.0	PGM-QZHBMAIN	SIGW
	More...						
	Parameters or command						
	====>						
	F3=Exit		F5=Refresh		F7=Find		F10=Restart statistics
	F11=Display elapsed data		F12=Cancel		F23=More options		F24=More keys

Managing Shared Sessions

Select “Shared sessions” from the “Active Sessions” list to display the list of active sessions that are being shared.

My Home Page

My Folder

Print

Messages

Jobs

5250

- Active sessions
- Configured sessions
- Start session

Database

Files

Command

Download

Customize

Other

Active Sessions

Server	Session	Started	Last Accessed	View	Action ?
LP016AB.RCHLAND.IBM.COM	A	3/11/06 6:19:29 PM CST	3/11/06 6:19:59 PM CST	Web	

[View-only sessions](#)
Display a list of active sessions others are sharing with me.

[Shared sessions](#)
Display a list of active sessions I am sharing with others.

[Configured sessions](#)
Work with your configured sessions.

[Start session](#)
Start a new session.

[My macros](#)
Work with your macros.

[My keypads](#)
Work with your keypads.

[5250 user interface help](#)
View help for working with active sessions.

Related Links:

Shared Session List

Use the “Stop sharing” button to stop sharing this session.

My Home Page	Shared Sessions			
My Folder				
Print				
Messages				
Jobs				
5250				
• Active sessions				
• Configured sessions				
• Start session				
Database				
Files				
Command				
Download				
Customize				
Other				

Server	Session	Access	Action 
LP016AB.RCHLAND.IBM.COM	A	SMSHAO	

[Active sessions](#)
Work with your active sessions.

[Configured sessions](#)
Work with your configured sessions.

[Start session](#)
Start a new session.

[My macros](#)
Work with your macros.

[My keypads](#)
Work with your keypads.

[5250 user interface help](#)
View help for working with shared sessions.

Fonts

- iSeries Access for Web 5250 is rendered with HTML
 - Fonts are controlled by the browser
 - Use browser options to change the font style and font size

New in V5R4 for 5250

- Bypass sign-on
- DDS HTML support
- Hotspot – detect HTTP URLs

Bypass Sign-on

Use the credential that was used to log in to iSeries Access for Web to bypass sign-on

My Home Page	Start Session	
My Folder	Server ?	
Print	Server: <input type="text" value="mysystem"/>	
Messages	Port: <input type="text" value="23"/>	
Jobs	Code page: <input type="text" value="37"/> <input type="button" value="v"/>	
5250	Workstation ID ?	
· Active sessions	<input type="radio"/> Use user ID	
· Configured sessions	<input checked="" type="radio"/> Specify workstation ID <input type="text"/>	
· Start session	<input type="checkbox"/> Avoid duplicates for this user	
Database	<input checked="" type="checkbox"/> Avoid duplicates with other users	
Files	General ?	
Command	Initial macro: <input type="text" value=""/> <input type="button" value="v"/>	
Download	<input checked="" type="checkbox"/> Bypass signon ←	
Customize	<input type="checkbox"/> Display HTML data in fields	
Other	<input type="button" value="Start Session"/>	
Related Links:		
· iSeries Access for Web		
· iSeries Access		

DDS HTML Support

HTML contained within 5250 screen

- My Home Page
- My Folder
- Print
- Messages
- Jobs
- 5250
 - Active sessions
 - Configured sessions
 - Start session
- Database
- Files
- Command
- Download
- Customize
- Other

F

Test Header ←

irst output field

PRESS ENTER TO CONTINUE

Related Links:

- iSeries Access for Web
- iSeries Access
- iSeries Navigator
- iSeries Information Center
- iSeries Resource Library

37

1,1

Attention	Refresh Screen	Field Exit	Page Up	Enter
System Request	Stop Session	Reset	Page Down	

Hotspot – active links for ‘http:’ or ‘https:’

My Home Page

My Folder

Print

Messages

Jobs

5250

- Active sessions
- Configured sessions
- Start session

Database

Files

Command

Download

Customize

Other

3/13/06 13:09:19 Page 1 URL Testing LP126AB SMSHAO

Case tests
 lower http://w3.rchland.ibm.com/
 UPPER HTTP://W3.RCHLAND.IBM.COM/
 CaMeL hTtP://w3.rchland.ibm.com/

Case test secure
 lower https://w3.rchland.ibm.com/~jhansen/qiwa/service/v5r3m0/
 UPPER HTTPS://w3.rchland.ibm.com/~jhansen/qiwa/service/v5r3m0/
 CaMeL HtTpS://w3.rchland.ibm.com/~jhansen/qiwa/service/v5r3m0/

Case test secure
 lower https://w3.rchland.ibm.com/~jhansen/qiwa/service/v5r
 UPPER HTTPS://w3.rchland.ibm.com/~jhansen/qiwa/servic
 CaMeL HtTpS://w3.rchland.ibm.com/~jhansen/qiwa/service/v5r3m
 3m0/
 e/v5r3m0/
 0/

- Related Links:
- iSeries Access for Web
 - iSeries Access
 - iSeries Navigator

37

My Home Page

My Folder

Print

Messages

Jobs

5250

- Active sessions
- Configured sessions
- Start session

Database

Files

Command

Download

Customize

Other

3/13/06 13:09:19 Page 1 URL Testing LP126AB SMSHAO

Case tests
 lower <http://w3.rchland.ibm.com/>
 UPPER <HTTP://W3.RCHLAND.IBM.COM/>
 CaMeL <hTtP://w3.rchland.ibm.com/>

Case test secure
 lower <https://w3.rchland.ibm.com/~jhansen/qiwa/service/v5r3m0/>
 UPPER <HTTPS://w3.rchland.ibm.com/~jhansen/qiwa/service/v5r3m0/>
 CaMeL <HtTpS://w3.rchland.ibm.com/~jhansen/qiwa/service/v5r3m0/>

Case test secure
 lower <https://w3.rchland.ibm.com/~jhansen/qiwa/service/v5r>
 UPPER <HTTPS://w3.rchland.ibm.com/~jhansen/qiwa/servic>
 CaMeL <HtTpS://w3.rchland.ibm.com/~jhansen/qiwa/service/v5r3m>
 3m0/
 e/v5r3m0/
 0/

<http://w3.ibm.com>

37 1,1

Attention	Refresh Screen	Field Exit	Page Up	Enter
System Request	Stop Session	Reset	Page Down	

- Related Links:
- iSeries Access for Web
 - iSeries Access
 - iSeries Navigator

5250 and Portal Server

The screenshot displays the WebSphere Portal interface for an iSeries 5250 session. At the top, there are navigation tabs for 'Welcome', 'My Work', 'My Finances', 'My Newsroom', 'My iSeries', and 'stymie'. Below these are sub-tabs for '5250', 'IFrame Portlets', 'Files', 'Print', 'Database', and 'Command'. The main content area is titled 'iSeries 5250 Session' and features a grid of function keys (F1-F24). Below the keys is a 'Sign On' section with fields for 'User', 'Password', 'Program/procedure', 'Menu', and 'Current library'. To the right of these fields, system information is displayed: 'System : X1519P4', 'Subsystem : QINTER', and 'Display : QPADEV0009'. A release and driver information block shows 'RELEASE: V05R03M00' and 'DRIVER: 2600722'. A copyright notice at the bottom reads '(C) COPYRIGHT IBM CORP. 1980, 2003.' Below the main content, there is a keyboard function key section with buttons for 'Enter', 'Attention', 'Refresh Screen', 'Field Exit', 'Page Up', 'System Request', 'Stop Session', 'Reset', and 'Page Down'. On the right side of the portal, a 'Welcome' message is followed by a list of iSeries Access portlets:

- ◆ 5250 portlet
 - ◊ Run commands and access full-screen 5250 character-based applications.
- ◆ IFrame portlet
 - ◊ Access any of the iSeries Access for Web servle IFrame portlet.
- ◆ Integrated file system (IFS) browsing portlets
 - ◊ Browse the iSeries integrated file system.
 - ◊ View, edit, upload and download files.
- ◆ Printers, printer output, and output queues portlets
 - ◊ View printer status, start and stop the writer job with a printer.
 - ◊ Hold, release, print, delete and view printer out
 - ◊ Move printer output files to another output que
 - ◊ Hold and release output queues.
- ◆ Database tables and SQL portlets
 - ◊ View database tables, add and update records.
 - ◊ View query results, customize format of results.
 - ◊ Run SQL statements dynamically.
- ◆ Commands portlets
 - ◊ Run CL commands.

Below the list, a paragraph states: 'The iSeries Access portlets are included with iSeries Access for iSeries Access for Web product is part of the iSeries Access Fa (5722-XW1). For more information regarding iSeries Access, i for Web, and the iSeries Access portlets, refer to the following' followed by a list of links: 'iSeries Access', 'iSeries Access for Web', and 'iSeries Access Portlets'. At the bottom right, it says: 'Find more great portlets from the IBM WebSphere portlet cate the IBM WebSphere Portal Zone.'

Things to know

Because iSeries Access for Web 5250 is implemented using HTML and is servlet based, there are considerations to be aware of. This 5250 interface...

- is not a full-function emulator
 - does not have keyboard interaction and keyboard mapping capability of full-function
E.g., 'field exit' cannot be done with one keystroke.
- is not intended to replace full-function emulators like PC5250, PCOMM, Host On-Demand, etc. for purposes of "heads-down" data entry type of operations
- does not include file transfer from session
- does not include printer emulation
 - i5/OS strategy is Internet Printing Protocol (IPP) printing
 - iSeries Access for Web provides capability to convert spooled files to PDF
- does not include graphics, EHLAPPI, DDE functionality
- does not have direction interaction with server, so unsolicited server messages can't be received. (The user needs to request refresh or take an action on the interface to see break messages)

Questions?

Trademarks and Disclaimers

© IBM Corporation 1994-2006. All rights reserved.

References in this document to IBM products or services do not imply that IBM intends to make them available in every country.

The following terms are trademarks of International Business Machines Corporation in the United States, other countries, or both:

AS/400	e-business on demand	i5/OS
AS/400e	IBM	OS/400
eServer	IBM (logo)	System i
@server	iSeries	

Rational is a trademark of International Business Machines Corporation and Rational Software Corporation in the United States, other countries, or both.

Intel, Intel Logo, Intel Inside, Intel Inside logo, Intel Centrino, Intel Centrino logo, Celeron, Intel Xeon, Intel SpeedStep, Itanium, and Pentium are trademarks or registered trademarks of Intel Corporation or its subsidiaries in the United States and other countries.

Linux is a trademark of Linus Torvalds in the United States, other countries, or both.

Microsoft, Windows, Windows NT, and the Windows logo are trademarks of Microsoft Corporation in the United States, other countries, or both.

UNIX is a registered trademark of The Open Group in the United States and other countries.

Java and all Java-based trademarks are trademarks of Sun Microsystems, Inc. in the United States, other countries, or both.

Other company, product or service names may be trademarks or service marks of others.

Information is provided "AS IS" without warranty of any kind.

All customer examples described are presented as illustrations of how those customers have used IBM products and the results they may have achieved. Actual environmental costs and performance characteristics may vary by customer.

Information concerning non-IBM products was obtained from a supplier of these products, published announcement material, or other publicly available sources and does not constitute an endorsement of such products by IBM. Sources for non-IBM list prices and performance numbers are taken from publicly available information, including vendor announcements and vendor worldwide homepages. IBM has not tested these products and cannot confirm the accuracy of performance, capability, or any other claims related to non-IBM products. Questions on the capability of non-IBM products should be addressed to the supplier of those products.

All statements regarding IBM future direction and intent are subject to change or withdrawal without notice, and represent goals and objectives only. Contact your local IBM office or IBM authorized reseller for the full text of the specific Statement of Direction.

Some information addresses anticipated future capabilities. Such information is not intended as a definitive statement of a commitment to specific levels of performance, function or delivery schedules with respect to any future products. Such commitments are only made in IBM product announcements. The information is presented here to communicate IBM's current investment and development activities as a good faith effort to help with our customers' future planning.

Performance is based on measurements and projections using standard IBM benchmarks in a controlled environment. The actual throughput or performance that any user will experience will vary depending upon considerations such as the amount of multiprogramming in the user's job stream, the I/O configuration, the storage configuration, and the workload processed. Therefore, no assurance can be given that an individual user will achieve throughput or performance improvements equivalent to the ratios stated here.

Photographs shown are of engineering prototypes. Changes may be incorporated in production models.