



System i
Database
SQL call level interface

Version 6 Release 1





System i
Database
SQL call level interface

Version 6 Release 1

Note

Before using this information and the product it supports, read the information in “Notices,” on page 315.

This edition applies to version 6, release 1, modification 0 of IBM i5/OS (product number 5761-SS1) and to all subsequent releases and modifications until otherwise indicated in new editions. This version does not run on all reduced instruction set computer (RISC) models nor does it run on CISC models.

© **Copyright International Business Machines Corporation 1999, 2008.**

US Government Users Restricted Rights – Use, duplication or disclosure restricted by GSA ADP Schedule Contract with IBM Corp.

Contents

SQL call level interface 1

What's new for V6R1	1
PDF file for SQL call level interface	4
Getting started with DB2 for i5/OS CLI	4
Differences between DB2 for i5/OS CLI and embedded SQL	4
Advantages of using DB2 for i5/OS CLI instead of embedded SQL	7
Deciding between DB2 for i5/OS CLI, dynamic SQL, and static SQL	7
Writing a DB2 for i5/OS CLI application	8
Initialization and termination tasks in a DB2 for i5/OS CLI application	9
Transaction processing task in a DB2 for i5/OS CLI application	11
Diagnostics in a DB2 for i5/OS CLI application	17
Data types and data conversion in DB2 for i5/OS CLI functions	18
Working with string arguments in DB2 for i5/OS CLI functions	20
DB2 for i5/OS CLI functions	21
Categories of DB2 for i5/OS CLIs	22
SQLAllocConnect - Allocate connection handle	25
SQLAllocEnv - Allocate environment handle	28
SQLAllocHandle - Allocate handle	31
SQLAllocStmt - Allocate a statement handle	32
SQLBindCol - Bind a column to an application variable	34
SQLBindFileToCol - Bind LOB file reference to LOB column	39
SQLBindFileToParam - Bind LOB file reference to LOB parameter	42
SQLBindParam - Bind a buffer to a parameter marker	45
SQLBindParameter - Bind a parameter marker to a buffer	50
SQLCancel - Cancel statement	58
SQLCloseCursor - Close cursor statement	59
SQLColAttribute - Return a column attribute	60
SQLColAttributes - Obtain column attributes	65
SQLColumnPrivileges - Get privileges associated with the columns of a table	66
SQLColumns - Get column information for a table	69
SQLConnect - Connect to a data source	73
SQLCopyDesc - Copy description statement	76
SQLDataSources - Get list of data sources	77
SQLDescribeCol - Describe column attributes	81
SQLDescribeParam - Return description of a parameter marker	85
SQLDisconnect - Disconnect from a data source	87
SQLDriverConnect - (Expanded) Connect to a data source	89
SQLEndTran - Commit or roll back a transaction	93
SQLError - Retrieve error information	95
SQLExecDirect - Execute a statement directly	98

SQLExecute - Execute a statement	100
SQLExtendedFetch - Fetch array of rows	102
SQLFetch - Fetch next row	104
SQLFetchScroll - Fetch from a scrollable cursor	110
SQLForeignKeys - Get the list of foreign key columns	112
SQLFreeConnect - Free connection handle	117
SQLFreeEnv - Free environment handle	118
SQLFreeHandle - Free a handle	119
SQLFreeStmt - Free (or reset) a statement handle	120
SQLGetCol - Retrieve one column of a row of the result set	122
SQLGetConnectAttr - Get the value of a connection attribute	128
SQLGetConnectOption - Return current setting of a connect option	129
SQLGetCursorName - Get cursor name	131
SQLGetData - Get data from a column	135
SQLGetDescField - Get descriptor field	136
SQLGetDescRec - Get descriptor record	139
SQLGetDiagField - Return diagnostic information (extensible)	141
SQLGetDiagRec - Return diagnostic information (concise)	144
SQLGetEnvAttr - Return current setting of an environment attribute	147
SQLGetFunctions - Get functions	148
SQLGetInfo - Get general information	151
SQLGetLength - Retrieve length of a string value	163
SQLGetPosition - Return starting position of string	165
SQLGetStmtAttr - Get the value of a statement attribute	168
SQLGetStmtOption - Return current setting of a statement option	170
SQLGetSubString - Retrieve portion of a string value	172
SQLGetTypeInfo - Get data type information	175
SQLLanguages - Get SQL dialect or conformance information	180
SQLMoreResults - Determine whether there are more result sets	182
SQLNativeSql - Get native SQL text	184
SQLNextResult - Process the next result set	186
SQLNumParams - Get number of parameters in an SQL statement	188
SQLNumResultCols - Get number of result columns	190
SQLParamData - Get next parameter for which a data value is needed	192
SQLParamOptions - Specify an input array for a parameter	194
SQLPrepare - Prepare a statement	196
SQLPrimaryKeys - Get primary key columns of a table	200

SQLProcedureColumns - Get input/output parameter information for a procedure	202	SQLTransact - Commit or roll back transaction	262
SQLProcedures - Get list of procedure names	208	DB2 for i5/OS CLI include file	263
SQLPutData - Pass data value for a parameter	211	Running DB2 for i5/OS CLI in server mode	298
SQLReleaseEnv - Release all environment resources	213	Starting DB2 for i5/OS CLI in SQL server mode	298
SQLRowCount - Get row count	214	Restrictions for running DB2 for i5/OS CLI in server mode.	298
SQLSetConnectAttr - Set a connection attribute	216	Unicode in DB2 CLI	299
SQLSetConnectOption - Set connection option	226	Examples: DB2 for i5/OS CLI applications	301
SQLSetCursorName - Set cursor name	228	Example: Embedded SQL and the equivalent DB2 for i5/OS CLI function calls	301
SQLSetDescField - Set a descriptor field	230	Example: Using the CLI XA transaction connection attributes	304
SQLSetDescRec - Set a descriptor record	232	Example: Interactive SQL and the equivalent DB2 for i5/OS CLI function calls	307
SQLSetEnvAttr - Set environment attribute	234	Appendix. Notices 315	
SQLSetParam - Set parameter	239	Programming interface information	317
SQLSetStmtAttr - Set a statement attribute.	240	Trademarks	317
SQLSetStmtOption - Set statement option	246	Terms and conditions.	317
SQLSpecialColumns - Get special (row identifier) columns	248	Index 319	
SQLStatistics - Get index and statistics information for a base table	252		
SQLTablePrivileges - Get privileges associated with a table	256		
SQLTables - Get table information	259		

SQL call level interface

DB2® for i5/OS® call level interface (CLI) is a callable Structured Query Language (SQL) programming interface that is supported in all DB2 environments.

A *callable SQL interface* is a WinSock application programming interface (API) for database access that uses function calls to start dynamic SQL statements.

DB2 for i5/OS CLI is an alternative to embedded dynamic SQL. The important difference between embedded dynamic SQL and DB2 for i5/OS CLI is how the SQL statements are started. On the i5/OS operating system, this interface is available to any of the Integrated Language Environment® (ILE) languages.

DB2 for i5/OS CLI also provides full Level 1 Microsoft® Open Database Connectivity (ODBC) support, plus many Level 2 functions. For the most part, ODBC is a superset of the American National Standards Institute (ANSI) and ISO SQL CLI standard.

Note: By using the code examples, you agree to the terms of the “Code license and disclaimer information” on page 313.

What’s new for V6R1

Read about new or significantly changed information for the SQL call level interface topic collection.

- DB2 CLI’s internal workspace limits have been increased in V6R1. This allows applications to run with a greater number of active handles than previous releases.
- Support for extended indicators was added through a new connection attribute. See the attribute `SQL_ATTR_EXTENDED_INDICATORS` under the API `SQLSetConnectAttr()` for more information.
- Support for new connection attributes which specify client information special register values, has been provided. See the new attributes under `API SQLSetConnectAttr()`.
- CLI applications can now explicitly free locators by using the new connection attribute, `SQL_ATTR_FREE_LOCATORS`, provided by the API `SQLSetConnectAttr()`.
- The decimal floating point data type is now supported in DB2 CLI. Support for changing a decimal floating point’s rounding mode is also part of V6R1.
- DB2 CLI now allows cursor names of up to 128 bytes, to be specified on the `SQLSetCursorName()` API.
- DB2 CLI added full Unicode support in V6R1. This is provided through the Wide API’s. More information about this support can be found in the article “Unicode in DB2 CLI” on page 299.
- New statement attributes provide additional information for setting and retrieving blocking information. These attributes can be found under the `SQLSetStmtAttr()` API.

The following APIs are changed in this release:

- “SQLBindCol - Bind a column to an application variable” on page 34
- “SQLBindParam - Bind a buffer to a parameter marker” on page 45
- “SQLBindParameter - Bind a parameter marker to a buffer” on page 50
- “SQLColumns - Get column information for a table” on page 69
- “SQLForeignKeys - Get the list of foreign key columns” on page 112
- “SQLGetCol - Retrieve one column of a row of the result set” on page 122
- “SQLGetTypeInfo - Get data type information” on page 175
- “SQLPrimaryKeys - Get primary key columns of a table” on page 200
- “SQLProcedureColumns - Get input/output parameter information for a procedure” on page 202

SQL CLI

- “SQLProcedures - Get list of procedure names” on page 208
- “SQLSetConnectAttr - Set a connection attribute” on page 216
- “SQLSetCursorName - Set cursor name” on page 228
- “SQLSpecialColumns - Get special (row identifier) columns” on page 248
- “SQLStatistics - Get index and statistics information for a base table” on page 252
- “SQLTables - Get table information” on page 259

Compatibility changes

Changes to the internal implementation of the CLI metadata functions were made. These changes were made for compatibility with other DB2 CLI implementations and affect some of the result set information returned for these functions. The list of affected APIs, their affected result columns, and the behavior change are listed in the table below. To revert to using the old metadata implementation, set the SQLSetConnectAttr() API's connection attribute SQL_ATTR_OLD_METADATA_BEHAVIOR to SQL_TRUE.

Table 1. Compatibility changes

CLI API	Result set column	Changed behavior
SQLColumns	COLUMN_SIZE (column 7)	The result set column returns a name of COLUMN_SIZE instead of LENGTH_PRECISION.
SQLColumns	DECIMAL_DIGITS (column 9)	The result set column returns a name of DECIMAL_DIGITS instead of NUM_SCALE.
SQLColumns	SQL_DATA_TYPE (column 14)	The result set column returns a name of SQL_DATA_TYPE with a data type of SMALLINT instead of DATETIME_CODE with a data type of INTEGER. The DATETIME_CODE result set column is now returned in column 15, SQL_DATETIME_SUB.
SQLColumns	SQL_DATETIME_SUB (column 15)	The result set column returns a name of SQL_DATETIME_SUB with a data type of SMALLINT instead of CHAR_OCTET_LENGTH with a data type of INTEGER. The CHAR_OCTET_LENGTH result set column is now returned in column 16, CHAR_OCTET_LENGTH.
SQLColumns	CHAR_OCTET_LENGTH (column 16)	The CHAR_OCTET_LENGTH result set column is returned instead of result set column ORDINAL_POSITION. The ORDINAL_POSITION column is now returned in column 17.
SQLColumns	ORDINAL_POSITION (column 17)	This is a new result set column. It is defined as an INTEGER. ORDINAL_POSITION was defined previously as column 16.
SQLColumns	IS_NULLABLE (column 18)	This is a new result set column. It is defined as a VARCHAR.
SQLForeignKeys	KEY_SEQ (column 9)	The result set column returns a name of KEY_SEQ instead of ORDINAL_POSITION.



Table 1. Compatibility changes (continued)

CLI API	Result set column	Changed behavior
SQLForeignKeys	DEFERRABILITY (column 14)	This is a new result set column. It is defined as a SMALLINT.
SQLGetTypeInfo	AUTO_UNIQUE_VALUE (column 12)	The result set column returns a name of AUTO_UNIQUE_VALUE instead of AUTO_INCREMENT.
SQLPrimaryKeys	KEY_SEQ (column 5)	The result set column returns a name of KEY_SEQ instead of ORDINAL_POSITION.
SQLProcedureColumns	COLUMN_TYPE (column 5)	The result set data type is returned as SMALLINT instead of INTEGER.
SQLProcedureColumns	DATA_TYPE (column 6)	The result set data type is returned as SMALLINT instead of INTEGER.
SQLProcedureColumns	COLUMN_SIZE (column 8)	The result set column returns a name of COLUMN_SIZE instead of NUMERIC_PRECISION.
SQLProcedureColumns	BUFFER_LENGTH (column 9)	The result set column returns a name of BUFFER_LENGTH instead of LENGTH.
SQLProcedureColumns	DECIMAL_DIGITS (column 10)	The result set column returns a name of DECIMAL_DIGITS with a data type of SMALLINT instead of NUMERIC_SCALE with a data type of INTEGER.
SQLProcedureColumns	NUM_PREC_RADIX (column 11)	The result set data type is returned as SMALLINT instead of INTEGER.
SQLProcedureColumns	NULLABLE (column 12)	The result set data type is returned as SMALLINT instead of VARCHAR.
SQLProcedureColumns	COLUMN_DEF (column 14)	The result set data type is returned as VARCHAR instead of INTEGER.
SQLProcedureColumns	SQL_DATA_TYPE (column 15)	The result set data type is returned as SMALLINT instead of INTEGER.
SQLProcedureColumns	SQL_DATETIME_SUB (column 16)	The result set data type is returned as SMALLINT instead of INTEGER.
SQLProcedures	PROCEDURE_TYPE (column 8)	This is a new result set column. It is defined as a SMALLINT.
SQLSpecialColumns	COLUMN_SIZE (column 5)	The result set column returns a name of COLUMN_SIZE instead of LENGTH_PRECISION.
SQLSpecialColumns	DECIMAL_DIGITS (column 7)	The result set column returns a name of DECIMAL_DIGITS instead of SCALE.
SQLStatistics	ASC_OR_DESC (column 10)	The result set column returns a name of ASC_OR_DESC instead of COLLATION.
SQLStatistics	FILTER_CONDITION (column 13)	This is a new result set column. It is defined as a VARCHAR.
SQLTables	TABLE_TYPE (column 4)	The result set data type is returned as VARCHAR instead of CHAR.

SQL CLI

How to see what's new or changed

To help you see where technical changes have been made, this information uses:

- The  image to mark where new or changed information begins.
- The  image to mark where new or changed information ends.

In PDF files, you might see revision bars (|) in the left margin of new and changed information.

To find other information about what's new or changed this release, see the Memo to users.

PDF file for SQL call level interface

You can view and print a PDF file of this information.

To view or download the PDF version of this document, select SQL call level interface (about 2980 KB).

Saving PDF files

To save a PDF on your workstation for viewing or printing:

1. Right-click the PDF link in your browser.
2. Click the option that saves the PDF locally.
3. Navigate to the directory in which you want to save the PDF.
4. Click **Save**.

Downloading Adobe® Reader

You need Adobe Reader installed on your system to view or print these PDFs. You can download a free copy from the Adobe Web site (www.adobe.com/products/acrobat/readstep.html).

Getting started with DB2 for i5/OS CLI


To get started with DB2 for i5/OS call level interface (CLI), you must know the basics of DB2 for i5/OS CLI, how it compares to embedded SQL, and how to select the best interface for your programming needs.

It is important to understand what DB2 for i5/OS CLI, or any callable SQL interface, is based on, and compare it with existing interfaces.

ISO standard 9075:1999 – Database Language SQL Part 3: Call-Level Interface provides the standard definition of CLI. The goal of this interface is to increase the portability of applications by enabling them to become independent of any one database server.

ODBC provides a Driver Manager for Windows®, which offers a central point of control for each ODBC driver (a dynamic link library (DLL) that implements ODBC function calls and interacts with a specific Database Management System (DBMS)).

Where to find answers to additional DB2 for i5/OS CLI questions

An FAQ, which elaborates on some items discussed in this topic collection, is available on the IBM® DB2 for i5/OS Web site .

Differences between DB2 for i5/OS CLI and embedded SQL

DB2 for i5/OS call level interface (CLI) and embedded SQL differ in many ways.

An application that uses an embedded SQL interface requires a precompiler to convert the SQL statements into code. Code is compiled, bound to the database, and processed. In contrast, a DB2 for i5/OS CLI application does not require precompilation or binding, but instead uses a standard set of functions to run SQL statements and related services at run time.

This difference is important because, traditionally, precompilers have been specific to a database product, which effectively ties your applications to that product. DB2 for i5/OS CLI enables you to write portable applications that are independent of any particular database product. This independence means that a DB2 for i5/OS CLI application does not need to be recompiled or rebound to access-different database products. An application selects the appropriate database products at run time.

DB2 for i5/OS CLI and embedded SQL also differ in the following ways:

- DB2 for i5/OS CLI does not require the explicit declaration of cursors. DB2 for i5/OS CLI generates them as needed. The application can then use the generated cursor in the normal cursor fetch model for multiple row SELECT statements and positioned UPDATE and DELETE statements.
- The OPEN statement is not necessary in DB2 for i5/OS CLI. Instead, the processing of a SELECT automatically causes a cursor to be opened.
- Unlike embedded SQL, DB2 for i5/OS CLI allows the use of parameter markers on the equivalent of the EXECUTE IMMEDIATE statement (the SQLExecDirect() function).
- A COMMIT or ROLLBACK in DB2 for i5/OS CLI is issued through the SQLTransact() or SQLEndTran() function call rather than by passing it as an SQL statement.
- DB2 for i5/OS CLI manages statement-related information on behalf of the application, and provides a *statement handle* to refer to it as an abstract object. This handle avoids the need for the application to use product-specific data structures.
- Similar to the statement handle, the *environment handle* and *connection handle* provide a means to refer to all global variables and connection specific information.
- DB2 for i5/OS CLI uses the SQLSTATE values defined by the X/Open SQL CAE specification. Although the format and many of the values are consistent with values that are used by the IBM relational database products, there are differences.

Despite these differences, there is an important common concept between embedded SQL and DB2 for i5/OS CLI:

- DB2 for i5/OS CLI can process any SQL statement that can be prepared dynamically in embedded SQL. This is guaranteed because DB2 for i5/OS CLI does not actually process the SQL statement itself, but passes it to the Database Management System (DBMS) for dynamic processing.

Table 2 lists each SQL statement, and whether it can be processed using DB2 for i5/OS CLI.

Table 2. SQL statements

SQL statement	Dyn ¹	CLI ³
ALLOCATE DESCRIPTOR		
ALTER PROCEDURE	X	
ALTER SEQUENCE	X	
ALTER TABLE	X	X
BEGIN DECLARE SECTION ²		
CALL	X	X
CLOSE		SQLFreeStmt()
COMMENT ON	X	X
COMMIT	X	SQLTransact(), SQLEndTran()
CONNECT (Type 1)		SQLConnect()

SQL CLI

Table 2. SQL statements (continued)

	SQL statement	Dyn ¹	CLI ³
	CONNECT (Type 2)		SQLConnect()
I	CREATE ALIAS	X	
I	CREATE FUNCTION	X	
	CREATE INDEX	X	X
I	CREATE PROCEDURE	X	
I	CREATE SCHEMA	X	
I	CREATE SEQUENCE	X	
	CREATE TABLE	X	X
I	CREATE TRIGGER	X	
I	CREATE TYPE	X	
	CREATE VIEW	X	X
I	DEALLOCATE DESCRIPTOR		
	DECLARE CURSOR ^b		SQLAllocStmt()
I	DECLARE GLOBAL TEMPORARY TABLE	X	
	DELETE	X	X
I	DESCRIBE		SQLDescribeCol(), SQLColAttribute()
	DISCONNECT		SQLDisconnect()
	DROP	X	X
	END DECLARE SECTION ^b		
	EXECUTE		SQLExecute()
	EXECUTE IMMEDIATE		SQLExecDirect()
	FETCH		SQLFetch()
I	FREE LOCATOR	X	
I	GET DESCRIPTOR		
I	GET DIAGNOSTICS		
	GRANT	X	X
I	HOLD LOCATOR	X	
	INCLUDE ^b		
	INSERT	X	X
I	LABEL	X	
	LOCK TABLE	X	X
	OPEN		SQLExecute(), SQLExecDirect()
	PREPARE		SQLPrepare()
I	REFRESH TABLE	X	
	RELEASE		SQLDisconnect()
I	RELEASE SAVEPOINT	X	
I	RENAME	X	
	REVOKE	X	X
	ROLLBACK	X	SQLTransact(), SQLEndTran()
I	SAVEPOINT	X	

Table 2. SQL statements (continued)

SQL statement	Dyn ¹	CLI ³
SELECT	X	X
SET CONNECTION		
I SET CURRENT DEBUG MODE	X	
I SET CURRENT DEGREE	X	
I SET DESCRIPTOR		
I SET ENCRYPTION PASSWORD	X	
I SET PATH	X	
I SET SCHEMA	X	
I SET SESSION AUTHORIZATION	X	
I SET RESULT SETS		
I SET TRANSACTION	X	
I SIGNAL		
UPDATE	X	X
I VALUES INTO	X	
WHENEVER ²		
Notes:		
¹	Dyn stands for dynamic. All statements in this list can be coded as static SQL, but only those marked with X can be coded as dynamic SQL.	
²	This is a non-executable statement.	
³	An X indicates that this statement can be processed using either <code>SQLExecDirect()</code> or <code>SQLPrepare()</code> and <code>SQLExecute()</code> . If there is an equivalent DB2 for i5/OS CLI function, the function name is listed.	

Each DBMS might have additional statements that can be dynamically prepared, in which case DB2 for i5/OS CLI passes them to the DBMS. There is one exception, COMMIT and ROLLBACK can be dynamically prepared by some DBMSs but are not passed. Instead, the `SQLTransact()` or `SQLEndTran()` should be used to specify either COMMIT or ROLLBACK.

Advantages of using DB2 for i5/OS CLI instead of embedded SQL

The DB2 for i5/OS call level interface (CLI) has several key advantages over embedded SQL.

- It is ideally suited for a client-server environment, in which the target database is not known when the application is built. It provides a consistent interface for executing SQL statements, regardless of which database server to which the application is connected.
- It increases the portability of applications by removing the dependence on precompilers. Applications are distributed not as compiled applications or runtime libraries but as source code that is preprocessed for each database product.
- DB2 for i5/OS CLI applications do not need to be bound to each database to which they connect.
- DB2 for i5/OS CLI applications can connect to multiple databases simultaneously.
- DB2 for i5/OS CLI applications are not responsible for controlling global data areas, such as SQL communication area (SQLCA) and SQL descriptor area (SQLDA), as they are with embedded SQL applications. Instead, DB2 for i5/OS CLI allocates and controls the necessary data structures, and provides a *handle* for the application to refer to them.

Deciding between DB2 for i5/OS CLI, dynamic SQL, and static SQL

Which interfaces you choose depends on your application.

SQL CLI

DB2 for i5/OS call level interface (CLI) is ideally suited for query-based applications that require portability but not require the APIs or utilities offered by a particular Database Management System (DBMS) (for example, catalog database, backup, restore). This does not mean that using DB2 for i5/OS CLI calls DBMS-specific APIs from an application. It means that the application is no longer portable.

Another important consideration is the performance comparison between dynamic and static SQL. Dynamic SQL is prepared at run time, while static SQL is prepared at the precompile stage. Because preparing statements requires additional processing time, static SQL might be more efficient. If you choose static over dynamic SQL, then DB2 for i5/OS CLI is not an option.

In most cases the choice between either interface is open to personal preference. Your previous experience might make one alternative seem more intuitive than the other.

Writing a DB2 for i5/OS CLI application

A DB2 for i5/OS CLI application consists of a set of tasks; each task consists of a set of discrete steps. Other tasks might occur throughout the application when it runs. The application calls one or more DB2 for i5/OS CLI functions to carry out each of these tasks.

Every DB2 for i5/OS CLI application contains the three main tasks that are shown in the following figure. If the functions are not called in the sequence that is shown in the figure, an error results.

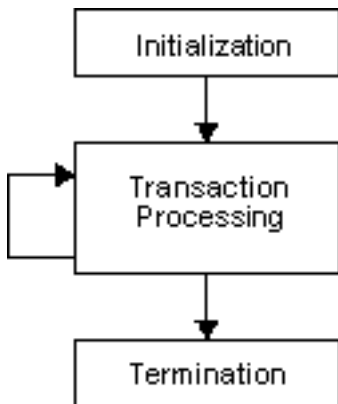


Figure 1. Conceptual view of a DB2 for i5/OS CLI application

The *initialization* task allocates and initializes resources in preparation for the main *Transaction Processing* task.

The *transaction processing* task, the main task of the application, passes queries and modifications to the SQL to DB2 for i5/OS CLI.

The *termination* task frees allocated resources. The resources generally consist of data areas that are identified by unique handles. After freeing the resources, other tasks can use these handles.

In addition to the three central tasks that control a DB2 for i5/OS CLI application, there are numerous *general* tasks, such as diagnostic message handlers, throughout an application.

See “Categories of DB2 for i5/OS CLIs” on page 22 for an overview of how the CLI functions fit into these key task areas.

Related concepts

“DB2 for i5/OS CLI functions” on page 21

These DB2 for i5/OS call level interface APIs are available for database access on the i5/OS operating system. Each of the DB2 for i5/OS CLI function descriptions is presented in a consistent format.

Initialization and termination tasks in a DB2 for i5/OS CLI application

The initialization task allocates and initializes environment handles and connection handles.

The following figure shows the function call sequences for both the initialization and termination tasks. The transaction processing task in the middle of the diagram is shown in “Transaction processing task in a DB2 for i5/OS CLI application” on page 11.

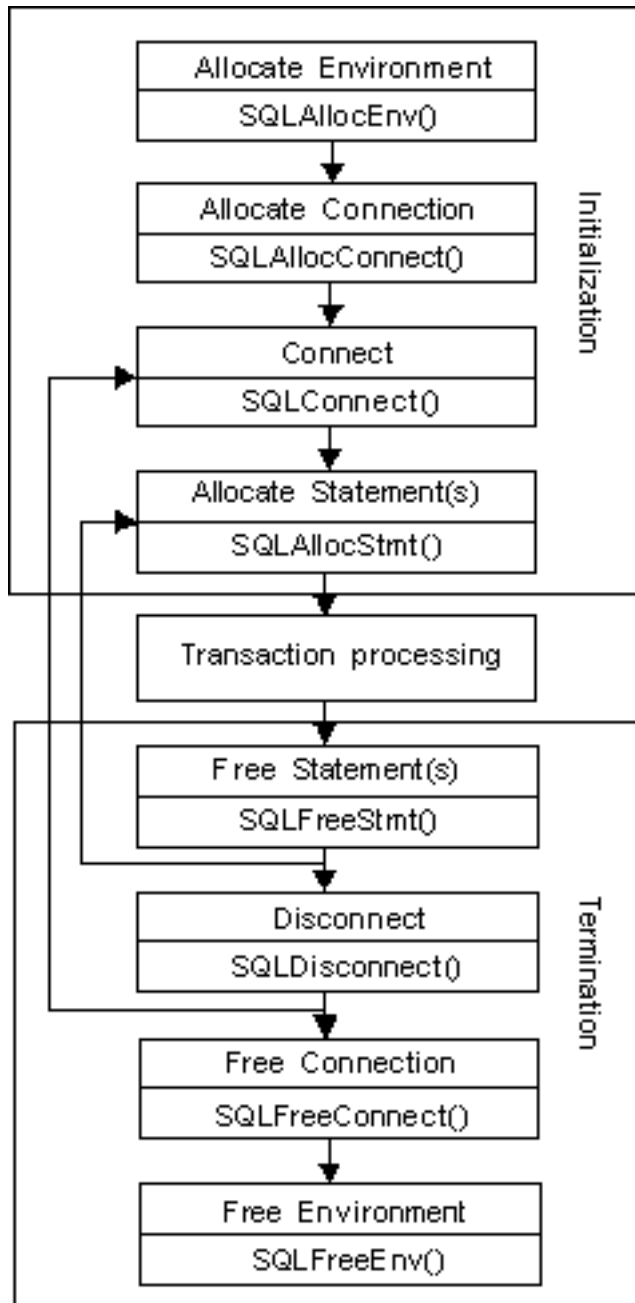


Figure 2. Conceptual view of initialization and termination tasks

SQL CLI

The termination task frees handles. A handle is a variable that refers to a data object that is controlled by call level interface (CLI). Using handles frees the application from having to allocate and manage global variables or data structures, such as the SQL descriptor area (SQLDA), or SQL communication area (SQLCA) used in embedded SQL interfaces for IBM Database Management Systems (DBMSs). An application then passes the appropriate handle when it calls other DB2 for i5/OS CLI functions. Here are the types of handles:

Environment handle

The environment handle refers to the data object that contains global information regarding the state of the application. This handle is allocated by calling `SQLAllocEnv()`, and freed by calling `SQLFreeEnv()`. An environment handle must be allocated before a connection handle can be allocated. Only one environment handle can be allocated per application.

Connection handle

A connection handle refers to a data object that contains information that is associated with a connection that is managed by DB2 for i5/OS CLI. This includes general status information, transaction status, and diagnostic information. Each connection handle is allocated by calling `SQLAllocConnect()` and freed by calling `SQLFreeConnect()`. An application must allocate a connection handle for each connection to a database server.

Statement handle

Statement handles are discussed in "Transaction processing task in a DB2 for i5/OS CLI application" on page 11.

Example: Initialization and connection in a DB2 for i5/OS CLI application

This example shows how initialization and connection work in a DB2 for i5/OS call level interface (CLI) application.

Note: By using the code examples, you agree to the terms of the "Code license and disclaimer information" on page 313.

```
/******  
** file = basiccon.c  
** - demonstrate basic connection to two datasources.  
** - error handling ignored for simplicity  
**  
** Functions used:  
**  
**   SQLAllocConnect  SQLDisconnect  
**   SQLAllocEnv     SQLFreeConnect  
**   SQLConnect      SQLFreeEnv  
**  
**  
*****/  
  
#include <stdio.h>  
#include <stdlib.h>  
#include "sqlcli.h"  
  
int  
connect(SQLHENV henv,  
        SQLHDBC * hdbc);  
  
#define MAX_DSN_LENGTH 18  
#define MAX_UID_LENGTH 10  
#define MAX_PWD_LENGTH 10  
#define MAX_CONNECTIONS 5  
  
int  
main()  
{  
    SQLHENV     henv;  
    SQLHDBC     hdbc[MAX_CONNECTIONS];
```



```

/* allocate an environment handle */
SQLAllocEnv(&henv);

/* Connect to first data source */
connect(henv, &hdbc[0]);

/* Connect to second data source */
connect(henv, &hdbc[1]);

/***** Start Processing Step *****/
/* allocate statement handle, execute statement, and so forth */
/***** End Processing Step *****/

printf("\nDisconnecting ....\n");
SQLDisconnect(hdbc[0]); /* disconnect first connection */
SQLDisconnect(hdbc[1]); /* disconnect second connection */
SQLFreeConnect(hdbc[0]); /* free first connection handle */
SQLFreeConnect(hdbc[1]); /* free second connection handle */
SQLFreeEnv(henv); /* free environment handle */

return (SQL_SUCCESS);
}

/*****
** connect - Prompt for connect options and connect **
*****/

int
connect(SQLHENV henv,
        SQLHDBC * hdbc)
{
    SQLRETURN rc;
    SQLCHAR server[MAX_DSN_LENGTH + 1], uid[MAX_UID_LENGTH + 1],
pwd[MAX_PWD_LENGTH
+ 1];
    SQLCHAR buffer[255];
    SQLSMALLINT outlen;

    printf("Enter Server Name:\n");
    gets((char *) server);
    printf("Enter User Name:\n");
    gets((char *) uid);
    printf("Enter Password Name:\n");
    gets((char *) pwd);

    SQLAllocConnect(henv, hdbc); /* allocate a connection handle */

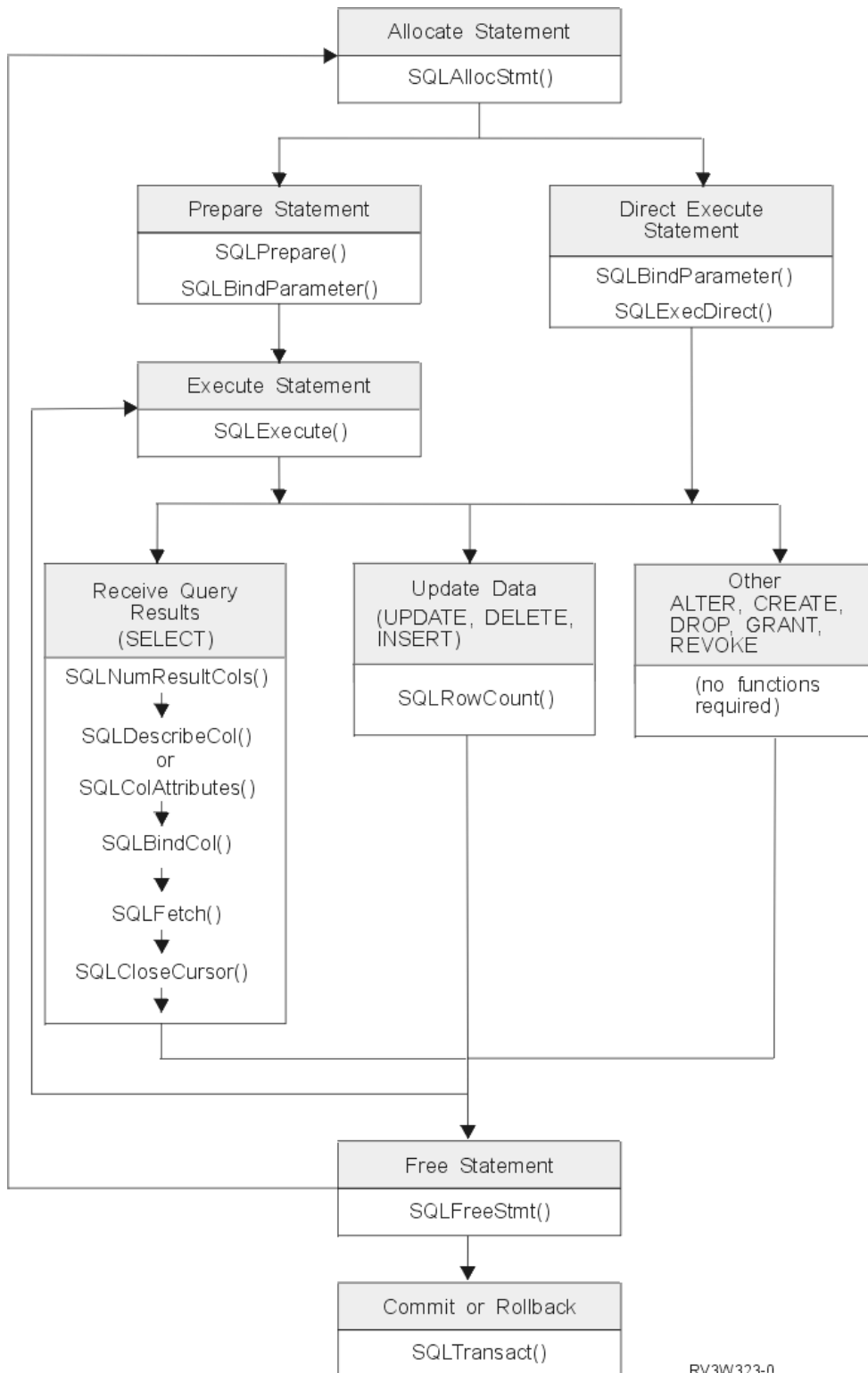
    rc = SQLConnect(*hdbc, server, SQL_NTS, uid, SQL_NTS, pwd, SQL_NTS);
    if (rc != SQL_SUCCESS) {
        printf("Error while connecting to database\n");
        return (SQL_ERROR);
    } else {
        printf("Successful Connect\n");
        return (SQL_SUCCESS);
    }
}

```

Transaction processing task in a DB2 for i5/OS CLI application

The figure shows the typical order of function calls in a DB2 for i5/OS call level interface (CLI) application. The figure does not show all functions or possible paths.

SQL CLI



RV3W323-0

Figure 3. Transaction processing

The figure shows the steps and the DB2 for i5/OS CLI functions in the transaction processing task. This task contains these steps:

1. "Allocating statement handles in a DB2 for i5/OS CLI application" on page 13

2. "Preparing and processing tasks in a DB2 for i5/OS CLI application"
3. "Processing results in a DB2 for i5/OS CLI application" on page 15
4. "Freeing statement handles in a DB2 for i5/OS CLI application" on page 16
5. "Committing or rolling back in a DB2 for i5/OS CLI application" on page 17

The function `SQLAllocStmt` is needed to obtain a statement handle that is used to process the SQL statement. There are two methods of statement processing that can be used. By using `SQLPrepare` and `SQLExecute`, the program can break the process into two steps. The function `SQLBindParameter` is used to bind program addresses to host variables used in the prepared SQL statement. The second method is the direct processing method in which `SQLPrepare` and `SQLExecute` are replaced by a single call to `SQLExecDirect`.

As soon as the statement is processed, the remaining processing depends on the type of SQL statement. For `SELECT` statements, the program uses functions like `SQLNumResultCols`, `SQLDescribeCol`, `SQLBindCol`, `SQLFetch`, and `SQLCloseCursor` to process the result set. For statements that update data, `SQLRowCount` can be used to determine the number of affected rows. For other types of SQL statements, the processing is complete after the statement is processed. `SQLFreeStmt` is then used in all cases to indicate that the handle is no longer needed.

Allocating statement handles in a DB2 for i5/OS CLI application

`SQLAllocStmt()` allocates a statement handle. A *statement handle* refers to the data object that contains information about an SQL statement that is managed by DB2 for i5/OS call level interface (CLI).

The information about an SQL statement that is managed by DB2 for i5/OS CLI includes dynamic arguments, cursor information, bindings for dynamic arguments and columns, result values, and status information (these are discussed later). Each statement handle is associated with a connection handle.

Allocate a statement handle to run a statement. You can concurrently allocate up to 160 000 handles. This applies to all types of handles, including descriptor handles that are implicitly allocated by the implementation code.

Preparing and processing tasks in a DB2 for i5/OS CLI application

After a statement handle has been allocated, there are two methods of specifying and running SQL statements.

1. Prepare, and then execute:
 - a. Call `SQLPrepare()` with an SQL statement as an argument.
 - b. Call `SQLSetParam()`, if the SQL statement contains *parameter markers*.
 - c. Call `SQLExecute()`.
2. Execute direct:
 - a. Call `SQLSetParam()`, if the SQL statement contains *parameter markers*.
 - b. Call `SQLExecDirect()` with an SQL statement as an argument.

The first method splits the preparation of the statement from the processing. This method is used when:

- The statement is processed repeatedly (typically with different parameter values). This avoids having to prepare the same statement more than once.
- The application requires information about the columns in the result set before statement processing.

The second method combines the preparation step and the processing step into one. This method is used when:

- The statement is processed once. This avoids having to call two functions to process the statement.
- The application does not require information about the columns in the result set before the statement is processed.

SQL CLI

Binding parameters in SQL statements in a DB2 for i5/OS call level interface (CLI) application

Both processing methods allow the use of parameter markers in place of an *expression* (or host variable in embedded SQL) in an SQL statement.

Parameter markers are represented by the '?' character and indicate the position in the SQL statement where the contents of application variables are to be substituted when the statement is processed. The markers are referenced sequentially, from left to right, starting at 1.

When an application variable is associated with a parameter marker, it is *bound* to the parameter marker. Binding is carried out by calling the `SQLSetParam()` function with:

- The number of the parameter marker
- A pointer to the application variable
- The SQL type of the parameter
- The data type and length of the variable

The application variable is called a *deferred* argument because only the pointer is passed when `SQLSetParam()` is called. No data is read from the variable until the statement is processed. This applies to both buffer arguments and arguments that indicate the length of the data in the buffer. Deferred arguments allow the application to modify the contents of the bound parameter variables, and repeat the processing of the statement with the new values.

When calling `SQLSetParam()`, it is possible to bind a variable of a different type from that required by the SQL statement. In this case DB2 for i5/OS CLI converts the contents of the bound variable to the correct type. For example, the SQL statement might require an integer value, but your application has a string representation of an integer. The string can be bound to the parameter, and DB2 for i5/OS CLI converts the string to an integer when you process the statement.

If the SQL statement uses parameter markers instead of expressions (or host variables in embedded SQL), you must bind the application variable to the parameter marker.

Related concepts

"Data types and data conversion in DB2 for i5/OS CLI functions" on page 18

The table shows all of the supported SQL types and their corresponding symbolic names. The symbolic names are used in `SQLBindParam()`, `SQLBindParameter()`, `SQLSetParam()`, `SQLBindCol()`, and `SQLGetData()` to indicate the data types of the arguments.

Related reference

"SQLPrepare - Prepare a statement" on page 196

`SQLPrepare()` associates an SQL statement with the input statement handle and sends the statement to the DBMS to be prepared. The application can reference this prepared statement by passing the statement handle to other functions.

"SQLSetParam - Set parameter" on page 239

`SQLSetParam()` has been deprecated and replaced by `SQLBindParameter()`. Although this version of DB2 for i5/OS CLI continues to support `SQLSetParam()`, it is recommended that you begin using `SQLBindParameter()` in your DB2 for i5/OS CLI programs so that they conform to the latest standards.

"SQLEExecute - Execute a statement" on page 100

`SQLEExecute()` runs a statement that was successfully prepared using `SQLPrepare()` once or multiple times. The statement is processed with the current values of any application variables that were bound to parameter markers by `SQLBindParam()`.

"SQLExecDirect - Execute a statement directly" on page 98

`SQLExecDirect()` directly runs the specified SQL statement. The statement can only be processed once. Also, the connected database server must be able to prepare the statement.

Processing results in a DB2 for i5/OS CLI application

The next step after the statement has been processed depends on the type of SQL statement.

Processing SELECT statements in a DB2 for i5/OS CLI application:

If the statement is SELECT, these steps are generally needed to retrieve each row of the result set.

1. Establish the structure of the result set, number of columns, column types and lengths.
2. Bind application variables to columns in order to receive the data.
3. Repeatedly fetch the next row of data, and receive it into the bound application variables.
Columns that were not previously bound can be retrieved by calling `SQLGetData()` after each successful fetch.

Note: Each of the above steps requires some diagnostic checks.

The first step requires analyzing the processed or prepared statement. If the SQL statement is generated by the application, this step is not necessary. This is because the application knows the structure of the result set and the data types of each column. If the SQL statement is generated (for example, entered by a user) at run time, the application needs to query:

- The number of columns
- The type of each column
- The names of each column in the result set

This information can be obtained by calling `SQLNumResultCols()` and `SQLDescribeCol()` (or `SQLColAttribute()`) after preparing the statement or after executing the statement.

The second step allows the application to retrieve column data directly into an application variable on the next call to `SQLFetch()`. For each column to be retrieved, the application calls `SQLBindCol()` to bind an application variable to a column in the result set. Similar to variables bound to parameter markers using `SQLSetParam()`, columns are bound using deferred arguments. This time the variables are output arguments, and data is written to them when `SQLFetch()` is called. `SQLGetData()` can also be used to retrieve data, so calling `SQLBindCol()` is optional.

The third step is to call `SQLFetch()` to fetch the first or next row of the result set. If any columns have been bound, the application variable is updated. If any data conversion is indicated by the data types specified on the call to `SQLBindCol`, the conversion occurs when `SQLFetch()` is called.

The last (optional) step is to call `SQLGetData()` to retrieve any columns that were not previously bound. All columns can be retrieved this way, provided they were not bound, or a combination of both methods can be used. `SQLGetData()` is also useful for retrieving variable length columns in smaller pieces, which cannot be done with bound columns. Data conversion can also be indicated here, as in `SQLBindCol()`.

Related concepts

“Data types and data conversion in DB2 for i5/OS CLI functions” on page 18

The table shows all of the supported SQL types and their corresponding symbolic names. The symbolic names are used in `SQLBindParam()`, `SQLBindParameter()`, `SQLSetParam()`, `SQLBindCol()`, and `SQLGetData()` to indicate the data types of the arguments.

Related reference

“SQLBindCol - Bind a column to an application variable” on page 34

`SQLBindCol()` is used to associate (bind) columns in a result set to application variables (storage buffers) for all data types. Data is transferred from the Database Management System (DBMS) to the application when `SQLFetch()` is called.

SQL CLI

“SQLColAttribute - Return a column attribute” on page 60

SQLColAttribute() obtains an attribute for a column of the result set, and is also used to determine the number of columns. SQLColAttribute() is a more extensible alternative to the SQLDescribeCol() function.

“SQLDescribeCol - Describe column attributes” on page 81

SQLDescribeCol() returns the result descriptor information (column name, type, precision) for the indicated column in the result set generated by a SELECT statement.

“SQLFetch - Fetch next row” on page 104

SQLFetch() advances the cursor to the next row of the result set, and retrieves any bound columns.

“SQLGetData - Get data from a column” on page 135

SQLGetData() retrieves data for a single column in the current row of the result set. This is an alternative to SQLBindCol(), which transfers data directly into application variables on a call to SQLFetch(). SQLGetData() can also be used to retrieve large character-based data in pieces.

“SQLNumResultCols - Get number of result columns” on page 190

SQLNumResultCols() returns the number of columns in the result set associated with the input statement handle.

Processing UPDATE, DELETE, and INSERT statements in a DB2 for i5/OS CLI application:

If the statement modifies data (UPDATE, DELETE, or INSERT), no action is required other than the normal check for diagnostic messages. In this case, SQLRowCount() can be used to obtain the number of rows affected by the SQL statement.

If the SQL statement is a Positioned UPDATE or DELETE, it is necessary to use a *cursor*. A cursor is a moveable pointer to a row in the result table of a SELECT statement. In embedded SQL, cursors are used to retrieve, update or delete rows. When using DB2 for i5/OS CLI, it is not necessary to define a cursor, because one is generated automatically.

In the case of Positioned UPDATE or DELETE statements, you need to specify the name of the cursor within the SQL statement. You can either define your own cursor name using SQLSetCursorName(), or query the name of the generated cursor using SQLGetCursorName(). It is best to use the generated name, because all error messages refer to this name, and not the one defined by SQLSetCursorName().

Related reference

“SQLNumResultCols - Get number of result columns” on page 190

SQLNumResultCols() returns the number of columns in the result set associated with the input statement handle.

Processing other SQL statements in a DB2 for i5/OS CLI application:

If the statement neither queries nor modifies data, there is no further action other than the normal check for diagnostic messages.

Freeing statement handles in a DB2 for i5/OS CLI application

SQLFreeStmt() ends processing for a particular statement handle.

This function can be used to do one or more of the following tasks:

- Unbind all columns
- Unbind all parameters
- Close any cursors and discard the results
- Drop the statement handle, and release all associated resources

The statement handle can be reused provided it is not dropped.

Committing or rolling back in a DB2 for i5/OS CLI application

The last step for the transaction processing task is to either commit or roll back the transaction using `SQLTransact()`.

A *transaction* is a recoverable unit of work, or a group of SQL statements that can be treated as one atomic operation. This means that all the operations within the group are to be completed (committed) or undone (rolled back), as if they were a single operation.

When using DB2 for i5/OS call level interface (CLI), transactions are started implicitly with the first access to the database using `SQLPrepare()`, `SQLExecDirect()`, or `SQLGetTypeInfo()`. The transaction ends when you use `SQLTransact()` to either roll back or commit the transaction. This means that any SQL statements processed between these are treated as one unit of work.

When to call `SQLTransact()` in a DB2 for i5/OS CLI application:

If you want to decide when to end a transaction, consider this information.

- You can only commit or roll back the current transaction, so keep dependent statements within the same transaction.
- Various locks are held while you have an outstanding transaction. Ending the transaction releases the locks, and allows access to the data by other users. This is the case for all SQL statements, including `SELECT` statements.
- As soon as a transaction has successfully been committed or rolled back, it is fully recoverable from the system logs (this depends on the Database Management System (DBMS)). Open transactions are not recoverable.

Effects of calling `SQLTransact()` in a DB2 for i5/OS CLI application:

Here are some effects of calling `SQLTransact()` in a DB2 for i5/OS call level interface (CLI) application.

When a transaction ends:

- All statements must be prepared before they can be used again.
- Cursor names, bound parameters, and column bindings are maintained from one transaction to the next.
- All open cursors are closed.

Related reference

“`SQLTransact - Commit or roll back transaction`” on page 262

`SQLTransact()` commits or rolls back the current transaction in the connection.

Diagnostics in a DB2 for i5/OS CLI application

There are two levels of diagnostics for DB2 for i5/OS call level interface (CLI) functions.

- Return codes from a DB2 for i5/OS CLI application
- DB2 CLI `SQLSTATEs` (diagnostic messages)

Return codes from a DB2 for i5/OS CLI application

Possible return codes for DB2 for i5/OS call level interface (CLI) functions include `SQL_SUCCESS`, `SQL_SUCCESS_WITH_INFO`, `SQL_NO_DATA_FOUND`, `SQL_ERROR`, and `SQL_INVALID_HANDLE`.

Each function description in “DB2 for i5/OS CLI functions” on page 21 lists the possible codes returned for each function.

SQL CLI

Table 3. DB2 for i5/OS CLI function return codes

Return code	Value	Explanation
SQL_SUCCESS	0	The function is completed successfully, no additional SQLSTATE information available.
SQL_SUCCESS_WITH_INFO	1	The function is completed successfully, with a warning or other information. Call <code>SQLError()</code> to receive the SQLSTATE and any other error information. The SQLSTATE has a class of 01.
SQL_NO_DATA_FOUND	100	The function returned successfully, but no relevant data is found.
SQL_ERROR	-1	The function fails. Call <code>SQLError()</code> to receive the SQLSTATE and any other error information.
SQL_INVALID_HANDLE	-2	The function fails because an input handle is not valid (environment, connection or statement handle).
SQL_NEED_DATA	99	The application tries to run an SQL statement, but DB2 for i5/OS CLI lacks parameter data that the application indicates will be passed at run time.

DB2 for i5/OS CLI SQLSTATE values

Because different database servers often have different diagnostic message codes, DB2 for i5/OS call level interface (CLI) provides a standard set of *SQLSTATE values* that are defined by the X/Open SQL CAE specification. This allows consistent message handling across different database servers.

SQLSTATE values are alphanumeric strings of 5 characters (bytes) with a format of *ccsss*, where *cc* indicates class and *sss* indicates subclass. Any SQLSTATE that has a class of:

- 01, is a warning.
- HY, is generated by the CLI driver (either DB2 for i5/OS CLI or ODBC).

The `SQLError()` function also returns an error code if the code is generated by the system. When the application is connected to an IBM database server, the error code is `SQLCODE`. If the code is generated by DB2 for i5/OS CLI instead of on the system, the error code is set to `-99999`.

DB2 for i5/OS CLI SQLSTATE values include both additional IBM-defined SQLSTATE values that are returned by the database server, and DB2 for i5/OS CLI-defined SQLSTATE values for conditions that are not defined in the X/Open specification. This allows for the maximum amount of diagnostic information to be returned. When applications are run in Windows using ODBC, it is also possible to receive ODBC-defined SQLSTATE values.

Follow these guidelines for using SQLSTATE values within your application:

- Always check the function return code before calling `SQLError()` to determine if diagnostic information is available.
- Use the SQLSTATE values rather than the error code.
- To increase your application's portability, build dependencies only on the subset of DB2 for i5/OS CLI SQLSTATE values that are defined by the X/Open specification, and return the additional DB2 for i5/OS CLI SQLSTATE values as information only. (Dependencies refers to the application making logic flow decisions based on specific SQLSTATE values.)
- For maximum diagnostic information, return the text message along with the SQLSTATE (if applicable, the text message includes the IBM-defined SQLSTATE). It is also useful for the application to print out the name of the function that returned the error.

Data types and data conversion in DB2 for i5/OS CLI functions

The table shows all of the supported SQL types and their corresponding symbolic names. The symbolic names are used in `SQLBindParam()`, `SQLBindParameter()`, `SQLSetParam()`, `SQLBindCol()`, and `SQLGetData()` to indicate the data types of the arguments.

Each column is described as follows:

SQL type

This column contains the SQL data type as it appears in an SQL statement. The SQL data types are dependent on the Database Management System (DBMS).

SQL symbolic

This column contains an SQL symbolic name that is defined (in `sqlcli.h`) as an integer value. This value is used by various functions to identify an SQL data type in the first column.

Table 4. SQL data types and SQL symbolic names

SQL type	SQL symbolic
BIGINT	SQL_BIGINT
BINARY	SQL_BINARY
BLOB	SQL_BLOB
CHAR	SQL_CHAR, SQL_WCHAR ¹
CLOB	SQL_CLOB
DATE	SQL_DATE
DBCLOB	SQL_DBCLOB
DECFLOAT(7) ²	SQL_DECFLOAT
DECFLOAT(16)	SQL_DECFLOAT
DECFLOAT(34)	SQL_DECFLOAT
DECIMAL	SQL_DECIMAL
DOUBLE	SQL_DOUBLE
FLOAT	SQL_FLOAT
GRAPHIC	SQL_GRAPHIC
INTEGER	SQL_INTEGER
NUMERIC	SQL_NUMERIC
REAL	SQL_REAL
SMALLINT	SQL_SMALLINT
TIME	SQL_TIME
TIMESTAMP	SQL_TIMESTAMP
VARBINARY	SQL_VARBINARY
VARCHAR	SQL_VARCHAR, SQL_WVARCHAR ¹
VARGRAPHIC	SQL_VARGRAPHIC
¹	SQL_WCHAR and SQL_WVARCHAR can be used to indicate Unicode data.
²	Note that there is no DECFLOAT(7) data type. However, DB2 will accept this data type from applications.

Other C data types in DB2 for i5/OS CLI functions

As well as the data types that map to SQL data types, there are also C symbolic types used for other function arguments, such as pointers and handles.

Table 5. Generic data types and actual C data types

Symbolic type	Actual C type	Typical usage
SQLHDBC	long int	Handle referencing database connection information.
SQLHENV	long int	Handle referencing environment information.
SQLHSTMT	long int	Handle referencing statement information.

SQL CLI

Table 5. Generic data types and actual C data types (continued)

Symbolic type	Actual C type	Typical usage
SQLPOINTER	void *	Pointers to storage for data and parameters.
SQLRETURN	long int	Return code from DB2 for i5/OS CLI functions.

Data conversion in DB2 for i5/OS CLI functions

DB2 for i5/OS call level interface (CLI) manages the transfer and any required conversion of data between the application and the Database Management System (DBMS).

Before the data transfer actually takes place, the source, target or both data types are indicated when calling `SQLBindParam()`, `SQLBindParameter()`, `SQLSetParam()`, `SQLBindCol()` or `SQLGetData()`. These functions use the symbolic type names shown in Table 4 on page 19, to identify the data types involved. See “SQLFetch - Fetch next row” on page 104, or “SQLGetCol - Retrieve one column of a row of the result set” on page 122 for examples of the functions that use the symbolic data types.

For a list of supported data type conversions in DB2 for i5/OS CLI, see the data type compatibility table in Assignments and comparisons. Other conversions can be achieved by using SQL scalar functions or the SQL CAST function in the SQL syntax of the statement being processed.

The functions mentioned in the previous paragraph can be used to convert data to other types. Not all data conversions are supported or make sense.

Whenever truncation that is rounding or data type incompatibilities occur on a function call, either `SQL_ERROR` or `SQL_SUCCESS_WITH_INFO` is returned. Further information is then indicated by the `SQLSTATE` value and other information returned by `SQLError()`.

Working with string arguments in DB2 for i5/OS CLI functions

These conventions can help you handle various aspects of string arguments in DB2 for i5/OS call level interface (CLI) functions.

Length of string arguments in DB2 for i5/OS CLI functions

Input string arguments have an associated length argument.

The length argument indicates to DB2 for i5/OS call level interface (CLI) either the length of the allocated buffer (not including the null byte terminator) or the special value `SQL_NTS`. If `SQL_NTS` is passed, DB2 for i5/OS CLI determines the length of the string by locating the null terminating character.

Output string arguments have two associated length arguments, one to specify the length of the allocated buffer and one to return the length of the string returned by DB2 for i5/OS CLI. The returned length value is the total length of the string available for return, whether it fits in the buffer or not.

For SQL column data, if the output is an empty string, `SQL_NULL_DATA` is returned in the length argument.

If a function is called with a null pointer for an output length argument, DB2 for i5/OS CLI does not return a length. This might be useful when it is known that the buffers are large enough for all possible results. If DB2 for i5/OS CLI attempts to return the `SQL_NULL_DATA` value to indicate a column contains null data and the output length argument is a null pointer, the function call fails.

Every character string that DB2 for i5/OS CLI returns is terminated with a null terminating character (hexadecimal 00), except for strings that are returned from graphic data types. This requires that all buffers allocate enough space for the maximum number that is expected, plus one for the null-terminating character.

String truncation in DB2 for i5/OS CLI functions

If an output string does not fit into a buffer, DB2 for i5/OS call level interface (CLI) truncates the string to a length that is one less than the size of the buffer, and writes the null terminator.

If truncation occurs, the function returns `SQL_SUCCESS_WITH_INFO` and an `SQLSTATE` by indicating truncation. The application can then compare the buffer length to the output length to determine which string is truncated.

For example, if `SQLFetch()` returns `SQL_SUCCESS_WITH_INFO`, and an `SQLSTATE` of 01004, at least one of the buffers bound to a column is too small to hold the data. For each buffer that is bound to a column, the application can compare the buffer length with the output length and determine which column is truncated.

Interpretation of strings in DB2 for i5/OS CLI functions

DB2 for i5/OS call level interface (CLI) ignores case and removes leading and trailing blanks for all string input arguments, such as column names and cursor names.

There are also some exceptions for this rule:

- Any database data
- Delimited identifiers that are enclosed in double quotation marks)
- Password arguments

DB2 for i5/OS CLI functions

These DB2 for i5/OS call level interface APIs are available for database access on the i5/OS operating system. Each of the DB2 for i5/OS CLI function descriptions is presented in a consistent format.

See Categories of DB2 for i5/OS CLIs for a categorical listing of the functions.

How the CLI functions are described

The following table shows the type of information that is described in each section of the function description.

Type	Description
Purpose	This section gives a brief overview of what the function does. It also indicates if any functions should be called before and after calling the function being described.
Syntax	This section contains the C language prototype for the i5/OS environment.
Arguments	<p>This section lists each function argument, along with its data type, a description and whether it is an input or output argument.</p> <p>Each DB2 for i5/OS CLI argument is either an input or output argument. With the exception of <code>SQLGetInfo()</code>, DB2 for i5/OS CLI only modifies arguments that are indicated as output.</p> <p>Some functions contain input or output arguments which are known as <i>deferred</i> or <i>bound</i> arguments. These arguments are pointers to buffers allocated by the application. These arguments are associated with (or bound to) either a parameter in an SQL statement, or a column in a result set. The data areas specified by the function are accessed by DB2 for i5/OS CLI at a later time. It is important that these deferred data areas are still valid at the time DB2 for i5/OS CLI accesses them.</p>
Usage	This section provides information about how to use the function, and any special considerations. Possible error conditions are not discussed here, but are listed in the diagnostics section instead.

SQL CLI

Type	Description
Return codes	<p>This section lists all the possible function return codes. When <code>SQL_ERROR</code> or <code>SQL_SUCCESS_WITH_INFO</code> is returned, error information can be obtained by calling <code>SQLError()</code>.</p> <p>Refer to “Diagnostics in a DB2 for i5/OS CLI application” on page 17 for more information about return codes.</p>
Diagnostics	<p>This section contains a table that lists the <code>SQLSTATE</code>s explicitly returned by DB2 for i5/OS CLI (<code>SQLSTATE</code>s generated by the Database Management System (DBMS) might also be returned) and indicates the cause of the error. These values are obtained by calling <code>SQLError()</code> after the function returns <code>SQL_ERROR</code> or <code>SQL_SUCCESS_WITH_INFO</code>.</p> <p>An * in the first column indicates that the <code>SQLSTATE</code> is returned only by DB2 for i5/OS CLI, and is not returned by other ODBC drivers.</p> <p>Refer to “Diagnostics in a DB2 for i5/OS CLI application” on page 17 for more information about diagnostics.</p>
Restrictions	<p>This section indicates any differences or limitations between DB2 for i5/OS CLI and ODBC that might affect an application.</p>
Example	<p>This section is a code fragment demonstrating the use of the function. The complete source used for all code fragments is listed in “Examples: DB2 for i5/OS CLI applications” on page 301.</p>
References	<p>This section lists related DB2 for i5/OS CLI functions.</p>

Categories of DB2 for i5/OS CLIs

The list shows the DB2 for i5/OS call level interface (CLI) functions by category.

- **Connecting**
 - “SQLConnect - Connect to a data source” on page 73
 - “SQLDataSources - Get list of data sources” on page 77
 - “SQLDisconnect - Disconnect from a data source” on page 87
 - “SQLDriverConnect - (Expanded) Connect to a data source” on page 89
- **Diagnostics**
 - “SQLError - Retrieve error information” on page 95
 - “SQLGetDiagField - Return diagnostic information (extensible)” on page 141
 - “SQLGetDiagRec - Return diagnostic information (concise)” on page 144
- **MetaData**
 - “SQLColumns - Get column information for a table” on page 69
 - “SQLColumnPrivileges - Get privileges associated with the columns of a table” on page 66
 - “SQLForeignKeys - Get the list of foreign key columns” on page 112
 - “SQLGetInfo - Get general information” on page 151
 - “SQLGetTypeInfo - Get data type information” on page 175
 - “SQLLanguages - Get SQL dialect or conformance information” on page 180
 - “SQLPrimaryKeys - Get primary key columns of a table” on page 200
 - “SQLProcedureColumns - Get input/output parameter information for a procedure” on page 202
 - “SQLProcedures - Get list of procedure names” on page 208
 - “SQLSpecialColumns - Get special (row identifier) columns” on page 248
 - “SQLStatistics - Get index and statistics information for a base table” on page 252
 - “SQLTablePrivileges - Get privileges associated with a table” on page 256

- “SQLTables - Get table information” on page 259
- **Processing SQL statements**
 - “SQLBindCol - Bind a column to an application variable” on page 34
 - “SQLBindFileToCol - Bind LOB file reference to LOB column” on page 39
 - “SQLBindFileToParam - Bind LOB file reference to LOB parameter” on page 42
 - “SQLBindParam - Bind a buffer to a parameter marker” on page 45
 - “SQLBindParameter - Bind a parameter marker to a buffer” on page 50
 - “SQLCancel - Cancel statement” on page 58
 - “SQLCloseCursor - Close cursor statement” on page 59
 - “SQLColAttributes - Obtain column attributes” on page 65
 - “SQLDescribeCol - Describe column attributes” on page 81
 - “SQLDescribeParam - Return description of a parameter marker” on page 85
 - “SQLEndTran - Commit or roll back a transaction” on page 93
 - “SQLExecDirect - Execute a statement directly” on page 98
 - “SQLExecute - Execute a statement” on page 100
 - “SQLExtendedFetch - Fetch array of rows” on page 102
 - “SQLFetch - Fetch next row” on page 104
 - “SQLFetchScroll - Fetch from a scrollable cursor” on page 110
 - “SQLGetCursorName - Get cursor name” on page 131
 - “SQLGetData - Get data from a column” on page 135
 - “SQLGetDescField - Get descriptor field” on page 136
 - “SQLGetDescRec - Get descriptor record” on page 139
 - “SQLMoreResults - Determine whether there are more result sets” on page 182
 - “SQLNativeSql - Get native SQL text” on page 184
 - “SQLNextResult - Process the next result set” on page 186
 - “SQLNumParams - Get number of parameters in an SQL statement” on page 188
 - “SQLNumResultCols - Get number of result columns” on page 190
 - “SQLParamData - Get next parameter for which a data value is needed” on page 192
 - “SQLParamOptions - Specify an input array for a parameter” on page 194
 - “SQLPrepare - Prepare a statement” on page 196
 - “SQLPutData - Pass data value for a parameter” on page 211
 - “SQLRowCount - Get row count” on page 214
 - “SQLSetCursorName - Set cursor name” on page 228
 - “SQLTransact - Commit or roll back transaction” on page 262
- **Working with attributes**
 - “SQLGetCol - Retrieve one column of a row of the result set” on page 122
 - “SQLGetConnectAttr - Get the value of a connection attribute” on page 128
 - “SQLGetConnectOption - Return current setting of a connect option” on page 129
 - “SQLGetCursorName - Get cursor name” on page 131
 - “SQLGetData - Get data from a column” on page 135
 - “SQLGetDescField - Get descriptor field” on page 136
 - “SQLGetDescRec - Get descriptor record” on page 139
 - “SQLGetEnvAttr - Return current setting of an environment attribute” on page 147
 - “SQLGetFunctions - Get functions” on page 148
 - “SQLGetInfo - Get general information” on page 151

SQL CLI

- "SQLGetLength - Retrieve length of a string value" on page 163
- "SQLGetPosition - Return starting position of string" on page 165
- "SQLGetStmtAttr - Get the value of a statement attribute" on page 168
- "SQLGetStmtOption - Return current setting of a statement option" on page 170
- "SQLGetSubString - Retrieve portion of a string value" on page 172
- "SQLGetTypeInfo - Get data type information" on page 175
- "SQLSetConnectAttr - Set a connection attribute" on page 216
- "SQLSetConnectOption - Set connection option" on page 226
- "SQLSetCursorName - Set cursor name" on page 228
- "SQLSetDescField - Set a descriptor field" on page 230
- "SQLSetDescRec - Set a descriptor record" on page 232
- "SQLSetEnvAttr - Set environment attribute" on page 234
- "SQLSetParam - Set parameter" on page 239
- "SQLSetStmtAttr - Set a statement attribute" on page 240
- "SQLSetStmtOption - Set statement option" on page 246
- **Working with handles**
 - "SQLAllocConnect - Allocate connection handle" on page 25
 - "SQLAllocEnv - Allocate environment handle" on page 28
 - "SQLAllocHandle - Allocate handle" on page 31
 - "SQLAllocStmt - Allocate a statement handle" on page 32
 - "SQLCopyDesc - Copy description statement" on page 76
 - "SQLFreeConnect - Free connection handle" on page 117
 - "SQLFreeEnv - Free environment handle" on page 118
 - "SQLFreeHandle - Free a handle" on page 119
 - "SQLFreeStmt - Free (or reset) a statement handle" on page 120
 - "SQLReleaseEnv - Release all environment resources" on page 213

SQLAllocConnect - Allocate connection handle

SQLAllocConnect() allocates a connection handle and associated resources within the environment that is identified by the input environment handle. Call SQLGetInfo() with fInfoType set to SQL_ACTIVE_CONNECTIONS to query the number of connections that can be allocated at any one time.

SQLAllocEnv() must be called before calling this function.

Syntax

```
SQLRETURN SQLAllocConnect (SQLHENV    henv,
                          SQLHDBC    *phdbc);
```

Function arguments

Table 6. SQLAllocConnect arguments

Data type	Argument	Use	Description
SQLHENV	<i>henv</i>	Input	Environment handle
SQLHDBC *	<i>phdbc</i>	Output	Pointer to connection handle

Usage

The output connection handle is used by DB2 for i5/OS CLI to reference all information related to the connection, including general status information, transaction state, and error information.

If the pointer to the connection handle (*phdbc*) points to a valid connection handle allocated by SQLAllocConnect(), the original value is overwritten as a result of this call. This is an application programming error and is not detected by DB2 for i5/OS CLI

Return codes

- SQL_SUCCESS
- SQL_ERROR
- SQL_INVALID_HANDLE

If SQL_ERROR is returned, the *phdbc* argument is set to SQL_NULL_HDBC. The application should call SQLError() with the environment handle (*henv*), with *hdbc* set to SQL_NULL_HDBC, and with *hstmt* set to SQL_NULL_HSTMT.

Diagnostics

Table 7. SQLAllocConnect SQLSTATEs

CLI SQLSTATE	Description	Explanation
HY001	Memory allocation failure	The driver is unable to allocate memory required to support the processing or completion of the function.
HY009	Argument value that is not valid	<i>phdbc</i> is a null pointer.

Example

The following example shows how to obtain diagnostic information for the connection and the environment. For more examples of using SQLError(), refer to “Example: Interactive SQL and the equivalent DB2 for i5/OS CLI function calls” on page 307 for a complete listing of typical.c.

SQLAllocConnect

Note: By using the code examples, you agree to the terms of the “Code license and disclaimer information” on page 313.

```
/******  
** initialize  
** - allocate environment handle  
** - allocate connection handle  
** - prompt for server, user id, & password  
** - connect to server  
*****/  
  
int initialize(SQLHENV *henv,  
              SQLHDBC *hdbc)  
{  
SQLCHAR      server[SQL_MAX_DSN_LENGTH],  
             uid[30],  
             pwd[30];  
SQLRETURN    rc;  
  
    SQLAllocEnv (henv);          /* allocate an environment handle */  
    if (rc != SQL_SUCCESS )  
        check_error (*henv, *hdbc, SQL_NULL_HSTMT, rc);  
  
    SQLAllocConnect (*henv, hdbc); /* allocate a connection handle */  
    if (rc != SQL_SUCCESS )  
        check_error (*henv, *hdbc, SQL_NULL_HSTMT, rc);  
  
    printf("Enter Server Name:\n");  
    gets(server);  
    printf("Enter User Name:\n");  
    gets(uid);  
    printf("Enter Password Name:\n");  
    gets(pwd);  
  
    if (uid[0] == '\0')  
    {  
        rc = SQLConnect (*hdbc, server, SQL_NTS, NULL, SQL_NTS, NULL, SQL_NTS);  
        if (rc != SQL_SUCCESS )  
            check_error (*henv, *hdbc, SQL_NULL_HSTMT, rc);  
    }  
    else  
    {  
        rc = SQLConnect (*hdbc, server, SQL_NTS, uid, SQL_NTS, pwd, SQL_NTS);  
        if (rc != SQL_SUCCESS )  
            check_error (*henv, *hdbc, SQL_NULL_HSTMT, rc);  
    }  
} /* end initialize */  
  
/******  
int check_error (SQLHENV    henv,  
                SQLHDBC    hdbc,  
                SQLHSTMT   hstmt,  
                SQLRETURN   frc)  
{  
SQLRETURN    rc;  
  
    print_error(henv, hdbc, hstmt);  
  
    switch (frc){  
    case SQL_SUCCESS : break;  
    case SQL_ERROR :  
    case SQL_INVALID_HANDLE:  
        printf("\n ** FATAL ERROR, Attempting to rollback transaction **\n");  
        rc = SQLTransact(henv, hdbc, SQL_ROLLBACK);  
        if (rc != SQL_SUCCESS)  
            printf("Rollback Failed, Exiting application\n");  
        else  
            printf("Rollback Successful, Exiting application\n");  
    }  
}
```



```

        terminate(henv, hdbc);
        exit(frc);
        break;
    case SQL_SUCCESS_WITH_INFO :
        printf("\n ** Warning Message, application continuing\n");
        break;
    case SQL_NO_DATA_FOUND :
        printf("\n ** No Data Found ** \n");
        break;
    default :
        printf("\n ** Invalid Return Code ** \n");
        printf(" ** Attempting to rollback transaction **\n");
        SQLTransact(henv, hdbc, SQL_ROLLBACK);
        terminate(henv, hdbc);
        exit(frc);
        break;
    }
    return(SQL_SUCCESS);
}

```

References

- “SQLAllocEnv - Allocate environment handle” on page 28
- “SQLConnect - Connect to a data source” on page 73
- “SQLDisconnect - Disconnect from a data source” on page 87
- “SQLFreeConnect - Free connection handle” on page 117
- “SQLGetConnectAttr - Get the value of a connection attribute” on page 128
- “SQLSetConnectOption - Set connection option” on page 226

SQLAllocEnv

SQLAllocEnv - Allocate environment handle

SQLAllocEnv() allocates an environment handle and associated resources.

An application must call this function before SQLAllocConnect() or any other DB2 for i5/OS CLI functions. The *henv* value is passed in all later function calls that require an environment handle as input.

Syntax

```
SQLRETURN SQLAllocEnv (SQLHENV *phenv);
```

Function arguments

Table 8. SQLAllocEnv arguments

Data type	Argument	Use	Description
SQLHENV *	<i>phenv</i>	Output	Pointer to environment handle

Usage

There can be only one active environment at any one time per application. Any later call to SQLAllocEnv() returns the existing environment handle.

By default, the first successful call to SQLFreeEnv() releases the resources associated with the handle. This occurs no matter how many times SQLAllocEnv() is successfully called. If the environment attribute SQL_ATTR_ENVHNDL_COUNTER is set to SQL_TRUE, SQLFreeEnv() must be called once for each successful SQLAllocEnv() call before the resources associated with the handle are released.

To ensure that all DB2 for i5/OS CLI resources are kept active, the program that calls SQLAllocEnv() should not stop or leave the stack. Otherwise, the application loses open cursors, statement handles, and other resources it has allocated.

Return codes

- SQL_SUCCESS
- SQL_ERROR

If SQL_ERROR is returned and *phenv* is equal to SQL_NULL_HENV, then SQLError() cannot be called because there is no handle with which to associate additional diagnostic information.

If the return code is SQL_ERROR and the pointer to the environment handle is not equal to SQL_NULL_HENV, then the handle is a *restricted handle*. This means the handle can only be used in a call to SQLError() to obtain more error information, or to SQLFreeEnv().

Diagnostics

Table 9. SQLAllocEnv SQLSTATES

SQLSTATE	Description	Explanation
58004	System error	Unrecoverable system error

Example

Note: By using the code examples, you agree to the terms of the “Code license and disclaimer information” on page 313.

```
/******  
** file = basiccon.c  
** - demonstrate basic connection to two datasources.
```

```

** - error handling ignored for simplicity
**
** Functions used:
**
**   SQLAllocConnect  SQLDisconnect
**   SQLAllocEnv      SQLFreeConnect
**   SQLConnect        SQLFreeEnv
**
**
**
*****/

#include <stdio.h>
#include <stdlib.h>
#include "sqlcli.h"

int
connect(SQLHENV henv,
        SQLHDBC * hdbc);

#define MAX_DSN_LENGTH  18
#define MAX_UID_LENGTH  10
#define MAX_PWD_LENGTH  10
#define MAX_CONNECTIONS 5

int
main()
{
    SQLHENV      henv;
    SQLHDBC      hdbc[MAX_CONNECTIONS];

    /* allocate an environment handle */
    SQLAllocEnv(&henv);

    /* Connect to first data source */
    connect(henv, &hdbc[0]);

    /* Connect to second data source */
    connect(henv, &hdbc[1]);

    /****** Start Processing Step *****/
    /* allocate statement handle, execute statement, and so on */
    /****** End Processing Step *****/

    printf("\nDisconnecting ....\n");
    SQLFreeConnect(hdbc[0]); /* free first connection handle */
    SQLFreeConnect(hdbc[1]); /* free second connection handle */
    SQLFreeEnv(henv);       /* free environment handle */

    return (SQL_SUCCESS);
}

/******
** connect - Prompt for connect options and connect **
*****/

int
connect(SQLHENV henv,
        SQLHDBC * hdbc)
{
    SQLRETURN      rc;
    SQLCHAR        server[MAX_DSN_LENGTH + 1], uid[MAX_UID_LENGTH + 1],
pwd[MAX_PWD_LENGTH
+ 1];
    SQLCHAR        buffer[255];
    SQLSMALLINT    outlen;

    printf("Enter Server Name:\n");

```

SQLAllocEnv

```
gets((char *) server);
printf("Enter User Name:\n");
gets((char *) uid);
printf("Enter Password Name:\n");
gets((char *) pwd);

SQLAllocConnect(henv, hdbc);/* allocate a connection handle */

rc = SQLConnect(*hdbc, server, SQL_NTS, uid, SQL_NTS, pwd, SQL_NTS);
if (rc != SQL_SUCCESS) {
    printf("Error while connecting to database\n");
    return (SQL_ERROR);
} else {
    printf("Successful Connect\n");
    return (SQL_SUCCESS);
}
}
```

References

- "SQLAllocConnect - Allocate connection handle" on page 25
- "SQLFreeEnv - Free environment handle" on page 118
- "SQLAllocStmt - Allocate a statement handle" on page 32

SQLAllocHandle - Allocate handle

SQLAllocHandle() allocates any type of handle.

Syntax

```
SQLRETURN SQLAllocHandle (SQLSMALLINT htype,
                          SQLINTEGER ihandle,
                          SQLINTEGER *handle);
```

Function arguments

Table 10. SQLAllocHandle arguments

Data type	Argument	Use	Description
SQLSMALLINT	<i>htype</i>	Input	Type of handle to allocate. Must be either SQL_HANDLE_ENV, SQL_HANDLE_DBC, SQL_HANDLE_DESC, or SQL_HANDLE_STMT.
SQLINTEGER	<i>ihandle</i>	Input	The handle that describes the context in which the new handle is allocated; however, if <i>htype</i> is SQL_HANDLE_ENV, this is SQL_NULL_HANDLE.
SQLINTEGER *	<i>handle</i>	Output	Pointer to the handle.

Usage

This function combines the functions of SQLAllocEnv(), SQLAllocConnect(), and SQLAllocStmt().

If *htype* is SQL_HANDLE_ENV, *ihandle* must be SQL_NULL_HANDLE. If *htype* is SQL_HANDLE_DBC, *ihandle* must be a valid environment handle. If *htype* is either SQL_HANDLE_DESC or SQL_HANDLE_STMT, *ihandle* must be a valid connection handle.

Return codes

- SQL_SUCCESS
- SQL_ERROR
- SQL_INVALID_HANDLE

Diagnostics

SQL_ERROR is returned if the argument handle is a null pointer.

Table 11. SQLAllocHandle SQLSTATEs

SQLSTATE	Description	Explanation
58004	System error	Unrecoverable system error.
HY014	Too many handles	The maximum number of handles has been allocated.

References

- “SQLAllocConnect - Allocate connection handle” on page 25
- “SQLAllocEnv - Allocate environment handle” on page 28
- “SQLAllocStmt - Allocate a statement handle” on page 32

SQLAllocStmt

SQLAllocStmt - Allocate a statement handle

SQLAllocStmt() allocates a new statement handle and associates it with the connection specified by the connection handle. There is no defined limit to the number of statement handles that can be allocated at any one time.

SQLConnect() must be called before calling this function.

This function must be called before SQLBindParam(), SQLPrepare(), SQLExecute(), SQLExecDirect(), or any other function that has a statement handle as one of its input arguments.

Syntax

```
SQLRETURN SQLAllocStmt (SQLHDBC   hdbc,  
                        SQLHSTMT *phstmt);
```

Function arguments

Table 12. SQLAllocStmt arguments

Data type	Argument	Use	Description
SQLHDBC	<i>hdbc</i>	Input	Connection handle
SQLHSTMT *	<i>phstmt</i>	Output	Pointer to statement handle

Usage

DB2 for i5/OS CLI uses each statement handle to relate all the descriptors, result values, cursor information, and status information to the SQL statement processed. Although each SQL statement must have a statement handle, you can reuse the handles for different statements.

A call to this function requires that *hdbc* references an active database connection.

To process a positioned update or delete, the application must use different statement handles for the SELECT statement and the UPDATE or DELETE statement.

If the input pointer to the statement handle (*phstmt*) points to a valid statement handle allocated by a previous call to SQLAllocStmt(), then the original value is overwritten as a result of this call. This is an application programming error and is not detected by DB2 for i5/OS CLI.

Return codes

- SQL_SUCCESS
- SQL_ERROR
- SQL_INVALID_HANDLE

If SQL_ERROR is returned, the *phstmt* argument is set to SQL_NULL_HSTMT. The application should call SQLError() with the same *hdbc* and with the *hstmt* argument set to SQL_NULL_HSTMT.

Diagnostics

Table 13. SQLAllocStmt SQLSTATEs

SQLSTATE	Description	Explanation
08003	Connection not open	The connection specified by the <i>hdbc</i> argument is not open. The connection must be established successfully (and the connection must be open) for the driver to allocate an <i>hstmt</i> .

Table 13. SQLAllocStmt SQLSTATEs (continued)

SQLSTATE	Description	Explanation
40003 *	Statement completion unknown	The communication link between the CLI and the data source fails before the function completes processing.
58004	System error	Unrecoverable system error.
HY001	Memory allocation failure	The driver is unable to allocate memory required to support the processing or completion of the function.
HY009	Argument value that is not valid	<i>phstmt</i> is a null pointer.
HY013 *	Memory management problem	The driver is unable to access memory required to support the processing or completion of the function.

Example

Refer to the example in “SQLFetch - Fetch next row” on page 104.

References

- “SQLConnect - Connect to a data source” on page 73
- “SQLFreeStmt - Free (or reset) a statement handle” on page 120
- “SQLGetStmtOption - Return current setting of a statement option” on page 170
- “SQLSetStmtOption - Set statement option” on page 246

SQLBindCol

SQLBindCol - Bind a column to an application variable

SQLBindCol() is used to associate (bind) columns in a result set to application variables (storage buffers) for all data types. Data is transferred from the Database Management System (DBMS) to the application when SQLFetch() is called.

This function is also used to specify any data conversion that is required. It is called once for each column in the result set that the application needs to retrieve.

SQLPrepare() or SQLExecDirect() is typically called before this function. It might also be necessary to call SQLDescribeCol() or SQLColAttribute().

SQLBindCol() must be called before SQLFetch() to transfer data to the storage buffers that are specified by this call.

Syntax

```
SQLRETURN SQLBindCol (SQLHSTMT      hstmt,  
                     SQLSMALLINT    icol,  
                     SQLSMALLINT    fCType,  
                     SQLPOINTER     rgbValue,  
                     SQLINTEGER     cbValueMax,  
                     SQLINTEGER     *pcbValue);
```

Function arguments

Table 14. SQLBindCol arguments

Data type	Argument	Use	Description
SQLHSTMT	<i>hstmt</i>	Input	Statement handle.
SQLSMALLINT	<i>icol</i>	Input	Number identifying the column. Columns are numbered sequentially, from left to right, starting at 1.

Table 14. SQLBindCol arguments (continued)

Data type	Argument	Use	Description
SQLSMALLINT	<i>fCType</i>	Input	<p>Application data type for column number <i>icol</i> in the result set. The following types are supported:</p> <ul style="list-style-type: none"> • SQL_BIGINT • SQL_BINARY • SQL_BLOB • SQL_BLOB_LOCATOR • SQL_CHAR • SQL_CLOB • SQL_CLOB_LOCATOR • SQL_DATETIME • SQL_DBCLOB • SQL_DBCLOB_LOCATOR • SQL_DECFLOAT • SQL_DECIMAL • SQL_DOUBLE • SQL_FLOAT • SQL_GRAPHIC • SQL_INTEGER • SQL_NUMERIC • SQL_REAL • SQL_SMALLINT • SQL_TYPE_DATE • SQL_TYPE_TIME • SQL_TYPE_TIMESTAMP • SQL_VARBINARY • SQL_VARCHAR • SQL_VARGRAPHIC • SQL_WCHAR • SQL_WVARCHAR <p>Specifying SQL_DEFAULT causes data to be transferred to its default data type; refer to Table 4 on page 19 for more information.</p>
SQLPOINTER	<i>rgbValue</i>	Output (deferred)	<p>Pointer to buffer where DB2 for i5/OS CLI is to store the column data when the fetch occurs.</p> <p>If <i>rgbValue</i> is null, the column is unbound.</p>

SQLBindCol

Table 14. SQLBindCol arguments (continued)

Data type	Argument	Use	Description
SQLINTEGER	<i>cbValueMax</i>	Input	<p>Size of <i>rgbValue</i> buffer in bytes available to store the column data.</p> <p>If <i>fcType</i> is either SQL_CHAR or SQL_DEFAULT, then <i>cbValueMax</i> must be > 0 otherwise an error is returned.</p> <p>If <i>fcType</i> is either SQL_DECIMAL or SQL_NUMERIC, <i>cbValueMax</i> must actually be a precision and scale. The method to specify both values is to use (<i>precision</i> * 256) + <i>scale</i>. This is also the value returned as the LENGTH of these data types when using SQLColAttribute().</p> <p>If <i>fcType</i> specifies any form of double-byte character data, then <i>cbValueMax</i> must be the number of double-byte characters, not the number of bytes.</p>
SQLINTEGER *	<i>pcbValue</i>	Output (deferred)	<p>Pointer to value which indicates the number of bytes DB2 for i5/OS CLI has available to return in the <i>rgbValue</i> buffer.</p> <p>SQLFetch() returns SQL_NULL_DATA in this argument if the data value of the column is null. SQL_NTS is returned in this argument if the data value of the column is returned as a null-terminated string.</p>

Note:

For this function, both *rgbValue* and *pcbValue* are deferred outputs, meaning that the storage locations these pointers point to are not updated until SQLFetch() is called. The locations referred to by these pointers must remain valid until SQLFetch() is called.

Usage

The application calls SQLBindCol() once for each column in the result set that it wants to retrieve. When SQLFetch() is called, the data in each of these *bound* columns is placed in the assigned location (given by the pointers *rgbValue* and *pcbValue*).

The application can query the attributes (such as data type and length) of the column by first calling SQLDescribeCol() or SQLColAttribute(). This information can then be used to specify the correct data type of the storage locations, or to indicate data conversion to other data types. Refer to "Data types and data conversion in DB2 for i5/OS CLI functions" on page 18 for more information.

In later fetches, the application can change the binding of these columns or bind unbound columns by calling SQLBindCol(). The new binding does not apply to data fetched, it is used when the next SQLFetch() is called. To unbind a single column, call SQLBindCol() with *rgbValue* set to NULL. To unbind all the columns, the application should call SQLFreeStmt() with the *fOption* input set to SQL_UNBIND.

Columns are identified by a number, assigned sequentially from left to right, starting at 1. The number of columns in the result set can be determined by calling SQLNumResultCols() or SQLColAttribute() with the *FieldIdentifier* argument set to SQL_DESC_COUNT.

All character data is treated as the default job coded character set identifier (CCSID) if the `SQL_ATTR_UTF8` environment attribute is not set to `SQL_TRUE`.

An application can choose not to bind every column, or even not to bind any columns. The data in the unbound columns (and only the unbound columns) can be retrieved using `SQLGetData()` after `SQLFetch()` has been called. `SQLBindCol()` is more efficient than `SQLGetData()`, and should be used whenever possible.

The application must ensure enough storage is allocated for the data to be retrieved. If the buffer is to contain variable length data, the application must allocate as much storage as the maximum length of the bound column requires; otherwise, the data might be truncated.

The default is null termination for output character strings. To change this you must set the `SQLSetEnvAttr()` attribute `SQL_ATTR_OUTPUT_NTS` to `SQL_FALSE`. The output values for *pcbValue* after a call to `SQLFetch()` behave in the following way for character data types:

- If the null termination attribute is set (the default), then `SQL_NTS` is returned in the *pcbValue*.
- If the null termination attribute is not set, then the value of *cbValueMax*, which is the maximum bytes available, is returned in *pcbValue*.
- If truncation occurs, then the value of *cbValueMax*, which is the actual bytes available, is returned in *pcbValue*.

If truncation occurs and the `SQLSetEnvAttr()` attribute `SQL_ATTR_TRUNCATION_RTNC` is set to `SQL_FALSE` (which is the default), then `SQL_SUCCESS` is returned in the `SQLFetch()` return code. If truncation occurs and the attribute is `SQL_TRUE`, then `SQL_SUCCESS_WITH_INFO` is returned. `SQL_SUCCESS` is returned in both cases if no truncation occurs.

Truncation occurs when argument *cbValueMax* does not allocate space for the amount of fetched data. If the environment is set to run with null terminated strings, make sure to allocate space for the additional byte in *cbValueMax*. For additional truncation information, refer to “SQLFetch - Fetch next row” on page 104.

DB2 for i5/OS CLI differs from DB2 CLI for Linux®, UNIX®, and Windows in the way it returns length information in the *pcbValue* argument. After a fetch for an `SQL_VARCHAR` column, DB2 for i5/OS CLI returns the bytes that are fetched in the first 2 bytes of the `VARCHAR` structure that is bound. DB2 for i5/OS CLI does not return the length in *pcbValue* as it does for `SQL_CHAR`. This is different from DB2 CLI for Linux, UNIX, and Windows, which have no representation of C `VARCHAR` and include the length information in the *pcbValue* buffer when the application binds to the `SQL_CHAR` column.

- | For decimal floating point data types, a precision of 32, 64, or 128 can be specified by using the default symbolic C data type constants. For example, to specify a decimal floating point data type with a precision of 128 bytes, *fctype* can be set to `SQL_C_DECIMAL128`.

Return codes

- `SQL_SUCCESS`
- `SQL_ERROR`
- `SQL_INVALID_HANDLE`

Diagnostics

Table 15. SQLBindCol SQLSTATES

SQLSTATE	Description	Explanation
40003 *	Statement completion unknown	The communication link between the CLI and the data source fails before the function completes processing.
58004	System error	Unrecoverable system error.

SQLBindCol

Table 15. *SQLBindCol* SQLSTATEs (continued)

SQLSTATE	Description	Explanation
HY001	Memory allocation failure	The driver is unable to allocate memory required to support the processing or completion of the function.
HY002	Column number that is not valid	The value specified for the argument <i>icol</i> is 0. The value specified for the argument <i>icol</i> exceeded the maximum number of columns supported by the data source.
HY003	Program type out of range	<i>fCType</i> is not a valid data type.
HY009	Argument value that is not valid	<i>rgbValue</i> is a null pointer. The value specified for the argument <i>cbValueMax</i> is less than 1, and the argument <i>fCType</i> is either SQL_CHAR or SQL_DEFAULT.
HY013 *	Memory management problem	The driver is unable to access memory required to support the processing or completion of the function.
HY014	Too many handles	The maximum number of handles has been allocated, and use of this function requires an additional descriptor handle.
HY021	Internal descriptor that is not valid	The internal descriptor cannot be addressed or allocated, or it contains a value that is not valid.
HYC00	Driver not capable	The driver recognizes, but does not support the data type specified in the argument <i>fCType</i> (see also HY003).

Example

Refer to the example in “SQLFetch - Fetch next row” on page 104.

References

- “SQLExecDirect - Execute a statement directly” on page 98
- “SQLExecute - Execute a statement” on page 100
- “SQLFetch - Fetch next row” on page 104
- “SQLPrepare - Prepare a statement” on page 196

SQLBindFileToCol - Bind LOB file reference to LOB column

SQLBindFileToCol() is used to associate (bind) a LOB column in a result set to a file reference or an array of file references. In this way, data in the LOB column can be transferred directly into a file when each row is fetched for the statement handle.

The LOB file reference arguments (file name, file name length, file reference options) refer to a file within the application's environment (on the client). Before fetching each row, the application must make sure that these variables contain the name of a file, the length of the file name, and a file option (new/overwrite/append). These values can be changed between each fetch.

Syntax

```
SQLRETURN SQLBindFileToCol (SQLHSTMT          StatementHandle,
                             SQLSMALLINT      ColumnNumber,
                             SQLCHAR          *FileName,
                             SQLSMALLINT      *FileNameLength,
                             SQLINTEGER       *FileOptions,
                             SQLSMALLINT      MaxFileNameLength,
                             SQLINTEGER       *StringLength,
                             SQLINTEGER       *IndicatorValue);
```

Function arguments

Table 16. SQLBindFileToCol arguments

Data type	Argument	Use	Description
SQLHSTMT	<i>StatementHandle</i>	Input	Statement handle.
SQLSMALLINT	<i>ColumnNumber</i>	Input	Number identifying the column. Columns are numbered sequentially, from left to right, starting at 1.
SQLCHAR *	<i>FileName</i>	Input (deferred)	Pointer to the location that contains the file name or an array of file names at the time of the next fetch using the <i>StatementHandle</i> . This is either the complete path name of the file(s) or a relative file name(s). If relative file name(s) are provided, they are appended to the current path of the running application. This pointer cannot be NULL.
SQLSMALLINT *	<i>FileNameLength</i>	Input (deferred)	Pointer to the location that contains the length of the file name (or an array of lengths) at the time the next fetch using the <i>StatementHandle</i> . If this pointer is NULL, then a length of SQL_NTS is assumed. The maximum value of the file name length is 255.

SQLBindFileToCol

Table 16. SQLBindFileToCol arguments (continued)

Data type	Argument	Use	Description
SQLINTEGER *	<i>FileOptions</i>	Input (deferred)	Pointer to the location that contains the file option to be used when writing the file at the time of the next fetch using the <i>StatementHandle</i> . The following <i>FileOptions</i> are supported: SQL_FILE_CREATE Create a new file. If a file by this name already exists, SQL_ERROR is returned. SQL_FILE_OVERWRITE If the file already exists, overwrite it. Otherwise, create a new file. SQL_FILE_APPEND If the file already exists, append the data to it. Otherwise, create a new file. Only one option can be chosen per file, there is no default.
SQLSMALLINT	<i>MaxFileNameLength</i>	Input	This specifies the length of the <i>FileName</i> buffer.
SQLINTEGER *	<i>StringLength</i>	Output (deferred)	Pointer to the location that contains the length in bytes of the LOB data that is returned. If this pointer is NULL, nothing is returned.
SQLINTEGER *	<i>IndicatorValue</i>	Output (deferred)	Pointer to the location that contains an indicator value.

Usage

The application calls `SQLBindFileToCol()` once for each column that should be transferred directly to a file when a row is fetched. LOB data is written directly to the file without any data conversion, and without appending null-terminators.

FileName, *FileNameLength*, and *FileOptions* must be set before each fetch. When `SQLFetch()` or `SQLFetchScroll()` is called, the data for any column which has been bound to a LOB file reference is written to the file or files pointed to by that file reference. Errors associated with the deferred input argument values of `SQLBindFileToCol()` are reported at fetch time. The LOB file reference, and the deferred *StringLength* and *IndicatorValue* output arguments are updated between fetch operations.

Return codes

- SQL_SUCCESS
- SQL_SUCCESS_WITH_INFO
- SQL_ERROR
- SQL_INVALID_HANDLE

Error conditions

Table 17. SQLBindFileToCol SQLSTATEs

SQLSTATE	Description	Explanation
58004	Unexpected system failure	Unrecoverable system error.

Table 17. SQLBindFileToCol SQLSTATEs (continued)

SQLSTATE	Description	Explanation
HY002	Column number that is not valid	The value specified for the argument <i>icol</i> is less than 1. The value specified for the argument <i>icol</i> exceeded the maximum number of columns supported by the data source.
HY009	Argument value that is not valid	<i>FileName</i> , <i>StringLength</i> , or <i>FileOptions</i> is a null pointer.
HY010	Function sequence error	The function is called while in a data-at-processing (SQLParamData(), SQLPutData()) operation. The function is called while within a BEGIN COMPOUND and END COMPOUND SQL operation.
HY021	Internal descriptor that is not valid	The internal descriptor cannot be addressed or allocated, or it contains a value that is not valid.
HY090	String or buffer length that is not valid	The value specified for the argument <i>MaxFileNameLength</i> is less than 0.
HYC00	Driver not capable	The application is currently connected to a data source that does not support large objects.

Restrictions

This function is not available when connected to DB2 servers that do not support Large Object data types.

References

- “SQLBindCol - Bind a column to an application variable” on page 34
- “SQLFetch - Fetch next row” on page 104
- “SQLBindFileToParam - Bind LOB file reference to LOB parameter” on page 42

SQLBindFileToParam

SQLBindFileToParam - Bind LOB file reference to LOB parameter

SQLBindFileToParam() is used to associate (bind) a parameter marker in an SQL statement to a file reference or an array of file references. In this way, data from the file can be transferred directly into a LOB column when that statement is subsequently processed.

The LOB file reference arguments (file name, file name length, file reference options) refer to a file within the application's environment (on the client). Before calling SQLExecute() or SQLExecDirect(), the application must make sure that this information is available in the deferred input buffers. These values can be changed between SQLExecute() calls.

Syntax

```
SQLRETURN SQLBindFileToParam (SQLHSTMT          StatementHandle,
                              SQLSMALLINT       ParameterNumber,
                              SQLSMALLINT       DataType,
                              SQLCHAR           *FileName,
                              SQLSMALLINT       *FileNameLength,
                              SQLINTEGER        *FileOptions,
                              SQLSMALLINT       MaxFileNameLength,
                              SQLINTEGER        *IndicatorValue);
```

Function arguments

Table 18. SQLBindFileToParam arguments

Data type	Argument	Use	Description
SQLHSTMT	<i>StatementHandle</i>	Input	Statement handle.
SQLSMALLINT	<i>ParameterNumber</i>	Input	Parameter marker number. Parameters are numbered sequentially, from left to right, starting at 1.
SQLSMALLINT	<i>DataType</i>	Input	SQL data type of the column. The data type must be one of: <ul style="list-style-type: none">• SQL_BLOB• SQL_CLOB• SQL_DBCLOB
SQLCHAR *	<i>FileName</i>	Input (deferred)	Pointer to the location that contains the file name or an array of file names when the statement (<i>StatementHandle</i>) is processed. This is either the complete path name of the file or a relative file name. If a relative file name is provided, it is appended to the current path of the client process. This argument cannot be NULL.
SQLSMALLINT *	<i>FileNameLength</i>	Input (deferred)	Pointer to the location that contains the length of the file name (or an array of lengths) at the time the next SQLExecute() or SQLExecDirect() function is run using the <i>StatementHandle</i> . If this pointer is NULL, then a length of SQL_NTS is assumed. The maximum value of the file name length is 255.

Table 18. SQLBindFileToParam arguments (continued)

Data type	Argument	Use	Description
SQLINTEGER *	<i>FileOptions</i>	Input (deferred)	<p>Pointer to the location that contains the file option (or an array of file options) to be used when reading the file. The location is accessed when the statement (<i>StatementHandle</i>) is processed. Only one option is supported (and it must be specified):</p> <p>SQL_FILE_READ A regular file that can be opened, read and closed. (The length is computed when the file is opened)</p> <p>This pointer cannot be NULL.</p>
SQLSMALLINT	<i>MaxFileNameLength</i>	Input	This specifies the length of the <i>FileName</i> buffer. If the application calls <code>SQLParamOptions()</code> to specify multiple values for each parameter, this is the length of each element in the <i>FileName</i> array.
SQLINTEGER *	<i>IndicatorValue</i>	Input (deferred), output (deferred)	Pointer to the location that contains an indicator value (or array of values), which is set to <code>SQL_NULL_DATA</code> if the data value of the parameter is to be null. It must be set to 0 (or the pointer can be set to null) when the data value is not null.

Usage

The application calls `SQLBindFileToParam()` once for each parameter marker whose value should be obtained directly from a file when a statement is processed. Before the statement is processed, *FileName*, *FileNameLength*, and *FileOptions* values must be set. When the statement is processed, the data for any parameter that has been bound with `SQLBindFileToParam()` is read from the referenced file and passed to the data source.

A LOB parameter marker can be associated with (bound to) an input file using `SQLBindFileToParam()`, or with a stored buffer using `SQLBindParameter()`. The most recent bind parameter function call determines the type of binding that is in effect.

Return codes

- `SQL_SUCCESS`
- `SQL_SUCCESS_WITH_INFO`
- `SQL_ERROR`
- `SQL_INVALID_HANDLE`

Error conditions

Table 19. SQLBindFileToParam SQLSTATEs

SQLSTATE	Description	Explanation
58004	Unexpected system failure	Unrecoverable system error.
HY004	SQL data type out of range	The value specified for <i>Data Type</i> is not a valid SQL type for this function call.
HY009	Argument value that is not valid	<i>FileName</i> , <i>FileOptions</i> , or <i>FileNameLength</i> is a null pointer.

SQLBindFileToParam

Table 19. *SQLBindFileToParam* SQLSTATEs (continued)

SQLSTATE	Description	Explanation
HY010	Function sequence error	The function is called while in a data-at-processing (SQLParamData() or SQLPutData()) operation. The function is called while within a BEGIN COMPOUND and END COMPOUND SQL operation.
HY021	Internal descriptor that is not valid	The internal descriptor cannot be addressed or allocated, or it contains a value that is not valid.
HY090	String or buffer length that is not valid	The value specified for the input argument <i>MaxFileNameLength</i> is less than 0.
HY093	Parameter number that is not valid	The value specified for <i>ParameterNumber</i> is either less than 1 or greater than the maximum number of parameters supported.
HYC00	Driver not capable	The data source does not support large object data types.

Restrictions

This function is not available when the application is connected to DB2 servers that do not support large object data types.

References

- “SQLBindParam - Bind a buffer to a parameter marker” on page 45
- “SQLExecute - Execute a statement” on page 100
- “SQLParamOptions - Specify an input array for a parameter” on page 194

SQLBindParam - Bind a buffer to a parameter marker

SQLBindParam() has been deprecated and replaced by SQLBindParameter(). Although this version of DB2 for i5/OS CLI continues to support SQLBindParam(), it is recommended that you begin using SQLBindParameter() in your DB2 for i5/OS CLI programs so that they conform to the latest standards.

SQLBindParam() binds an application variable to a parameter marker in an SQL statement. This function can also be used to bind an application variable to a parameter of a stored procedure CALL statement where the parameter can be input or output.

Syntax

```
SQLRETURN SQLBindParam (SQLHSTMT   hstmt,
                        SQLSMALLINT ipar,
                        SQLSMALLINT fCType,
                        SQLSMALLINT fSqlType,
                        SQLINTEGER   cbParamDef,
                        SQLSMALLINT ibScale,
                        SQLPOINTER   rgbValue,
                        SQLINTEGER   *pcbValue);
```

Function arguments

Table 20. SQLBindParam arguments

Data type	Argument	Use	Description
SQLHSTMT	<i>hstmt</i>	Input	Statement handle.
SQLSMALLINT	<i>ipar</i>	Input	Parameter marker number, ordered sequentially left to right, starting at 1.

SQLBindParam

Table 20. SQLBindParam arguments (continued)

Data type	Argument	Use	Description
SQLSMALLINT	<i>fCType</i>	Input	<p>Application data type of the parameter. The following types are supported:</p> <ul style="list-style-type: none"> • SQL_BIGINT • SQL_BINARY • SQL_BLOB • SQL_BLOB_LOCATOR • SQL_CHAR • SQL_CLOB • SQL_CLOB_LOCATOR • SQL_DATETIME • SQL_DBCLOB • SQL_DBCLOB_LOCATOR • SQL_DECFLOAT • SQL_DECIMAL • SQL_DOUBLE • SQL_FLOAT • SQL_GRAPHIC • SQL_INTEGER • SQL_NUMERIC • SQL_REAL • SQL_SMALLINT • SQL_TYPE_DATE • SQL_TYPE_TIME • SQL_TYPE_TIMESTAMP • SQL_VARBINARY • SQL_VARCHAR • SQL_VARGRAPHIC • SQL_WCHAR • SQL_WVARCHAR <p>Specifying SQL_DEFAULT causes data to be transferred from its default application data type to the type indicated in <i>fSqlType</i>.</p>

Table 20. SQLBindParam arguments (continued)

Data type	Argument	Use	Description
SQLSMALLINT	<i>fSqlType</i>	Input	<p>SQL data type of the parameter. The supported types are:</p> <ul style="list-style-type: none"> • SQL_BIGINT • SQL_BINARY • SQL_BLOB • SQL_BLOB_LOCATOR • SQL_CHAR • SQL_CLOB • SQL_CLOB_LOCATOR • SQL_DATETIME • SQL_DBCLOB • SQL_DBCLOB_LOCATOR • SQL_DECFLOAT • SQL_DECIMAL • SQL_DOUBLE • SQL_FLOAT • SQL_GRAPHIC • SQL_INTEGER • SQL_NUMERIC • SQL_REAL • SQL_SMALLINT • SQL_TYPE_DATE • SQL_TYPE_TIME • SQL_TYPE_TIMESTAMP • SQL_VARBINARY • SQL_VARCHAR • SQL_VARGRAPHIC • SQL_WCHAR • SQL_WVARCHAR
SQLINTEGER	<i>cbParamDef</i>	Input	<p>Precision of the corresponding parameter marker.</p> <ul style="list-style-type: none"> • If <i>fSqlType</i> denotes a single-byte character string (for example, SQL_CHAR), this is the maximum length in bytes sent for this parameter. This length includes the null-termination character. • If <i>fSqlType</i> denotes a double-byte character string (for example, SQL_GRAPHIC), this is the maximum length in double-byte characters for this parameter. • If <i>fSqlType</i> denotes SQL_DECIMAL or SQL_NUMERIC, this is the maximum decimal precision. • Otherwise, this argument is unused.

SQLBindParam

Table 20. SQLBindParam arguments (continued)

Data type	Argument	Use	Description
SQLSMALLINT	<i>ibScale</i>	Input	<p>Scale of the corresponding parameter if <i>fSqlType</i> is SQL_DECIMAL or SQL_NUMERIC. If <i>fSqlType</i> is SQL_TIMESTAMP, this is the number of digits to the right of the decimal point in the character representation of a timestamp (for example, the scale of yyyy-mm-dd hh:mm:ss.fff is 3).</p> <p>Other than for the <i>fSqlType</i> values mentioned here, <i>ibScale</i> is unused.</p>
SQLPOINTER	<i>rgbValue</i>	Input (deferred) or output (deferred)	<p>At processing time, if <i>pcbValue</i> does not contain SQL_NULL_DATA or SQL_DATA_AT_EXEC, then <i>rgbValue</i> points to a buffer that contains the actual data for the parameter.</p> <p>If <i>pcbValue</i> contains SQL_DATA_AT_EXEC, then <i>rgbValue</i> is an application-defined 32-bit value that is associated with this parameter. This 32-bit value is returned to the application through a later SQLParamData() call.</p>
SQLINTEGER *	<i>pcbValue</i>	Input (deferred), or output (deferred), or both	<p>A variable whose value is interpreted when the statement is processed:</p> <ul style="list-style-type: none"> • If a null value is used as the parameter, <i>pcbValue</i> must contain the value SQL_NULL_DATA. • If the dynamic argument is supplied at execute-time by calling ParamData() and PutData(), <i>pcbValue</i> must contain the value SQL_DATA_AT_EXEC. • If <i>fcType</i> is SQL_CHAR and the data in <i>rgbValue</i> contains a null-terminated string, <i>pcbValue</i> must either contain the length of the data in <i>rgbValue</i> or contain the value SQL_NTS. • If <i>fcType</i> is SQL_CHAR and the data in <i>rgbValue</i> is not null-terminated, <i>pcbValue</i> must contain the length of the data in <i>rgbValue</i>. • If <i>fcType</i> is a LOB type, <i>pcbValue</i> must contain the length of the data in <i>rgbValue</i>. This length value must be specified in bytes, not the number of double byte characters. • Otherwise, <i>pcbValue</i> must be zero.

Usage

When SQLBindParam() is used to bind an application variable to an output parameter for a stored procedure, DB2 for i5/OS CLI provides some performance enhancement if the *rgbValue* buffer is placed consecutively in memory after the *pcbValue* buffer.

For decimal floating point data types, a precision of 32, 64, or 128 can be specified by using the default symbolic C data type constants. For example, to specify a decimal floating point data type with a precision of 128 bytes, *fCType* can be set to `SQL_C_DECIMAL128`.

Return codes

- `SQL_SUCCESS`
- `SQL_SUCCESS_WITH_INFO`
- `SQL_ERROR`
- `SQL_INVALID_HANDLE`

Diagnostics

Table 21. *SQLBindParam* SQLSTATES

SQLSTATE	Description	Explanation
07006	Restricted data type attribute violation	Same as <code>SQLSetParam()</code> .
40003 *	Statement completion unknown	The communication link between the CLI and the data source fails before the function completes processing.
58004	System error	Unrecoverable system error.
HY001	Memory allocation failure	The driver is unable to allocate memory required to support the processing or completion of the function.
HY003	Program type out of range	Same as <code>SQLSetParam()</code> .
HY004	SQL data type out of range	Same as <code>SQLSetParam()</code> .
HY009	Argument value that is not valid	Both <i>rgbValue</i> and <i>pcbValue</i> are null pointers, or <i>ipar</i> is less than one.
HY010	Function sequence error	Function is called after <code>SQLExecute()</code> or <code>SQLExecDirect()</code> has returned <code>SQL_NEED_DATA</code> , but data has not been sent for all <i>data-at-execution</i> parameters.
HY013 *	Memory management problem	The driver is unable to access memory required to support the processing or completion of the function.
HY014	Too many handles	The maximum number of handles has been allocated.
HY021	Internal descriptor that is not valid	The internal descriptor cannot be addressed or allocated, or it contains a value that is not valid.

References

“SQLBindParameter - Bind a parameter marker to a buffer” on page 50

SQLBindParameter

SQLBindParameter - Bind a parameter marker to a buffer

SQLBindParameter() is used to associate (bind) parameter markers in an SQL statement to application variables. Data is transferred from the application to the Database Management System (DBMS) when SQLExecute() or SQLExecDirect() is called. Data conversion might occur when the data is transferred.

This function must also be used to bind an application storage to a parameter of a stored procedure CALL statement where the parameter can be input, output, or both. This function is essentially an extension of SQLSetParam().

Syntax

```
SQLRETURN SQLBindParameter(SQLHSTMT      StatementHandle,
                           SQLSMALLINT   ParameterNumber,
                           SQLSMALLINT   InputOutputType,
                           SQLSMALLINT   ValueType,
                           SQLSMALLINT   ParameterType,
                           SQLINTEGER    ColumnSize,
                           SQLSMALLINT   DecimalDigits,
                           SQLPOINTER    ParameterValuePtr,
                           SQLINTEGER    BufferLength,
                           SQLINTEGER    *StrLen_or_IndPtr);
```

Function arguments

Table 22. SQLBindParameter arguments

Data type	Argument	Use	Description
SQLHSTMT	<i>StatementHandle</i>	Input	Statement handle.
SQLSMALLINT	<i>ParameterNumber</i>	Input	Parameter marker number, ordered sequentially left to right, starting at 1.

Table 22. SQLBindParameter arguments (continued)

Data type	Argument	Use	Description
SQLSMALLINT	<i>InputOutputType</i>	Input	<p>The type of parameter. The value of the SQL_DESC_PARAMETER_TYPE field of the implementation parameter descriptor is also set to this argument. The supported types are:</p> <ul style="list-style-type: none"> SQL_PARAM_INPUT: The parameter marker is associated with an SQL statement that is not a stored procedure CALL; or, it marks an input parameter of the CALLED stored procedure. <p>When the statement is processed, the actual data value for the parameter is sent to the data source: the <i>ParameterValuePtr</i> buffer must contain valid input data values; the <i>StrLen_or_IndPtr</i> buffer must contain the corresponding length value or SQL_NTS, SQL_NULL_DATA, or (if the value should be sent via SQLParamData() and SQLPutData()) SQL_DATA_AT_EXEC.</p> <ul style="list-style-type: none"> SQL_PARAM_INPUT_OUTPUT: The parameter marker is associated with an input/output parameter of the CALLED stored procedure. <p>When the statement is processed, actual data value for the parameter is sent to the data source: the <i>ParameterValuePtr</i> buffer must contain valid input data values; the <i>StrLen_or_IndPtr</i> buffer must contain the corresponding length value or SQL_NTS, SQL_NULL_DATA, or (if the value should be sent via SQLParamData() and SQLPutData()) SQL_DATA_AT_EXEC.</p> <ul style="list-style-type: none"> SQL_PARAM_OUTPUT: The parameter marker is associated with an output parameter of the CALLED stored procedure. <p>After the statement is processed, data for the output parameter is returned to the application buffer specified by <i>ParameterValuePtr</i> and <i>StrLen_or_IndPtr</i>, unless both are NULL pointers, in which case the output data is discarded. If an output parameter does not have a return value then <i>StrLen_or_IndPtr</i> is set to SQL_NULL_DATA.</p>

SQLBindParameter

Table 22. *SQLBindParameter* arguments (continued)

Data type	Argument	Use	Description
SQLSMALLINT	<i>ValueType</i>	Input	<p>C data type of the parameter. The following types are supported:</p> <ul style="list-style-type: none"> • SQL_BIGINT • SQL_BINARY • SQL_BLOB • SQL_BLOB_LOCATOR • SQL_CHAR • SQL_CLOB • SQL_CLOB_LOCATOR • SQL_DATETIME • SQL_DBCLOB • SQL_DBCLOB_LOCATOR • SQL_DECFLOAT • SQL_DECIMAL • SQL_DOUBLE • SQL_FLOAT • SQL_GRAPHIC • SQL_INTEGER • SQL_NUMERIC • SQL_REAL • SQL_SMALLINT • SQL_TYPE_DATE • SQL_TYPE_TIME • SQL_TYPE_TIMESTAMP • SQL_VARBINARY • SQL_VARCHAR • SQL_VARGRAPHIC • SQL_WCHAR • SQL_WVARCHAR <p>Specifying SQL_C_DEFAULT causes data to be transferred from its default C data type to the type indicated in <i>ParameterType</i>.</p>
SQLSMALLINT	<i>ParameterType</i>	Input	SQL data type of the parameter.
SQLINTEGER	<i>ColumnSize</i>	Input	<p>Precision of the corresponding parameter marker.</p> <ul style="list-style-type: none"> • If <i>ParameterType</i> denotes a binary or single-byte character string (for example, SQL_CHAR), this is the maximum length in bytes for this parameter marker. • If <i>ParameterType</i> denotes a double-byte character string (for example, SQL_GRAPHIC), this is the maximum length in double-byte characters for this parameter. • If <i>ParameterType</i> denotes SQL_DECIMAL or SQL_NUMERIC, this is the maximum decimal precision. • Otherwise, this argument is ignored.

Table 22. SQLBindParameter arguments (continued)

Data type	Argument	Use	Description
SQLSMALLINT	<i>DecimalDigits</i>	Input	<p>Scale of the corresponding parameter if <i>ParameterType</i> is SQL_DECIMAL or SQL_NUMERIC. If <i>ParameterType</i> is SQL_TYPE_TIMESTAMP, this is the number of digits to the right of the decimal point in the character representation of a timestamp (for example, the scale of yyyy-mm-dd hh:mm:ss.fff is 3).</p> <p>Other than for the <i>ParameterType</i> values mentioned here, <i>DecimalDigits</i> is ignored.</p>
SQLPOINTER	<i>ParameterValuePtr</i>	Input (deferred), or output (deferred), or both	<ul style="list-style-type: none"> On input (<i>InputOutputType</i> set to SQL_PARAM_INPUT, or SQL_PARAM_INPUT_OUTPUT), the following situations are true: <ul style="list-style-type: none"> At processing time, if <i>StrLen_or_IndPtr</i> does not contain SQL_NULL_DATA or SQL_DATA_AT_EXEC, then <i>ParameterValuePtr</i> points to a buffer that contains the actual data for the parameter. If <i>StrLen_or_IndPtr</i> contains SQL_DATA_AT_EXEC, then <i>ParameterValuePtr</i> is an application-defined 32-bit value that is associated with this parameter. This 32-bit value is returned to the application via a subsequent SQLParamData() call. If SQLParamOptions() is called to specify multiple values for the parameter, then <i>ParameterValuePtr</i> is a pointer to an input buffer array of <i>BufferLength</i> bytes. On output (<i>InputOutputType</i> set to SQL_PARAM_OUTPUT, or SQL_PARAM_INPUT_OUTPUT), the following situations are true: <ul style="list-style-type: none"> <i>ParameterValuePtr</i> points to the buffer where the output parameter value of the stored procedure is stored. If <i>InputOutputType</i> is set to SQL_PARAM_OUTPUT, and both <i>ParameterValuePtr</i> and <i>StrLen_or_IndPtr</i> are NULL pointers, then the output parameter value or the return value from the stored procedure call is discarded.
SQLINTEGER	<i>BufferLength</i>	Input	Not used.

SQLBindParameter

Table 22. SQLBindParameter arguments (continued)

Data type	Argument	Use	Description
SQLINTEGER *	StrLen_or_IndPtr	Input (deferred), output (deferred)	<p>If this is an input or input/output parameter, this is the pointer to the location that contains (when the statement is processed) the length of the parameter marker value stored at <i>ParameterValuePtr</i>.</p> <p>To specify a null value for a parameter marker, this storage location must contain SQL_NULL_DATA.</p> <p>To specify an extended indicator value for a parameter marker, this storage location must contain SQL_UNASSIGNED or SQL_DEFAULT. The SQL_ATTR_EXTENDED_INDICATORS connection attribute must be set to SQL_TRUE for either of these values to be honored.</p> <p>If <i>ValueType</i> is SQL_C_CHAR, this storage location must contain either the exact length of the data stored at <i>ParameterValuePtr</i>, or SQL_NTS if the content at <i>ParameterValuePtr</i> is null-terminated.</p> <p>For all values of <i>ParameterValuePtr</i>, if <i>ValueType</i> indicates LOB data, this storage location must contain the length of the data stored at <i>ParameterValuePtr</i>. This length value must be specified in bytes, not the number of double-byte characters.</p> <p>If <i>ValueType</i> indicates character data (explicitly, or implicitly using SQL_C_DEFAULT), and this pointer is set to NULL, it is assumed that the application always provides a null-terminated string in <i>ParameterValuePtr</i>. This also implies that this parameter marker never has a null value.</p> <p>If <i>ValueType</i> specifies any form of double-byte character data, then <i>StrLen_or_IndPtr</i> must be the number of double-byte characters, not the number of bytes.</p> <p>When SQLExecute() or SQLExecDirect() is called, and <i>StrLen_or_IndPtr</i> points to a value of SQL_DATA_AT_EXEC, the data for the parameter is sent with SQLPutData(). This parameter is referred to as a <i>data-at-execution</i> parameter.</p>

Usage

A parameter marker is represented by a "?" character in an SQL statement and is used to indicate a position in the statement where an application supplied value is to be substituted when the statement is processed. This value is obtained from an application variable.

The application must bind a variable to each parameter marker in the SQL statement before executing the SQL statement. For this function, *ParameterValuePtr* and *StrLen_or_IndPtr* are deferred arguments; the storage locations must be valid and contain input data values when the statement is processed. This means either keeping the `SQLExecDirect()` or `SQLExecute()` call in the same procedure scope as the `SQLBindParameter()` calls, or these storage locations must be dynamically allocated or declared statically or globally.

Parameter markers are referred to by number (*ParameterNumber*) and are numbered sequentially from left to right, starting at 1.

All parameters bound by this function remain in effect until `SQLFreeStmt()` is called with either the `SQL_DROP` or `SQL_RESET_PARAMS` option, or until `SQLBindParameter()` is called again for the same parameter *ParameterNumber* number.

After the SQL statement and the results have been processed, the application might want to reuse the statement handle to process a different SQL statement. If the parameter marker specifications are different (number of parameters, length or type), then `SQLFreeStmt()` should be called with `SQL_RESET_PARAMS` to reset or clear the parameter bindings.

The C buffer data type that is given by *ValueType* must be compatible with the SQL data type that is indicated by *ParameterType*, or an error occurs.

Because the data in the variables referenced by *ParameterValuePtr* and *StrLen_or_IndPtr* is not verified until the statement is processed, data content or format errors are not detected or reported until `SQLExecute()` or `SQLExecDirect()` is called.

`SQLBindParameter()` essentially extends the capability of the `SQLSetParam()` function by providing a method of specifying whether a parameter is input, input and output, or output. This information is necessary for the proper handling of parameters for stored procedures.

The *InputOutputType* argument specifies the type of the parameter. All parameters in the SQL statements that do not call procedures are input parameters. Parameters in stored procedure calls can be input, input/output, or output parameters. Even though the DB2 stored procedure argument convention typically implies that all procedure arguments are input/output, the application programmer can still choose to specify more exactly the input or output nature on the `SQLBindParameter()` to follow a more rigorous coding style. Also, note that these types should be consistent with the parameter types specified when the stored procedure is registered with the SQL `CREATE PROCEDURE` statement.

- If an application cannot determine the type of a parameter in a procedure call, set *InputOutputType* to `SQL_PARAM_INPUT`; if the data source returns a value for the parameter, DB2 for i5/OS CLI discards it.
- If an application has marked a parameter as `SQL_PARAM_INPUT_OUTPUT` or `SQL_PARAM_OUTPUT` and the data source does not return a value, DB2 for i5/OS CLI sets the *StrLen_or_IndPtr* buffer to `SQL_NULL_DATA`.
- If an application marks a parameter as `SQL_PARAM_OUTPUT`, data for the parameter is returned to the application after the `CALL` statement has been processed. If the *ParameterValuePtr* and *StrLen_or_IndPtr* arguments are both null pointers, DB2 for i5/OS CLI discards the output value. If the data source does not return a value for an output parameter, DB2 for i5/OS CLI sets the *StrLen_or_IndPtr* buffer to `SQL_NULL_DATA`.
- For this function, both *ParameterValuePtr* and *StrLen_or_IndPtr* are deferred arguments. In the case where *InputOutputType* is set to `SQL_PARAM_INPUT` or `SQL_PARAM_INPUT_OUTPUT`, the storage locations must be valid and contain input data values when the statement is processed. This means either keeping the `SQLExecDirect()` or `SQLExecute()` call in the same procedure scope as the `SQLBindParameter()` calls, or, these storage locations must be dynamically allocated or statically / globally declared.

SQLBindParameter

Similarly, if *InputOutputType* is set to `SQL_PARAM_OUTPUT` or `SQL_PARAM_INPUT_OUTPUT`, the *ParameterValuePtr* and *StrLen_or_IndPtr* buffer locations must remain valid until the `CALL` statement has been processed.

When `SQLBindParameter()` is used to bind an application variable to an output parameter for a stored procedure, DB2 for i5/OS CLI can provide some performance enhancement if the *ParameterValuePtr* buffer is placed consecutively in memory after the *StrLen_or_IndPtr* buffer. For example:

```
struct {  SQLINTEGER  StrLen_or_IndPtr;  
         SQLCHAR    ParameterValuePtr[MAX_BUFFER];  
} column;
```

For decimal floating point data types, a precision of 32, 64, or 128 can be specified by using the default symbolic C data type constants. For example, to specify a decimal floating point data type with a precision of 128 bytes, *ValueType* can be set to `SQL_C_DECIMAL128`.

Return codes

- `SQL_SUCCESS`
- `SQL_SUCCESS_WITH_INFO`
- `SQL_ERROR`
- `SQL_INVALID_HANDLE`

Error conditions

Table 23. *SQLBindParameter* SQLSTATEs

SQLSTATE	Description	Explanation
07006	Conversion not valid	The conversion from the data value identified by the <i>ValueType</i> argument to the data type identified by the <i>ParameterType</i> argument is not a meaningful conversion. (For example, conversion from <code>SQL_C_DATE</code> to <code>SQL_DOUBLE</code> .)
40003 08S01	Communication link failure	The communication link between the application and data source fails before the function is completed.
58004	Unexpected system failure	Unrecoverable system error.
HY001	Memory allocation failure	DB2 for i5/OS CLI is unable to allocate memory required to support the processing or completion of the function.
HY003	Program type out of range	The value specified by the argument <i>ParameterNumber</i> not a valid data type or <code>SQL_C_DEFAULT</code> .
HY004	SQL data type out of range	The value specified for the argument <i>ParameterType</i> is not a valid SQL data type.
HY009	Argument value not valid	The argument <i>ParameterValuePtr</i> is a null pointer and the argument <i>StrLen_or_IndPtr</i> is a null pointer, and <i>InputOutputType</i> is not <code>SQL_PARAM_OUTPUT</code> .
HY010	Function sequence error	Function is called after <code>SQLExecute()</code> or <code>SQLExecDirect()</code> has returned <code>SQL_NEED_DATA</code> , but data has not been sent for all <i>data-at-execution</i> parameters.
HY013	Unexpected memory handling error	DB2 for i5/OS CLI is unable to access memory required to support the processing or completion of the function.
HY014	Too many handles	The maximum number of handles has been allocated.
HY021	Inconsistent descriptor information	The descriptor information checked during a consistency check is not consistent.
HY090	String or buffer length not valid	The value specified for the <i>BufferLength</i> argument is less than 0.

Table 23. SQLBindParameter SQLSTATES (continued)

SQLSTATE	Description	Explanation
HY093	Parameter number not valid	The value specified for the <i>ValueType</i> argument is less than 1 or greater than the maximum number of parameters supported by the data source.
HY094	Scale value not valid	The value specified for <i>ParameterType</i> is either SQL_DECIMAL or SQL_NUMERIC and the value specified for <i>DecimalDigits</i> is less than 0 or greater than the value for the argument <i>ParamDef</i> (precision). The value specified for <i>ParameterType</i> is SQL_C_TIMESTAMP and the value for <i>ParameterType</i> is either SQL_CHAR or SQL_VARCHAR and the value for <i>DecimalDigits</i> is less than 0 or greater than 6.
HY104	Precision value not valid	The value specified for <i>ParameterType</i> is either SQL_DECIMAL or SQL_NUMERIC and the value specified for <i>ParamDef</i> is less than 1.
HY105	Parameter type not valid	<i>InputOutputType</i> is not one of SQL_PARAM_INPUT, SQL_PARAM_OUTPUT, or SQL_PARAM_INPUT_OUTPUT.
HYC00	Driver not capable	DB2 for i5/OS CLI or data source does not support the conversion specified by the combination of the value specified for the argument <i>ValueType</i> and the value specified for the argument <i>ParameterType</i> . The value specified for the argument <i>ParameterType</i> is not supported by either DB2 for i5/OS CLI or the data source.

References

- “SQLExecDirect - Execute a statement directly” on page 98
- “SQLExecute - Execute a statement” on page 100
- “SQLParamData - Get next parameter for which a data value is needed” on page 192
- “SQLPutData - Pass data value for a parameter” on page 211

SQLCancel

SQLCancel - Cancel statement

SQLCancel () is used to end the processing of an SQL statement operation that is running synchronously. To cancel the function, the application calls SQLCancel () with the same statement handle that is used by the target function, but on a different thread. How the function is canceled depends on the operating system.

Syntax

```
SQLRETURN SQLCancel (SQLHSTMT hstmt);
```

Function arguments

Table 24. SQLCancel arguments

Data type	Argument	Use	Description
SQLHSTMT	<i>hstmt</i>	Input	Statement handle

Usage

A successful return code indicates that the implementation has accepted the cancel request; it does not ensure that the processing is canceled.

Return codes

- SQL_SUCCESS
- SQL_INVALID_HANDLE
- SQL_ERROR

Diagnostics

Table 25. SQLCancel SQLSTATEs

SQLSTATE	Description	Explanation
HY009 *	Argument value that is not valid	<i>hstmt</i> is not a statement handle.

Restrictions

DB2 for i5/OS CLI does not support asynchronous statement processing.

SQLCloseCursor - Close cursor statement

SQLCloseCursor() closes the open cursor on a statement handle.

Syntax

```
SQLRETURN SQLCloseCursor (SQLHSTMT hstmt);
```

Function arguments

Table 26. SQLCloseCursor arguments

Data type	Argument	Use	Description
SQLHSTMT	<i>hstmt</i>	Input	Statement handle

Usage

Calling SQLCloseCursor() closes any cursor associated with the statement handle and discards any pending results. If no open cursor is associated with the statement handle, the function has no effect.

If the statement handle references a stored procedure that has multiple result sets, the SQLCloseCursor() closes only the current result set. Any additional result sets remain open and usable.

Return codes

- SQL_SUCCESS
- SQL_INVALID_HANDLE
- SQL_ERROR

Diagnostics

Table 27. SQLCloseCursor SQLSTATEs

SQLSTATE	Description	Explanation
08003 *	Connection not open	The connection for hstmt is not established.
HY009 *	Argument value that is not valid	<i>hstmt</i> is not a statement handle.
HY021	Internal descriptor that is not valid	The internal descriptor cannot be addressed or allocated, or it contains a value that is not valid.

SQLColAttribute

SQLColAttribute - Return a column attribute

SQLColAttribute() obtains an attribute for a column of the result set, and is also used to determine the number of columns. SQLColAttribute() is a more extensible alternative to the SQLDescribeCol() function.

Either SQLPrepare() or SQLExecDirect() must be called before calling this function.

This function (or SQLDescribeCol()) must be called before SQLBindCol(), if the application does not know the various attributes (such as data type and length) of the column.

Unicode (UTF-16) equivalent: This function can also be used with the Unicode (UTF-16) character set. The corresponding Unicode function is SQLColAttributeW(). Refer to “Unicode in DB2 CLI” on page 299 for more information about Unicode support for DB2 CLI.

Syntax

```
SQLRETURN SQLColAttribute (SQLHSTMT      StatementHandle,  
                          SQLSMALLINT   ColumnNumber,  
                          SQLSMALLINT   FieldIdentifier,  
                          SQLPOINTER    CharacterAttributePtr,  
                          SQLSMALLINT   BufferLength,  
                          SQLSMALLINT   *StringLengthPtr,  
                          SQLPOINTER    NumericAttributePtr);
```

Function arguments

Table 28. SQLColAttribute arguments

Data type	Argument	Use	Description
SQLHSTMT	<i>StatementHandle</i>	Input	Statement handle.
SQLSMALLINT	<i>ColumnNumber</i>	Input	The number of the record in the IRD from which the field value is to be retrieved. This argument corresponds to the column number of result data, ordered sequentially from left to right, starting at 1. Columns can be described in any order. Column 0 can be specified in this argument, but all values except SQL_DESC_TYPE and SQL_DESC_OCTET_LENGTH will return undefined values.
SQLSMALLINT	<i>FieldIdentifier</i>	Input	The field in row ColumnNumber of the IRD that is to be returned Table 29 on page 61.
SQLPOINTER	<i>CharacterAttributePtr</i>	Output	Pointer to a buffer in which to return the value in the FieldIdentifier field of the ColumnNumber row of the IRD, if the field is a character string. Otherwise, the field is unused.
SQLSMALLINT	<i>BufferLength</i>	Input	Number of SQLCHAR elements (or SQLWCHAR elements for the Unicode variant of this function) needed to store the *CharacterAttributePtr buffer, if the field is a character string. Otherwise, the field is ignored.

Table 28. SQLColAttribute arguments (continued)

Data type	Argument	Use	Description
SQLSMALLINT *	<i>StringLengthPtr</i>	Output	<p>Pointer to a buffer in which to return the total number of bytes (excluding the byte count of the null termination character for character data) available to return in *CharacterAttributePtr.</p> <p>For character data, if the number of bytes available to return is greater than or equal to BufferLength, the descriptor information in *CharacterAttributePtr is truncated to BufferLength minus the length of a null termination character and is null-terminated by DB2 CLI.</p> <p>For all other types of data, the value of BufferLength is ignored and DB2 CLI assumes the size of *CharacterAttributePtr is 32 bits.</p>
SQLPOINTER	<i>NumericAttributePtr</i>	Output	<p>Pointer to a buffer in which to return the value in the FieldIdentifier field of the ColumnNumber row of the IRD, if the field is a numeric descriptor type, such as SQL_DESC_COLUMN_LENGTH. Otherwise, the field is unused.</p>

Table 29. Field Identifier descriptor types

Descriptor	Type	Description
SQL_DESC_AUTO_INCREMENT	INTEGER	This is SQL_TRUE if the column can be incremented automatically upon insertion of a new row to the table. SQL_FALSE if the column cannot be incremented automatically.
SQL_DESC_BASE_COLUMN	CHAR(128)	<p>The name of the actual column in the underlying table over which this column is built.</p> <p>For this attribute to be retrieved, the attribute SQL_ATTR_EXTENDED_COL_INFO must have been set to SQL_TRUE for either the statement handle or the connection handle.</p>
SQL_DESC_BASE_SCHEMA	CHAR(128)	<p>The schema name of the underlying table over which this column is built.</p> <p>For this attribute to be retrieved, the attribute SQL_ATTR_EXTENDED_COL_INFO must have been set to SQL_TRUE for either the statement handle or the connection handle.</p>
SQL_DESC_BASE_TABLE	CHAR(128)	<p>The name of the underlying table over which this column is built.</p> <p>For this attribute to be retrieved, the attribute SQL_ATTR_EXTENDED_COL_INFO must have been set to SQL_TRUE for either the statement handle or the connection handle.</p>
SQL_DESC_COUNT	SMALLINT	The number of columns in the result set is returned in <i>NumericAttributePtr</i> .

SQLColAttribute

Table 29. Field Identifier descriptor types (continued)

Descriptor	Type	Description
SQL_DESC_DISPLAY_SIZE	SMALLINT	The maximum number of bytes needed to display the data in character form is returned in <i>NumericAttributePtr</i> .
SQL_DESC_LABEL	CHAR(128)	The label for this column, if one exists. Otherwise, a zero-length string. For this attribute to be retrieved, the attribute <code>SQL_ATTR_EXTENDED_COL_INFO</code> must have been set to <code>SQL_TRUE</code> for either the statement handle or the connection handle.
SQL_DESC_LENGTH	INTEGER	The number of <i>bytes</i> of data associated with the column is returned in <i>NumericAttributePtr</i> . If the column identified in <i>ColumnNumber</i> is character based, for example, <code>SQL_CHAR</code> , <code>SQL_VARCHAR</code> , or <code>SQL_LONG_VARCHAR</code> , the actual length or maximum length is returned. If the column type is <code>SQL_DECIMAL</code> or <code>SQL_NUMERIC</code> , <code>SQL_DESC_LENGTH</code> is $(precision * 256) + scale$. This is returned so that the same value can be passed as input on <code>SQLBindCol()</code> . The precision and scale can also be obtained as separate values for these data types by using <code>SQL_DESC_PRECISION</code> and <code>SQL_DESC_SCALE</code> .
SQL_DESC_NAME	CHAR(128)	The name of the column <i>ColumnNumber</i> is returned in <i>CharacterAttributePtr</i> . If the column is an expression, then the result returned is product specific.
SQL_DESC_NULLABLE	SMALLINT	If the column identified by <i>ColumnNumber</i> can contain nulls, then <code>SQL_NULLABLE</code> is returned in <i>NumericAttributePtr</i> . If the column is constrained not to accept nulls, then <code>SQL_NO_NULLS</code> is returned in <i>NumericAttributePtr</i> .
SQL_DESC_PRECISION	SMALLINT	The precision attribute of the column is returned.
SQL_DESC_SCALE	SMALLINT	The scale attribute of the column is returned.
SQL_DESC_SEARCHABLE	INTEGER	This is <code>SQL_UNSEARCHABLE</code> if the column cannot be used in a WHERE clause. This is <code>SQL_LIKE_ONLY</code> if the column can be used in a WHERE clause only with the LIKE predicate. This is <code>SQL_ALL_EXCEPT_LIKE</code> if the column can be used in a WHERE clause with all comparison operators except LIKE . This is <code>SQL_SEARCHABLE</code> if the column can be used in a WHERE clause with any comparison operator. For this attribute to be retrieved, the attribute <code>SQL_ATTR_EXTENDED_COL_INFO</code> must have been set to <code>SQL_TRUE</code> for either the statement handle or the connection handle.

Table 29. Field Identifier descriptor types (continued)

Descriptor	Type	Description
SQL_DESC_TYPE_NAME	CHAR(128)	The character representation of the SQL data type of the column identified in <i>ColumnNumber</i> . This is returned in <i>CharacterAttributePtr</i> . The possible values for the SQL data type are listed in Table 4 on page 19. In addition, user-defined type (UDT) information is also returned. The format for the UDT is <schema name qualifier><job's current separator><UDT name>.
SQL_DESC_TYPE	SMALLINT	The SQL data type of the column identified in <i>ColumnNumber</i> is returned in <i>NumericAttributePtr</i> . The possible values for <i>pfSqlType</i> are listed in Table 4 on page 19.
SQL_DESC_UNNAMED	SMALLINT	This is SQL_NAMED if the NAME field is an actual name, or SQL_UNNAMED if the NAME field is an implementation-generated name.
SQL_DESC_UPDATABLE	INTEGER	Column is described by the values for the defined constants: SQL_ATTR_READONLY SQL_ATTR_WRITE SQL_ATTR_READWRITE_UNKNOWN SQL_COLUMN_UPDATABLE describes the updatability of the column in the result set. Whether a column can be updated can be based on the data type, user privileges, and the definition of the result set itself. If it is unclear whether a column can be updated, SQL_ATTR_READWRITE_UNKNOWN should be returned. For this attribute to be retrieved, the attribute SQL_ATTR_EXTENDED_COL_INFO must have been set to SQL_TRUE for either the statement handle or the connection handle.

Usage

Instead of returning a specific set of arguments like `SQLDescribeCol()`, `SQLColAttribute()` can be used to specify which attribute you want to receive for a specific column. If the required information is a string, it is returned in *CharacterAttributePtr*. If the required information is a number, it is returned in *NumericAttributePtr*.

Although `SQLColAttribute()` allows for future extensions, it requires more calls to receive the same information than `SQLDescribeCol()` for each column.

If a *FieldIdentifier* descriptor type does not apply to the database server, an empty string is returned in *CharacterAttributePtr* or zero is returned in *NumericAttributePtr*, depending on the expected result of the descriptor.

Columns are identified by a number (numbered sequentially from left to right starting with 1) and can be described in any order.

Calling `SQLColAttribute()` with *FieldIdentifier* set to `SQL_DESC_COUNT` is an alternative to calling `SQLNumResultCols()` to determine whether any columns can be returned.

SQLColAttribute

| Call `SQLNumResultCols()` before calling `SQLColAttribute()` to determine whether a result set exists.

| Return codes

- | • `SQL_SUCCESS`
- | • `SQL_SUCCESS_WITH_INFO`
- | • `SQL_ERROR`
- | • `SQL_INVALID_HANDLE`
- | • `SQL_NO_DATA_FOUND`

| Diagnostics

| *Table 30. SQLColAttribute SQLSTATES*

SQLSTATE	Description	Explanation
01004	Data truncated	The requested information is returned as a null-terminated string and its length exceeded the length of the application buffer as specified in <i>cbInfoValueMax</i> . The argument <i>pcbInfoValue</i> contains the action (not truncated) length of the requested information.
07009	Column number that is not valid	The value specified for the argument <i>ColumnNumber</i> is less than 1.
HY009	Argument value that is not valid	The value specified for the argument <i>FieldIdentifier</i> is not equal to a value specified in Table 28 on page 60. The argument <i>CharacterAttributePtr</i> , <i>StringLengthPtr</i> , or <i>NumericAttributePtr</i> is a null pointer.
HY010	Function sequence error	The function is called before calling <code>SQLPrepare()</code> or <code>SQLExecDirect()</code> for the <i>StatementHandle</i> .
HY021	Internal descriptor that is not valid	The internal descriptor cannot be addressed or allocated, or it contains a value that is not valid.
HYC00	Driver not capable	The SQL data type returned by the database server for column <i>ColumnNumber</i> is not recognized by DB2 for i5/OS CLI.

| References

- | • “SQLBindCol - Bind a column to an application variable” on page 34
- | • “SQLDescribeCol - Describe column attributes” on page 81
- | • “SQLExecDirect - Execute a statement directly” on page 98
- | • “SQLExecute - Execute a statement” on page 100
- | • “SQLPrepare - Prepare a statement” on page 196

SQLColAttributes - Obtain column attributes

SQLColAttributes() has been deprecated and replaced by SQLColAttribute().

Although this release version of DB2 CLI continues to support SQLColAttributes(), it is recommended that you begin using SQLColAttribute() in your DB2 CLI programs so that they conform to the latest standards.”

- | Unicode (UTF-16) equivalent: This function can also be used with the Unicode (UTF-16) character set. The
- | corresponding Unicode function is SQLColAttributesW(). Refer to “Unicode in DB2 CLI” on page 299 for
- | more information about Unicode support for DB2 CLI.

Syntax

```
SQLRETURN SQLColAttributes (SQLHSTMT      StatementHandle,
                          SQLSMALLINT    ColumnNumber,
                          SQLSMALLINT    FieldIdentifier,
                          SQLPOINTER     CharacterAttributePtr,
                          SQLSMALLINT    BufferLength,
                          SQLSMALLINT    *StringLengthPtr,
                          SQLPOINTER     NumericAttributePtr);
```

Note: Refer to “SQLColAttribute - Return a column attribute” on page 60 for a description of the applicable sections.

SQLColumnPrivileges

SQLColumnPrivileges - Get privileges associated with the columns of a table

SQLColumnPrivileges() returns a list of columns and associated privileges for the specified table. The information is returned in an SQL result set, which can be retrieved with the same functions that are used to process a result set generated from a query.

| Unicode (UTF-16) equivalent: This function can also be used with the Unicode (UTF-16) character set. The
| corresponding Unicode function is SQLColumnPrivilegesW(). Refer to “Unicode in DB2 CLI” on page 299
| for more information about Unicode support for DB2 CLI.

Syntax

```
SQLRETURN SQLColumnPrivileges (
    SQLHSTMT          StatementHandle,
    SQLCHAR           *CatalogName,
    SQLSMALLINT       NameLength1,
    SQLCHAR           *SchemaName,
    SQLSMALLINT       NameLength2,
    SQLCHAR           *TableName,
    SQLSMALLINT       NameLength3,
    SQLCHAR           *ColumnName,
    SQLSMALLINT       NameLength4);
```

Function arguments

Table 31. SQLColumnPrivileges arguments

Data type	Argument	Use	Description
SQLHSTMT	<i>StatementHandle</i>	Input	Statement handle.
SQLCHAR *	<i>CatalogName</i>	Input	Catalog qualifier of a 3 part table name. This must be a NULL pointer or a zero length string.
SQLSMALLINT	<i>NameLength1</i>	Input	Length of <i>CatalogName</i> . This must be set to 0.
SQLCHAR *	<i>SchemaName</i>	Input	Schema qualifier of table name.
SQLSMALLINT	<i>NameLength2</i>	Input	Length of <i>SchemaName</i> .
SQLCHAR *	<i>TableName</i>	Input	Table Name.
SQLSMALLINT	<i>NameLength3</i>	Input	Length of <i>TableName</i> .
SQLCHAR *	<i>ColumnName</i>	Input	Buffer that can contain a <i>pattern-value</i> to qualify the result set by column name.
SQLSMALLINT	<i>NameLength4</i>	Input	Length of <i>ColumnName</i> .

Usage

The results are returned as a standard result set containing the columns listed in Table 32 on page 67. The result set is ordered by TABLE_CAT, TABLE_SCHEM, TABLE_NAME, COLUMN_NAME, and PRIVILEGE. If multiple privileges are associated with any given column, each privilege is returned as a separate row. A typical application might want to call this function after a call to SQLColumns() to determine column privilege information. The application should use the character strings returned in the TABLE_SCHEM, TABLE_NAME, COLUMN_NAME columns of the SQLColumns() result set as input arguments to this function

Because calls to SQLColumnPrivileges() in many cases map to a complex and thus expensive query against the system catalog, they should be used sparingly, and the results saved rather than repeating the calls.

The VARCHAR columns of the catalog-functions result set have been declared with a maximum length attribute of 128 to be consistent with SQL92 limits. Because DB2 names are less than 128, the application can choose to always set aside 128 characters (plus the null-terminator) for the output buffer, or alternatively, call SQLGetInfo() with SQL_MAX_CATALOG_NAME_LEN, SQL_MAX_SCHEMA_NAME_LEN, SQL_MAX_TABLE_NAME_LEN, and SQL_MAX_COLUMN_NAME_LEN. The SQL_MAX_CATALOG_NAME_LEN value determines the actual length of the TABLE_CAT supported by the connected Database Management System (DBMS). The SQL_MAX_SCHEMA_NAME_LEN value determines the actual length of the TABLE_SCHEM supported by the connected DBMS. The SQL_MAX_TABLE_NAME_LEN value determines the actual length of the TABLE_NAME supported by the connected DBMS. The SQL_MAX_COLUMN_NAME_LEN value determines the actual length of the COLUMN_NAME supported by the connected DBMS.

Note that the *ColumnName* argument accepts a search pattern.

Although new columns can be added and the names of the existing columns changed in future releases, the position of the current columns does not change.

Table 32. Columns returned by SQLColumnPrivileges

Column number/name	Data type	Description
1 TABLE_CAT	VARCHAR(128)	This is always NULL.
2 TABLE_SCHEM	VARCHAR(128)	The name of the schema containing TABLE_NAME.
3 TABLE_NAME	VARCHAR(128) not NULL	Name of the table or view.
4 COLUMN_NAME	VARCHAR(128) not NULL	Name of the column of the specified table or view.
5 GRANTOR	VARCHAR(128)	Authorization ID of the user who granted the privilege.
6 GRANTEE	VARCHAR(128)	Authorization ID of the user to whom the privilege is granted.
7 PRIVILEGE	VARCHAR(128)	The column privilege. This can be: <ul style="list-style-type: none"> • INSERT • REFERENCES • SELECT • UPDATE
8 IS_GRANTABLE	VARCHAR(3)	This indicates whether the grantee is permitted to grant the privilege to other users. Either YES or NO.

Note: The column names used by DB2 for i5/OS CLI follow the X/Open CLI CAE specification style. The column types, contents and order are identical to those defined for the SQLColumnPrivileges() result set in ODBC.

If there is more than one privilege associated with a column, then each privilege is returned as a separate row in the result set.

Return codes

- SQL_SUCCESS
- SQL_SUCCESS_WITH_INFO
- SQL_ERROR
- SQL_INVALID_HANDLE

SQLColumnPrivileges

Diagnostics

Table 33. SQLColumnPrivileges SQLSTATES

SQLSTATE	Description	Explanation
HY001	Memory allocation failure	The driver is unable to allocate memory required to support the processing or completion of the function.
HY009	String or buffer length that is not valid	The value of one of the name length arguments is less than 0, but not equal to SQL_NTS.
HY010	Function sequence error	There is an open cursor for this statement handle, or there is no connection for this statement handle.
HY021	Internal descriptor that is not valid	The internal descriptor cannot be addressed or allocated, or it contains a value that is not valid.

Restrictions

None.

Example

```
/* From the CLI sample TBINFO.C */
/* ... */

/* call SQLColumnPrivileges */
printf("\n Call SQLColumnPrivileges for:\n");
printf(" tbSchema = %s\n", tbSchema);
printf(" tbName = %s\n", tbName);
sqlrc = SQLColumnPrivileges( hstmt, NULL, 0,
                             tbSchema, SQL_NTS,
                             tbName, SQL_NTS,
                             colNamePattern, SQL_NTS);
```

References

- “SQLColumns - Get column information for a table” on page 69
- “SQLTables - Get table information” on page 259

SQLColumns - Get column information for a table

SQLColumns() returns a list of columns in the specified tables. The information is returned in an SQL result set, which can be retrieved with the same functions that are used to fetch a result set generated by a SELECT statement.

Unicode (UTF-16) equivalent: This function can also be used with the Unicode (UTF-16) character set. The corresponding Unicode function is SQLColumnsW(). Refer to “Unicode in DB2 CLI” on page 299 for more information about Unicode support for DB2 CLI.

Syntax

```
SQLRETURN SQLColumns (SQLHSTMT      hstmt,
                     SQLCHAR        *szCatalogName,
                     SQLSMALLINT    cbCatalogName,
                     SQLCHAR        *szSchemaName,
                     SQLSMALLINT    cbSchemaName,
                     SQLCHAR        *szTableName,
                     SQLSMALLINT    cbTableName,
                     SQLCHAR        *szColumnName,
                     SQLSMALLINT    cbColumnName);
```

Function arguments

Table 34. SQLColumns arguments

Data type	Argument	Use	Description
SQLHSTMT	<i>hstmt</i>	Input	Statement handle.
SQLCHAR *	<i>szCatalogName</i>	Input	Buffer that might contain a <i>pattern-value</i> to qualify the result set. <i>Catalog</i> is the first part of a three-part table name. This must be a NULL pointer or a zero length string.
SQLSMALLINT	<i>cbCatalogName</i>	Input	Length of <i>szCatalogName</i> . This must be set to 0.
SQLCHAR *	<i>szSchemaName</i>	Input	Buffer that might contain a <i>pattern-value</i> to qualify the result set by schema name.
SQLSMALLINT	<i>cbSchemaName</i>	Input	Length of <i>szSchemaName</i>
SQLCHAR *	<i>szTableName</i>	Input	Buffer that might contain a <i>pattern-value</i> to qualify the result set by table name.
SQLSMALLINT	<i>cbTableName</i>	Input	Length of <i>szTableName</i>
SQLCHAR *	<i>szColumnName</i>	Input	Buffer that might contain a <i>pattern-value</i> to qualify the result set by column name.
SQLSMALLINT	<i>cbColumnName</i>	Input	Length of <i>szColumnName</i>

Usage

This function retrieves information about the columns of a table or a list of tables.

SQLColumns() returns a standard result set. Table 35 on page 70 lists the columns in the result set. Applications should anticipate that additional columns beyond the REMARKS columns can be added in future releases.

SQLColumns

The *szCatalogName*, *szSchemaName*, *szTableName*, and *szColumnName* arguments accept search patterns. An escape character can be specified in conjunction with a wildcard character to allow that actual character to be used in the search pattern. The escape character is specified on the SQL_ATTR_ESCAPE_CHAR environment attribute.

This function does not return information about the columns in a result set, which is retrieved by SQLDescribeCol() or SQLColAttribute(). If an application wants to obtain column information for a result set, it should always call SQLDescribeCol() or SQLColAttribute() for efficiency. SQLColumns() maps to a complex query against the system catalogs, and can require a large amount of system resources.

Table 35. Columns returned by SQLColumns

Column number/name	Data type	Description
1 TABLE_CAT	VARCHAR(128)	The current server.
2 TABLE_SCHEM	VARCHAR(128)	The name of the schema containing TABLE_NAME.
3 TABLE_NAME	VARCHAR(128)	Name of the table, view or alias.
4 COLUMN_NAME	VARCHAR(128)	Column identifier. The name of the column of the specified view, table, or table's column the alias is built for.
5 DATA_TYPE	SMALLINT not NULL	DATA_TYPE identifies the SQL data type of the column.
6 TYPE_NAME	VARCHAR(128) not NULL	TYPE_NAME is a character string representing the name of the data type corresponding to DATA_TYPE. If the data type is FOR BIT DATA, then the corresponding string FOR BIT DATA is appended to the data type, for example, CHAR () FOR BIT DATA.
7 COLUMN_SIZE	INTEGER	If DATA_TYPE is an approximate numeric data type, this column contains the number of bits of mantissa precision of the column. For exact numeric data types, this column contains the total number of decimal digit allowed in the column. For time and timestamp data types, this column contains the number of digits of precision of the fractional seconds component; otherwise, this column is NULL. Note: The ODBC definition of precision is typically the number of digits to store the data type.
8 BUFFER_LENGTH	INTEGER	The maximum number of bytes to store data from this column if SQL_DEFAULT were specified on the SQLBindCol(), SQLGetData() and SQLBindParam() calls.
9 DECIMAL_DIGITS	SMALLINT	The scale of the column. NULL is returned for data types where scale is not applicable.

Table 35. Columns returned by SQLColumns (continued)

Column number/name	Data type	Description
10 NUM_PREC_RADIX	SMALLINT	<p>The value is 10, 2, or NULL. If DATA_TYPE is an approximate numeric data type, this column contains the value 2; then the LENGTH_PRECISION column contains the number of bits allowed in the column.</p> <p>If DATA_TYPE is an exact numeric data type, this column contains the value 10 and the LENGTH_PRECISION and NUM_SCALE columns contain the number of decimal digits allowed for the column.</p> <p>For numeric data types, the Database Management System (DBMS) can return a NUM_PREC_RADIX of either 10 or 2.</p> <p>NULL is returned for data types where radix is not applicable.</p>
11 NULLABLE	SMALLINT not NULL	<p>SQL_NO_NULLS if the column does not accept NULL values.</p> <p>SQL_NULLABLE if the column accepts NULL values.</p>
12 REMARKS	VARCHAR(254)	It might contain descriptive information about the column.
13 COLUMN_DEF	VARCHAR(254)	<p>The column's default value. If the default value is a numeric literal, then this column contains the character representation of the numeric literal with no enclosing single quotation marks. If the default value is a character string, then this column is that string enclosed in single quotation marks. If the default value is a <i>pseudo-literal</i>, such as for DATE, TIME, and TIMESTAMP columns, then this column contains the keyword of the pseudo-literal (for example, CURRENT DATE) with no enclosing quotation marks.</p> <p>If NULL is specified as the default value, then this column returns the word NULL, not enclosed in quotation marks. If the default value cannot be represented without truncation, then this column contains TRUNCATED with no enclosing single quotation marks. If no default value is specified, then this column is NULL.</p>
14 SQL_DATA_TYPE	SMALLINT not NULL	DATA_TYPE identifies the SQL data type of the column.
15 SQL_DATETIME_SUB	SMALLINT	<p>The subtype code for date and time data types:</p> <ul style="list-style-type: none"> • SQL_DATE • SQL_TIME • SQL_TIMESTAMP <p>For all other data types, this column returns NULL.</p>

SQLColumns

Table 35. Columns returned by SQLColumns (continued)

Column number/name	Data type	Description
16 CHAR_OCTET_LENGTH	INTEGER	This contains the maximum length in octets for a character data type column. For single byte character sets, this is the same as LENGTH_PRECISION. For all other data types, it is NULL.
17 ORDINAL_POSITION	INTEGER not NULL	The ordinal position of the column in the table. The first column in the table is number 1.
18 IS_NULLABLE	VARCHAR(254)	Contains the string 'NO' if the column is known to be not nullable; and 'YES' otherwise.

Return codes

- SQL_SUCCESS
- SQL_SUCCESS_WITH_INFO
- SQL_ERROR
- SQL_INVALID_HANDLE

Diagnostics

Table 36. SQLColumns SQLSTATES

SQLSTATE	Description	Explanation
HY001	Memory allocation failure	The driver is unable to allocate memory required to support the processing or completion of the function.
HY009	String or buffer length that is not valid	The value of one of the name length arguments is less than 0, but not equal SQL_NTS.
HY010	Function sequence error	There is an open cursor for this statement handle, or there is no connection for this statement handle.
HY021	Internal descriptor that is not valid	The internal descriptor cannot be addressed or allocated, or it contains a value that is not valid.

SQLConnect - Connect to a data source

SQLConnect() establishes a connection to the target database. The application can optionally supply a target SQL database, an authorization name, and an authentication string.

SQLAllocConnect() must be called before calling this function.

This function must be called before calling SQLAllocStmt().

- | Unicode (UTF-16) equivalent: This function can also be used with the Unicode (UTF-16) character set. The
- | corresponding Unicode function is SQLConnectW(). Refer to “Unicode in DB2 CLI” on page 299 for more
- | information about Unicode support for DB2 CLI.

Syntax

```
SQLRETURN SQLConnect (SQLHDBC          hdbc,
                    SQLCHAR          *szDSN,
                    SQLSMALLINT      cbDSN,
                    SQLCHAR          *szUID,
                    SQLSMALLINT      cbUID,
                    SQLCHAR          *szAuthStr,
                    SQLSMALLINT      cbAuthStr);
```

Function arguments

Table 37. SQLConnect arguments

Data type	Argument	Use	Description
SQLHDBC	<i>hdbc</i>	Input	Connection handle.
SQLCHAR *	<i>szDSN</i>	Input	Data source: name or alias name of the database.
SQLSMALLINT	<i>cbDSN</i>	Input	Length of contents of <i>szDSN</i> argument.
SQLCHAR *	<i>szUID</i>	Input	Authorization name (user identifier).
SQLSMALLINT	<i>cbUID</i>	Input	Length of contents of <i>szUID</i> argument.
SQLCHAR *	<i>szAuthStr</i>	Input	Authentication string (password).
SQLSMALLINT	<i>cbAuthStr</i>	Input	Length of contents of <i>szAuthStr</i> argument.

Usage

You can define various connection characteristics (options) in the application using SQLSetConnectOption().

The input length arguments to SQLConnect() (*cbDSN*, *cbUID*, *cbAuthStr*) can be set to the actual length of their associated data. This does not include any null-terminating character or to SQL_NTS to indicate that the associated data is null-terminated.

Leading and trailing blanks in the *szDSN* and *szUID* argument values are stripped before processing unless they are enclosed in quotation marks.

- | Input arguments *szUID* and *szAuthStr* are treated as case sensitive.

When running in server mode, both *szUID* and *szAuthStr* must be passed in order for the connection to run on behalf of a user ID other than the current user. If either parameter is NULL or both are NULL, the connection is started using the user ID that is in effect for the current job running the CLI program.

SQLConnect

The data source must already be defined on the system for the connect function to work. On the System i[®] platform, you can use the Work with Relational Database Directory Entries (WRKRDBDIRE) command to determine which data sources have been defined, and to optionally define additional data sources.

If the application does not supply a target database (*szDSN*), the CLI uses the local database as the default.

- | Non-server mode connections to the *LOCAL relational database do not lead to validation of the
- | connecting userid and password. The *CURUSR value will be used for the connection processing.

Return codes

- SQL_SUCCESS
- SQL_SUCCESS_WITH_INFO
- SQL_ERROR
- SQL_INVALID_HANDLE

Diagnostics

Table 38. SQLConnect SQLSTATES

SQLSTATE	Description	Explanation
08001	Unable to connect to data source	The driver is unable to establish a connection with the data source (server).
08002	Connection in use	The specified <i>hdbc</i> has been used to establish a connection with a data source and the connection is still open.
08004	Data source rejected establishment of connection	The data source (server) rejected the establishment of the connection.
28000	Authorization specification that is not valid	The value specified for the argument <i>szUID</i> or the value specified for the argument <i>szAuthStr</i> violated restrictions defined by the data source.
58004	System error	Unrecoverable system error.
HY001	Memory allocation failure	The driver is unable to allocate memory required to support the processing or completion of the function.
HY009	Argument value that is not valid	The value specified for argument <i>cbDSN</i> is less than 0, but not equal to SQL_NTS and the argument <i>szDSN</i> is not a null pointer. The value specified for argument <i>cbUID</i> is less than 0, but not equal to SQL_NTS and the argument <i>szUID</i> is not a null pointer. The value specified for argument <i>cbAuthStr</i> is less than 0, but not equal to SQL_NTS and the argument <i>szAuthStr</i> is not a null pointer. A nonmatching double quotation mark (") is found in either the <i>szDSN</i> , <i>szUID</i> , or <i>szAuthStr</i> argument.
HY013 *	Memory management problem	The driver is unable to access memory required to support the processing or completion of the function.
HY501 *	Data source name that is not valid	A data source name that is not valid is specified in argument <i>szDSN</i> .

Restrictions

The implicit connection (or default database) option for IBM DBMSs is not supported. SQLConnect () must be called before any SQL statements can be processed. i5/OS does not support multiple simultaneous connections to the same data source in a single job.

When you are using DB2 for i5/OS CLI on a newer release, SQLConnect () can encounter an SQL0144 message. This indicates that the data source (the server) has obsolete SQL packages that must be deleted. To delete these packages, run the following command on the data source:

```
DLTSQLPKG SQLPKG(QGPL/QSQCLI*)
```

The next SQLConnect () creates a new SQL package.

Example

Refer to the example in “SQLAllocEnv - Allocate environment handle” on page 28.

References

- “SQLAllocConnect - Allocate connection handle” on page 25
- “SQLAllocStmt - Allocate a statement handle” on page 32

SQLCopyDesc

SQLCopyDesc - Copy description statement

SQLCopyDesc() copies the fields of the data structure associated with the source handle to the data structure associated with the target handle.

Any existing data in the data structure associated with the target handle is overwritten, except that the ALLOC_TYPE field is not changed.

Syntax

```
SQLRETURN SQLCopyDesc (SQLHDESC    sDesc)  
                    (SQLHDESC    tDesc);
```

Function arguments

Table 39. SQLCopyDesc arguments

Data type	Argument	Use	Description
SQLHDESC	<i>sDesc</i>	Input	Source descriptor handle
SQLHDESC	<i>tDesc</i>	Input	Target descriptor handle

Usage

Handles for the automatically-generated row and parameter descriptors of a statement can be obtained by calling GetStmtAttr().

Return codes

- SQL_SUCCESS
- SQL_INVALID_HANDLE
- SQL_ERROR

SQLDataSources - Get list of data sources

SQLDataSources() returns a list of target databases available, one at a time. A database must be cataloged to be available.

For more information about cataloging, refer to the usage notes for SQLConnect() or see the online help for the Work with Relational Database (RDB) Directory Entries (WRKRDBDIRE) command.

SQLDataSources() is typically called before a connection is made, to determine the databases that are available to connect to.

If you are running DB2 for i5/OS CLI in SQL server mode, some restrictions apply when you use SQLDataSources().

For more information about running in server mode refer to the “Restrictions for running DB2 for i5/OS CLI in server mode” on page 298.

Unicode (UTF-16) equivalent: This function can also be used with the Unicode (UTF-16) character set. The corresponding Unicode function is SQLDataSourcesW(). Refer to “Unicode in DB2 CLI” on page 299 for more information about Unicode support for DB2 CLI.

Syntax

```
SQLRETURN  SQLDataSources (SQLHENV      EnvironmentHandle,
                          SQLSMALLINT  Direction,
                          SQLCHAR      *ServerName,
                          SQLSMALLINT  BufferLength1,
                          SQLSMALLINT  *NameLength1Ptr,
                          SQLCHAR      *Description,
                          SQLSMALLINT  BufferLength2,
                          SQLSMALLINT  *NameLength2Ptr);
```

Function arguments

Table 40. SQLDataSources arguments

Data type	Argument	Use	Description
SQLHENV	<i>EnvironmentHandle</i>	Input	Environment handle.
SQLSMALLINT	<i>Direction</i>	Input	This is used by application to request the first data source name in the list or the next one in the list. <i>Direction</i> can take on only the following values: <ul style="list-style-type: none"> SQL_FETCH_FIRST SQL_FETCH_NEXT
SQLCHAR *	<i>ServerName</i>	Output	Pointer to buffer to hold the data source name retrieved.
SQLSMALLINT	<i>BufferLength1</i>	Input	Maximum length in characters of the buffer pointed to by <i>ServerName</i> . This should be less than or equal to SQL_MAX_DSN_LENGTH + 1.
SQLSMALLINT *	<i>NameLength1Ptr</i>	Output	Pointer to location where the maximum number of characters available to return in the <i>ServerName</i> is stored.
SQLCHAR *	<i>Description</i>	Output	Pointer to buffer where the description of the data source is returned. DB2 for i5/OS CLI returns the Comment field associated with the database catalogued to the Database Management System (DBMS).

SQLDataSources

Table 40. *SQLDataSources* arguments (continued)

Data type	Argument	Use	Description
SQLSMALLINT	<i>BufferLength2</i>	Input	Maximum length in characters of the <i>Description</i> buffer.
SQLSMALLINT *	<i>NameLength2Ptr</i>	Output	Pointer to location where the function returns the actual number of characters available to return for the description of the data source.

Usage

The application can call this function any time by setting *Direction* to either `SQL_FETCH_FIRST` or `SQL_FETCH_NEXT`.

If `SQL_FETCH_FIRST` is specified, the first database in the list is always returned.

If `SQL_FETCH_NEXT` is specified:

- Directly following the `SQL_FETCH_FIRST` call, the second database in the list is returned
- Before any other `SQLDataSources()` call, the first database in the list is returned
- When there are no more databases in the list, `SQL_NO_DATA_FOUND` is returned. If the function is called again, the first database is returned.
- Any other time, the next database in the list is returned.

Return codes

- `SQL_SUCCESS`
- `SQL_SUCCESS_WITH_INFO`
- `SQL_ERROR`
- `SQL_INVALID_HANDLE`
- `SQL_NO_DATA_FOUND`

Error conditions

Table 41. *SQLDataSources* SQLSTATEs

SQLSTATE	Description	Explanation
01004	Data truncated	The data source name returned in the argument <i>ServerName</i> is longer than the value specified in the argument <i>BufferLength1</i> . The argument <i>NameLength1Ptr</i> contains the length of the full data source name. (Function returns <code>SQL_SUCCESS_WITH_INFO</code> .) The data source name returned in the argument <i>Description</i> is longer than the value specified in the argument <i>BufferLength2</i> . The argument <i>NameLength2Ptr</i> contains the length of the full data source description. (Function returns <code>SQL_SUCCESS_WITH_INFO</code> .)
58004	Unexpected system failure	Unrecoverable system error.
HY000	General error	An error occurred for which there is no specific SQLSTATE and for which no specific SQLSTATE is defined. The error message returned by <code>SQLError()</code> in the argument <i>ErrorMsg</i> describes the error and its cause.
HY001	Memory allocation failure	DB2 for i5/OS CLI is unable to allocate memory required to support the processing or completion of the function.

Table 41. SQLDataSources SQLSTATEs (continued)

SQLSTATE	Description	Explanation
HY009	Argument value that is not valid	The argument <i>ServerName</i> , <i>NameLength1Ptr</i> , <i>Description</i> , or <i>NameLength2Ptr</i> is a null pointer. Value for the direction that is not valid.
HY013	Unexpected memory handling error	DB2 for i5/OS CLI is unable to access memory required to support the processing or completion of the function.
HY103	Direction option out of range	The value specified for the argument <i>Direction</i> is not equal to SQL_FETCH_FIRST or SQL_FETCH_NEXT.

Authorization

None.

Example

Note: By using the code examples, you agree to the terms of the “Code license and disclaimer information” on page 313.

```

/* From CLI sample datasour.c */
/* ... */

#include <stdio.h>
#include <stdlib.h>
#include <sqlcli1.h>
#include "samputil.h"          /* Header file for CLI sample code */

/* ... */

/*****
** main
** - initialize
** - terminate
*****/
int main() {

    SQLHANDLE henv ;
    SQLRETURN rc ;
    SQLCHAR source[SQL_MAX_DSN_LENGTH + 1], description[255] ;
    SQLSMALLINT buff1, des1 ;

/* ... */

    /* allocate an environment handle */
    rc = SQLAllocHandle( SQL_HANDLE_ENV, SQL_NULL_HANDLE, &henv ) ;
    if ( rc != SQL_SUCCESS ) return( terminate( henv, rc ) ) ;

    /* list the available data sources (servers) */
    printf( "The following data sources are available:\n" ) ;
    printf( "ALIAS NAME           Comment(Description)\n" ) ;
    printf( "-----\n" ) ;

    while ( ( rc = SQLDataSources( henv,
                                   SQL_FETCH_NEXT,
                                   source,
                                   SQL_MAX_DSN_LENGTH + 1,
                                   &buff1,
                                   description,
                                   255,
                                   &des1
                                )
            )

```

SQLDataSources

```
        ) != SQL_NO_DATA_FOUND
        ) printf( "%-30s %s\n", source, description ) ;

rc = SQLFreeHandle( SQL_HANDLE_ENV, henv ) ;
if ( rc != SQL_SUCCESS ) return( terminate( henv, rc ) ) ;

return( SQL_SUCCESS ) ;

}
```

SQLDescribeCol - Describe column attributes

SQLDescribeCol() returns the result descriptor information (column name, type, precision) for the indicated column in the result set generated by a SELECT statement.

If the application needs only one attribute of the descriptor information, the SQLColAttribute() function can be used in place of SQLDescribeCol().

Either SQLPrepare() or SQLExecDirect() must be called before calling this function.

This function (or SQLColAttribute()) is typically called before SQLBindCol().

Unicode (UTF-16) equivalent: This function can also be used with the Unicode (UTF-16) character set. The corresponding Unicode function is SQLDescribeColW(). Refer to "Unicode in DB2 CLI" on page 299 for more information about Unicode support for DB2 CLI.

Syntax

```
SQLRETURN SQLDescribeCol (SQLHSTMT      hstmt,
                          SQLSMALLINT   icol,
                          SQLCHAR       *szColName,
                          SQLSMALLINT   cbColNameMax,
                          SQLSMALLINT   *pcbColName,
                          SQLSMALLINT   *pfSqlType,
                          SQLINTEGER    *pcbColDef,
                          SQLSMALLINT   *pibScale,
                          SQLSMALLINT   *pfNullable);
```

Function arguments

Table 42. SQLDescribeCol arguments

Data type	Argument	Use	Description
SQLHSTMT	<i>hstmt</i>	Input	Statement handle.
SQLSMALLINT	<i>icol</i>	Input	Column number to be described.
SQLCHAR *	<i>szColName</i>	Output	Pointer to column name buffer.
SQLSMALLINT	<i>cbColNameMax</i>	Input	Size of <i>szColName</i> buffer.
SQLSMALLINT *	<i>pcbColName</i>	Output	Bytes available to return for <i>szColName</i> argument. Truncation of column name (<i>szColName</i>) to <i>cbColNameMax</i> - 1 bytes occurs if <i>pcbColName</i> is greater than or equal to <i>cbColNameMax</i> . If <i>pfSqlType</i> denotes a graphic SQL data type, this variable indicates the maximum number of double-byte characters the column can hold.
SQLSMALLINT *	<i>pfSqlType</i>	Output	SQL data type of column.
SQLINTEGER *	<i>pcbColDef</i>	Output	Precision of column as defined in the database. If <i>pfSqlType</i> denotes a graphic SQL data type, then this variable indicates the maximum number of double-byte characters the column can hold.
SQLSMALLINT *	<i>pibScale</i>	Output	Scale of column as defined in the database (only applies to SQL_DECIMAL, SQL_NUMERIC, SQL_TIMESTAMP).

SQLDescribeCol

Table 42. SQLDescribeCol arguments (continued)

Data type	Argument	Use	Description
SQLSMALLINT *	<i>pfNullable</i>	Output	This indicates whether NULLS are allowed for this column <ul style="list-style-type: none">• SQL_NO_NULLS.• SQL_NULLABLE.

Usage

Columns are identified by a number and are numbered sequentially from left to right starting with 1, and can be described in any order.

A valid pointer and buffer space must be made available for the *szColName* argument. If a null pointer is specified for any of the remaining pointer arguments, DB2 for i5/OS CLI assumes that the information is not needed by the application and nothing is returned.

Return codes

- SQL_SUCCESS
- SQL_SUCCESS_WITH_INFO
- SQL_ERROR
- SQL_INVALID_HANDLE

Diagnostics

If SQLDescribeCol() returns either SQL_ERROR, or SQL_SUCCESS_WITH_INFO, one of the following SQLSTATEs can be obtained by calling the SQLError() function.

Table 43. SQLDescribeCol SQLSTATEs

SQLSTATE	Description	Explanation
01004	Data truncated	The column name returned in the argument <i>szColName</i> is longer than the value specified in the argument <i>cbColNameMax</i> . The argument <i>pcbColName</i> contains the length of the full column name. (Function returns SQL_SUCCESS_WITH_INFO.)
07005 *	Not a SELECT statement	The statement associated with the <i>hstmt</i> did not return a result set. There were no columns to describe. (Call SQLNumResultCols() first to determine if there are any rows in the result set.)
07009	Column number that is not valid	The value specified for the argument <i>icol</i> is less than 1. The value specified for the argument <i>icol</i> is greater than the number of columns in the result set.
40003 *	Statement completion unknown	The communication link between the CLI and the data source fails before the function completes processing.
58004	System error	Unrecoverable system error.
HY001	Memory allocation failure	The driver is unable to allocate memory required to support the processing or completion of the function.
HY009	Argument value that is not valid	The length specified in argument <i>cbColNameMax</i> is less than 1. The argument <i>szColName</i> or <i>pcbColName</i> is a null pointer.

Table 43. SQLDescribeCol SQLSTATEs (continued)

SQLSTATE	Description	Explanation
HY010	Function sequence error	The function is called before calling SQLPrepare() or SQLExecDirect() for the <i>hstmt</i> .
HY013 *	Memory management problem	The driver is unable to access memory required to support the processing or completion of the function.
HYC00	Driver not capable	The SQL data type of column <i>icol</i> is not recognized by DB2 for i5/OS CLI.

Example

Note: By using the code examples, you agree to the terms of the “Code license and disclaimer information” on page 313.

```

| /*****
| ** file = typical.c
| ...
| /*****
| ** display_results
| **
| ** - for each column
| **   - get column name
| **   - bind column
| ** - display column headings
| ** - fetch each row
| **   - if value truncated, build error message
| **   - if column null, set value to "NULL"
| **   - display row
| **   - print truncation message
| ** - free local storage
| *****/
| display_results(SQLHSTMT hstmt,
|                 SQLSMALLINT nresultcols)
| {
| SQLCHAR          colname[32];
| SQLSMALLINT      coltype;
| SQLSMALLINT      colnamelen;
| SQLSMALLINT      nullable;
| SQLINTEGER       collen[MAXCOLS];
| SQLSMALLINT      scale;
| SQLINTEGER       outlen[MAXCOLS];
| SQLCHAR *        data[MAXCOLS];
| SQLCHAR          errmsg[256];
| SQLRETURN        rc;
| SQLINTEGER       i;
| SQLINTEGER       displaysize;
|
|     for (i = 0; i < nresultcols; i++)
|     {
|         SQLDescribeCol (hstmt, i+1, colname, sizeof (colname),
|             &colnamelen, &coltype, &collen[i], &scale, &nullable);
|
|         /* get display length for column */
|         SQLColAttribute (StatementHandle, i+1, SQL_COLUMN_DISPLAY_SIZE, NULL, 0,
|             NULL, &displaysize);
|
|         /* set column length to max of display length, and column name
|            length. Plus one byte for null terminator          */
|         collen[i] = max(displaysize, strlen((char *) colname) ) + 1;
|
|         /* allocate memory to bind column                               */
|         data[i] = (SQLCHAR *) malloc (collen[i]);

```

SQLDescribeCol

```
|
|         /* bind columns to program vars, converting all types to CHAR */
|         SQLBindCol (hstmt, i+1, SQL_CHAR, data[i], collen[i],
| &outlen[i]);
|     }
|     printf("\n");
|
|     /* display result rows                                     */
|     while ((rc = SQLFetch (hstmt)) != SQL_NO_DATA_FOUND)
|     {
|         errmsg[0] = '\0';
|         for (i = 0; i < nresultcols; i++)
|         {
|             /* Build a truncation message for any columns truncated */
|             if (outlen[i] >= collen[i])
|             {
|                 sprintf ((char *) errmsg + strlen ((char *) errmsg),
|                         "%d chars truncated, col %d\n",
|                         outlen[i]-collen[i]+1, i+1);
|             }
|             if (outlen[i] == SQL_NULL_DATA)
|                 else
|         } /* for all columns in this row */
|
|         printf ("\n%s", errmsg); /* print any truncation messages */
|     } /* while rows to fetch */
|
|     /* free data buffers                                     */
|     for (i = 0; i < nresultcols; i++)
|     {
|         free (data[i]);
|     }
|
| } /* end display_results
```

References

- “SQLColAttribute - Return a column attribute” on page 60
- “SQLColAttributes - Obtain column attributes” on page 65
- “SQLExecDirect - Execute a statement directly” on page 98
- “SQLNumResultCols - Get number of result columns” on page 190
- “SQLPrepare - Prepare a statement” on page 196

SQLDescribeParam - Return description of a parameter marker

SQLDescribeParam() returns the description of a parameter marker associated with a prepared SQL statement. This information is also available in the fields of the implementation parameter descriptor.

Syntax

```
SQLRETURN SQLDescribeParam (SQLHSTMT          StatementHandle,
                            SQLSMALLINT      ParameterNumber,
                            SQLSMALLINT      *DataTypePtr,
                            SQLINTEGER       *ParameterSizePtr,
                            SQLSMALLINT      *DecimalDigitsPtr,
                            SQLSMALLINT      *NullablePtr);
```

Function arguments

Table 44. SQLDescribeParam arguments

Data type	Argument	Use	Description
SQLHSTMT	<i>StatementHandle</i>	Input	Statement handle.
SQLSMALLINT	<i>ParameterNumber</i>	Input	Parameter marker number ordered sequentially in increasing parameter order, starting at 1.
SQLSMALLINT *	<i>DataTypePtr</i>	Output	Pointer to a buffer in which to return the SQL data type of the parameter.
SQLINTEGER *	<i>ParameterSizePtr</i>	Output	Pointer to a buffer in which to return the size of the column or expression of the corresponding parameter marker as defined by the data source.
SQLSMALLINT *	<i>DecimalDigitsPtr</i>	Output	Pointer to a buffer in which to return the number of decimal digits of the column or expression of the corresponding parameter as defined by the data source.
SQLSMALLINT *	<i>NullablePtr</i>	Output	Pointer to a buffer in which to return a value that indicates whether the parameter allows NULL values. This value is read from the SQL_DESC_NULLABLE field of the implementation parameter descriptor. <ul style="list-style-type: none"> SQL_NO_NULLS – The parameter does not allow NULL values (this is the default value). SQL_NULLABLE – The parameter allows NULL values. SQL_NULLABLE_UNKNOWN – Cannot determine if the parameter allows NULL values.

Usage

Parameter markers are numbered in increasing parameter order, starting with 1, in the order they appear in the SQL statement.

SQLDescribeParam() does not return the type (input, output, or both input and output) of a parameter in an SQL statement. Except in calls to procedures, all parameters in SQL statements are input parameters. To determine the type of each parameter in a call to a procedure, an application calls SQLProcedureColumns().

Return codes

- SQL_SUCCESS
- SQL_SUCCESS_WITH_INFO

SQLDescribeParam

- SQL_ERROR
- SQL_INVALID_HANDLE

Error conditions

Table 45. SQLDescribeParam SQLSTATEs

SQLSTATE	Description	Explanation
01000	Warning	Informational message. (Function returns SQL_SUCCESS_WITH_INFO.)
07009	Descriptor index that is not valid	The value specified for the argument <i>ParameterNumber</i> less than 1. The value specified for the argument <i>ParameterNumber</i> is greater than the number of parameters in the associated SQL statement. The parameter marker is part of a non-DML statement. The parameter marker is part of a SELECT list.
08S01	Communication link failure	The communication link between DB2 for i5/OS CLI and the data source to which it is connected fails before the function completes processing.
21S01	Insert value list does not match column list	The number of parameters in the INSERT statement does not match the number of columns in the table named in the statement.
HY000	General error	
HY001	Memory allocation failure	DB2 for i5/OS CLI is unable to allocate memory required to support the processing or completion of the function.
HY008	Operation canceled.	
HY009	Argument value that is not valid	The argument <i>DataTypesPtr</i> , <i>ParameterSizePtr</i> , <i>DecimalDigitsPtr</i> , or <i>NullablePtr</i> is a null pointer.
HY010	Function sequence error	The function is called before calling SQLPrepare() or SQLExecDirect() for the <i>StatementHandle</i> .
HY013	Unexpected memory handling error	The function call cannot be processed because the underlying memory objects can not be accessed, possibly because of low memory conditions.

Restrictions

None.

References

- “SQLBindParam - Bind a buffer to a parameter marker” on page 45
- “SQLCancel - Cancel statement” on page 58
- “SQLExecute - Execute a statement” on page 100
- “SQLPrepare - Prepare a statement” on page 196

SQLDisconnect - Disconnect from a data source

SQLDisconnect() ends the connection associated with the database connection handle.

After calling this function, either call SQLConnect() to connect to another database, or call SQLFreeConnect().

Syntax

```
SQLRETURN SQLDisconnect (SQLHDBC hdbc);
```

Function arguments

Table 46. SQLDisconnect arguments

Data type	Argument	Use	Description
SQLHDBC	<i>hdbc</i>	Input	Connection handle

Usage

If an application calls SQLDisconnect before it has freed all the statement handles associated with the connection, DB2 for i5/OS CLI frees them after it successfully disconnects from the database.

If SQL_SUCCESS_WITH_INFO is returned, it implies that even though the disconnect from the database is successful, additional error or implementation specific information is available. For example:

- A problem is encountered on the clean up after the disconnect, or,
- If there is no current connection because of an event that occurred independently of the application (such as communication failure).

After a successful SQLDisconnect() call, the application can re-use *hdbc* to make another SQLConnect() request.

If the *hdbc* is participating in a DUOW two-phase commit connection, the disconnect might not occur immediately. The actual disconnect occurs at the next commit issued for the distributed transaction.

Return codes

- SQL_SUCCESS
- SQL_SUCCESS_WITH_INFO
- SQL_ERROR
- SQL_INVALID_HANDLE

Diagnostics

Table 47. SQLDisconnect SQLSTATEs

SQLSTATE	Description	Explanation
01002	Disconnect error	An error occurred during the disconnect. However, the disconnect succeeded. (Function returns SQL_SUCCESS_WITH_INFO.)
08003	Connection not open	The connection specified in the argument <i>hdbc</i> is not open.
25000	Transaction state that is not valid	There is a transaction in process on the connection specified by the argument <i>hdbc</i> . The transaction remains active, and the connection cannot be disconnected.
58004	System error	Unrecoverable system error.

SQLDisconnect

Table 47. *SQLDisconnect SQLSTATEs (continued)*

SQLSTATE	Description	Explanation
HY001	Memory allocation failure	The driver is unable to allocate memory required to support the processing or completion of the function.
HY013 *	Memory management problem	The driver is unable to access memory required to support the processing or completion of the function.

Example

Refer to the example in “SQLAllocEnv - Allocate environment handle” on page 28.

References

- “SQLAllocConnect - Allocate connection handle” on page 25
- “SQLConnect - Connect to a data source” on page 73
- “SQLTransact - Commit or roll back transaction” on page 262

SQLDriverConnect - (Expanded) Connect to a data source

SQLDriverConnect() is an alternative to SQLConnect(). Both functions establish a connection to the target database, but SQLDriverConnect() uses a connection string to determine the data source name, user ID, and password. The functions are the same; both are supported for compatibility purposes.

- | Unicode (UTF-16) equivalent: This function can also be used with the Unicode (UTF-16) character set. The
- | corresponding Unicode function is SQLDriverConnectW(). Refer to “Unicode in DB2 CLI” on page 299
- | for more information about Unicode support for DB2 CLI.

Syntax

```
SQLRETURN SQLDriverConnect (SQLHDBC          ConnectionHandle,
                            SQLPOINTER      WindowHandle,
                            SQLCHAR         *InConnectionString,
                            SQLSMALLINT     StringLength1,
                            SQLCHAR         *OutConnectionString,
                            SQLSMALLINT     BufferLength,
                            SQLSMALLINT     *StringLength2Ptr,
                            SQLSMALLINT     DriverCompletion);
```

Function arguments

Table 48. SQLDriverConnect arguments

Data type	Argument	Use	Description
SQLHDBC	<i>ConnectionHandle</i>	Input	Connection handle.
SQLPOINTER	<i>WindowHandle</i>	Input	For DB2 for Linux, UNIX, and Windows, this is the parent handle. On i5/OS, it is ignored.
SQLCHAR *	<i>InConnectionString</i>	Input	A full, partial, or empty (null pointer) connection string.
SQLSMALLINT	<i>StringLength1</i>	Input	Length of <i>InConnectionString</i> .
SQLCHAR *	<i>OutConnectionString</i>	Output	Pointer to buffer for the completed connection string. If the connection is established successfully, this buffer contains the completed connection string.
SQLSMALLINT	<i>BufferLength</i>	Input	Maximum size of the buffer pointed to by <i>OutConnectionString</i> .
SQLSMALLINT *	<i>StringLength2Ptr</i>	Output	Pointer to the number of bytes available to return in the <i>OutConnectionString</i> buffer. If the value of <i>StringLength2Ptr</i> is greater than or equal to <i>BufferLength</i> , the completed connection string in <i>OutConnectionString</i> is truncated to <i>BufferLength</i> - 1 bytes.
SQLSMALLINT	<i>DriverCompletion</i>	Input	This indicates when DB2 for i5/OS CLI should prompt the user for more information. Possible values: <ul style="list-style-type: none"> • SQL_DRIVER_COMPLETE • SQL_DRIVER_COMPLETE_REQUIRED • SQL_DRIVER_NOPROMPT

SQLDriverConnect

Usage

The connection string is used to pass one or more values that are needed to complete a connection. The contents of the connection string and the value of *DriverCompletion* determine how the connection should be established.



Connection string syntax



Each of the previous keywords has an attribute that is equal to:

DSN Data source name. The name or alias-name of the database. The data source name is required if *DriverCompletion* is equal to `SQL_DRIVER_NOPROMPT`.

UID Authorization-name (user identifier).

PWD The password that corresponds to the authorization name. If there is no password for the user ID, empty is specified (`PWD=;`).

The System i platform currently has no DB2 for i5/OS CLI-defined keywords.

- | Input user ID and password strings passed in argument *InConnectionString* are treated as case sensitive.

The value of *DriverCompletion* is verified to be valid, but all result in the same behavior. A connection is attempted with the information that is contained in the connection string. If there is not enough information, `SQL_ERROR` is returned.

As soon as a connection is established, the complete connection string is returned. Applications that need to set up multiple connections to the same database for a given user ID should store this output connection string. This string can then be used as the input connection string value on future `SQLDriverConnect()` calls.

- | Non-server mode connections to the `*LOCAL` relational database do not lead to validation of the connecting userid and password. The `*CURUSR` value will be used for the connection processing.

Return codes

- `SQL_SUCCESS`
- `SQL_SUCCESS_WITH_INFO`
- `SQL_NO_DATA_FOUND`
- `SQL_INVALID_HANDLE`
- `SQL_ERROR`

Error conditions

All of the diagnostics that are generated by `SQLConnect()` can be returned here as well. The following table shows the additional diagnostics that can be returned.

Table 49. SQLDriverConnect SQLSTATES

SQLSTATE	Description	Explanation
01004	Data truncated	The buffer <i>szConnstrOut</i> is not large enough to hold the entire connection string. The argument <i>StringLength2Ptr</i> contains the actual length of the connection string available for return. (Function returns SQL_SUCCESS_WITH_INFO)
01S00	Connection string attribute that is not valid	A keyword or attribute value that is not valid is specified in the input connection string, but the connection to the data source is successful anyway because one of the following situations occurs: <ul style="list-style-type: none"> The unrecognized keyword is ignored. The attribute value that is not valid is ignored, the default value is used instead. (Function returns SQL_SUCCESS_WITH_INFO)
HY009	Argument value that is not valid	The argument <i>InConnectionString</i> , <i>OutConnectionString</i> , or <i>StringLength2PTR</i> is a null pointer. The argument <i>DriverCompletion</i> is not equal to 1.
HY090	String or buffer length that is not valid	The value specified for <i>StringLength1</i> is less than 0, but not equal to SQL_NTS. The value specified for <i>BufferLength</i> is less than 0.
HY110	Driver completion that is not valid	The value specified for the argument <i>DriverCompletion</i> is not equal to one of the valid values.

Restrictions

None.

Example

Note: By using the code examples, you agree to the terms of the “Code license and disclaimer information” on page 313.

```

/* From CLI sample drivrcon.c */
/* ... */
/*****
** drv_connect - Prompt for connect options and connect **
*****/

int
drv_connect(SQLHENV henv,
            SQLHDBC * hdbc,
            SQLCHAR con_type)
{
    SQLRETURN rc;
    SQLCHAR server[SQL_MAX_DSN_LENGTH + 1];
    SQLCHAR uid[MAX_UID_LENGTH + 1];
    SQLCHAR pwd[MAX_PWD_LENGTH + 1];
    SQLCHAR con_str[255];
    SQLCHAR buffer[255];
    SQLSMALLINT outlen;

    printf("Enter Server Name:\n");
    gets((char *) server);
    printf("Enter User Name:\n");
    gets((char *) uid);
    printf("Enter Password Name:\n");
    gets((char *) pwd);

```

SQLDriverConnect

```
/* Allocate a connection handle */
SQLAllocHandle( SQL_HANDLE_DBC,
                henv,
                hdbc
                );
CHECK_HANDLE( SQL_HANDLE_DBC, *hdbc, rc);

sprintf((char *)con_str, "DSN=%s;UID=%s;PWD=%s;",
        server, uid, pwd);

rc = SQLDriverConnect(*hdbc,
                    (SQLPOINTER) NULL,
                    con_str,
                    SQL_NTS,
                    buffer, 255, &outlen,
                    SQL_DRIVER_NOPROMPT);
if (rc != SQL_SUCCESS) {
    printf("Error while connecting to database, RC= %ld\n", rc);
    CHECK_HANDLE( SQL_NULL_HENV, *hdbc, rc);
    return (SQL_ERROR);
} else {
    printf("Successful Connect\n");
    return (SQL_SUCCESS);
}
}
```

References

“SQLConnect - Connect to a data source” on page 73

SQLEndTran - Commit or roll back a transaction

SQLEndTran() commits or rolls back the current transaction in the connection.

All changes to the database that have been made on the connection since connect time or the previous call to SQLEndTran(), whichever is the most recent, are committed or rolled back.

If a transaction is active on a connection, the application must call SQLEndTran() before it can disconnect from the database.

Syntax

```
SQLRETURN SQLEndTran (SQLSMALLINT    hType,
                    SQLHENV          handle,
                    SQLSMALLINT    fType);
```

Function arguments

Table 50. SQLEndTran arguments

Data type	Argument	Use	Description
SQLSMALLINT	<i>hType</i>	Input	Type of handle. It must contain SQL_HANDLE_ENV or SQL_HANDLE_DBC.
SQLHENV	<i>handle</i>	Input	Handle to use when performing the COMMIT or ROLLBACK.
SQLSMALLINT	<i>fType</i>	Input	Wanted action for the transaction. The value for this argument must be one of: <ul style="list-style-type: none"> • SQL_COMMIT • SQL_ROLLBACK • SQL_COMMIT_HOLD • SQL_ROLLBACK_HOLD • SQL_SAVEPOINT_NAME_ROLLBACK • SQL_SAVEPOINT_NAME_RELEASE

Usage

Completing a transaction with SQL_COMMIT or SQL_ROLLBACK has the following effects:

- Statement handles are still valid after a call to SQLEndTran().
- Cursor names, bound parameters, and column bindings survive transactions.
- Open cursors are closed, and any result sets that are pending retrieval are discarded.

Completing the transaction with SQL_COMMIT_HOLD or SQL_ROLLBACK_HOLD still commits or rolls back the database changes, but does not cause cursors to be closed.

If no transaction is currently active on the connection, calling SQLEndTran() has no effect on the database server and returns SQL_SUCCESS.

SQLEndTran() might fail while executing the COMMIT or ROLLBACK due to a loss of connection. In this case the application might be unable to determine whether the COMMIT or ROLLBACK has been processed, and a database administrator’s help might be required. Refer to the Database Management System (DBMS) product information for more information about transaction logs and other transaction management tasks.

When using either SQL_SAVEPOINT_NAME_ROLLBACK or SQL_SAVEPOINT_NAME_RELEASE, you must already have set the savepoint name using SQLSetConnectAttr.

SQLEndTran

Return codes

- SQL_SUCCESS
- SQL_ERROR
- SQL_INVALID_HANDLE

Diagnostics

Table 51. SQLEndTran SQLSTATES

SQLSTATE	Description	Explanation
08003	Connection not open	The <i>hdbc</i> is not in a connected state.
08007	Connection failure during transaction	The connection associated with the <i>hdbc</i> fails during the processing of the function during the processing of the function and it cannot be determined whether the requested COMMIT or ROLLBACK occurs before the failure.
58004	System error	Unrecoverable system error.
HY001	Memory allocation failure	The driver is unable to allocate memory required to support the processing or completion of the function.
HY010	Function sequence error	SQL_SAVEPOINT_NAME_ROLLBACK or SQL_SAVEPOINT_NAME_RELEASE is used, but the savepoint name is not established by calling SQLSetConnectAttr() for attribute SQL_ATTR_SAVEPOINT_NAME.
HY012	Transaction operation state that is not valid	The value specified for the argument <i>fType</i> is neither SQL_COMMIT nor SQL_ROLLBACK.
HY013 *	Memory management problem	The driver is unable to access memory required to support the processing or completion of the function.

SQL_Error - Retrieve error information

SQL_Error() returns the diagnostic information associated with the most recently called DB2 for i5/OS CLI function for a particular statement, connection, or environment handle.

The information consists of a standardized SQLSTATE, an error code, and a text message. Refer to “Diagnostics in a DB2 for i5/OS CLI application” on page 17 for more information.

Call SQL_Error() after receiving a return code of SQL_ERROR or SQL_SUCCESS_WITH_INFO from another function call.

Unicode (UTF-16) equivalent: This function can also be used with the Unicode (UTF-16) character set. The corresponding Unicode function is SQL_ErrorW(). Refer to “Unicode in DB2 CLI” on page 299 for more information about Unicode support for DB2 CLI.

Syntax

```
SQLRETURN SQL_Error (SQLHENV      henv,
                    SQLHDBC      hdbc,
                    SQLHSTMT     hstmt,
                    SQLCHAR      *szSqlState,
                    SQLINTEGER    *pfNativeError,
                    SQLCHAR      *szErrorMsg,
                    SQLSMALLINT   cbErrorMsgMax,
                    SQLSMALLINT   *pcbErrorMsg);
```

Function arguments

Table 52. SQL_Error arguments

Data type	Argument	Use	Description
SQLHENV	<i>henv</i>	Input	Environment handle. To obtain diagnostic information associated with an environment, pass a valid environment handle. Set <i>hdbc</i> to SQL_NULL_HDBC. Set <i>hstmt</i> to SQL_NULL_HSTMT.
SQLHDBC	<i>hdbc</i>	Input	Database connection handle. To obtain diagnostic information associated with a connection, pass a valid database connection handle, and set <i>hstmt</i> to SQL_NULL_HSTMT. The <i>henv</i> argument is ignored.
SQLHSTMT	<i>hstmt</i>	Input	Statement handle. To obtain diagnostic information associated with a statement, pass a valid statement handle. The <i>henv</i> and <i>hdbc</i> arguments are ignored.
SQLCHAR *	<i>szSqlState</i>	Output	SQLSTATE as a string of 5 characters terminated by a null character. The first 2 characters indicate error class; the next 3 indicate subclass. The values correspond directly to SQLSTATE values defined in the X/Open SQL CAE specification and the ODBC specification, augmented with IBM specific and product specific SQLSTATE values.

SQL_Error

Table 52. *SQL_Error arguments (continued)*

Data type	Argument	Use	Description
SQLINTEGER *	<i>pfNativeError</i>	Output	Native error code. In DB2 for i5/OS CLI, the <i>pfNativeError</i> argument contains the SQLCODE value returned by the Database Management System (DBMS). If the error is generated by DB2 for i5/OS CLI and not the DBMS, this field is set to -99999.
SQLCHAR *	<i>szErrorMsg</i>	Output	Pointer to buffer to contain the implementation defined message text. In DB2 for i5/OS CLI, only the DBMS generated messages is returned; DB2 for i5/OS CLI itself does not return any message text describing the problem.
SQLSMALLINT	<i>cbErrorMsgMax</i>	Input	Maximum (that is, the allocated) length of the buffer <i>szErrorMsg</i> . The recommended length to allocate is SQL_MAX_MESSAGE_LENGTH + 1.
SQLSMALLINT *	<i>pcbErrorMsg</i>	Output	Pointer to total number of bytes available to return to the <i>szErrorMsg</i> buffer.

Usage

The SQLSTATEs are those defined by the X/OPEN SQL CAE and the X/Open SQL CLI snapshot, augmented with IBM specific and product specific SQLSTATE values.

- To obtain diagnostic information associated with an environment, pass a valid environment handle. Set *hdbc* to SQL_NULL_HDBC. Set *hstmt* to SQL_NULL_HSTMT.
- To obtain diagnostic information associated with a connection, pass a valid database connection handle, and set *hstmt* to SQL_NULL_HSTMT. The *henv* argument is ignored.
- To obtain diagnostic information associated with a statement, pass a valid statement handle. The *henv* and *hdbc* arguments are ignored.

If diagnostic information generated by one DB2 for i5/OS CLI function is not retrieved before a function other than SQL_Error() is called with the same handle, the information for the previous function call is lost. This is true whether diagnostic information is generated for the second DB2 for i5/OS CLI function call.

- | To avoid truncation of the first level error message, declare a buffer length of SQL_MAX_MESSAGE_LENGTH + 1. To avoid truncation of the second level error message, set the size of the buffer to a value greater than SQL_MAX_MESSAGE_LENGTH.

Return codes

- SQL_ERROR
- SQL_INVALID_HANDLE
- SQL_NO_DATA_FOUND
- SQL_SUCCESS

Diagnostics

SQLSTATEs are not defined because SQL_Error() does not generate diagnostic information for itself. SQL_ERROR is returned if argument *szSqlState*, *pfNativeError*, *szErrorMsg*, or *pcbErrorMsg* is a null pointer.

Example

Note: By using the code examples, you agree to the terms of the “Code license and disclaimer information” on page 313.

```

/*****
** file = typical.c
*****/
int print_error (SQLHENV    henv,
                 SQLHDBC    hdbc,
                 SQLHSTMT   hstmt)
{
    SQLCHAR    buffer[SQL_MAX_MESSAGE_LENGTH + 1];
    SQLCHAR    sqlstate[SQL_SQLSTATE_SIZE + 1];
    SQLINTEGER sqlcode;
    SQLSMALLINT length;

    while ( SQLError(henv, hdbc, hstmt, sqlstate, &sqlcode, buffer,
                    SQL_MAX_MESSAGE_LENGTH + 1, &length) != SQL_SUCCESS )
    {
        printf("\n **** ERROR ****\n");
        printf("      SQLSTATE: %s\n", sqlstate);
        printf("Native Error Code: %ld\n", sqlcode);
        printf("%s \n", buffer);
    };
    return (0);
}

```

SQLExecDirect

SQLExecDirect - Execute a statement directly

SQLExecDirect() directly runs the specified SQL statement. The statement can only be processed once. Also, the connected database server must be able to prepare the statement.

Unicode (UTF-16) equivalent: This function can also be used with the Unicode (UTF-16) character set. The corresponding Unicode function is SQLExecDirectW(). Refer to “Unicode in DB2 CLI” on page 299 for more information about Unicode support for DB2 CLI.

Syntax

```
SQLRETURN SQLExecDirect (SQLHSTMT      hstmt,  
                        SQLCHAR        *szSqlStr,  
                        SQLINTEGER     cbSqlStr);
```

Function arguments

Table 53. SQLExecDirect arguments

Data type	Argument	Use	Description
SQLHSTMT	<i>hstmt</i>	Input	Statement handle. There must not be an open cursor associated with <i>hstmt</i> . See “SQLFreeStmt - Free (or reset) a statement handle” on page 120 for more information.
SQLCHAR *	<i>szSqlStr</i>	Input	SQL statement string. The connected database server must be able to prepare the statement.
SQLINTEGER	<i>cbSqlStr</i>	Input	Length of contents of <i>szSqlStr</i> argument. The length must be set to either the exact length of the statement, or if the statement is null-terminated, set to SQL_NTS.

Usage

The SQL statement cannot be a COMMIT or ROLLBACK. Instead, SQLTransact() must be called to issue COMMIT or ROLLBACK. For more information about supported SQL statements refer to Table 2 on page 5.

The SQL statement string might contain parameter markers. A parameter marker is represented by a “?” character, and indicates a position in the statement where the value of an application variable is to be substituted, when SQLExecDirect() is called. SQLBindParam() binds (or associates) an application variable to each parameter marker, to indicate if any data conversion should be performed at the time the data is transferred. All parameters must be bound before calling SQLExecDirect().

If the SQL statement is a SELECT, SQLExecDirect() generates a cursor name, and open the cursor. If the application has used SQLSetCursorName() to associate a cursor name with the statement handle, DB2 for i5/OS CLI associates the application generated cursor name with the internally generated one.

To retrieve a row from the result set generated by a SELECT statement, call SQLFetch() after SQLExecDirect() returns successfully.

If the SQL statement is a Positioned DELETE or a Positioned UPDATE, the cursor referenced by the statement must be positioned on a row. Additionally the SQL statement must be defined on a separate statement handle under the same connection handle.

There must not be an open cursor on the statement handle.

Return codes

- SQL_SUCCESS
- SQL_SUCCESS_WITH_INFO
- SQL_ERROR
- SQL_INVALID_HANDLE
- SQL_NO_DATA_FOUND

SQL_NO_DATA_FOUND is returned if the SQL statement is a Searched UPDATE or Searched DELETE and no rows satisfy the search condition.

Diagnostics

Table 54. SQLExecDirect SQLSTATEs

SQLSTATE	Description	Explanation
HY001	Memory allocation failure	The driver is unable to allocate memory required to support the processing or completion of the function.
HY009	Argument value	The argument <i>szSqlStr</i> is a null pointer. The argument <i>cbSqlStr</i> is less than 1, but not equal to SQL_NTS.
HY010	Function sequence error	Either no connection or there is an open cursor for this statement handle.
HY013 *	Memory management problem	The driver is unable to access memory required to support the processing or completion of the function.
HY021	Internal descriptor	The internal descriptor cannot be addressed or allocated, or it contains a value that is not valid.

Note: There are many other SQLSTATE values that can be generated by the Database Management System (DBMS), on processing of the statement.

Example

Refer to the example in “SQLFetch - Fetch next row” on page 104.

References

- “SQLExecute - Execute a statement” on page 100
- “SQLFetch - Fetch next row” on page 104
- “SQLSetParam - Set parameter” on page 239

SQLExecute

SQLExecute - Execute a statement

SQLExecute() runs a statement that was successfully prepared using SQLPrepare() once or multiple times. The statement is processed with the current values of any application variables that were bound to parameter markers by SQLBindParam().

Syntax

```
SQLRETURN SQLExecute (SQLHSTMT      hstmt);
```

Function arguments

Table 55. SQLExecute arguments

Data type	Argument	Use	Description
SQLHSTMT	<i>hstmt</i>	Input	Statement handle. There must not be an open cursor associated with hstmt, see "SQLFreeStmt - Free (or reset) a statement handle" on page 120 for more information.

Usage

The SQL statement string might contain parameter markers. A parameter marker is represented by a "?" character, and indicates a position in the statement where the value of an application variable is to be substituted, when SQLExecute() is called. SQLBindParam() is used to bind (or associate) an application variable to each parameter marker, and to indicate if any data conversion should be performed at the time the data is transferred. All parameters must be bound before calling SQLExecute().

As soon as the application has processed the results from the SQLExecute() call, it can process the statement again with new (or the same) values in the application variables.

A statement processed by SQLExecDirect() cannot be reprocessed by calling SQLExecute(); SQLPrepare() must be called first.

If the prepared SQL statement is a SELECT, SQLExecute() generates a cursor name, and opens the cursor. If the application has used SQLSetCursorName() to associate a cursor name with the statement handle, DB2 for i5/OS CLI associates the application generated cursor name with the internally generated cursor name.

To process a SELECT statement more than once, the application must close the cursor by calling call SQLFreeStmt() with the SQL_CLOSE option. There must not be an open cursor on the statement handle when calling SQLExecute().

To retrieve a row from the result set generated by a SELECT statement, call SQLFetch() after SQLExecute() returns successfully.

If the SQL statement is a positioned DELETE or a positioned UPDATE, the cursor referenced by the statement must be positioned on a row at the time SQLExecute() is called, and must be defined on a separate statement handle under the same connection handle.

Return codes

- SQL_SUCCESS
- SQL_SUCCESS_WITH_INFO
- SQL_ERROR
- SQL_INVALID_HANDLE
- SQL_NO_DATA_FOUND

SQL_NO_DATA_FOUND is returned if the SQL statement is a Searched UPDATE or Searched DELETE and no rows satisfy the search condition.

Diagnostics

The SQLSTATEs for SQLExecute() include all those for SQLExecDirect() (see Table 54 on page 99) except for HY009, and with the addition of the SQLSTATEs in the following table.

Table 56. SQLExecute SQLSTATEs

SQLSTATE	Description	Explanation
HY010	Function sequence error	The specified <i>hstmt</i> is not in prepared state. SQLExecute() is called without first calling SQLPrepare.
HY021	Internal descriptor that is not valid	The internal descriptor cannot be addressed or allocated, or it contains a value that is not valid.

Note: There are many other SQLSTATE values that can be generated by the Database Management System (DBMS), on processing of the statement.

Example

Refer to the example in “SQLPrepare - Prepare a statement” on page 196

References

- “SQLExecDirect - Execute a statement directly” on page 98
- “SQLBindCol - Bind a column to an application variable” on page 34
- “SQLPrepare - Prepare a statement” on page 196
- “SQLFetch - Fetch next row” on page 104
- “SQLSetParam - Set parameter” on page 239

SQLExtendedFetch

SQLExtendedFetch - Fetch array of rows

SQLExtendedFetch() extends the function of SQLFetch() by returning a block of data that contains multiple rows (called a *rowset*) in the form of an array, for each bound column. The size of the rowset is determined by the SQL_ROWSET_SIZE attribute on an SQLSetStmtAttr() call.

To fetch one row of data at a time, an application should call SQLFetch().

Syntax

```
SQLRETURN SQLExtendedFetch (SQLHSTMT StatementHandle,
                             SQLSMALLINT FetchOrientation,
                             SQLINTEGER FetchOffset,
                             SQLINTEGER *RowCountPtr,
                             SQLSMALLINT *RowStatusArray);
```

Function arguments

Table 57. SQLExtendedFetch arguments

Data type	Argument	Use	Description
SQLHSTMT	<i>StatementHandle</i>	Input	Statement handle.
SQLSMALLINT	<i>FetchOrientation</i>	Input	Fetch orientation. See Table 62 on page 110 for possible values.
SQLINTEGER	<i>FetchOffset</i>	Input	Row offset for relative positioning.
SQLINTEGER *	<i>RowCountPtr</i>	Output	Number of the rows actually fetched. If an error occurs during processing, <i>RowCountPtr</i> points to the ordinal position of the row (in the rowset) that precedes the row where the error occurred. If an error occurs retrieving the first row <i>RowCountPtr</i> points to the value 0.
SQLSMALLINT *	<i>RowStatusArray</i>	Output	An array of status values. The number of elements must equal the number of rows in the rowset (as defined by the SQL_ROWSET_SIZE attribute). A status value for each row fetched is returned: <ul style="list-style-type: none">• SQL_ROW_SUCCESS If the number of rows fetched is less than the number of elements in the status array (that is, less than the rowset size), the remaining status elements are set to SQL_ROW_NOROW. DB2 for i5/OS CLI cannot detect whether a row has been updated or deleted since the start of the fetch. Therefore, the following ODBC defined status values are not reported: <ul style="list-style-type: none">• SQL_ROW_DELETED• SQL_ROW_UPDATED

Usage

SQLExtendedFetch() is used to perform an array fetch of a set of rows. An application specifies the size of the array by calling SQLSetStmtAttr() with the SQL_ROWSET_SIZE attribute.

Before SQLExtendedFetch() is called the first time, the cursor is positioned before the first row. After SQLExtendedFetch() is called, the cursor is positioned on the row in the result set corresponding to the last row element in the rowset just retrieved.

For any columns in the result set that have been bound by the `SQLBindCol()` function, DB2 for i5/OS CLI converts the data for the bound columns as necessary and stores it in the locations bound to these columns. The result set must be bound in a row-wise fashion. This means that the values for all the columns of the first row are contiguous, followed by the values of the second row, and so on. Also, if indicator variables are used, they are all returned in one contiguous storage location.

When using this procedure to retrieve multiple rows, all columns must be bound, and the storage must be contiguous. When using this function to retrieve rows from an SQL procedure result set, only the `SQL_FETCH_NEXT` orientation is supported. The user is responsible for allocating enough storage for the number of rows that are specified in `SQL_ROWSET_SIZE`.

The cursor must be a scrollable cursor for `SQLExtendedFetch()` to use any orientation other than `SQL_FETCH_NEXT`. See “`SQLSetStmtAttr - Set a statement attribute`” on page 240 for information about setting the `SQL_ATTR_CURSOR_SCROLLABLE` attribute.

Return codes

- `SQL_SUCCESS`
- `SQL_SUCCESS_WITH_INFO`
- `SQL_ERROR`
- `SQL_INVALID_HANDLE`
- `SQL_NO_DATA_FOUND`

Error conditions

Table 58. *SQLExtendedFetch SQLSTATES*

SQLSTATE	Description	Explanation
HY009	Argument value that is not valid	<p>The argument value <i>RowCountPtr</i> or <i>RowStatusArray</i> is a null pointer.</p> <p>The value specified for the argument <i>FetchOrientation</i> is not recognized.</p>
HY010	Function sequence error	<p><code>SQLExtendedFetch()</code> is called for an <i>StatementHandle</i> after <code>SQLFetch()</code> is called and before <code>SQLFreeStmt()</code> has been called with the <code>SQL_CLOSE</code> option.</p> <p>The function is called before calling <code>SQLPrepare()</code> or <code>SQLExecDirect()</code> for the <i>StatementHandle</i>.</p> <p>The function is called while in a data-at-processing (<code>SQLParamData()</code>, <code>SQLPutData()</code>) operation.</p>

Restrictions

None.

References

- “`SQLBindCol - Bind a column to an application variable`” on page 34
- “`SQLExecute - Execute a statement`” on page 100
- “`SQLExecDirect - Execute a statement directly`” on page 98
- “`SQLFetch - Fetch next row`” on page 104

SQLFetch

SQLFetch - Fetch next row

SQLFetch() advances the cursor to the next row of the result set, and retrieves any bound columns.

SQLFetch() can be used to receive the data directly into variables that you specify with SQLBindCol(), or the columns can be received individually after the fetch by calling SQLGetData(). Data conversion is also performed when SQLFetch() is called, if conversion is indicated when the column is bound.

Syntax

```
SQLRETURN SQLFetch (SQLHSTMT hstmt);
```

Function arguments

Table 59. SQLFetch arguments

Data type	argument	Use	Description
SQLHSTMT	<i>hstmt</i>	Input	Statement handle

Usage

SQLFetch() can only be called if the most recently processed statement on *hstmt* is a SELECT.

The number of application variables bound with SQLBindCol() must not exceed the number of columns in the result set; otherwise SQLFetch() fails.

If SQLBindCol() has not been called to bind any columns, then SQLFetch() does not return data to the application, but just advances the cursor. In this case SQLGetData() can then be called to obtain all of the columns individually. Data in unbound columns is discarded when SQLFetch() advances the cursor to the next row.

If any bound variables are not large enough to hold the data returned by SQLFetch(), the data is truncated. If character data is truncated, and the *SQLSetEnvAttr()* attribute *SQL_ATTR_TRUNCATION_RTNC* is set to *SQL_TRUE*, then the CLI return code *SQL_SUCCESS_WITH_INFO* is returned, along with an *SQLSTATE* that indicates truncation. Note that the default is *SQL_FALSE* for *SQL_ATTR_TRUNCATION_RTNC*. Also, in the case of character data truncation, the *SQLBindCol()* deferred output argument *pcbValue* contains the actual length of the column data retrieved from the data source. The application should compare the output length to the input length (*pcbValue* and *cbValueMax* arguments from *SQLBindCol()*) to determine which character columns have been truncated.

Truncation of numeric data types is not reported if the truncation involves digits to the right of the decimal point. If truncation occurs to the left of the decimal point, an error is returned (refer to the diagnostics section).

Truncation of graphic data types is treated the same as character data types. Except the *rgbValue* buffer is filled to the nearest multiple of two bytes that is still less than or equal to the *cbValueMax* specified in *SQLBindCol()*. Graphic data transferred between DB2 for i5/OS CLI and the application is never null-terminated.

When all the rows have been retrieved from the result set, or the remaining rows are not needed, *SQLFreeStmt()* should be called to close the cursor and discard the remaining data and associated resources.

Return codes

- *SQL_SUCCESS*
- *SQL_SUCCESS_WITH_INFO*

- SQL_ERROR
- SQL_INVALID_HANDLE
- SQL_NO_DATA_FOUND

SQL_NO_DATA_FOUND is returned if there are no rows in the result set, or previous SQLFetch() calls have fetched all the rows from the result set.

Diagnostics

Table 60. SQLFetch SQLSTATES

SQLSTATE	Description	Explanation
01004	Data truncated	The data returned for one or more columns is truncated. String values are right truncated. (SQL_SUCCESS_WITH_INFO is returned if no error occurred.)
HY001	Memory allocation failure	The driver is unable to allocate memory required to support the processing or completion of the function.
HY010	Function sequence error	The specified <i>hstmt</i> is not in an processed state. The function is called without first calling SQLExecute or SQLExecDirect.
HY013 *	Memory management problem	The driver is unable to access memory required to support the processing or completion of the function.

Example

Note: By using the code examples, you agree to the terms of the “Code license and disclaimer information” on page 313.

```

/*****
** file = fetch.c
**
** Example of executing an SQL statement.
** SQLBindCol & SQLFetch is used to retrieve data from the result set
** directly into application storage.
**
** Functions used:
**
**      SQLAllocConnect      SQLFreeConnect
**      SQLAllocEnv         SQLFreeEnv
**      SQLAllocStmt        SQLFreeStmt
**      SQLConnect          SQLDisconnect
**
**      SQLBindCol          SQLFetch
**      SQLTransact         SQLExecDirect
**      SQLError
**
*****/

#include <stdio.h>
#include <string.h>
#include "sqlcli.h"

#define MAX_STMT_LEN 255

int initialize(SQLHENV *henv,
              SQLHDBC *hdbc);

int terminate(SQLHENV henv,
              SQLHDBC hdbc);

```

SQLFetch

```
int print_error (SQLHENV   henv,
                SQLHDBC   hdbc,
                SQLHSTMT  hstmt);

int check_error (SQLHENV   henv,
                SQLHDBC   hdbc,
                SQLHSTMT  hstmt,
                SQLRETURN  frc);

/*****
** main
** - initialize
** - terminate
*****/
int main()
{
    SQLHENV   henv;
    SQLHDBC   hdbc;
    SQLCHAR   sqlstmt[MAX_STMT_LEN + 1]="";
    SQLRETURN rc;

    rc = initialize(&henv, &hdbc);
    if (rc == SQL_ERROR) return(terminate(henv, hdbc));

    {SQLHSTMT  hstmt;
    SQLCHAR   sqlstmt[]="SELECT deptname, location from org where division = 'Eastern'";
    SQLCHAR   deptname[15],
              location[14];
    SQLINTEGER rlength;

        rc = SQLAllocStmt(hdbc, &hstmt);
        if (rc != SQL_SUCCESS )
            check_error (henv, hdbc, SQL_NULL_HSTMT, rc);

        rc = SQLExecDirect(hstmt, sqlstmt, SQL_NTS);
        if (rc != SQL_SUCCESS )
            check_error (henv, hdbc, hstmt, rc);

        rc = SQLBindCol(hstmt, 1, SQL_CHAR, (SQLPOINTER) deptname, 15,
                        &rlength);
        if (rc != SQL_SUCCESS )
            check_error (henv, hdbc, hstmt, rc);
        rc = SQLBindCol(hstmt, 2, SQL_CHAR, (SQLPOINTER) location, 14,
                        &rlength);
        if (rc != SQL_SUCCESS )
            check_error (henv, hdbc, hstmt, rc);

        printf("Departments in Eastern division:\n");
        printf("DEPTNAME      Location\n");
        printf("-----\n");

        while ((rc = SQLFetch(hstmt)) == SQL_SUCCESS)
        {
            printf("%-14.14s %-13.13s \n", deptname, location);
        }
        if (rc != SQL_NO_DATA_FOUND )
            check_error (henv, hdbc, hstmt, rc);

        rc = SQLFreeStmt(hstmt, SQL_DROP);
        if (rc != SQL_SUCCESS )
            check_error (henv, hdbc, SQL_NULL_HSTMT, rc);
    }

    rc = SQLTransact(henv, hdbc, SQL_COMMIT);
    if (rc != SQL_SUCCESS )
```



```

        check_error (henv, hdbc, SQL_NULL_HSTMT, rc);

        terminate(henv, hdbc);
        return (0);
}/* end main */

/*****
** initialize
** - allocate environment handle
** - allocate connection handle
** - prompt for server, user id, & password
** - connect to server
*****/

int initialize(SQLHENV *henv,
              SQLHDBC *hdbc)
{
    SQLCHAR    server[SQL_MAX_DSN_LENGTH],
              uid[30],
              pwd[30];
    SQLRETURN  rc;

    rc = SQLAllocEnv (henv);          /* allocate an environment handle */
    if (rc != SQL_SUCCESS )
        check_error (*henv, *hdbc, SQL_NULL_HSTMT, rc);

    rc = SQLAllocConnect (*henv, hdbc); /* allocate a connection handle */
    if (rc != SQL_SUCCESS )
        check_error (*henv, *hdbc, SQL_NULL_HSTMT, rc);

    printf("Enter Server Name:\n");
    gets(server);
    printf("Enter User Name:\n");
    gets(uid);
    printf("Enter Password Name:\n");
    gets(pwd);

    if (uid[0] == '\0')
    {
        rc = SQLConnect (*hdbc, server, SQL_NTS, NULL, SQL_NTS, NULL, SQL_NTS);
        if (rc != SQL_SUCCESS )
            check_error (*henv, *hdbc, SQL_NULL_HSTMT, rc);
    }
    else
    {
        rc = SQLConnect (*hdbc, server, SQL_NTS, uid, SQL_NTS, pwd, SQL_NTS);
        if (rc != SQL_SUCCESS )
            check_error (*henv, *hdbc, SQL_NULL_HSTMT, rc);
    }

    return(SQL_SUCCESS);
}/* end initialize */

/*****
** terminate
** - disconnect
** - free connection handle
** - free environment handle
*****/

int terminate(SQLHENV henv,
             SQLHDBC hdbc)
{
    SQLRETURN  rc;

    rc = SQLDisconnect (hdbc);          /* disconnect from database */
    if (rc != SQL_SUCCESS )
        print_error (henv, hdbc, SQL_NULL_HSTMT);
    rc = SQLFreeConnect (hdbc);         /* free connection handle */
    if (rc != SQL_SUCCESS )

```

SQLFetch

```
        print_error (henv, hdbc, SQL_NULL_HSTMT);
rc = SQLFreeEnv (henv); /* free environment handle */
if (rc != SQL_SUCCESS )
    print_error (henv, hdbc, SQL_NULL_HSTMT);

return(rc);
}/* end terminate */

/*****
** - print_error - call SQLError(), display SQLSTATE and message
*****/

int print_error (SQLHENV    henv,
                SQLHDBC    hdbc,
                SQLHSTMT   hstmt)
{
    SQLCHAR    buffer[SQL_MAX_MESSAGE_LENGTH + 1];
    SQLCHAR    sqlstate[SQL_SQLSTATE_SIZE + 1];
    SQLINTEGER sqlcode;
    SQLSMALLINT length;

    while ( SQLError(henv, hdbc, hstmt, sqlstate, &sqlcode, buffer,
                    SQL_MAX_MESSAGE_LENGTH + 1, &length) == SQL_SUCCESS )
    {
        printf("\n **** ERROR ****\n");
        printf("        SQLSTATE: %s\n", sqlstate);
        printf("Native Error Code: %ld\n", sqlcode);
        printf("%s \n", buffer);
    };

    return ( SQL_ERROR);
} /* end print_error */

/*****
** - check_error - call print_error(), checks severity of return code
*****/

int check_error (SQLHENV    henv,
                SQLHDBC    hdbc,
                SQLHSTMT   hstmt,
                SQLRETURN   frc)
{
    SQLRETURN    rc;

    print_error(henv, hdbc, hstmt);

    switch (frc){
    case SQL_SUCCESS : break;
    case SQL_ERROR :
    case SQL_INVALID_HANDLE:
        printf("\n ** FATAL ERROR, Attempting to rollback transaction **\n");
        rc = SQLTransact(henv, hdbc, SQL_ROLLBACK);
        if (rc != SQL_SUCCESS)
            printf("Rollback Failed, Exiting application\n");
        else
            printf("Rollback Successful, Exiting application\n");
        terminate(henv, hdbc);
        exit(frc);
        break;
    case SQL_SUCCESS_WITH_INFO :
        printf("\n ** Warning Message, application continuing\n");
        break;
    case SQL_NO_DATA_FOUND :
        printf("\n ** No Data Found ** \n");
        break;
    default :
        printf("\n ** Invalid Return Code ** \n");
    }
}
```

```
        printf(" ** Attempting to rollback transaction **\n");
        SQLTransact(henv, hdbc, SQL_ROLLBACK);
        terminate(henv, hdbc);
        exit(frc);
        break;
    }
    return(SQL_SUCCESS);
} /* end check_error */
```

References

- “SQLBindCol - Bind a column to an application variable” on page 34
- “SQLExecute - Execute a statement” on page 100
- “SQLExecDirect - Execute a statement directly” on page 98
- “SQLGetCol - Retrieve one column of a row of the result set” on page 122
- “SQLFetchScroll - Fetch from a scrollable cursor” on page 110

SQLFetchScroll

SQLFetchScroll - Fetch from a scrollable cursor

SQLFetchScroll() positions the cursor based on the requested orientation and then retrieves any bound columns.

SQLFetchScroll() can be used to receive the data directly into variables that you specify with SQLBindCol(), or the columns can be received individually after the fetch by calling SQLGetData(). Data conversion is also performed when SQLFetchScroll() is called, if conversion is indicated when the column is bound.

Syntax

```
SQLRETURN SQLFetchScroll (SQLHSTMT hstmt,  
                          SQLSMALLINT fOrient,  
                          SQLINTEGER fOffset);
```

Function arguments

Table 61. SQLFetchScroll arguments

Data type	Argument	Use	Description
SQLHSTMT	<i>hstmt</i>	Input	Statement handle.
SQLSMALLINT	<i>fOrient</i>	Input	Fetch orientation. See Table 62 for possible values.
SQLINTEGER	<i>fOffset</i>	Input	Row offset for relative positioning.

Usage

SQLFetchScroll() can only be called if the most recently processed statement on *hstmt* is a SELECT.

SQLFetchScroll() acts like SQLFetch(), except the *fOrient* parameter positions the cursor before any data is retrieved. The cursor must be a scrollable cursor for SQLFetchScroll() to use any orientation other than SQL_FETCH_NEXT.

When using this function to retrieve rows from an SQL procedure result set, only the SQL_FETCH_NEXT orientation is supported.

SQLFetchScroll() supports array fetch, an alternative to the array fetch support provided by SQLExtendedFetch(). See the SQLExtendedFetch() topic for details on array fetch.

The information returned in the *RowCountPtr* and *RowStatusArray* parameters of SQLExtendedFetch() are handled by SQLFetchScroll() as follows:

- *RowCountPtr*: SQLFetchScroll() returns the number of rows fetched in the buffer pointed to by the SQL_ATTR_ROWS_FETCHED_PTR statement attribute.
- *RowStatusArray*: SQLFetchScroll() returns the array of statuses for each row in the buffer pointed to by the SQL_ATTR_ROW_STATUS_PTR statement attribute.

Table 62. Statement attributes

<i>fOrient</i>	Description
SQL_FETCH_ABSOLUTE	Move to the result set row specified by the <i>fOffset</i> argument.
SQL_FETCH_FIRST	Move to the first row of the result set.
SQL_FETCH_LAST	Move to the last row of the result set.
SQL_FETCH_NEXT	Move to the row following the current cursor position.
SQL_FETCH_PRIOR	Move to the row preceding the current cursor position.

Table 62. Statement attributes (continued)

<i>fOrient</i>	Description
SQL_FETCH_RELATIVE	If <i>fOffset</i> is: <ul style="list-style-type: none"> • Positive, advance the cursor that number of rows. • Negative, back up the cursor that number of rows. • Zero, do not move the cursor.

Return codes

- SQL_SUCCESS
- SQL_SUCCESS_WITH_INFO
- SQL_ERROR
- SQL_INVALID_HANDLE
- SQL_NO_DATA_FOUND

Diagnostics

Table 63. SQLFetchScroll SQLSTATES

SQLSTATE	Description	Explanation
01004	Data truncated	The data returned for one or more columns is truncated. String values are right truncated. (SQL_SUCCESS_WITH_INFO is returned if no error occurred.)
HY001	Memory allocation failure	The driver is unable to allocate memory required to support the processing or completion of the function.
HY009	Argument value that is not valid	Orientation that is not valid.
HY010	Function sequence error	The specified <i>hstmt</i> is not in an processed state. The function is called without first calling SQLExecute or SQLExecDirect.
HY013 *	Memory management problem	The driver is unable to access memory required to support the processing or completion of the function.

References

- “SQLBindCol - Bind a column to an application variable” on page 34
- “SQLExecute - Execute a statement” on page 100
- “SQLExecDirect - Execute a statement directly” on page 98
- “SQLExtendedFetch - Fetch array of rows” on page 102
- “SQLGetCol - Retrieve one column of a row of the result set” on page 122
- “SQLFetch - Fetch next row” on page 104
- “SQLSetStmtAttr - Set a statement attribute” on page 240

SQLForeignKeys

SQLForeignKeys - Get the list of foreign key columns

SQLForeignKeys() returns information about foreign keys for the specified table. The information is returned in an SQL result set, which can be processed with the same functions that are used to retrieve a result that is generated by a query.

Unicode (UTF-16) equivalent: This function can also be used with the Unicode (UTF-16) character set. The corresponding Unicode function is SQLForeignKeysW(). Refer to “Unicode in DB2 CLI” on page 299 for more information about Unicode support for DB2 CLI.

Syntax

```
SQLRETURN SQLForeignKeys (SQLHSTMT StatementHandle,
                          SQLCHAR *PKCatalogName,
                          SQLSMALLINT NameLength1,
                          SQLCHAR *PKSchemaName,
                          SQLSMALLINT NameLength2,
                          SQLCHAR *PKTableName,
                          SQLSMALLINT NameLength3,
                          SQLCHAR *FKCatalogName,
                          SQLSMALLINT NameLength4,
                          SQLCHAR *FKSchemaName,
                          SQLSMALLINT NameLength5,
                          SQLCHAR *FKTableName,
                          SQLSMALLINT NameLength6);
```

Function arguments

Table 64. SQLForeignKeys arguments

Data type	Argument	Use	Description
SQLHSTMT	<i>StatementHandle</i>	Input	Statement handle.
SQLCHAR *	<i>PKCatalogName</i>	Input	Catalog qualifier of the primary key table. This must be a NULL pointer or a zero length string.
SQLSMALLINT	<i>NameLength1</i>	Input	Length of <i>PKCatalogName</i> . This must be set to 0.
SQLCHAR *	<i>PKSchemaName</i>	Input	Schema qualifier of the primary key table.
SQLSMALLINT	<i>NameLength2</i>	Input	Length of <i>PKSchemaName</i> .
SQLCHAR *	<i>PKTableName</i>	Input	Name of the table name containing the primary key.
SQLSMALLINT	<i>NameLength3</i>	Input	Length of <i>PKTableName</i> .
SQLCHAR *	<i>FKCatalogName</i>	Input	Catalog qualifier of the table containing the foreign key. This must be a NULL pointer or a zero length string.
SQLSMALLINT	<i>NameLength4</i>	Input	Length of <i>FKCatalogName</i> . This must be set to 0.
SQLCHAR *	<i>FKSchemaName</i>	Input	Schema qualifier of the table containing the foreign key.
SQLSMALLINT	<i>NameLength5</i>	Input	Length of <i>FKSchemaName</i> .
SQLCHAR *	<i>FKTableName</i>	Input	Name of the table containing the foreign key.
SQLSMALLINT	<i>NameLength6</i>	Input	Length of <i>FKTableName</i> .

Usage

If *PKTableName* contains a table name, and *FKTableName* is an empty string, SQLForeignKeys() returns a result set that contains the primary key of the specified table and all of the foreign keys (in other tables) that refer to it.

If *FKTableName* contains a table name, and *PKTableName* is an empty string, `SQLForeignKeys()` returns a result set that contains all of the foreign keys in the specified table and the primary keys (in other tables) to which they refer.

If both *PKTableName* and *FKTableName* contain table names, `SQLForeignKeys()` returns the foreign keys in the table specified in *FKTableName* that refer to the primary key of the table specified in *PKTableName*. This should be one key at the most.

If the schema qualifier argument that is associated with a table name is not specified, then for the schema name the default is the one currently in effect for the current connection.

Table 65 lists the columns of the result set generated by the `SQLForeignKeys()` call. If the foreign keys that are associated with a primary key are requested, the result set is ordered by `FKTABLE_CAT`, `FKTABLE_SCHEM`, `FKTABLE_NAME`, and `ORDINAL_POSITION`. If the primary keys that are associated with a foreign key are requested, the result set is ordered by `PKTABLE_CAT`, `PKTABLE_SCHEM`, `PKTABLE_NAME`, and `ORDINAL_POSITION`.

Although new columns might be added and the names of the existing columns might be changed in future releases, the position of the current columns does not change.

Table 65. Columns returned by SQLForeignKeys

Column number/name	Data type	Description
1 PKTABLE_CAT	VARCHAR(128)	The current server.
2 PKTABLE_SCHEM	VARCHAR(128)	The name of the schema containing PKTABLE_NAME.
3 PKTABLE_NAME	VARCHAR(128) not NULL	Name of the table containing the primary key.
4 PKCOLUMN_NAME	VARCHAR(128) not NULL	Primary key column name.
5 FKTABLE_CAT	VARCHAR(128)	The current server.
6 FKTABLE_SCHEM	VARCHAR(128)	The name of the schema containing FKTABLE_NAME.
7 FKTABLE_NAME	VARCHAR(128) not NULL	The name of the table containing the Foreign key.
8 FKCOLUMN_NAME	VARCHAR(128) not NULL	Foreign key column name.
9 KEY_SEQ	SMALLINT not NULL	The ordinal position of the column in the key, starting at 1.
10 UPDATE_RULE	SMALLINT	Action to be applied to the foreign key when the SQL operation is UPDATE: <ul style="list-style-type: none"> • SQL_RESTRICT • SQL_NO_ACTION The update rule for IBM DB2 DBMSs is always either RESTRICT or SQL_NO_ACTION. However, ODBC applications might encounter the following UPDATE_RULE values when connected to non-IBM RDBMSs: <ul style="list-style-type: none"> • SQL_CASCADE • SQL_SET_NULL

SQLForeignKeys

Table 65. Columns returned by SQLForeignKeys (continued)

Column number/name	Data type	Description
11 DELETE_RULE	SMALLINT	Action to be applied to the foreign key when the SQL operation is DELETE: <ul style="list-style-type: none"> • SQL_CASCADE • SQL_NO_ACTION • SQL_RESTRICT • SQL_SET_DEFAULT • SQL_SET_NULL
12 FK_NAME	VARCHAR(128)	Foreign key identifier. NULL if not applicable to the data source.
13 PK_NAME	VARCHAR(128)	Primary key identifier. NULL if not applicable to the data source.
14 DEFERRABILITY	SMALLINT	One of: <ul style="list-style-type: none"> • SQL_INITIALLY_DEFERRED • SQL_INITIALLY_IMMEDIATE • SQL_NOT_DEFERRABLE

Note: The column names used by DB2 for i5/OS CLI follow the X/Open CLI CAE specification style. The column types, contents and order are identical to those defined for the SQLForeignKeys() result set in ODBC.

Return codes

- SQL_SUCCESS
- SQL_SUCCESS_WITH_INFO
- SQL_ERROR
- SQL_INVALID_HANDLE

Diagnostics

Table 66. SQLForeignKeys SQLSTATEs

SQLSTATE	Description	Explanation
24000	Cursor state that is not valid	A cursor is already opened on the statement handle.
40003 08S01	Communication link failure	The communication link between the application and data source fails before the function is completed.
HY001	Memory allocation failure	DB2 for i5/OS CLI is unable to allocate memory required to support the processing or completion of the function.
HY009	Argument value that is not valid	The arguments <i>PKTableName</i> and <i>FKTableName</i> were both NULL pointers.
HY010	Function sequence error	
HY014	No more handles	DB2 for i5/OS CLI is unable to allocate a handle due to internal resources.
HY021	Internal descriptor that is not valid	The internal descriptor cannot be addressed or allocated, or it contains a value that is not valid.
HY090	String or buffer length that is not valid	The value of one of the name length arguments is less than 0, but not equal to SQL_NTS. The length of the table or owner name is greater than the maximum length supported by the data source. Refer to "SQLGetInfo - Get general information" on page 151.
HYC00	Driver not capable	DB2 for i5/OS CLI does not support <i>catalog</i> as a qualifier for table name.

Table 66. SQLForeignKeys SQLSTATEs (continued)

SQLSTATE	Description	Explanation
HYT00	Timeout expired	

Restrictions

None.

Example

Note: By using the code examples, you agree to the terms of the “Code license and disclaimer information” on page 313.

```

/* From CLI sample browser.c */
/* ... */
SQLRETURN list_foreign_keys( SQLHANDLE hstmt,
                             SQLCHAR * schema,
                             SQLCHAR * tablename
                             ) {

/* ... */
    rc = SQLForeignKeys(hstmt, NULL, 0,
                        schema, SQL_NTS, tablename, SQL_NTS,
                        NULL, 0,
                        NULL, SQL_NTS, NULL, SQL_NTS);
    CHECK_HANDLE( SQL_HANDLE_STMT, hstmt, rc );

    rc = SQLBindCol(hstmt, 2, SQL_C_CHAR, (SQLPOINTER) phtable_schem.s, 129,
                    &phtable_schem.ind);
    CHECK_HANDLE( SQL_HANDLE_STMT, hstmt, rc );

    rc = SQLBindCol(hstmt, 3, SQL_C_CHAR, (SQLPOINTER) phtable_name.s, 129,
                    &phtable_name.ind);
    CHECK_HANDLE( SQL_HANDLE_STMT, hstmt, rc );

    rc = SQLBindCol(hstmt, 4, SQL_C_CHAR, (SQLPOINTER) pkcolumn_name.s, 129,
                    &pkcolumn_name.ind);
    CHECK_HANDLE( SQL_HANDLE_STMT, hstmt, rc );

    rc = SQLBindCol(hstmt, 6, SQL_C_CHAR, (SQLPOINTER) fhtable_schem.s, 129,
                    &fhtable_schem.ind);
    CHECK_HANDLE( SQL_HANDLE_STMT, hstmt, rc );

    rc = SQLBindCol(hstmt, 7, SQL_C_CHAR, (SQLPOINTER) fhtable_name.s, 129,
                    &fhtable_name.ind);
    CHECK_HANDLE( SQL_HANDLE_STMT, hstmt, rc );

    rc = SQLBindCol(hstmt, 8, SQL_C_CHAR, (SQLPOINTER) fkcolumn_name.s, 129,
                    &fkcolumn_name.ind);
    CHECK_HANDLE( SQL_HANDLE_STMT, hstmt, rc );

    rc = SQLBindCol(hstmt, 10, SQL_C_SHORT, (SQLPOINTER) &update_rule,
                    0, &update_ind);
    CHECK_HANDLE( SQL_HANDLE_STMT, hstmt, rc );

    rc = SQLBindCol(hstmt, 11, SQL_C_SHORT, (SQLPOINTER) &delete_rule,
                    0, &delete_ind);
    CHECK_HANDLE( SQL_HANDLE_STMT, hstmt, rc );

    rc = SQLBindCol(hstmt, 12, SQL_C_CHAR, (SQLPOINTER) fkey_name.s, 129,
                    &fkey_name.ind);
    CHECK_HANDLE( SQL_HANDLE_STMT, hstmt, rc );

```

SQLForeignKeys

```
rc = SQLBindCol(hstmt, 13, SQL_C_CHAR, (SQLPOINTER) pkey_name.s, 129,
                &pkey_name.ind);
CHECK_HANDLE( SQL_HANDLE_STMT, hstmt, rc ) ;

printf("Primary Key and Foreign Keys for %s.%s\n", schema, tablename);
/* Fetch each row, and display */
while ((rc = SQLFetch(hstmt)) == SQL_SUCCESS) {
    printf(" %s %s.%s.%s\n      Update Rule ",
           pkcolumn_name.s, fktable_schem.s, fktable_name.s, fkcolumn_name.s);
    if (update_rule == SQL_RESTRIC) {
        printf("RESTRIC "); /* always for IBM DBMSs */
    } else {
        if (update_rule == SQL_CASCADE) {
            printf("CASCADE "); /* non-IBM only */
        } else {
            printf("SET NULL ");
        }
    }
    printf(", Delete Rule: ");
    if (delete_rule == SQL_RESTRIC) {
        printf("RESTRIC "); /* always for IBM DBMSs */
    } else {
        if (delete_rule == SQL_CASCADE) {
            printf("CASCADE "); /* non-IBM only */
        } else {
            if (delete_rule == SQL_NO_ACTION) {
                printf("NO ACTION "); /* non-IBM only */
            } else {
                printf("SET NULL ");
            }
        }
    }
    printf("\n");
    if (pkey_name.ind > 0 ) {
        printf("      Primary Key Name: %s\n", pkey_name.s);
    }
    if (fkey_name.ind > 0 ) {
        printf("      Foreign Key Name: %s\n", fkey_name.s);
    }
}
}
```

References

- "SQLPrimaryKeys - Get primary key columns of a table" on page 200
- "SQLStatistics - Get index and statistics information for a base table" on page 252

SQLFreeConnect - Free connection handle

SQLFreeConnect() invalidates and frees the connection handle. All DB2 for i5/OS CLI resources associated with the connection handle are freed.

SQLDisconnect() must be called before calling this function.

Either SQLFreeEnv() is called next to continue ending the application, or SQLAllocHandle() is called to allocate a new connection handle.

Syntax

```
SQLRETURN SQLFreeConnect (SQLHDBC hdbc);
```

Function arguments

Table 67. SQLFreeConnect arguments

Data type	Argument	Use	Description
SQLHDBC	<i>hdbc</i>	Input	Connection handle

Usage

If this function is called when a connection still exists, SQL_ERROR is returned, and the connection handle remains valid.

Return codes

- SQL_SUCCESS
- SQL_ERROR
- SQL_INVALID_HANDLE

Diagnostics

Table 68. SQLFreeConnect SQLSTATEs

SQLSTATE	Description	Explanation
58004	System error	Unrecoverable system error.
HY001	Memory allocation failure	The driver is unable to allocate memory required to support the processing or completion of the function.
HY010	Function sequence error	The function is called before SQLDisconnect() for the <i>hdbc</i> .
HY013 *	Memory management problem	The driver is unable to access memory required to support the processing or completion of the function.

Example

Refer to the example in “SQLAllocEnv - Allocate environment handle” on page 28.

References

- “SQLDisconnect - Disconnect from a data source” on page 87
- “SQLFreeEnv - Free environment handle” on page 118

SQLFreeEnv

SQLFreeEnv - Free environment handle

SQLFreeEnv() invalidates and frees the environment handle. All DB2 for i5/OS CLI resources associated with the environment handle are freed.

SQLFreeConnect() must be called before calling this function.

This function is the last DB2 for i5/OS CLI step that an application needs before it ends.

Syntax

```
SQLRETURN SQLFreeEnv (SQLHENV henv);
```

Function arguments

Table 69. SQLFreeEnv arguments

Data type	Argument	Use	Description
SQLHENV	<i>henv</i>	Input	Environment handle

Usage

If this function is called when there is still a valid connection handle, SQL_ERROR is returned, and the environment handle remains valid.

Return codes

- SQL_SUCCESS
- SQL_ERROR
- SQL_INVALID_HANDLE

Diagnostics

Table 70. SQLFreeEnv SQLSTATEs

SQLSTATE	Description	Explanation
58004	System error	Unrecoverable system error.
HY001	Memory allocation failure	The driver is unable to allocate memory required to support the processing or completion of the function.
HY010	Function sequence error	There is an <i>hdbc</i> which is in allocated or connected state. Call SQLDisconnect and SQLFreeConnect for the <i>hdbc</i> before calling SQLFreeEnv.
HY013 *	Memory management problem	The driver is unable to access memory required to support the processing or completion of the function.

Example

Refer to the example in “SQLAllocEnv - Allocate environment handle” on page 28.

References

“SQLFreeConnect - Free connection handle” on page 117

SQLFreeHandle - Free a handle

SQLFreeHandle() invalidates and frees a handle.

Syntax

```
SQLRETURN SQLFreeHandle (SQLSMALLINT htype,
                        SQLINTEGER handle);
```

Function arguments

Table 71. SQLFreeHandle arguments

Data type	Argument	Use	Description
SQLSMALLINT	<i>hType</i>	Input	Handle type that must be SQL_HANDLE_ENV, SQL_HANDLE_DBC, SQL_HANDLE_STMT, or SQL_HANDLE_DESC.
SQLINTEGER	<i>handle</i>	Input	The handle to be freed.

Usage

SQLFreeHandle() combines the function of SQLFreeEnv(), SQLFreeConnect(), and SQLFreeStmt().

Return codes

- SQL_SUCCESS
- SQL_ERROR
- SQL_INVALID_HANDLE

Diagnostics

Table 72. SQLFreeHandle SQLSTATEs

SQLSTATE	Description	Explanation
58004	System error	Unrecoverable system error.
HY001	Memory allocation failure	The driver is unable to allocate memory required to support the processing or completion of the function.
HY010	Function sequence error	There is an <i>hdbc</i> which is in allocated or connected state. Call SQLDisconnect and SQLFreeConnect for the <i>hdbc</i> before calling SQLFreeHandle.
HY013 *	Memory management problem	The driver is unable to access memory required to support the processing or completion of the function.

References

- “SQLFreeConnect - Free connection handle” on page 117
- “SQLFreeEnv - Free environment handle” on page 118
- “SQLFreeStmt - Free (or reset) a statement handle” on page 120

SQLFreeStmt

SQLFreeStmt - Free (or reset) a statement handle

SQLFreeStmt() ends processing on the statement that is referenced by the statement handle.

You can use this function to complete the following tasks:

- Close a cursor.
- Reset parameters.
- Unbind columns from variables.
- Drop the statement handle and free the DB2 for i5/OS CLI resources associated with the statement handle.

SQLFreeStmt() is called after executing an SQL statement and processing the results.

Syntax

```
SQLRETURN SQLFreeStmt (SQLHSTMT      hstmt,  
                      SQLSMALLINT    fOption);
```

Function arguments

Table 73. SQLFreeStmt arguments

Data type	Argument	Use	Description
SQLHSTMT	<i>hstmt</i>	Input	Statement handle
SQLSMALLINT	<i>fOption</i>	Input	Option specifying the manner of freeing the statement handle. The option must have one of the following values: <ul style="list-style-type: none">• SQL_CLOSE• SQL_DROP• SQL_UNBIND• SQL_RESET_PARAMS

Usage

SQLFreeStmt() can be called with the following options:

- SQL_CLOSE

The cursor (if any) associated with the statement handle (*hstmt*) is closed and all pending results are discarded. The application can reopen the cursor by calling SQLExecute() with the same or different values in the application variables (if any) that are bound to *hstmt*. The cursor name is retained until the statement handle is dropped or the next successful SQLSetCursorName() call. If no cursor has been associated with the statement handle, this option has no effect (no warning or error is generated).

- SQL_DROP

DB2 for i5/OS CLI resources associated with the input statement handle are freed, and the handle is invalidated. The open cursor, if any, is closed and all pending results are discarded.

- SQL_UNBIND

All the columns bound by previous SQLBindCol() calls on this statement handle are released (the association between application variables or file references and result set columns is broken).

- SQL_RESET_PARAMS

All the parameters set by previous SQLBindParam() calls on this statement handle are released. The association between application variables or file references and parameter markers in the SQL statement of the statement handle is broken.

To reuse a statement handle to run a different statement and if the previous statement:

- Was a SELECT, you must close the cursor.
- Used a different number or type of parameters, the parameters must be reset.
- Used a different number or type of column bindings, the columns must be unbound.

Alternatively you can drop the statement handle and allocate a new one.

Return codes

- SQL_SUCCESS
- SQL_SUCCESS_WITH_INFO
- SQL_ERROR
- SQL_IN_HANDLE

SQL_SUCCESS_WITH_INFO is not returned if *fOption* is set to SQL_DROP, because there is no statement handle to use when SQLError() is called.

Diagnostics

Table 74. SQLFreeStmt SQLSTATES

SQLSTATE	Description	Explanation
40003 *	Statement completion unknown	The communication link between the CLI and the data source fails before the function completes processing.
58004	System error	Unrecoverable system error.
HY001	Memory allocation failure	The driver is unable to allocate memory required to support the processing or completion of the function.
HY009	Argument value that is not valid	The value specified for the argument <i>fOption</i> is not SQL_CLOSE, SQL_DROP, SQL_UNBIND, or SQL_RESET_PARAMS.
HY021	Internal descriptor that is not valid	The internal descriptor cannot be addressed or allocated, or it contains a value that is not valid.

Example

Refer to the example in “SQLFetch - Fetch next row” on page 104.

References

- “SQLAllocStmt - Allocate a statement handle” on page 32
- “SQLBindCol - Bind a column to an application variable” on page 34
- “SQLFetch - Fetch next row” on page 104
- “SQLFreeConnect - Free connection handle” on page 117
- “SQLSetParam - Set parameter” on page 239

SQLGetCol

SQLGetCol - Retrieve one column of a row of the result set

SQLGetCol() retrieves data for a single column in the current row of the result set. This is an alternative to SQLBindCol(), which transfers data directly into application variables on a call to SQLFetch(). SQLGetCol() is also used to retrieve large character-based data in pieces.

SQLFetch() must be called before SQLGetCol().

After calling SQLGetCol() for each column, SQLFetch() is called to retrieve the next row.

Unicode (UTF-16) equivalent: This function can also be used with the Unicode (UTF-16) character set. The corresponding Unicode function is SQLGetColW(). Refer to "Unicode in DB2 CLI" on page 299 for more information about Unicode support for DB2 CLI.

Syntax

```
SQLRETURN SQLGetCol (SQLHSTMT      hstmt,
                    SQLSMALLINT    icol,
                    SQLSMALLINT    fCType,
                    SQLPOINTER     rgbValue,
                    SQLINTEGER     cbValueMax,
                    SQLINTEGER     *pcbValue);
```

Function arguments

Table 75. SQLGetCol arguments

Data type	Argument	Use	Description
SQLHSTMT	<i>hstmt</i>	Input	Statement handle.
SQLSMALLINT	<i>icol</i>	Input	Column number for which the data retrieval is requested.
SQLSMALLINT	<i>fCType</i>	Input	Application data type of the column identified by <i>icol</i> . The following types are supported: <ul style="list-style-type: none">• SQL_BIGINT• SQL_BINARY• SQL_BLOB• SQL_CHAR• SQL_CLOB• SQL_DATETIME• SQL_DBCLOB• SQL_DECFLOAT• SQL_DECIMAL• SQL_DOUBLE• SQL_FLOAT• SQL_GRAPHIC• SQL_INTEGER• SQL_NUMERIC• SQL_REAL• SQL_SMALLINT• SQL_TYPE_DATE• SQL_TYPE_TIME• SQL_TYPE_TIMESTAMP• SQL_VARBINARY• SQL_VARGRAPHIC

Table 75. SQLGetCol arguments (continued)

Data type	Argument	Use	Description
SQLPOINTER	<i>rgbValue</i>	Output	Pointer to buffer where the retrieved column data is to be stored.
SQLINTEGER	<i>cbValueMax</i>	Input	Maximum size of the buffer pointed to by <i>rgbValue</i> . If <i>fcType</i> is either SQL_DECIMAL or SQL_NUMERIC, <i>cbValueMax</i> must be a precision and scale. The method to specify both values is to use (precision * 256) + scale. This is also the value returned as the LENGTH of these data types when using SQLColAttribute().
SQLINTEGER *	<i>pcbValue</i>	Output	<p>Pointer to the value that indicates the number of bytes DB2 for i5/OS CLI has available to return in the <i>rgbValue</i> buffer. If the data is being retrieved in pieces, this contains the number of bytes still remaining, excluding any bytes of the column's data that has been obtained from previous calls to SQLGetCol().</p> <p>The value is SQL_NULL_DATA if the data value of the column is null. If this pointer is NULL and SQLFetch() has obtained a column containing null data, then this function fails because it has no means of reporting this.</p> <p>If SQLFetch() has fetched a column containing graphic data, then the pointer to <i>pcbValue</i> must not be NULL or this function fails because it has no means of informing the application about the length of the data retrieved in the <i>rgbValue</i> buffer.</p>

Usage

SQLGetCol() can be used with SQLBindCol() for the same row, as long as the value of *icol* does not specify a column that has been bound. The general steps are:

1. SQLFetch() - advances cursor to first row, retrieves first row, transfers data for bound columns.
2. SQLGetCol() - transfers data for specified (unbound) column.
3. Repeat step 2 for each column needed.
4. SQLFetch() - advances cursor to next row, retrieves next row, transfers data for bound columns.
5. Repeat steps 2, 3 and 4 for each row in the result set, or until the result set is no longer needed.

SQLGetCol() retrieves long columns if the C data type (*fcType*) is SQL_CHAR or if *fcType* is SQL_DEFAULT and the column type is CHAR or VARCHAR.

On each SQLGetCol() call, if the data available for return is greater than or equal to *cbValueMax*, truncation occurs. A function return code of SQL_SUCCESS_WITH_INFO that is coupled with an SQLSTATE that denotes data truncation indicates truncation. The application can call SQLGetCol() again, with the same *icol* value, to obtain later data from the same unbound column starting at the point of truncation. To obtain the entire column, the application repeats such calls until the function returns SQL_SUCCESS. The next call to SQLGetCol() returns SQL_NO_DATA_FOUND.

SQLGetCol

To discard the column data part way through the retrieval, the application can call `SQLGetCol()` with *icol* set to the next column position of interest. To discard unretrieved data for the entire row, the application should call `SQLFetch()` to advance the cursor to the next row; or, if it is not interested in any more data from the result set, call `SQLFreeStmt()` to close the cursor.

The *fCType* input argument determines the type of data conversion (if any) needed before the column data is placed into the storage area pointed to by *rgbValue*.

The contents returned in *rgbValue* is always null-terminated unless `SQLSetEnvAttr()` is used to change the `SQL_ATTR_OUTPUT_NTS` attribute or if the application is retrieving the data in multiple chunks. If the application is retrieving the data in multiple chunks, the null-terminating byte is only added to the last portion of data.

Truncation of numeric data types is not reported if the truncation involves digits to the right of the decimal point. If truncation occurs to the left of the decimal point, an error is returned (refer to the diagnostics section).

- | For decimal floating point data types, a precision of 32, 64, or 128 can be specified by using the default
- | symbolic C data type constants. For example, to specify a decimal floating point data type with a
- | precision of 128 bytes, *ValueType* can be set to `SQL_C_DECIMAL128`.

Return codes

- `SQL_SUCCESS`
- `SQL_SUCCESS_WITH_INFO`
- `SQL_ERROR`
- `SQL_INVALID_HANDLE`
- `SQL_NO_DATA_FOUND`

`SQL_NO_DATA_FOUND` is returned when the preceding `SQLGetCol()` call has retrieved all of the data for this column.

`SQL_SUCCESS` is returned if a zero-length string is retrieved by `SQLGetCol()`. If this is the case, *pcbValue* contains 0, and *rgbValue* contains a null terminator.

If the preceding call to `SQLFetch()` fails, `SQLGetCol()` should not be called because the result is undefined.

Diagnostics

Table 76. *SQLGetCol* SQLSTATES

SQLSTATE	Description	Explanation
07006	Restricted data type attribute violation	The data value cannot be converted to the C data type specified by the argument <i>fCType</i> .
HY001	Memory allocation failure	The driver is unable to allocate memory required to support the processing or completion of the function.
HY009	Argument value that is not valid	The value of the argument <i>cbValueMax</i> is less than 1 and the argument <i>fCType</i> is <code>SQL_CHAR</code> . The specified column number is not valid. The argument <i>rgbValue</i> or <i>pcbValue</i> is a null pointer.
HY010	Function sequence error	The specified <i>hstmt</i> is not in a cursor positioned state. The function is called without first calling <code>SQLFetch()</code> .
HY013 *	Memory management problem	The driver is unable to access memory required to support the processing or completion of the function.

Table 76. SQLGetCol SQLSTATEs (continued)

SQLSTATE	Description	Explanation
HY021	Internal descriptor that is not valid	The internal descriptor cannot be addressed or allocated, or it contains a value that is not valid.
HYC00	Driver not capable	The SQL data type for the specified data type is recognized but not supported by the driver. The requested conversion from the SQL data type to the application data <i>fCType</i> cannot be performed by the driver or the data source.

Restrictions

ODBC requires that *icol* not specify a column of a lower number than the column last retrieved by `SQLGetCol()` for the same row on the same statement handle. ODBC also does not permit the use of `SQLGetCol()` to retrieve data for a column that resides before the last bound column, (if any columns in the row have been bound).

DB2 for i5/OS CLI has relaxed both of these rules by allowing the value of *icol* to be specified in any order and before a bound column, provided that *icol* does not specify a bound column.

Example

Refer to the example in the “SQLFetch - Fetch next row” on page 104 for a comparison between using bound columns and using `SQLGetCol()`.

Refer to “Example: Interactive SQL and the equivalent DB2 for i5/OS CLI function calls” on page 307 for a listing of the `check_error`, `initialize`, and `terminate` functions used in the following example.

Note: By using the code examples, you agree to the terms of the “Code license and disclaimer information” on page 313.

```

/*****
** file = getcol.c
**
** Example of directly executing an SQL statement.
** Getcol is used to retrieve information from the result set.
** Compare to fetch.c
**
** Functions used:
**
**      SQLAllocConnect      SQLFreeConnect
**      SQLAllocEnv         SQLFreeEnv
**      SQLAllocStmt        SQLFreeStmt
**      SQLConnect          SQLDisconnect
**
**      SQLBindCol          SQLFetch
**      SQLTransact         SQLError
**      SQLExecDirect       SQLGetCursor
*****/

#include <stdio.h>
#include <string.h>
#include "sqlcli.h"

#define MAX_STMT_LEN 255

int initialize(SQLHENV *henv,
              SQLHDBC *hdbc);

```

SQLGetCol

```
int terminate(SQLHENV henv,
              SQLHDBC hdbc);

int print_error (SQLHENV henv,
                SQLHDBC hdbc,
                SQLHSTMT hstmt);

int check_error (SQLHENV henv,
                 SQLHDBC hdbc,
                 SQLHSTMT hstmt,
                 SQLRETURN frc);

/*****
** main
** - initialize
** - terminate
*****/
int main()
{
    SQLHENV henv;
    SQLHDBC hdbc;
    SQLCHAR sqlstmt[MAX_STMT_LEN + 1]="";
    SQLRETURN rc;

    rc = initialize(&henv, &hdbc);
    if (rc != SQL_SUCCESS) return(terminate(henv, hdbc));

    {SQLHSTMT hstmt;
    SQLCHAR sqlstmt[]="SELECT deptname, location from org where division = 'Eastern'";
    SQLCHAR deptname[15],
            location[14];
    SQLINTEGER rlength;

        rc = SQLAllocStmt(hdbc, &hstmt);
        if (rc != SQL_SUCCESS )
            check_error (henv, hdbc, SQL_NULL_HSTMT, rc);

        rc = SQLExecDirect(hstmt, sqlstmt, SQL_NTS);
        if (rc != SQL_SUCCESS )
            check_error (henv, hdbc, hstmt, rc);

        printf("Departments in Eastern division:\n");
        printf("DEPTNAME      Location\n");
        printf("-----\n");

        while ((rc = SQLFetch(hstmt)) == SQL_SUCCESS)
        {
            rc = SQLGetCol(hstmt, 1, SQL_CHAR, (SQLPOINTER) deptname, 15, &rlength);
            rc = SQLGetCol(hstmt, 2, SQL_CHAR, (SQLPOINTER) location, 14, &rlength);
            printf("%-14.14s %-13.13s \n", deptname, location);
        }
        if (rc != SQL_NO_DATA_FOUND )
            check_error (henv, hdbc, hstmt, rc);
    }

    rc = SQLTransact(henv, hdbc, SQL_COMMIT);
    if (rc != SQL_SUCCESS )
        check_error (henv, hdbc, SQL_NULL_HSTMT, rc);

    terminate(henv, hdbc);
    return (SQL_SUCCESS);
}/* end main */
```

References

- “SQLBindCol - Bind a column to an application variable” on page 34
- “SQLFetch - Fetch next row” on page 104

SQLGetConnectAttr

SQLGetConnectAttr - Get the value of a connection attribute

SQLGetConnectAttr() returns the current settings for the specified connection option.

These options are set using the SQLSetConnectAttr() function.

- | Unicode (UTF-16) equivalent: This function can also be used with the Unicode (UTF-16) character set. The corresponding Unicode function is SQLGetConnectAttrW(). Refer to “Unicode in DB2 CLI” on page 299
- | for more information about Unicode support for DB2 CLI.

Syntax

```
SQLRETURN SQLGetConnectAttr( SQLHDBC      hdbc,  
                             SQLINTEGER   fAttr,  
                             SQLPOINTER  pvParam),;  
                             SQLINTEGER   bLen,  
                             SQLINTEGER   *sLen);
```

Function arguments

Table 77. SQLGetConnectAttr arguments

Data type	Argument	Use	Description
SQLHDBC	<i>hdbc</i>	Input	Connection handle.
SQLINTEGER	<i>fAttr</i>	Input	Attribute to retrieve. See “SQLSetConnectAttr - Set a connection attribute” on page 216 for a description of the connect options.
SQLPOINTER	<i>pvParam</i>	Output	Value associated with <i>fAttr</i> . Depending on the value of <i>fAttr</i> . This can be a 32-bit integer value, or a pointer to a null terminated character string.
SQLINTEGER	<i>bLen</i>	Input	Maximum number of bytes to store in <i>pvParam</i> , if the value is a character string; otherwise, unused.
SQLINTEGER *	<i>sLen</i>	Output	Length of the output data, if the attribute is a character string; otherwise, unused.

Usage

Statement options settings cannot be retrieved through SQLGetConnectAttr().

Diagnostics

Table 78. SQLGetConnectAttr SQLSTATEs

SQLSTATE	Description	Explanation
08003	Connection not open	An <i>fAttr</i> value that requires an open connection is specified .
HY001	Memory allocation failure	The driver is unable to allocate memory required to support the processing or completion of the function.
HY009	Attribute type out of range	An <i>fAttr</i> value that is not valid is specified. The argument <i>pvParam</i> is a null pointer.
HYC00	Driver not capable	The <i>fAttr</i> argument is recognized, but is not supported.

SQLGetConnectOption - Return current setting of a connect option

SQLGetConnectOption() has been deprecated and replaced with SQLGetConnectAttr(). Although this version of DB2 for i5/OS CLI continues to support SQLGetConnectOption(), it is recommended that you begin using SQLGetConnectAttr() in your DB2 for i5/OS CLI programs so that they conform to the latest standards.

SQLGetConnectOption() returns the current settings for the specified connection option.

These options are set using the SQLSetConnectOption() function.

- | Unicode (UTF-16) equivalent: This function can also be used with the Unicode (UTF-16) character set. The
- | corresponding Unicode function is SQLGetConnectOptionW(). Refer to “Unicode in DB2 CLI” on page
- | 299 for more information about Unicode support for DB2 CLI.

Syntax

```
SQLRETURN SQLGetConnectOption( HDBC          hdbc,
                               SQLSMALLINT fOption,
                               SQLPOINTER  pvParam);
```

Function arguments

Table 79. SQLGetConnectOption arguments

Data type	argument	Use	Description
HDBC	<i>hdbc</i>	Input	Connection handle.
SQLSMALLINT	<i>fOption</i>	Input	Option to retrieve. Refer to Table 147 on page 216 for more information.
SQLPOINTER	<i>pvParam</i>	Output	Value associated with <i>fOption</i> . Depending on the value of <i>fOption</i> , this can be a 32-bit integer value, or a pointer to a null terminated character string. The maximum length of any character string returned is <code>SQL_MAX_OPTION_STRING_LENGTH</code> bytes (excluding the null-terminating byte).

Usage

SQLGetConnectOption() provides the same function as SQLGetConnectAttr(). Both functions are supported for compatibility reasons.

Statement options settings cannot be retrieved through SQLGetConnectOption().

Diagnostics

Table 80. SQLGetConnectOption SQLSTATEs

SQLSTATE	Description	Explanation
08003	Connection not open	An <i>fOption</i> value that requires an open connection is specified .
HY001	Memory allocation failure	The driver is unable to allocate memory required to support the processing or completion of the function.
HY009	Option type out of range	An <i>fOption</i> value that is not valid is specified. The argument <i>pvParam</i> is a null pointer.
HYC00	Driver not capable	The <i>fOption</i> argument is recognized, but is not supported.

SQLGetConnectOption

References

“SQLGetConnectAttr - Get the value of a connection attribute” on page 128

SQLGetCursorName - Get cursor name

SQLGetCursorName() returns the cursor name associated with the input statement handle. If a cursor name is explicitly set by calling SQLSetCursorName(), this name is returned; otherwise, an internally generated name is returned.

- Internally generated cursor names are always 18 bytes in length.

Unicode (UTF-16) equivalent: This function can also be used with the Unicode (UTF-16) character set. The corresponding Unicode function is SQLGetCursorNameW(). Refer to “Unicode in DB2 CLI” on page 299 for more information about Unicode support for DB2 CLI.

Syntax

```
SQLRETURN SQLGetCursorName (SQLHSTMT      hstmt,
                             SQLCHAR       *szCursor,
                             SQLSMALLINT   cbCursorMax,
                             SQLSMALLINT   *pcbCursor);
```

Function arguments

Table 81. SQLGetCursorName arguments

Data type	Argument	Use	Description
SQLHSTMT	<i>hstmt</i>	Input	Statement handle
SQLCHAR *	<i>szCursor</i>	Output	Cursor name
SQLSMALLINT	<i>cbCursorMax</i>	Input	Length of buffer <i>szCursor</i>
SQLSMALLINT *	<i>pcbCursor</i>	Output	Amount of bytes available to return for <i>szCursor</i>

Usage

SQLGetCursorName() returns a cursor name if a name is set using SQLSetCursorName() or if a SELECT statement is processed on the statement handle. If neither of these is true, then calling SQLGetCursorName() results in an error.

If a name is set explicitly using SQLSetCursorName(), this name is returned until the statement is dropped, or until another explicit name is set.

If an explicit name is not set, an implicit name is generated when a SELECT statement is processed, and this name is returned. Implicit cursor names always begin with SQLCUR.

The generated cursor names of ODBC start with SQL_CUR and X/Open CLI generated cursor names begin with SQLCUR. DB2 for i5/OS CLI uses SQLCUR.

Return codes

- SQL_SUCCESS
- SQL_SUCCESS_WITH_INFO
- SQL_ERROR
- SQL_INVALID_HANDLE

SQLGetCursorName

Diagnostics

Table 82. SQLGetCursorName SQLSTATES

SQLSTATE	Description	Explanation
01004	Data truncated	The cursor name returned in <i>szCursor</i> is longer than the value in <i>cbCursorMax</i> , and is truncated to <i>cbCursorMax</i> - 1 bytes. The argument <i>pcbCursor</i> contains the length of the full cursor name available for return. The function returns SQL_SUCCESS_WITH_INFO.
40003 *	Statement completion unknown	The communication link between the CLI and the data source fails before the function completes processing.
58004	System error	Unrecoverable system error.
HY001	Memory allocation failure	The driver is unable to allocate memory required to support the processing or completion of the function.
HY009	Argument value that is not valid	The argument <i>szCursor</i> or <i>pcbCursor</i> is a null pointer. The value specified for the argument <i>cbCursorMax</i> is less than 1.
HY010	Function sequence error	The statement <i>hstmt</i> is not in execute state. Call SQLExecute(), SQLExecDirect() or SQLSetCursorName() before calling SQLGetCursorName().
HY013 *	Memory management problem	The driver is unable to access memory required to support the processing or completion of the function.
HY015	No cursor name available.	There is no open cursor on the <i>hstmt</i> and no cursor name has been set with SQLSetCursorName(). The statement associated with <i>hstmt</i> does not support the use of a cursor.

Example

Refer to “Example: Interactive SQL and the equivalent DB2 for i5/OS CLI function calls” on page 307 for a listing of the `check_error`, `initialize`, and `terminate` functions used in the following example.

Note: By using the code examples, you agree to the terms of the “Code license and disclaimer information” on page 313.

```
/******  
** file = getcurs.c  
**  
** Example of directly executing a SELECT and positioned UPDATE SQL statement.  
** Two statement handles are used, and SQLGetCursor is used to retrieve the  
** generated cursor name.  
**  
** Functions used:  
**  
**      SQLAllocConnect      SQLFreeConnect  
**      SQLAllocEnv         SQLFreeEnv  
**      SQLAllocStmt        SQLFreeStmt  
**      SQLConnect          SQLDisconnect  
**  
**      SQLBindCol          SQLFetch  
**      SQLTransact         SQLError  
**      SQLExecDirect       SQLGetCursorName  
*****/  
#include <stdio.h>  
#include <string.h>  
#include <stdlib.h>  
#include "sqlcli.h"
```

```

#define MAX_STMT_LEN 255

int initialize(SQLHENV *henv,
              SQLHDBC *hdbc);

int terminate(SQLHENV henv,
              SQLHDBC hdbc);

int print_error (SQLHENV    henv,
                 SQLHDBC    hdbc,
                 SQLHSTMT   hstmt);

int check_error (SQLHENV    henv,
                 SQLHDBC    hdbc,
                 SQLHSTMT   hstmt,
                 SQLRETURN   rc);

/*****
** main
** - initialize
** - terminate
*****/
int main()
{
    SQLHENV    henv;
    SQLHDBC    hdbc;
    SQLRETURN   rc,
               rc2;

    rc = initialize(&henv, &hdbc);
    if (rc != SQL_SUCCESS) return(terminate(henv, hdbc));

    {SQLHSTMT   hstmt1,
      hstmt2;
     SQLCHAR   sqlstmt[]="SELECT name, job from staff for update of job";
     SQLCHAR   updstmt[MAX_STMT_LEN + 1];
     SQLCHAR   name[10],
               job[6],
               newjob[6],
               cursor[19];

     SQLINTEGER   rlength, attr;
     SQLSMALLINT  clength;

     rc = SQLAllocStmt(hdbc, &hstmt1);
     if (rc != SQL_SUCCESS )
         check_error (henv, hdbc, SQL_NULL_HSTMT, rc);

     /* make sure the statement is update-capable */
     attr = SQL_FALSE;
     rc = SQLSetStmtAttr(hstmt1,SQL_ATTR_FOR_FETCH_ONLY, &attr, 0);

     /* allocate second statement handle for update statement */
     rc2 = SQLAllocStmt(hdbc, &hstmt2);
     if (rc2 != SQL_SUCCESS )
         check_error (henv, hdbc, SQL_NULL_HSTMT, rc);

     rc = SQLExecDirect(hstmt1, sqlstmt, SQL_NTS);
     if (rc != SQL_SUCCESS )
         check_error (henv, hdbc, hstmt1, rc);

     /* Get Cursor of the SELECT statement's handle */
     rc = SQLGetCursorName(hstmt1, cursor, 19, &clength);
     if (rc != SQL_SUCCESS )
         check_error (henv, hdbc, hstmt1, rc);

```

SQLGetCursorName

```
/* bind name to first column in the result set */
rc = SQLBindCol(hstmt1, 1, SQL_CHAR, (SQLPOINTER) name, 10,
               &rlength);
if (rc != SQL_SUCCESS )
    check_error (henv, hdbc, hstmt1, rc);

/* bind job to second column in the result set */
rc = SQLBindCol(hstmt1, 2, SQL_CHAR, (SQLPOINTER) job, 6,
               &rlength);
if (rc != SQL_SUCCESS )
    check_error (henv, hdbc, hstmt1, rc);

printf("Job Change for all clerks\n");

while ((rc = SQLFetch(hstmt1)) == SQL_SUCCESS)
{
    printf("Name: %-9.9s Job: %-5.5s \n", name, job);
    printf("Enter new job or return to continue\n");
    gets(newjob);
    if (newjob[0] != '\0')
    {
        sprintf( updstmt,
                "UPDATE staff set job = '%s' where current of %s",
                newjob, cursor);
        rc2 = SQLExecDirect(hstmt2, updstmt, SQL_NTS);
        if (rc2 != SQL_SUCCESS )
            check_error (henv, hdbc, hstmt2, rc);
    }
}
if (rc != SQL_NO_DATA_FOUND )
    check_error (henv, hdbc, hstmt1, rc);
SQLFreeStmt(hstmt1, SQL_CLOSE);
}

printf("Committing Transaction\n");
rc = SQLTransact(henv, hdbc, SQL_COMMIT);
if (rc != SQL_NO_DATA_FOUND )
    check_error (henv, hdbc, SQL_NULL_HSTMT, rc);

terminate(henv, hdbc);
return (0);
}/* end main */
```

References

- "SQLExecute - Execute a statement" on page 100
- "SQLExecDirect - Execute a statement directly" on page 98
- "SQLSetCursorName - Set cursor name" on page 228

SQLGetData - Get data from a column

SQLGetData() retrieves data for a single column in the current row of the result set. This is an alternative to SQLBindCol(), which transfers data directly into application variables on a call to SQLFetch(). SQLGetData() can also be used to retrieve large character-based data in pieces.

SQLFetch() must be called before SQLGetData().

After calling SQLGetData() for each column, SQLFetch() is called to retrieve the next row.

SQLGetData() is identical to SQLGetCol(). Both functions are supported for compatibility reasons.

Syntax

```
SQLRETURN SQLGetData (SQLHSTMT      hstmt,
                    SQLSMALLINT     icol,
                    SQLSMALLINT     fCType,
                    SQLPOINTER      rgbValue,
                    SQLINTEGER      cbValueMax,
                    SQLINTEGER      *pcbValue);
```

Note: Refer to “SQLGetCol - Retrieve one column of a row of the result set” on page 122 for a description of the applicable sections.

SQLGetDescField

SQLGetDescField - Get descriptor field

SQLGetDescField() obtains a value from a descriptor. SQLGetDescField() is a more extensible alternative to the SQLGetDescRec() function.

This function is similar to that of SQLDescribeCol(), but SQLGetDescField() can retrieve data from parameter descriptors as well as row descriptors.

Unicode (UTF-16) equivalent: This function can also be used with the Unicode (UTF-16) character set. The corresponding Unicode function is SQLGetDescFieldW(). Refer to “Unicode in DB2 CLI” on page 299 for more information about Unicode support for DB2 CLI.

Syntax

```
SQLRETURN SQLGetDescField (SQLHDESC      hdesc,  
                           SQLSMALLINT   irec,  
                           SQLSMALLINT   fDescType,  
                           SQLPOINTER    rgbDesc,  
                           SQLINTEGER    bLen,  
                           SQLINTEGER    *sLen);
```

Function arguments

Table 83. SQLGetDescField arguments

Data type	Argument	Use	Description
SQLHDESC	<i>hdesc</i>	Input	Descriptor handle.
SQLSMALLINT	<i>irec</i>	Input	Indicates the descriptor record from which the application seeks information. Descriptor records are numbered from 1, with the record number 1 being the first item in the descriptor. If the <i>fDescType</i> argument indicates a field of the descriptor header record (<i>SQL_DESC_ALLOC_TYPE</i> or <i>SQL_DESC_COUNT</i>), <i>irec</i> must be 0.
SQLSMALLINT	<i>fDescType</i>	Input	Indicates the field of the descriptor whose value is to be returned. See Table 84.
SQLPOINTER	<i>rgbDesc</i>	Output	Pointer to buffer.
SQLINTEGER	<i>bLen</i>	Input	Length of descriptor buffer (<i>rgbDesc</i>).
SQLINTEGER *	<i>sLen</i>	Output	Actual number of bytes in the descriptor to return. If this argument contains a value equal to or higher than the length <i>rgbDesc</i> buffer, truncation occurs.

Table 84. *fDescType* descriptor types

Descriptor	Type	Description
SQL_DESC_ALLOC_TYPE	SMALLINT	Either <i>SQL_DESC_ALLOC_USER</i> if the application explicitly allocated the descriptor, or <i>SQL_DESC_ALLOC_AUTO</i> if the implementation automatically allocated the descriptor.
SQL_DESC_COUNT	SMALLINT	The number of records in the descriptor is returned in <i>rgbDesc</i> .
SQL_DESC_DATA_PTR	SQLPOINTER	Retrieve the data pointer field for <i>irec</i> .

Table 84. *fDescType* descriptor types (continued)

Descriptor	Type	Description
SQL_DESC_DATETIME_INTERVAL_CODE	SMALLINT	Retrieve the interval code for records with a type of SQL_DATETIME. The interval code further defines the SQL_DATETIME data type. The code values are SQL_CODE_DATE, SQL_CODE_TIME, and SQL_CODE_TIMESTAMP.
SQL_DESC_INDICATOR_PTR	SQLPOINTER	Retrieve the indicator pointer field for <i>irec</i> .
SQL_DESC_LENGTH_PTR	SQLPOINTER	Retrieve the length pointer field for <i>irec</i> .
SQL_DESC_LENGTH	INTEGER	Retrieve the LENGTH field of <i>irec</i> .
SQL_DESC_NAME	CHAR(128)	Retrieve the NAME field of <i>irec</i> .
SQL_DESC_NULLABLE	SMALLINT	If <i>irec</i> can contain nulls, then SQL_NULLABLE is returned in <i>rgbDesc</i> . Otherwise, SQL_NO_NULLS is returned in <i>rgbDesc</i> .
SQL_DESC_PRECISION	SMALLINT	Retrieve the PRECISION field of <i>irec</i> .
SQL_DESC_SCALE	SMALLINT	Retrieve the SCALE field of <i>irec</i> .
SQL_DESC_TYPE	SMALLINT	Retrieve the TYPE field of <i>irec</i> .
SQL_DESC_UNNAMED	SMALLINT	This is SQL_NAMED if the NAME field is an actual name, or SQL_UNNAMED if the NAME field is an implementation-generated name.

Usage

The number of records in the descriptor corresponds to the number of columns in the result set, if the descriptor is row descriptor, or the number of parameters, for a parameter descriptor.

Calling SQLGetDescField() with *fDescType* set to SQL_DESC_COUNT is an alternative to calling SQLNumResultCols() to determine whether any columns can be returned.

Return codes

- SQL_SUCCESS
- SQL_SUCCESS_WITH_INFO
- SQL_ERROR
- SQL_INVALID_HANDLE
- SQL_NO_DATA_FOUND

SQLGetDescField

Diagnostics

Table 85. SQLGetDescField SQLSTATES

SQLSTATE	Description	Explanation
HY009	Argument value that is not valid	The value specified for the argument <i>fDescType</i> or <i>irec</i> is not valid. The argument <i>rgbDesc</i> or <i>sLen</i> is a null pointer.
HY013 *	Memory management problem	The driver is unable to access the memory required to support the processing or completion of the function.
HY021	Internal descriptor that is not valid	The internal descriptor cannot be addressed or allocated, or it contains a value that is not valid.

References

- “SQLBindCol - Bind a column to an application variable” on page 34
- “SQLDescribeCol - Describe column attributes” on page 81
- “SQLExecDirect - Execute a statement directly” on page 98
- “SQLExecute - Execute a statement” on page 100
- “SQLPrepare - Prepare a statement” on page 196

SQLGetDescRec - Get descriptor record

SQLGetDescRec() obtains an entire record from a descriptor. SQLGetDescRec() is a more concise alternative to the SQLGetDescField() function.

Unicode (UTF-16) equivalent: This function can also be used with the Unicode (UTF-16) character set. The corresponding Unicode function is SQLGetDescRecW(). Refer to “Unicode in DB2 CLI” on page 299 for more information about Unicode support for DB2 CLI.

Syntax

```
SQLRETURN SQLGetDescRec (SQLHDESC      hdesc,
                        SQLSMALLINT   irec,
                        SQLCHAR       *rgbDesc,
                        SQLSMALLINT   cbDescMax,
                        SQLSMALLINT   *pcbDesc,
                        SQLSMALLINT   *type,
                        SQLSMALLINT   *subtype,
                        SQLINTEGER    *length,
                        SQLSMALLINT   *prec,
                        SQLSMALLINT   *scale,
                        SQLSMALLINT   *nullable);
```

Function arguments

Table 86. SQLGetDescRec arguments

Data type	Argument	Use	Description
SQLHDESC	<i>hdesc</i>	Input	Descriptor handle.
SQLSMALLINT	<i>irec</i>	Input	Indicates the descriptor record from which the application seeks information. Descriptor records are numbered from 1, with the record number 1 being the first item in the descriptor. If the fDescType argument indicates a field of the descriptor header record (SQL_DESC_ALLOC_TYPE or SQL_DESC_COUNT), irec must be 0.
SQLCHAR *	<i>rgbDesc</i>	Output	NAME field for the record.
SQLSMALLINT	<i>cbDescMax</i>	Input	Maximum number of bytes to store in <i>rgbDesc</i> .
SQLSMALLINT *	<i>pcbDesc</i>	Output	Total length of the output data.
SQLSMALLINT *	<i>type</i>	Output	TYPE field for the record.
SQLSMALLINT *	<i>subtype</i>	Output	DATETIME_INTERVAL_CODE, for records whose TYPE is SQL_DATETIME.
SQLINTEGER *	<i>length</i>	Output	LENGTH field for the record.
SQLSMALLINT *	<i>prec</i>	Output	PRECISION field for the record.
SQLSMALLINT *	<i>scale</i>	Output	SCALE field for the record.
SQLSMALLINT *	<i>nullable</i>	Output	NULLABLE field for the record.

Usage

Calling SQLGetDescRec() retrieves all the data from a descriptor record in one call. It might still be necessary to call SQLGetDescField() with SQL_DESC_COUNT to determine the number of records in the descriptor.

SQLGetDescRec

Return codes

- SQL_SUCCESS
- SQL_SUCCESS_WITH_INFO
- SQL_ERROR
- SQL_INVALID_HANDLE
- SQL_NO_DATA_FOUND

Diagnostics

Table 87. SQLGetDescRec SQLSTATEs

SQLSTATE	Description	Explanation
HY009	Argument value that is not valid	The value specified for the argument <i>irec</i> is not valid. The argument <i>rgbDesc</i> , <i>pcbDesc</i> , <i>type</i> , <i>subtype</i> , <i>length</i> , <i>prec</i> , <i>scale</i> or <i>nullable</i> is a null pointer.
HY013 *	Memory management problem	The driver is unable to access memory required to support the processing or completion of the function.
HY021	Internal descriptor that is not valid	The internal descriptor cannot be addressed or allocated, or it contains a value that is not valid.

References

- “SQLBindCol - Bind a column to an application variable” on page 34
- “SQLDescribeCol - Describe column attributes” on page 81
- “SQLExecDirect - Execute a statement directly” on page 98
- “SQLExecute - Execute a statement” on page 100
- “SQLPrepare - Prepare a statement” on page 196

SQLGetDiagField - Return diagnostic information (extensible)

SQLGetDiagField() returns the diagnostic information associated with the most recently called DB2 for i5/OS CLI function for a particular statement, connection, or environment handle.

The information consists of a standardized SQLSTATE, an error code, and a text message. Refer to “Diagnostics in a DB2 for i5/OS CLI application” on page 17 for more information.

Call SQLGetDiagField() after receiving a return code of SQL_ERROR or SQL_SUCCESS_WITH_INFO from another function call.

Note: Some database servers might provide product-specific diagnostic information after returning SQL_NO_DATA_FOUND from the processing of a statement.

Unicode (UTF-16) equivalent: This function can also be used with the Unicode (UTF-16) character set. The corresponding Unicode function is SQLGetDiagFieldW(). Refer to “Unicode in DB2 CLI” on page 299 for more information about Unicode support for DB2 CLI.

Syntax

```
SQLRETURN SQLGetDiagField (SQLSMALLINT    hType,
                          SQLINTEGER      handle,
                          SQLSMALLINT     recNum,
                          SQLSMALLINT     diagId,
                          SQLPOINTER      diagInfo,
                          SQLSMALLINT     bLen,
                          SQLSMALLINT     *sLen);
```

Function arguments

Table 88. SQLGetDiagField arguments

Data type	Argument	Use	Description
SQLSMALLINT	<i>hType</i>	Input	Handle type.
SQLINTEGER	<i>handle</i>	Input	Handle for which the diagnostic information is wanted.
SQLSMALLINT	<i>recNum</i>	Input	If there are multiple errors, this indicates which one should be retrieved. If header information is requested, this must be 0. The first error record is number 1.
SQLSMALLINT	<i>diagId</i>	Input	See Table 89.
SQLPOINTER	<i>diagInfo</i>	Output	Buffer for diagnostic information.
SQLSMALLINT	<i>bLen</i>	Input	Length of <i>diagInfo</i> , if requested data is a character string; otherwise, unused.
SQLSMALLINT *	<i>sLen</i>	Output	Length of complete diagnostic information, if the requested data is a character string; otherwise, unused.

Table 89. diagId types

Descriptor	Type	Description
SQL_DIAG_MESSAGE_TEXT	CHAR(254)	The implementation-defined message text relating to the diagnostic record.
SQL_DIAG_NATIVE	INTEGER	The implementation-defined error code relating to the diagnostic record. Portable applications should not base their behavior on this value.

SQLGetDiagField

Table 89. *diagId* types (continued)

Descriptor	Type	Description
SQL_DIAG_NUMBER	INTEGER	The number of diagnostic records available for the specified handle.
SQL_DIAG_RETURNCODE	SMALLINT	Return code of the underlying function. Can be SQL_SUCCESS, SQL_SUCCESS_WITH_INFO, SQL_NO_DATA_FOUND, or SQL_ERROR.
SQL_DIAG_ROW_COUNT	INTEGER	The number of rows for the specified handle, if the handle is a statement handle.
SQL_DIAG_SERVER_NAME	CHAR(128)	The server name that the diagnostic record relates to, as it is supplied on the SQLConnect() statement that establishes the connection.
SQL_DIAG_SQLSTATE	CHAR(5)	The 5-character SQLSTATE code relating to the diagnostic record. The SQLSTATE code provides a portable diagnostic indication.

Usage

The SQLSTATEs are those defined by the X/OPEN SQL CAE and the X/Open SQL CLI snapshot, augmented with SQLSTATE values.

If diagnostic information generated by one DB2 for i5/OS CLI function is not retrieved before a function other than SQLGetDiagField() is called with the same handle, the information for the previous function call is lost. This is true whether diagnostic information is generated for the second DB2 for i5/OS CLI function call.

Multiple diagnostic messages might be available after a given DB2 for i5/OS CLI function call. These messages can be retrieved one at a time by repeatedly calling SQLGetDiagField(). When there are no more messages to retrieve, SQL_NO_DATA_FOUND is returned.

Diagnostic information stored under a given handle is cleared when a call is made to SQLGetDiagField() with that handle, or when another DB2 for i5/OS CLI function call is made with that handle. However, information associated with a given handle type is not cleared by a call to SQLGetDiagField() with an associated but different handle type. For example, a call to SQLGetDiagField() with a connection handle input does not clear errors associated with any statement handles under that connection.

SQL_SUCCESS is returned even if the buffer for the error message (*szDiagFieldMsg*) is too short. This is because the application is not able to retrieve the same error message by calling SQLGetDiagField() again. The actual length of the message text is returned in the *pcbDiagFieldMsg*.

- | To avoid truncation of the first level error message, declare a buffer length of
- | SQL_MAX_MESSAGE_LENGTH + 1. To avoid truncation of the second level error message, set the size
- | of the buffer to a value greater than SQL_MAX_MESSAGE_LENGTH.

Return codes

- SQL_SUCCESS
- SQL_ERROR
- SQL_INVALID_HANDLE

- SQL_NO_DATA_FOUND

SQL_NO_DATA_FOUND is returned if no diagnostic information is available for the input handle, or if all of the messages have been retrieved through calls to SQLGetDiagField().

SQL_ERROR is returned if the argument *diagInfo* or *sLen* is a null pointer.

Diagnostics

SQLSTATEs are not defined, because SQLGetDiagField() does not generate diagnostic information for itself.

Restrictions

Although ODBC also returns X/Open SQL CAE SQLSTATEs, only DB2 for i5/OS CLI returns the additional IBM defined SQLSTATEs. The ODBC Driver Manager also returns SQLSTATE values in addition to the standard ones. For more information about ODBC specific SQLSTATEs refer to *Microsoft ODBC Programmer's Reference*.

Because of this, you should only build dependencies on the standard SQLSTATEs. This means any branching logic in the application should only rely on the standard SQLSTATEs. The augmented SQLSTATEs are most useful for debugging purposes.

SQLGetDiagRec

SQLGetDiagRec - Return diagnostic information (concise)

SQLGetDiagRec() returns the diagnostic information associated with the most recently called DB2 for i5/OS CLI function for a particular statement, connection, or environment handle.

The information consists of a standardized SQLSTATE, the error code, and a text message. See “Diagnostics in a DB2 for i5/OS CLI application” on page 17 for more information.

Call SQLGetDiagRec() after receiving a return code of SQL_ERROR or SQL_SUCCESS_WITH_INFO from another function call.

Note: Some database servers might provide product-specific diagnostic information after returning SQL_NO_DATA_FOUND from the processing of a statement.

Unicode (UTF-16) equivalent: This function can also be used with the Unicode (UTF-16) character set. The corresponding Unicode function is SQLGetDiagRecW(). Refer to “Unicode in DB2 CLI” on page 299 for more information about Unicode support for DB2 CLI.

Syntax

```
SQLRETURN SQLGetDiagRec (SQLSMALLINT  hType,  
                        SQLINTEGER     handle,  
                        SQLSMALLINT    recNum,  
                        SQLCHAR        *szSqlState,  
                        SQLINTEGER     *pfNativeError,  
                        SQLCHAR        *szErrorMsg,  
                        SQLSMALLINT    cbErrorMsgMax,  
                        SQLSMALLINT    *pcbErrorMsg);
```

Function arguments

Table 90. SQLGetDiagRec arguments

Data type	Argument	Use	Description
SQLSMALLINT	<i>hType</i>	Input	Handle type.
SQLINTEGER	<i>handle</i>	Input	Handle for which the diagnostic information is wanted.
SQLSMALLINT	<i>recNum</i>	Input	If there are multiple errors, this indicates which one should be retrieved. If header information is requested, this must be 0. The first error record is number 1.
SQLCHAR *	<i>szSqlState</i>	Output	SQLSTATE as a string of 5 characters terminated by a null character. The first 2 characters indicate error class; the next 3 indicate subclass. The values correspond directly to SQLSTATE values defined in the X/Open SQL CAE specification and the ODBC specification, augmented with IBM specific and product specific SQLSTATE values.
SQLINTEGER *	<i>pfNativeError</i>	Output	Error code. In DB2 for i5/OS CLI, the <i>pfNativeError</i> argument contains the SQLCODE value returned by the Database Management System (DBMS). If the error is generated by DB2 for i5/OS CLI and not the DBMS, then this field is set to -99999.

Table 90. SQLGetDiagRec arguments (continued)

Data type	Argument	Use	Description
SQLCHAR *	<i>szErrorMsg</i>	Output	Pointer to buffer to contain the implementation defined message text. In DB2 for i5/OS CLI, only the DBMS generated messages are returned; DB2 for i5/OS CLI itself does not return any message text describing the problem.
SQLSMALLINT	<i>cbErrorMsgMax</i>	Input	Maximum (that is, the allocated) length of the buffer <i>szErrorMsg</i> . The recommended length to allocate is <code>SQL_MAX_MESSAGE_LENGTH + 1</code> .
SQLSMALLINT *	<i>pcbErrorMsg</i>	Output	Pointer to total number of bytes available to return to the <i>szErrorMsg</i> buffer. This does not include the null termination character.

Usage

The SQLSTATEs are those defined by the X/OPEN SQL CAE and the X/Open SQL CLI snapshot, augmented with IBM specific and product specific SQLSTATE values.

If diagnostic information generated by one DB2 for i5/OS CLI function is not retrieved before a function other than SQLGetDiagRec() is called with the same handle, the information for the previous function call is lost. This is true whether diagnostic information is generated for the second DB2 for i5/OS CLI function call.

Multiple diagnostic messages might be available after a given DB2 for i5/OS CLI function call. These messages can be retrieved one at a time by repeatedly calling SQLGetDiagRec(). When there are no more messages to retrieve, SQL_NO_DATA_FOUND is returned, the SQLSTATE is set to "00000", *pfNativeError* is set to 0, and *pcbErrorMsg* and *szErrorMsg* are undefined.

Diagnostic information stored under a given handle is cleared when a call is made to SQLGetDiagRec() with that handle, or when another DB2 for i5/OS CLI function call is made with that handle. However, information associated with a given handle type is not cleared by a call to SQLGetDiagRec() with an associated but different handle type. For example, a call to SQLGetDiagRec() with a connection handle input does not clear errors associated with any statement handles under that connection.

SQL_SUCCESS is returned even if the buffer for the error message (*szErrorMsg*) is too short, because the application is not able to retrieve the same error message by calling SQLGetDiagRec() again. The actual length of the message text is returned in the *pcbErrorMsg*.

- | To avoid truncation of the first level error message, declare a buffer length of
- | `SQL_MAX_MESSAGE_LENGTH + 1`. To avoid truncation of the second level error message, set the size
- | of the buffer to a value greater than `SQL_MAX_MESSAGE_LENGTH`.

Return codes

- SQL_SUCCESS
- SQL_ERROR
- SQL_INVALID_HANDLE
- SQL_NO_DATA_FOUND

SQL_NO_DATA_FOUND is returned if no diagnostic information is available for the input handle, or if all of the messages have been retrieved through calls to SQLGetDiagRec().

SQLGetDiagRec

SQL_ERROR is returned if the argument szSqlState, pfNativeError, szErrorMsg , or pcbErrorMsg is a null pointer.

Diagnostics

SQLSTATEs are not defined because SQLGetDiagRec() does not generate diagnostic information for itself.

Restrictions

Although ODBC also returns X/Open SQL CAE SQLSTATEs, only DB2 for i5/OS CLI returns the additional IBM defined SQLSTATEs. The ODBC Driver Manager also returns SQLSTATE values in addition to the standard ones. For more information about ODBC specific SQLSTATEs refer to *Microsoft ODBC Programmer's Reference*.

Because of this, you should only build dependencies on the standard SQLSTATEs. This means any branching logic in the application should only rely on the standard SQLSTATEs. The augmented SQLSTATEs are most useful for debugging purposes.

References

"SQLGetDiagField - Return diagnostic information (extensible)" on page 141

SQLGetEnvAttr - Return current setting of an environment attribute

SQLGetEnvAttr() returns the current settings for the specified environment attribute.

These options are set using the SQLSetEnvAttr() function.

Syntax

```
SQLRETURN SQLGetEnvAttr (SQLHENV      henv,
                        SQLINTEGER    Attribute,
                        SQLPOINTER    Value,
                        SQLINTEGER    BufferLength,
                        SQLINTEGER    *StringLength);
```

Function arguments

Table 91. SQLGetEnvAttr arguments

Data type	Argument	Use	Description
SQLHENV	<i>henv</i>	Input	Environment handle.
SQLINTEGER	<i>Attribute</i>	Input	Attribute to retrieve. Refer to Table 159 on page 234 for more information.
SQLPOINTER	<i>Value</i>	Output	Current value associated with <i>Attribute</i> . The type of the value returned depends on <i>Attribute</i> .
SQLINTEGER	<i>BufferLength</i>	Input	Maximum size of buffer pointed to by <i>Value</i> , if the attribute value is a character string; otherwise, unused.
SQLINTEGER *	<i>StringLength</i>	Output	Length in bytes of the output data if the attribute value is a character string; otherwise, unused.

If *Attribute* does not denote a string, then DB2 for i5/OS CLI ignores *BufferLength* and does not set *StringLength*.

Usage

SQLGetEnvAttr() can be called at any time between the allocation and freeing of the environment handle. It obtains the current value of the environment attribute.

Diagnostics

Table 92. SQLGetEnvAttr SQLSTATEs

SQLSTATE	Description	Explanation
HY001	Memory allocation failure	The driver is unable to allocate memory required to support the processing or completion of the function.
HY009	Attribute out of range	An <i>Attribute</i> value that is not valid is specified. The argument <i>Value</i> or <i>StringLength</i> is a null pointer.

SQLGetFunctions

SQLGetFunctions - Get functions

SQLGetFunctions() queries whether a specific function is supported. This allows applications to adapt to varying levels of support when using different drivers.

SQLConnect() must be called, and a connection to the data source (database server) must exist before calling this function.

Syntax

```
SQLRETURN SQLGetFunctions (SQLHDBC          hdbc,  
                           SQLSMALLINT     fFunction,  
                           SQLSMALLINT     *pfSupported);
```

Function arguments

Table 93. SQLGetFunctions arguments

Data type	Argument	Use	Description
SQLHDBC	<i>hdbc</i>	Input	Database connection handle.
SQLSMALLINT	<i>fFunction</i>	Input	Function being queried.
SQLSMALLINT *	<i>pfSupported</i>	Output	Pointer to location where this function returns SQL_TRUE or SQL_FALSE depending on whether the function being queried is supported.

Usage

The following list shows the valid value for the *fFunction* argument and whether the corresponding function is supported.

```
| SQL_API_ALLOCCONNECT      = TRUE  
| SQL_API_ALLOCENV        = TRUE  
| SQL_API_ALLOCHANDLE     = TRUE  
| SQL_API_ALLOCSTMT      = TRUE  
| SQL_API_BINDCOL        = TRUE  
| SQL_API_BINDFILETOCOL  = TRUE  
| SQL_API_BINDFILETOPARAM = TRUE  
| SQL_API_BINDPARAM      = TRUE  
| SQL_API_BINDPARAMETER  = TRUE  
| SQL_API_CANCEL         = TRUE  
| SQL_API_CLOSECURSOR    = TRUE  
| SQL_API_COLATTRIBUTE    = TRUE  
| SQL_API_COLATTRIBUTEW   = TRUE  
| SQL_API_COLATTRIBUTES  = TRUE  
| SQL_API_COLATTRIBUTESW = TRUE  
| SQL_API_COLUMNS        = TRUE  
| SQL_API_COLUMNSW       = TRUE  
| SQL_API_CONNECT        = TRUE  
| SQL_API_CONNECTW       = TRUE  
| SQL_API_COPYDESC       = TRUE  
| SQL_API_DATASOURCES     = TRUE  
| SQL_API_DATASOURCESW  = TRUE  
| SQL_API_DESCRIBECOL    = TRUE  
| SQL_API_DESCRIBECOLW  = TRUE  
| SQL_API_DESCRIBEPARAM  = TRUE  
| SQL_API_DISCONNECT     = TRUE  
| SQL_API_DRIVERCONNECT  = TRUE  
| SQL_API_DRIVERCONNECTW = TRUE  
| SQL_API_ENDTRAN        = TRUE  
| SQL_API_ERROR          = TRUE  
| SQL_API_ERRORW         = TRUE  
| SQL_API_EXECDIRECT     = TRUE
```

```

| SQL_API_EXECDIRECTW      = TRUE
| SQL_API_EXECUTE         = TRUE
| SQL_API_EXTENDEDFETCH   = TRUE
| SQL_API_FETCH           = TRUE
| SQL_API_FOREIGNKEYS     = TRUE
| SQL_API_FOREIGNKEYSW    = TRUE
| SQL_API_FREECONNECT     = TRUE
| SQL_API_FREEENV         = TRUE
| SQL_API_FREEHANDLE      = TRUE
| SQL_API_FREESTMT        = TRUE
| SQL_API_GETCOL          = TRUE
| SQL_API_GETCONNECTATTR  = TRUE
| SQL_API_GETCONNECTATTRW = TRUE
| SQL_API_GETCONNECTOPTION = TRUE
| SQL_API_GETCONNECTOPTIONW = TRUE
| SQL_API_GETCURSORNAME   = TRUE
| SQL_API_GETCURSORNAMEW = TRUE
| SQL_API_GETDATA         = TRUE
| SQL_API_GETDESCFIELD    = TRUE
| SQL_API_GETDESCFIELDW  = TRUE
| SQL_API_GETDESCREC      = TRUE
| SQL_API_GETDESCRECW    = TRUE
| SQL_API_GETDIAGFIELD    = TRUE
| SQL_API_GETDIAGFIELDW  = TRUE
| SQL_API_GETDIAGREC      = TRUE
| SQL_API_GETDIAGRECW    = TRUE
| SQL_API_GETENVATTR      = TRUE
| SQL_API_GETFUNCTIONS    = TRUE
| SQL_API_GETINFO         = TRUE
| SQL_API_GETINFOW        = TRUE
| SQL_API_GETLENGTH       = TRUE
| SQL_API_GETPOSITION     = TRUE
| SQL_API_GETPOSITIONW    = TRUE
| SQL_API_GETSTMTATTR     = TRUE
| SQL_API_GETSTMTATTRW   = TRUE
| SQL_API_GETSTMTOPTION   = TRUE
| SQL_API_GETSTMTOPTIONW = TRUE
| SQL_API_GETSUBSTRING    = TRUE
| SQL_API_GETSUBSTRINGW  = TRUE
| SQL_API_GETTYPEINFO     = TRUE
| SQL_API_GETTYPEINFOW   = TRUE
| SQL_API_LANGUAGES       = TRUE
| SQL_API_MORERESULTS    = TRUE
| SQL_API_NATIVESQL       = TRUE
| SQL_API_NATIVESQLW     = TRUE
| SQL_API_NUMPARAMS       = TRUE
| SQL_API_NUMRESULTCOLS   = TRUE
| SQL_API_PARAMDATA       = TRUE
| SQL_API_PARAMOPTIONS    = TRUE
| SQL_API_PREPARE         = TRUE
| SQL_API_PREPAREW        = TRUE
| SQL_API_PRIMARYKEYS     = TRUE
| SQL_API_PRIMARYKEYSW    = TRUE
| SQL_API_PROCEDURECOLUMNS = TRUE
| SQL_API_PROCEDURECOLUMNSW = TRUE
| SQL_API_PROCEDURES      = TRUE
| SQL_API_PROCEDURESW    = TRUE
| SQL_API_PUTDATA         = TRUE
| SQL_API_RELEASEENV      = TRUE
| SQL_API_ROWCOUNT       = TRUE
| SQL_API_SETCONNECTATTR  = TRUE
| SQL_API_SETCONNECTATTRW = TRUE
| SQL_API_SETCONNECTOPTION = TRUE
| SQL_API_SETCONNECTOPTIONW = TRUE
| SQL_API_SETCURSORNAME   = TRUE
| SQL_API_SETCURSORNAMEW = TRUE
| SQL_API_SETDESCFIELD    = TRUE

```

SQLGetFunctions

```
| SQL_API_SETDESCFIELDW = TRUE
| SQL_API_SETDESCREC   = TRUE
| SQL_API_SETENVATTR   = TRUE
| SQL_API_SETPARAM     = TRUE
| SQL_API_SETSTMTATTR  = TRUE
| SQL_API_SETSTMTATTRW = TRUE
| SQL_API_SETSTMTOPTION = TRUE
| SQL_API_SETSTMTOPTIONW = TRUE
| SQL_API_SPECIALCOLUMNS = TRUE
| SQL_API_SPECIALCOLUMNSW = TRUE
| SQL_API_STATISTICS    = TRUE
| SQL_API_STATISTICSW  = TRUE
| SQL_API_TABLES       = TRUE
| SQL_API_TABLESW     = TRUE
| SQL_API_TRANSACT     = TRUE
```

Return codes

- SQL_SUCCESS
- SQL_ERROR
- SQL_INVALID_HANDLE

Diagnostics

Table 94. SQLGetFunctions SQLSTATES

SQLSTATE	Description	Explanation
40003 *	Statement completion unknown	The communication link between the CLI and the data source fails before the function completes processing.
58004	System error	Unrecoverable system error.
HY001	Memory allocation failure	The driver is unable to allocate memory required to support the processing or completion of the function.
HY009	Argument value that is not valid.	The argument <i>pfSupported</i> is a null pointer.
HY010	Function sequence error. Connection handles must not be allocated yet.	SQLGetFunctions is called before SQLConnect.
HY013 *	Memory management problem	The driver is unable to access memory required to support the processing or completion of the function.

SQLGetInfo - Get general information

SQLGetInfo() returns general information (including supported data conversions) about the Database Management System (DBMS) that the application is currently connected to.

Unicode (UTF-16) equivalent: This function can also be used with the Unicode (UTF-16) character set. The corresponding Unicode function is SQLGetInfoW(). Refer to “Unicode in DB2 CLI” on page 299 for more information about Unicode support for DB2 CLI.

Syntax

```
SQLRETURN SQLGetInfo (SQLHDBC          hdbc,
                    SQLSMALLINT      fInfoType,
                    SQLPOINTER        rgbInfoValue,
                    SQLSMALLINT      cbInfoValueMax,
                    SQLSMALLINT      *pcbInfoValue);
```

Function arguments

Table 95. SQLGetInfo arguments

Data type	Argument	Use	Description
SQLHDBC	<i>hdbc</i>	Input	Database connection handle.
SQLSMALLINT	<i>fInfoType</i>	Input	Type of the required information.
SQLPOINTER	<i>rgbInfoValue</i>	Output (also input)	Pointer to buffer where this function stores the required information. Depending on the type of information being retrieved, four types of information can be returned: <ul style="list-style-type: none"> • 16-bit integer value • 32-bit integer value • 32-bit binary value • Null-terminated character string
SQLSMALLINT	<i>cbInfoValueMax</i>	Input	The maximum length of the buffer pointed by <i>rgbInfoValue</i> pointer.
SQLSMALLINT *	<i>pcbInfoValue</i>	Output	Pointer to location where this function returns the total number of bytes available to return the required information. If the value in the location pointed to by <i>pcbInfoValue</i> is greater than the size of the <i>rgbInfoValue</i> buffer as specified in <i>cbInfoValueMax</i> , then the string output information is truncated to <i>cbInfoValueMax</i> - 1 bytes and the function returns with SQL_SUCCESS_WITH_INFO.

Usage

Table 96 on page 152 lists the possible values of *fInfoType* and a description of the information that SQLGetInfo() returns for that value.

SQLGetInfo

Table 96. Information returned by SQLGetInfo

<i>fInfoType</i>	Format	Description and notes
SQL_ACTIVE_CONNECTIONS	Short int	The maximum number of active connections supported per application. Zero is returned, indicating that the limit is dependent on system resources.
SQL_ACTIVE_STATEMENTS	Short int	The maximum number of active statements per connection. Zero is returned, indicating that the limit is dependent on system resources.
SQL_AGGREGATE_FUNCTIONS	32-bit mask	A bit mask enumerating support for aggregation functions: <ul style="list-style-type: none">• SQL_AF_ALL• SQL_AF_AVG• SQL_AF_COUNT• SQL_AF_DISTINCT• SQL_AF_MAX• SQL_AF_MIN• SQL_AF_SUM
SQL_CATALOG_NAME	String	A character string of Y indicates that the data source supports catalog names. N indicates that catalog names are not supported.
SQL_COLUMN_ALIAS	String	Whether the connection supports column aliases. The value Y is returned if the connection supports the concept of a column alias.
SQL_CONNECTION_JOB_NAME	String	When in server mode, this is a character string that contains the complete job name associated with the connection. When not in server mode, a function sequence error is returned.

Table 96. Information returned by SQLGetInfo (continued)

<i>fInfoType</i>	Format	Description and notes
SQL_CONVERT_BIGINT SQL_CONVERT_BINARY SQL_CONVERT_BLOB SQL_CONVERT_CHAR SQL_CONVERT_CLOB SQL_CONVERT_DATE SQL_CONVERT_DBCLOB SQL_CONVERT_DECIMAL SQL_CONVERT_DOUBLE SQL_CONVERT_FLOAT SQL_CONVERT_INTEGER SQL_CONVERT_LONGVARBINARY SQL_CONVERT_LONGVARCHAR SQL_CONVERT_NUMERIC SQL_CONVERT_REAL SQL_CONVERT_SMALLINT SQL_CONVERT_TIME SQL_CONVERT_TIMESTAMP SQL_CONVERT_VARBINARY SQL_CONVERT_VARCHAR SQL_CONVERT_WCHAR SQL_CONVERT_WLONGVARCHAR SQL_CONVERT_WVARCHAR	32-bit mask	<p>This indicates the conversions supported by the data source with the CONVERT scalar function for data of the type named in the infoType. If the bit mask equals zero, the data source does not support any conversions for the data of the named type, including conversions to the same data type.</p> <p>For example, to find out if a data source supports the conversion of SQL_INTEGER data to the SQL_DECIMAL data type, an application calls SQLGetInfo() with fInfoType of SQL_CONVERT_INTEGER. The application then ANDs the returned bit mask with SQL_CVT_DECIMAL. If the resulting value is nonzero, then the conversion is supported. The following bit masks are used to determine which conversions are supported:</p> <ul style="list-style-type: none"> • SQL_CONVERT_BLOB • SQL_CONVERT_CLOB • SQL_CONVERT_DBCLOB • SQL_CONVERT_SMALLINT • SQL_CONVERT_TIME • SQL_CONVERT_TIMESTAMP • SQL_CONVERT_VARBINARY • SQL_CONVERT_VARCHAR • SQL_CONVERT_WCHAR • SQL_CONVERT_WLONGVARCHAR • SQL_CONVERT_WVARCHAR • SQL_CVT_BIGINT • SQL_CVT_BINARY • SQL_CVT_CHAR • SQL_CVT_DATE • SQL_CVT_DECIMAL • SQL_CVT_DOUBLE • SQL_CVT_FLOAT • SQL_CVT_INTEGER • SQL_CVT_LONGVARBINARY • SQL_CVT_LONGVARCHAR • SQL_CVT_NUMERIC • SQL_CVT_REAL
SQL_CONVERT_FUNCTIONS	32 bit mask	<p>This indicates the scalar conversion functions supported by the driver and associated data source:</p> <ul style="list-style-type: none"> • SQL_FN_CVT_CONVERT is used to determine which conversion functions are supported. • SQL_FN_CVT_CAST is used to determine which cast functions are supported.

SQLGetInfo

Table 96. Information returned by SQLGetInfo (continued)

<i>fInfoType</i>	Format	Description and notes
SQL_CORRELATION_NAME	Short int	This indicates the degree of correlation name support by the system: <ul style="list-style-type: none"> • SQL_CN_ANY – Correlation name is supported and can be any valid user-defined name. • SQL_CN_NONE – Correlation name is not supported. • SQL_CN_DIFFERENT – Correlation name is supported but it must be different from the name of the table that it represents.
SQL_CURSOR_COMMIT_BEHAVIOR	16-bit integer	This indicates how a COMMIT operation affects cursors: <ul style="list-style-type: none"> • SQL_CB_DELETE destroys cursors and drops access plans for dynamic SQL statements. • SQL_CB_CLOSE destroys cursors, but retains access plans for dynamic SQL statements (including nonquery statements). • SQL_CB_PRESERVE retains cursors and access plans for dynamic statements (including nonquery statements). Applications can continue to fetch data, or close the cursor and reprocess the query without preparing the statement again. <p>Note: After the COMMIT operation, a FETCH must be issued to reposition the cursor before actions such as positioned updates or deletes can be taken.</p>
SQL_CURSOR_ROLLBACK_BEHAVIOR	16-bit integer	This indicates how a ROLLBACK operation affects cursors: <ul style="list-style-type: none"> • SQL_CB_DELETE destroys cursors and drops access plans for dynamic SQL statements. • SQL_CB_CLOSE destroys cursors, but retains access plans for dynamic SQL statements (including nonquery statements) • SQL_CB_PRESERVE retains cursors and access plans for dynamic statements (including nonquery statements). Applications can continue to fetch data, or close the cursor and run the query again without preparing the statement again. <p>Note: DB2 servers do not have the SQL_CB_PRESERVE property.</p>
SQL_DATA_SOURCE_NAME	String	Name of the connected data source for the connection handle.
SQL_DATA_SOURCE_READ_ONLY	String	A character string of Y indicates that the database is set to READ ONLY mode; an N indicates that it is not set to READ ONLY mode.
SQL_DATABASE_NAME	String	Name of the current database in use. This string is the same as that returned by the SELECT CURRENT SERVER SQL statement.

Table 96. Information returned by SQLGetInfo (continued)

<i>fInfoType</i>	Format	Description and notes
SQL_DBMS_NAME	String	Name of the Database Management System (DBMS) product being accessed. For example: <ul style="list-style-type: none"> • QSQ for DB2 for i5/OS • SQL for DB2 for Linux, UNIX, and Windows • DSN for DB2 for z/OS®
SQL_DBMS_VER	String	Version of the DBMS product accessed.
SQL_DEFAULT_TXN_ISOLATION	32-bit mask	The default transaction-isolation level supported. One of the following masks are returned: <ul style="list-style-type: none"> • SQL_TXN_READ_UNCOMMITTED – Changes are immediately perceived by all transactions (dirty read, non-repeatable read, and phantoms are possible). This is equivalent to UR level. • SQL_TXN_READ_COMMITTED – Row read by transaction 1 can be altered and committed by transaction 2 (non-repeatable read and phantoms are possible). This is equivalent to CS level. • SQL_TXN_REPEATABLE_READ – A transaction can add or remove rows matching the search condition or a pending transaction (repeatable read, but phantoms are possible). This is equivalent to RS level. • SQL_TXN_SERIALIZABLE – Data affected by pending transaction is not available to other transactions (repeatable read, phantoms are not possible). This is equivalent to RR level. • SQL_TXN_VERSIONING – Not applicable to IBM DBMSs. • SQL_TXN_NOCOMMIT – Any changes are effectively committed at the end of a successful operation; no explicit commit or rollback operation is allowed. This is a DB2 isolation level. <p>In IBM terminology,</p> <ul style="list-style-type: none"> • SQL_TXN_READ_UNCOMMITTED is uncommitted read. • SQL_TXN_READ_COMMITTED is cursor stability. • SQL_TXN_REPEATABLE_READ is read stability. • SQL_TXN_SERIALIZABLE is repeatable read.
SQL_DESCRIBE_PARAMETER	String	Y if parameters can be described; N if not.
SQL_DRIVER_NAME	String	File name of the driver used to access the data source.

SQLGetInfo

Table 96. Information returned by SQLGetInfo (continued)

<i>fInfoType</i>	Format	Description and notes
SQL_DRIVER_ODBC_VER	String	The version number of ODBC that the driver supports. DB2 ODBC returns 2.1.
SQL_GROUP_BY	16-bit integer	This indicates the degree of support for the GROUP BY clause by the data source: <ul style="list-style-type: none"> • SQL_GB_NO_RELATION means there is no relationship between the columns in the GROUP BY and in the SELECT list. • SQL_GB_NOT_SUPPORTED – GROUP BY is not supported. • SQL_GB_GROUP_BY_EQUALS_SELECT – GROUP BY must include all nonaggregated columns in the select list. • SQL_GB_GROUP_BY_CONTAINS_SELECT – GROUP BY clause must contain all nonaggregated columns in the SELECT list.
SQL_IDENTIFIER_CASE	16-bit integer	This indicates case sensitivity of object names (such as table-name). <ul style="list-style-type: none"> • SQL_IC_UPPER – Identifier names are stored in uppercase in the system catalog. • SQL_IC_LOWER – Identifier names are stored in lowercase in the system catalog. • SQL_IC_SENSITIVE – Identifier names are case sensitive, and are stored in mixed case in the system catalog. • SQL_IC_MIXED – Identifier names are not case sensitive, and are stored in mixed case in the system catalog. <p>Note: Identifier names in IBM DBMSs are not case sensitive.</p>
SQL_IDENTIFIER_QUOTE_CHAR	String	Character used as the delimiter of a quoted string.
SQL_KEYWORDS	String	A character string containing a comma-separated list of all data source-specific keywords. This is a list of all reserved keywords. Interoperable applications should not use these keywords in object names. This list does not contain keywords specific to ODBC or keywords used by both the data source and ODBC.
SQL_LIKE_ESCAPE_CLAUSE	String	A character string that indicates whether an escape character is supported for the metacharacters percent and underscore in a LIKE predicate.
SQL_MAX_CATALOG_NAME_LEN	16-bit integer	The maximum length of a catalog qualifier name; first part of a three-part table name (in bytes).
SQL_MAX_COLUMN_NAME_LEN	Short int	The maximum length of a column name.
SQL_MAX_COLUMNS_IN_GROUP_BY	Short int	The maximum number of columns in a GROUP BY clause.
SQL_MAX_COLUMNS_IN_INDEX	Short int	The maximum number of columns in an SQL index.
SQL_MAX_COLUMNS_IN_ORDER_BY	Short int	Maximum number of columns in an ORDER BY clause.

Table 96. Information returned by SQLGetInfo (continued)

<i>fInfoType</i>	Format	Description and notes
SQL_MAX_COLUMNS_IN_SELECT	Short int	The maximum number of columns in a SELECT statement.
SQL_MAX_COLUMNS_IN_TABLE	Short int	The maximum number of columns in an SQL table.
SQL_MAX_CURSOR_NAME_LEN	Short int	The maximum length of a cursor name.
SQL_MAX_OWNER_NAME_LEN	Short int	The maximum length of an owner name.
SQL_MAX_ROW_SIZE	32-bit unsigned integer	The maximum length in bytes that the data source supports in a single row of a base table. It is zero if there is no limit.
SQL_MAX_SCHEMA_NAME_LEN	Int	The maximum length of a schema name.
SQL_MAX_STATEMENT_LEN	32-bit unsigned integer	This indicates the maximum length of an SQL statement string in bytes, including the number of white spaces in the statement.
SQL_MAX_TABLE_NAME	Short int	The maximum length of a table name.
SQL_MAX_TABLES_IN_SELECT	Short int	The maximum number of tables in a SELECT statement.
SQL_MULTIPLE_ACTIVE_TXN	String	The character string Y indicates that active transactions on multiple connections are allowed. N indicates that only one connection at a time can have an active transaction.
SQL_NON_NULLABLE_COLUMNS	16-bit integer	This indicates whether non-nullable columns are supported: <ul style="list-style-type: none"> • SQL_NNC_NON_NULL – columns can be defined as NOT NULL. • SQL_NNC_NULL – columns cannot be defined as NOT NULL.

SQLGetInfo

Table 96. Information returned by SQLGetInfo (continued)

<i>fInfoType</i>	Format	Description and notes
SQL_NUMERIC_FUNCTIONS	32-bit mask	<p>The scalar numeric functions supported.</p> <p>The following bit masks are used to determine which numeric functions are supported:</p> <ul style="list-style-type: none"> • SQL_FN_NUM_ABS • SQL_FN_NUM_ACOS • SQL_FN_NUM_ASIN • SQL_FN_NUM_ATAN • SQL_FN_NUM_ATAN2 • SQL_FN_NUM_CEILING • SQL_FN_NUM_COS • SQL_FN_NUM_COT • SQL_FN_NUM_DEGREES • SQL_FN_NUM_EXP • SQL_FN_NUM_FLOOR • SQL_FN_NUM_LOG • SQL_FN_NUM_LOG10 • SQL_FN_NUM_MOD • SQL_FN_NUM_PI • SQL_FN_NUM_POWER • SQL_FN_NUM_RADIANS • SQL_FN_NUM_RAND • SQL_FN_NUM_ROUND • SQL_FN_NUM_SIGN • SQL_FN_NUM_SIN • SQL_FN_NUM_SQRT • SQL_FN_NUM_TAN • SQL_FN_NUM_TRUNCATE
SQL_ODBC_API_CONFORMANCE	16-bit integer	<p>The level of ODBC conformance:</p> <ul style="list-style-type: none"> • SQL_OAC_NONE • SQL_OAC_LEVEL1 • SQL_OAC_LEVEL2
SQL_ODBC_SQL_CONFORMANCE	16-bit integer	<p>A value of:</p> <ul style="list-style-type: none"> • SQL_OSC_MINIMUM means minimum ODBC SQL grammar supported • SQL_OSC_CORE means core ODBC SQL grammar supported • SQL_OSC_EXTENDED means extended ODBC SQL grammar supported <p>For the definition of the previous types of ODBC SQL grammar, see Microsoft ODBC 3.0 Software Development Kit and Programmer's Reference.</p>
SQL_ORDER_BY_COLUMNS_IN_SELECT	String	Set to Y if columns in the ORDER BY clauses must be in the select list; otherwise set to N.
SQL_OUTER_JOINS	String	<p>The character string:</p> <ul style="list-style-type: none"> • Y indicates that outer joins are supported, and DB2 ODBC supports the ODBC outer join request syntax. • N indicated that outer joins are not supported.
SQL_OWNER_TERM or SQL_SCHEMA_TERM	String	The database vendor terminology for a schema (owner).

Table 96. Information returned by SQLGetInfo (continued)

<i>fInfoType</i>	Format	Description and notes
SQL_OWNER_USAGE or SQL_SCHEMA_USAGE	32-bit mask	This indicates the type of SQL statements that have schema (owners) associated with them when these statements are processed. Schema qualifiers (owners) are as follows: <ul style="list-style-type: none"> • SQL_OU_DML_STATEMENTS is supported in all DML statements. • SQL_OU_PROCEDURE_INVOCATION is supported in the procedure invocation statement. • SQL_OU_TABLE_DEFINITION is supported in all table definition statements. • SQL_OU_INDEX_DEFINITION is supported in all index definition statements. • SQL_OU_PRIVILEGE_DEFINITION is supported in all privilege definition statements (that is, grant and revoke statements).
SQL_POSITIONED_STATEMENTS	32-bit mask	This indicates the degree of support for positioned UPDATE and positioned DELETE statements: <ul style="list-style-type: none"> • SQL_PS_POSITIONED_DELETE • SQL_PS_POSITIONED_UPDATE • SQL_PS_SELECT_FOR_UPDATE SQL_PS_SELECT_FOR_UPDATE indicates whether the data source requires the FOR UPDATE clause to be specified on a <query expression> for a column to be updated with the cursor.
SQL_PROCEDURE_TERM	String	Data source name for a procedure.
SQL_PROCEDURES	String	Whether the current server supports SQL procedures. The value Y is returned if the connection supports SQL procedures.
SQL_QUALIFIER_LOCATION or SQL_CATALOG_LOCATION	16-bit integer	A 16-bit integer value indicated the position of the qualifier in a qualified table name. Zero indicates that qualified names are not supported.
SQL_QUALIFIER_NAME_SEPARATOR or SQL_CATALOG_NAME_SEPARATOR	String	The characters used as a separator between a catalog name and the qualified name element that follows it.
SQL_QUALIFIER_TERM or SQL_CATALOG_TERM	String	The database vendor terminology for a qualifier. This is the name that the vendor uses for the high-order part of a 3-part name. Because DB2 ODBC does not support 3-part names, a zero-length string is returned. For non-ODBC applications, the SQL_CATALOG_TERM symbolic name should be used instead of SQL_QUALIFIER_NAME.
SQL_QUALIFIER_USAGE or SQL_CATALOG_USAGE	32-bit mask	This is similar to SQL_OWNER_USAGE except that this is used for catalog.

SQLGetInfo

Table 96. Information returned by SQLGetInfo (continued)

<i>fInfoType</i>	Format	Description and notes
SQL_QUOTED_IDENTIFIER_CASE	16-bit integer	<ul style="list-style-type: none"> • SQL_IC_UPPER – Quoted identifiers in SQL are case insensitive and stored in uppercase in the system catalog. • SQL_IC_LOWER – Quoted identifiers in SQL are case insensitive and are stored in lowercase in the system catalog. • SQL_IC_SENSITIVE – Quoted identifiers (delimited identifiers) in SQL are case sensitive and are stored in mixed case in the system catalog. • SQL_IC_MIXED – Quoted identifiers in SQL are case insensitive and are stored in mixed case in the system catalog. <p>This should be contrasted with the SQL_IDENTIFIER_CASE <i>fInfoType</i>, which is used to determine how (unquoted) identifiers are stored in the system catalog.</p>
SQL_SEARCH_PATTERN_ESCAPE	String	Used to specify what the driver supports as an escape character for catalog functions, such as SQLTables() and SQLColumns().
SQL_SQL92_PREDICATES	32-bit mask	<p>This indicates the predicates supported in a SELECT statement that SQL-92 defines.</p> <ul style="list-style-type: none"> • SQL_SP_BETWEEN • SQL_SP_COMPARISON • SQL_SP_EXISTS • SQL_SP_IN • SQL_SP_ISNOTNULL • SQL_SP_ISNULL • SQL_SP_LIKE • SQL_SP_MATCH_FULL • SQL_SP_MATCH_PARTIAL • SQL_SP_MATCH_UNIQUE_FULL • SQL_SP_MATCH_UNIQUE_PARTIAL • SQL_SP_OVERLAPS • SQL_SP_QUANTIFIED_COMPARISON • SQL_SP_UNIQUE
SQL_SQL92_VALUE_EXPRESSIONS	32-bit mask	<p>This indicates the value expressions supported that SQL-92 defines.</p> <ul style="list-style-type: none"> • SQL_SVE_CASE • SQL_SVE_CAST • SQL_SVE_COALESCE • SQL_SVE_NULLIF

Table 96. Information returned by SQLGetInfo (continued)

<i>fInfoType</i>	Format	Description and notes
SQL_STRING_FUNCTIONS	32-bit bit mask	<p>This indicates which string functions are supported.</p> <p>The following bit masks are used to determine which string functions are supported:</p> <ul style="list-style-type: none"> • SQL_FN_STR_ASCII • SQL_FN_STR_CHAR • SQL_FN_STR_CONCAT • SQL_FN_STR_DIFFERENCE • SQL_FN_STR_INSERT • SQL_FN_STR_LCASE • SQL_FN_STR_LEFT • SQL_FN_STR_LENGTH • SQL_FN_STR_LOCATE • SQL_FN_STR_LOCATE_2 • SQL_FN_STR_LTRIM • SQL_FN_STR_REPEAT • SQL_FN_STR_REPLACE • SQL_FN_STR_RIGHT • SQL_FN_STR_RTRIM • SQL_FN_STR_SOUNDEX • SQL_FN_STR_SPACE • SQL_FN_STR_SUBSTRING • SQL_FN_STR_UCASE <p>If an application can call the LOCATE scalar function with the string1, string2, and start arguments, the SQL_FN_STR_LOCATE bit mask is returned. If an application can only call the LOCATE scalar function with the string1 and string2, the SQL_FN_STR_LOCATE_2 bit mask is returned. If the LOCATE scalar function is fully supported, both bit masks are returned.</p>
SQL_TIMEDATE_FUNCTIONS	32-bit mask	<p>This indicates which time and date functions are supported.</p> <p>The following bit masks are used to determine which date functions are supported:</p> <ul style="list-style-type: none"> • SQL_FN_TD_CURDATE • SQL_FN_TD_CURTIME • SQL_FN_TD_DAYNAME • SQL_FN_TD_DAYOFMONTH • SQL_FN_TD_DAYOFWEEK • SQL_FN_TD_DAYOFYEAR • SQL_FN_TD_HOUR • SQL_FN_TD_JULIAN_DAY • SQL_FN_TD_MINUTE • SQL_FN_TD_MONTH • SQL_FN_TD_MONTHNAME • SQL_FN_TD_NOW • SQL_FN_TD_QUARTER • SQL_FN_TD_SECOND • SQL_FN_TD_SECONDS_SINCE_MIDNIGHT • SQL_FN_TD_TIMESTAMPADD • SQL_FN_TD_TIMESTAMPDIFF • SQL_FN_TD_WEEK • SQL_FN_TD_YEAR

SQLGetInfo

Table 96. Information returned by SQLGetInfo (continued)

<i>fInfoType</i>	Format	Description and notes
SQL_TXN_CAPABLE	Short int	This indicates whether transactions can contain DDL or DML or both: <ul style="list-style-type: none"> • SQL_TC_NONE – Transactions are not supported. • SQL_TC_DML – Transactions can only contain DML statements (SELECT, INSERT, UPDATE, DELETE, and so on). DDL statements (CREATE TABLE, DROP INDEX, and so on) encountered in a transaction cause an error. • SQL_TC_DDL_COMMIT – Transactions can only contain DML statements. DDL statements encountered in a transaction cause the transaction to be committed. • SQL_TC_DDL_IGNORE – Transactions can only contain DML statements. DDL statements encountered in a transaction are ignored. • SQL_TC_ALL – Transactions can contain DDL and DML statements in any order.
SQL_USER_NAME	String	User name used in a particular database.

Return codes

- SQL_SUCCESS
- SQL_SUCCESS_WITH_INFO
- SQL_ERROR
- SQL_INVALID_HANDLE

Diagnostics

Table 97. SQLGetInfo SQLSTATEs

SQLSTATE	Description	Explanation
01004	Data truncated	The requested information is returned as a null-terminated string and its length exceeded the length of the application buffer as specified in <i>cbInfoValueMax</i> . The argument <i>pcbInfoValue</i> contains the actual (not truncated) length of the requested information.
08003	Connection not open	The type of information requested in <i>fInfoType</i> requires an open connection. Only SQL_ODBC_VER does not require an open connection.
40003 *	Statement completion unknown	The communication link between the CLI and the data source fails before the function completes processing.
58004	System error	Unrecoverable system error.
HY001	Memory allocation failure	The driver is unable to allocate memory required to support the processing or completion of the function.
HY009	Argument value that is not valid	The argument <i>rgbInfoValue</i> is a null pointer An <i>fInfoType</i> that is not valid is specified.
HY013 *	Memory management problem	The driver is unable to access memory required to support the processing or completion of the function.

SQLGetLength - Retrieve length of a string value

SQLGetLength() is used to retrieve the length of a large object value referenced by a large object locator. The large object locator has been returned from the data source (as a result of a fetch or an SQLGetSubString() call) during the current transaction.

Syntax

```
SQLRETURN SQLGetLength (SQLHSTMT StatementHandle,
                        SQLSMALLINT LocatorCType,
                        SQLINTEGER Locator,
                        SQLINTEGER *StringLength,
                        SQLINTEGER *IndicatorValue);
```

Function arguments

Table 98. SQLGetLength arguments

Data type	Argument	Use	Description
SQLHSTMT	<i>StatementHandle</i>	Input	Statement handle. This can be any statement handle which has been allocated but which does not currently have a prepared statement assigned to it.
SQLSMALLINT	<i>LocatorCType</i>	Input	The C type of the source LOB locator. <ul style="list-style-type: none"> • SQL_C_BLOB_LOCATOR • SQL_C_CLOB_LOCATOR • SQL_C_DBCLOB_LOCATOR
SQLINTEGER	<i>Locator</i>	Input	Must be set to the LOB locator value.
SQLINTEGER *	<i>StringLength</i>	Output	The length of the specified locator. ¹ If the pointer is set to NULL then the SQLSTATE HY009 is returned.
SQLINTEGER *	<i>IndicatorValue</i>	Output	Always set to zero.

1. This is in bytes even for DBCLOB data.

Usage

SQLGetLength() can be used to determine the length of the data value represented by a LOB locator. It is used by applications to determine the overall length of the referenced LOB value so that the appropriate strategy to obtain some or all of the LOB value can be chosen.

The Locator argument can contain any valid LOB locator which has not been explicitly freed using a FREE LOCATOR statement nor implicitly freed because the transaction during which it is created has terminated.

The statement handle must not have been associated with any prepared statements or catalog function calls.

| DB2 for i5/OS restricts the use of LOB locators when running with no isolation level.

Return codes

- SQL_SUCCESS
- SQL_SUCCESS_WITH_INFO
- SQL_ERROR
- SQL_INVALID_HANDLE

SQLGetLength

Error conditions

Table 99. SQLGetLength SQLSTATES

SQLSTATE	Description	Explanation
07006	Conversion that is not valid	The combination of the argument <i>LocatorCType</i> and <i>Locator</i> is not valid.
0F001	LOB variable that is not valid	The value specified for the argument <i>Locator</i> has not been associated with a LOB locator.
58004	Unexpected system failure	Unrecoverable system error.
HY003	Program type out of range	The argument <i>LocatorCType</i> is not one of SQL_C_CLOB_LOCATOR, SQL_C_BLOB_LOCATOR, or SQL_C_DBCLOB_LOCATOR.
HY009	Argument value that is not valid	The argument <i>StringLength</i> or <i>IndicatorValue</i> is a null pointer.
HY010	Function sequence error	The specified argument <i>StatementHandle</i> is not in an <i>allocated</i> state.
HY021	Internal descriptor that is not valid	The internal descriptor cannot be addressed or allocated, or it contains a value that is not valid.
HYC00	Driver not capable	The application is currently connected to a data source that does not support large objects.

Restrictions

This function is not available when connected to a DB2 server that does not support Large Objects.

References

- “SQLBindCol - Bind a column to an application variable” on page 34
- “SQLFetch - Fetch next row” on page 104
- “SQLGetPosition - Return starting position of string” on page 165
- “SQLGetSubString - Retrieve portion of a string value” on page 172

SQLGetPosition - Return starting position of string

SQLGetPosition() is used to return the starting position of one string within a LOB value (the source). The source value must be a LOB locator; the search string can be a LOB locator or a literal string.

The source and search LOB locators can be any that have been returned from the database from a fetch or an SQLGetSubString() call during the current transaction.

Unicode (UTF-16) equivalent: This function can also be used with the Unicode (UTF-16) character set. The corresponding Unicode function is SQLGetPositionW(). Refer to “Unicode in DB2 CLI” on page 299 for more information about Unicode support for DB2 CLI.

Syntax

```
SQLRETURN SQLGetPosition (SQLHSTMT StatementHandle,
                          SQLSMALLINT LocatorCType,
                          SQLINTEGER SourceLocator,
                          SQLINTEGER SearchLocator,
                          SQLCHAR *SearchLiteral,
                          SQLINTEGER SearchLiteralLength,
                          SQLINTEGER FromPosition,
                          SQLINTEGER *LocatedAt,
                          SQLINTEGER *IndicatorValue);
```

Function arguments

Table 100. SQLGetPosition arguments

Data type	Argument	Use	Description
SQLHSTMT	<i>StatementHandle</i>	Input	Statement handle. This can be any statement handle which has been allocated but which does not currently have a prepared statement assigned to it.
SQLSMALLINT	<i>LocatorCType</i>	Input	The C type of the source LOB locator. This can be: <ul style="list-style-type: none"> SQL_C_BLOB_LOCATOR SQL_C_CLOB_LOCATOR SQL_C_DBCLOB_LOCATOR
SQLINTEGER	<i>SourceLocator</i>	Input	<i>SourceLocator</i> must be set to the source LOB locator.
SQLINTEGER	<i>SearchLocator</i>	Input	If the <i>SearchLiteral</i> pointer is NULL and if <i>SearchLiteralLength</i> is set to 0, then <i>SearchLocator</i> must be set to the LOB locator associated with the search string; otherwise, this argument is ignored. The lob locator type for the SearchLocator must be the same as the locator type used by the SourceLocator. This locator type is set for argument LocatorCType.
SQLCHAR *	<i>SearchLiteral</i>	Input	This argument points to the area of storage that contains the search string literal. <p>If <i>SearchLiteralLength</i> is 0, this pointer must be NULL. If the <i>LocatorCType</i> is set to SQL_C_DBCLOB_LOCATOR, and the call to SQLGetPositionW was made, then the string literal is assumed to be double byte data. If a call to the non Wide API was made, then this string literal is assumed to be single byte data</p>

SQLGetPosition

Table 100. SQLGetPosition arguments (continued)

Data type	Argument	Use	Description
SQLINTEGER	<i>SearchLiteralLength</i>	Input	The length of the string in <i>SearchLiteral</i> (in bytes). ¹ If this argument value is 0, then the argument <i>SearchLocator</i> is meaningful.
SQLINTEGER	<i>FromPosition</i>	Input	For BLOBs and CLOBs, this is the position of the first byte within the source string at which the search is to start. to be returned by the function. For DBCLOBs, this is the first character. The start byte or character is numbered 1.
SQLINTEGER *	<i>LocatedAt</i>	Output	For BLOBs and CLOBs, this is the byte position at which the string is located or, if not located, the value zero. For DBCLOBs, this is the character position. If the length of the source string is zero, the value 1 is returned.
SQLINTEGER *	<i>IndicatorValue</i>	Output	Always set to zero.

1. This is in double byte characters for a call to the SQLGetPositionW API, but in bytes for a call to the SQLGetPosition API for DBCLOB data.

Usage

SQLGetPosition() is used in conjunction with SQLGetSubString() in order to obtain any portion of a string in a random manner. In order to use SQLGetSubString(), the location of the substring within the overall string must be known in advance. In situations where the start of that substring can be found by a search string, SQLGetPosition() can be used to obtain the starting position of that substring.

The *Locator* and *SearchLocator* (if used) arguments can contain any valid LOB locator which has not been explicitly freed using a FREE LOCATOR statement or implicitly freed because the transaction during which it is created has terminated.

The *Locator* and *SearchLocator* must have the same LOB locator type.

The statement handle must not have been associated with any prepared statements or catalog function calls.

- If a remote connection has been made, the CCSID of the CLOB data (*SourceLocator*) must be compatible with the CCSID of the job executing the SQLGetSubString API, otherwise translation problems will occur.

Return codes

- SQL_SUCCESS
- SQL_SUCCESS_WITH_INFO
- SQL_ERROR
- SQL_INVALID_HANDLE

Error conditions

Table 101. SQLGetPosition SQLSTATES

SQLSTATE	Description	Explanation
07006	Conversion that is not valid	The combination of the <i>LocatorCType</i> argument and either of the LOB locator values is not valid.

Table 101. SQLGetPosition SQLSTATEs (continued)

SQLSTATE	Description	Explanation
0F001	LOB variable that is not valid	The value specified for argument <i>Locator</i> or <i>SearchLocator</i> is not currently a LOB locator.
22522	CCSID not valid.	The specified <i>LocatorCType</i> argument does not match the actual LOB type of the input locator.
42818	Length that is not valid	The length of the pattern is too long.
58004	Unexpected system failure	Unrecoverable system error.
HY009	Argument value that is not valid	The argument <i>LocatedAt</i> or <i>IndicatorValue</i> is a null pointer. The argument value for <i>FromPosition</i> is not greater than 0. <i>LocatorCType</i> is not one of SQL_C_CLOB_LOCATOR, SQL_C_BLOB_LOCATOR, or SQL_C_DBCLOB_LOCATOR.
HY010	Function sequence error	The specified <i>StatementHandle</i> argument is not in an <i>allocated</i> state.
HY021	Internal descriptor that is not valid	The internal descriptor cannot be addressed or allocated, or it contains a value that is not valid.
HY090	String or buffer length that is not valid	The value of <i>SearchLiteralLength</i> is less than 1, and not SQL_NTS.
HYC00	Driver not capable	The application is currently connected to a data source that does not support large objects.

Restrictions

This function is not available when connected to a DB2 server that does not support Large Objects.

References

- “SQLBindCol - Bind a column to an application variable” on page 34
- “SQLExtendedFetch - Fetch array of rows” on page 102
- “SQLFetch - Fetch next row” on page 104
- “SQLGetLength - Retrieve length of a string value” on page 163
- “SQLGetSubString - Retrieve portion of a string value” on page 172

SQLGetStmtAttr

SQLGetStmtAttr - Get the value of a statement attribute

SQLGetStmtAttr() returns the current settings of the specified statement attribute.

These options are set using the SQLSetStmtAttr() function. This function is similar to SQLGetStmtOption(). Both functions are supported for compatibility reasons.

Unicode (UTF-16) equivalent: This function can also be used with the Unicode (UTF-16) character set. The corresponding Unicode function is SQLGetStmtAttrW(). Refer to “Unicode in DB2 CLI” on page 299 for more information about Unicode support for DB2 CLI.

Syntax

```
SQLRETURN SQLGetStmtAttr( SQLHSTMT      hstmt,
                          SQLINTEGER    fAttr,
                          SQLPOINTER    pvParam,
                          SQLINTEGER    bLen,
                          SQLINTEGER    *sLen);
```

Function arguments

Table 102. SQLGetStmtAttr arguments

Data type	Argument	Use	Description
SQLHSTMT	<i>hstmt</i>	Input	Statement handle.
SQLINTEGER	<i>fAttr</i>	Input	Attribute to retrieve. Refer to Table 103 for more information.
SQLPOINTER	<i>pvParam</i>	Output	Pointer to buffer for requested attribute.
SQLINTEGER	<i>bLen</i>	Input	Maximum number of bytes to store in <i>pvParam</i> , if the attribute is a character string; otherwise, unused.
SQLINTEGER *	<i>sLen</i>	Output	Length of output data if the attribute is a character string; otherwise, unused.

Usage

Table 103. Statement attributes

<i>fAttr</i>	Data type	Contents
SQL_ATTR_APP_PARAM_DESC	Integer	The descriptor handle used by the application to provide parameter values for this statement handle.
SQL_ATTR_APP_ROW_DESC	Integer	The descriptor handle for the application to retrieve row data using the statement handle.
SQL_ATTR_CURSOR_SCROLLABLE	Integer	A 32-bit integer value that specifies if cursors opened for this statement handle should be scrollable. <ul style="list-style-type: none">SQL_FALSE – Cursors are not scrollable, and SQLFetchScroll() cannot be used against them. This is the default.SQL_TRUE – Cursors are scrollable. SQLFetchScroll() can be used to retrieve data from these cursors.
SQL_ATTR_CURSOR_TYPE	Integer	A 32-bit integer value that specifies the behavior of cursors opened for this statement handle. <ul style="list-style-type: none">SQL_CURSOR_FORWARD_ONLY – Cursors are not scrollable, and SQLFetchScroll() cannot be used against them. This is the default.SQL_DYNAMIC – Cursors are scrollable. SQLFetchScroll() can be used to retrieve data from these cursors.
SQL_ATTR_FOR_FETCH_ONLY	Integer	This indicates if cursors opened for this statement handle should be read-only. <ul style="list-style-type: none">SQL_FALSE - Cursors can be used for positioned updates and deletes. This is the default.SQL_TRUE - Cursors are read-only and cannot be used for positioned updates or deletes.
SQL_ATTR_IMP_PARAM_DESC	Integer	The descriptor handle used by the CLI implementation to provide parameter values for this statement handle.
SQL_ATTR_IMP_ROW_DESC	Integer	The descriptor handle used by the CLI implementation to retrieve row data using this statement handle.

Table 103. Statement attributes (continued)

<i>fAttr</i>	Data type	Contents
SQL_ATTR_ROWSET_SIZE	Integer	A 32-bit integer value that specifies the number of rows in the rowset. This is the number of rows returned by each call to <code>SQLExtendedFetch()</code> . The default value is 1.

Return codes

- SQL_SUCCESS
- SQL_SUCCESS_WITH_INFO
- SQL_ERROR
- SQL_INVALID_HANDLE

Diagnostics

Table 104. SQLGetStmtAttr SQLSTATEs

SQLSTATE	Description	Explanation
HY001	Memory allocation failure	The driver is unable to allocate memory required to support the processing or completion of the function.
HY009	Argument value that is not valid	The argument <i>pvParam</i> is a null pointer. An <i>fAttr</i> that is not valid value is specified.
HYC00	Driver not capable	DB2 for i5/OS CLI recognizes the option but does not support it.

SQLGetStmtOption

SQLGetStmtOption - Return current setting of a statement option

SQLGetStmtOption() has been deprecated and replaced with SQLGetStmtAttr(). Although this version of DB2 for i5/OS CLI continues to support SQLGetStmtOption(), it is recommended that you begin using SQLGetStmtAttr() in your DB2 for i5/OS CLI programs so that they conform to the latest standards.

SQLGetStmtOption() returns the current settings of the specified statement option.

These options are set using the SQLSetStmtOption() function.

- | Unicode (UTF-16) equivalent: This function can also be used with the Unicode (UTF-16) character set. The
- | corresponding Unicode function is SQLGetStmtOptionW(). Refer to “Unicode in DB2 CLI” on page 299
- | for more information about Unicode support for DB2 CLI.

Syntax

```
SQLRETURN SQLGetStmtOption( SQLHSTMT      hstmt,  
                             SQLSMALLINT  fOption,  
                             SQLPOINTER   pvParam);
```

Function arguments

Table 105. SQLStmtOption arguments

Data type	Argument	Use	Description
SQLHSTMT	<i>hstmt</i>	Input	Connection handle.
SQLSMALLINT	<i>fOption</i>	Input	Option to retrieve. See Table 103 on page 168 for more information.
SQLPOINTER	<i>pvParam</i>	Output	Value of the option. Depending on the value of <i>fOption</i> this can be a 32-bit integer value, or a pointer to a null terminated character string.

Usage

SQLGetStmtOption() provides the same function as SQLGetStmtAttr(), both functions are supported for compatibility reasons.

See Table 103 on page 168 for a list of statement options.

Return codes

- SQL_SUCCESS
- SQL_SUCCESS_WITH_INFO
- SQL_ERROR
- SQL_INVALID_HANDLE

Diagnostics

Table 106. SQLStmtOption SQLSTATEs

SQLSTATE	Description	Explanation
HY001	Memory allocation failure	The driver is unable to allocate memory required to support the processing or completion of the function.
HY009	Argument value that is not valid	The argument <i>pvParam</i> is a null pointer. A <i>fOption</i> that is not valid value is specified.

Table 106. SQLStmtOption SQLSTATEs (continued)

SQLSTATE	Description	Explanation
HYC00	Driver not capable	DB2 for i5/OS CLI recognizes the option but does not support it.

References

“SQLGetStmtAttr - Get the value of a statement attribute” on page 168

SQLGetSubString

SQLGetSubString - Retrieve portion of a string value

SQLGetSubString() is used to retrieve a portion of a large object value referenced by a large object locator. The large object locator has been returned from the data source (returned by a fetch or a previous SQLGetSubString() call) during the current transaction.

- | Unicode (UTF-16) equivalent: This function can also be used with the Unicode (UTF-16) character set. The
- | corresponding Unicode function is SQLGetSubStringW(). Refer to “Unicode in DB2 CLI” on page 299 for
- | more information about Unicode support for DB2 CLI.

Syntax

```
SQLRETURN SQLGetSubString (
    SQLHSTMT      StatementHandle,
    SQLSMALLINT   LocatorCType,
    SQLINTEGER     SourceLocator,
    SQLINTEGER     FromPosition,
    SQLINTEGER     ForLength,
    SQLSMALLINT   TargetCType,
    SQLPOINTER    DataPtr,
    SQLINTEGER     BufferLength,
    SQLINTEGER     *StringLength,
    SQLINTEGER     *IndicatorValue);
```

Function arguments

Table 107. SQLGetSubString arguments

Data type	Argument	Use	Description
SQLHSTMT	<i>StatementHandle</i>	input	Statement handle. This can be any statement handle which has been allocated but which does not currently have a prepared statement assigned to it.
SQLSMALLINT	<i>LocatorCType</i>	input	The C type of the source LOB locator. This can be: <ul style="list-style-type: none">• SQL_C_BLOB_LOCATOR• SQL_C_CLOB_LOCATOR• SQL_C_DBCLOB_LOCATOR
SQLINTEGER	<i>SourceLocator</i>	input	<i>SourceLocator</i> must be set to the source LOB locator value.
SQLINTEGER	<i>FromPosition</i>	input	For BLOBs and CLOBs, this is the position of the first byte to be returned by the function. For DBCLOBs, this is the first character. The start byte or character is numbered 1.
SQLINTEGER	<i>ForLength</i>	input	This is the length of the string to be returned by the function. For BLOBs and CLOBs, this is the length in bytes. For DBCLOBs, this is the length in characters. If <i>FromPosition</i> is less than the length of the source string but <i>FromPosition</i> + <i>ForLength</i> - 1 extends beyond the end of the source string, the result is padded on the right with the necessary number of characters (X'00' for BLOBs, single byte blank character for CLOBs, and double byte blank character for DBCLOBs).

Table 107. SQLGetSubString arguments (continued)

Data type	Argument	Use	Description
SQLSMALLINT	<i>TargetCType</i>	input	The C data type of the <i>DataPtr</i> . The target must be a C string variable (SQL_C_CHAR, SQL_C_WCHAR, SQL_C_BINARY, or SQL_C_DBCHAR).
SQLPOINTER	<i>DataPtr</i>	output	Pointer to the buffer where the retrieved string value or a LOB locator is to be stored.
SQLINTEGER	<i>BufferLength</i>	input	Maximum size of the buffer pointed to by <i>DataPtr</i> in bytes.
SQLINTEGER *	<i>StringLength</i>	output	The length of the returned information in <i>DataPtr</i> in bytes ^a if the target C buffer type is intended for a binary or character string variable and not a locator value. If the pointer is set to NULL, nothing is returned.
SQLINTEGER *	<i>IndicatorValue</i>	output	Always set to zero.

Note: 1. This is in bytes even for DBCLOB data.

Usage

SQLGetSubString() is used to obtain any portion of the string that is represented by the LOB locator. There are two choices for the target:

- The target can be an appropriate C string variable.
- A new LOB value can be created on the server and the LOB locator for that value can be assigned to a target application variable on the client.

SQLGetSubString() can be used as an alternative to SQLGetData() for getting data in pieces. In this case a column is first bound to a LOB locator, which is then used to fetch the LOB as a whole or in pieces.

The Locator argument can contain any valid LOB locator which has not been explicitly freed using a FREE LOCATOR statement nor implicitly freed because the transaction during which it is created has terminated.

The statement handle must not have been associated with any prepared statements or catalog function calls.

If a locator entry exists in the locator table but has no data, SQLGetSubString() will return an SQL_NO_DATA return code.

- | If a remote connection has been made, the CCSID of the CLOB data (*SourceLocator*) must be compatible
| with the CCSID of the job executing the SQLGetSubString API, otherwise translation problems will occur.

Return codes

- SQL_SUCCESS
- SQL_SUCCESS_WITH_INFO
- SQL_ERROR
- SQL_INVALID_HANDLE
- SQL_NO_DATA

SQLGetSubString

Error conditions

Table 108. SQLGetSubString SQLSTATES

SQLSTATE	Description	Explanation
01004	Data truncated	The amount of data to be returned is longer than <i>BufferLength</i> . Actual length available for return is stored in <i>StringLength</i> .
07006	Conversion that is not valid	The value specified for <i>TargetCType</i> is not SQL_C_CHAR, SQL_C_BINARY, SQL_C_DBCHAR, or a LOB locator. The value specified for <i>TargetCType</i> is inappropriate for the source (for example SQL_C_DBCHAR for a BLOB column).
22011	Substring error occurred	<i>FromPosition</i> is greater than the length of the source string.
58004	Unexpected system failure	Unrecoverable system error.
HY003	Program type out of range	<i>LocatorCType</i> is not one of SQL_C_CLOB_LOCATOR, SQL_C_BLOB_LOCATOR, or SQL_C_DBCLOB_LOCATOR.
HY009	Argument value that is not valid	The value specified for <i>FromPosition</i> or <i>ForLength</i> is not a positive integer. The argument <i>DataPtr</i> , <i>StringLength</i> , or <i>IndicatorValue</i> is a null pointer
HY010	Function sequence error	The specified <i>StatementHandle</i> is not in an <i>allocated</i> state.
HY021	Internal descriptor that is not valid	The internal descriptor cannot be addressed or allocated, or it contains a value that is not valid.
HY090	String or buffer length that is not valid	The value of <i>BufferLength</i> is less than 0.
HYC00	Driver not capable	The application is currently connected to a data source that does not support large objects.
0F001	No locator currently assigned	The value specified for <i>Locator</i> is not currently a LOB locator.

Restrictions

This function is not available when connected to a DB2 server that does not support Large Objects.

References

- “SQLBindCol - Bind a column to an application variable” on page 34
- “SQLFetch - Fetch next row” on page 104
- “SQLGetData - Get data from a column” on page 135
- “SQLGetLength - Retrieve length of a string value” on page 163
- “SQLGetPosition - Return starting position of string” on page 165

SQLGetTypeInfo - Get data type information

SQLGetTypeInfo() returns information about the data types that are supported by the Database Management Systems (DBMSs) associated with DB2 for i5/OS CLI. The information is returned in an SQL result set. The columns can be received using the same functions that are used to process a query.

Unicode (UTF-16) equivalent: This function can also be used with the Unicode (UTF-16) character set. The corresponding Unicode function is SQLGetTypeInfoW(). Refer to “Unicode in DB2 CLI” on page 299 for more information about Unicode support for DB2 CLI.

Syntax

```
SQLRETURN SQLGetTypeInfo (SQLHSTMT StatementHandle,
                          SQLSMALLINT DataType);
```

Function arguments

Table 109. SQLGetTypeInfo arguments

Data type	Argument	Use	Description
SQLHSTMT	<i>StatementHandle</i>	Input	Statement handle
SQLSMALLINT	<i>DataType</i>	Input	<p>The SQL data type being queried. The supported types are:</p> <ul style="list-style-type: none"> • SQL_ALL_TYPES • SQL_BIGINT • SQL_BINARY • SQL_BLOB • SQL_CHAR • SQL_CLOB • SQL_DATE • SQL_DBCLOB • SQL_DECFLOAT • SQL_DECIMAL • SQL_DOUBLE • SQL_FLOAT • SQL_GRAPHIC • SQL_INTEGER • SQL_NUMERIC • SQL_REAL • SQL_SMALLINT • SQL_TIME • SQL_TIMESTAMP • SQL_VARBINARY • SQL_VARCHAR • SQL_VARGRAPHIC <p>If SQL_ALL_TYPES is specified, information about all supported data types is returned in ascending order by TYPE_NAME. All unsupported data types are absent from the result set.</p>

SQLGetTypeInfo

Usage

Because `SQLGetTypeInfo()` generates a result set and is equivalent to executing a query, it generates a cursor and begins a transaction. To prepare and process another statement on this statement handle, the cursor must be closed.

If `SQLGetTypeInfo()` is called with a *Data Type* that is not valid, an empty result set is returned.

The columns of the result set that is generated by this function are described below.

Although new columns might be added and the names of the existing columns might be changed in future releases, the position of the current columns does not change. The data types that are returned are those that can be used in a `CREATE TABLE`, `ALTER TABLE`, `DDL` statement. Nonpersistent data types are not part of the returned result set. User-defined data types are not returned either.

Table 110. Columns returned by `SQLGetTypeInfo`

Column number/name	Data type	Description
1 TYPE_NAME	VARCHAR(128) NOT NULL	Character representation of the SQL data type name (for example, VARCHAR, DATE, INTEGER)
2 DATA_TYPE	SMALLINT NOT NULL	SQL data type define values (for example, SQL_VARCHAR, SQL_DATE, SQL_INTEGER)
3 COLUMN_SIZE	INTEGER	If the data type is a character or binary string, then this column contains the maximum length in bytes; if it is a graphic (DBCS) string, this is the number of double byte characters for the column. For date, time, timestamp data types, this is the total number of characters required to display the value when converted to character. For numeric data types, this is the total number of digits.
4 LITERAL_PREFIX	VARCHAR(128)	Character that DB2 recognizes as a prefix for a literal of this data type. This column is null for data types where a literal prefix is not applicable.
5 LITERAL_SUFFIX	VARCHAR(128)	Character that DB2 recognizes as a suffix for a literal of this data type. This column is null for data types where a literal prefix is not applicable.
6 CREATE_PARAMS	VARCHAR(128)	The text of this column contains a list of keywords, separated by commas, corresponding to each parameter the application might specify in parenthesis when using the name in the TYPE_NAME column as a data type in SQL. The keywords in the list can be: LENGTH, PRECISION, SCALE. They appear in the order that the SQL syntax requires that they be used. A NULL indicator is returned if there are no parameters for the data type definition, (such as INTEGER). Note: The intent of CREATE_PARAMS is to enable an application to customize the interface for a <i>DDL builder</i> . An application should expect, using this, only to be able to determine the number of arguments required to define the data type and to have localized text that can be used to label an edit control.

Table 110. Columns returned by SQLGetTypeInfo (continued)

Column number/name	Data type	Description
7 NULLABLE	SMALLINT NOT NULL	This indicates whether the data type accepts a NULL value <ul style="list-style-type: none"> • Set to SQL_NO_NULLS if NULL values are disallowed. • Set to SQL_NULLABLE if NULL values are allowed. • Set to SQL_NULLABLE_UNKNOWN if it is not known whether NULL values are allowed or not.
8 CASE_SENSITIVE	SMALLINT NOT NULL	This indicates whether the data type can be treated as case sensitive for collation purposes; valid values are SQL_TRUE and SQL_FALSE.
9 SEARCHABLE	SMALLINT NOT NULL	This indicates how the data type is used in a WHERE clause. Valid values are: <ul style="list-style-type: none"> • SQL_UNSEARCHABLE – if the data type cannot be used in a WHERE clause. • SQL_LIKE_ONLY – if the data type can be used in a WHERE clause only with the LIKE predicate. • SQL_ALL_EXCEPT_LIKE – if the data type can be used in a WHERE clause with all comparison operators except LIKE. • SQL_SEARCHABLE – if the data type can be used in a WHERE clause with any comparison operator.
10 UNSIGNED_ATTRIBUTE	SMALLINT	This indicates where the data type is unsigned. The valid values are: SQL_TRUE, SQL_FALSE or NULL. A NULL indicator is returned if this attribute is not applicable to the data type.
11 FIXED_PREC_SCALE	SMALLINT NOT NULL	This contains the value SQL_TRUE if the data type is exact numeric and always has the same precision and scale; otherwise, it contains SQL_FALSE.
12 AUTO_UNIQUE_VAL	SMALLINT	This contains SQL_TRUE if a column of this data type is automatically set to a unique value when a row is inserted; otherwise, contains SQL_FALSE.
13 LOCAL_TYPE_NAME	VARCHAR(128)	This column contains any localized name for the data type that is different from the regular name of the data type. If there is no localized name, this column is NULL. This column is intended for display only. The character set of the string is locale-dependent and is typically the default character set of the database.
14 MINIMUM_SCALE	INTEGER	The minimum scale of the SQL data type. If a data type has a fixed scale, the MINIMUM_SCALE and MAXIMUM_SCALE columns both contain the same value. NULL is returned where scale is not applicable.
15 MAXIMUM_SCALE	INTEGER	The maximum scale of the SQL data type. NULL is returned where scale is not applicable. If the maximum scale is not defined separately in the DBMS, but is defined instead to be the same as the maximum length of the column, then this column contains the same value as the COLUMN_SIZE column.

SQLGetTypeInfo

Table 110. Columns returned by SQLGetTypeInfo (continued)

Column number/name	Data type	Description
16 SQL_DATA_TYPE	SMALLINT NOT NULL	The value of the SQL data type as it appears in the SQL_DESC_TYPE field of the descriptor. This column is the same as the DATA_TYPE column (except for interval and datetime data types which DB2 for i5/OS CLI does not support).
17 SQL_DATETIME_SUB	SMALLINT	This field is always NULL (DB2 for i5/OS CLI does not support interval and datetime data types).
18 NUM_PREC_RADIX	INTEGER	If the data type is an approximate numeric type, this column contains the value 2 to indicate that COLUMN_SIZE specifies a number of bits. For exact numeric types, this column contains the value 10 to indicate that COLUMN_SIZE specifies a number of decimal digits. Otherwise, this column is NULL.
19 INTERVAL_PRECISION	SMALLINT	This field is always NULL (DB2 for i5/OS CLI does not support interval data types).

Return codes

- SQL_SUCCESS
- SQL_ERROR
- SQL_INVALID_HANDLE

Error conditions

Table 111. SQLGetTypeInfo SQLSTATEs

SQLSTATE	Description	Explanation
24000	Cursor state that is not valid	A cursor is already opened on the statement handle. <i>StatementHandle</i> has not been closed.
40003 08S01	Communication link failure	The communication link between the application and data source fails before the function is completed.
HY001	Memory allocation failure	DB2 for i5/OS CLI is unable to allocate memory required to support the processing or completion of the function.
HY004	SQL data type out of range	A <i>DataType</i> that is not valid is specified.
HY010	Function sequence error	The function is called while in a data-at-processing (SQLParamData(), SQLPutData()) operation.
HY021	Internal descriptor that is not valid	The internal descriptor cannot be addressed or allocated, or it contains a value that is not valid.
HYT00	Timeout expired	

Restrictions

The following ODBC specified SQL data types (and their corresponding *DataType* define values) are not supported by any IBM RDBMS.

Data type	DataType
TINY INT	SQL_TINYINT
BIT	SQL_BIT

Example

Note: By using the code examples, you agree to the terms of the “Code license and disclaimer information” on page 313.

```

/* From CLI sample typeinfo.c */
/* ... */
rc = SQLGetTypeInfo(hstmt, SQL_ALL_TYPES);
CHECK_HANDLE( SQL_HANDLE_STMT, hstmt, rc );

rc = SQLBindCol(hstmt, 1, SQL_C_CHAR, (SQLPOINTER) typename.s, 128, &typename_ind);
CHECK_HANDLE( SQL_HANDLE_STMT, hstmt, rc );

rc = SQLBindCol(hstmt, 2, SQL_C_DEFAULT, (SQLPOINTER) &datatype,
                sizeof(datatype), &datatype_ind);
CHECK_HANDLE( SQL_HANDLE_STMT, hstmt, rc );

rc = SQLBindCol(hstmt, 3, SQL_C_DEFAULT, (SQLPOINTER) &precision,
                sizeof(precision), &precision_ind);
CHECK_HANDLE( SQL_HANDLE_STMT, hstmt, rc );

rc = SQLBindCol(hstmt, 7, SQL_C_DEFAULT, (SQLPOINTER) &nullable,
                sizeof(nullable), &nullable_ind);
CHECK_HANDLE( SQL_HANDLE_STMT, hstmt, rc );

rc = SQLBindCol(hstmt, 8, SQL_C_DEFAULT, (SQLPOINTER) &casesens,
                sizeof(casesens), &casesens_ind);
CHECK_HANDLE( SQL_HANDLE_STMT, hstmt, rc );

printf("Datatype          Datatype Precision Nullable Case\n");
printf("Typename          (int)          Sensitive\n");
printf("-----\n");
/* LONG VARCHAR FOR BIT DATA      99 2147483647 FALSE FALSE */
/* Fetch each row, and display */
while ((rc = SQLFetch(hstmt)) == SQL_SUCCESS) {
    printf("%-25s ", typename.s);
    printf("%8d ", datatype);
    printf("%10ld ", precision);
    printf("%-8s ", truefalse[nullable]);
    printf("%-9s\n", truefalse[casesens]);
}
/* endwhile */

if ( rc != SQL_NO_DATA_FOUND )
    CHECK_HANDLE( SQL_HANDLE_STMT, hstmt, rc );

```

References

- “SQLBindCol - Bind a column to an application variable” on page 34
- “SQLGetInfo - Get general information” on page 151

SQLLanguages

SQLLanguages - Get SQL dialect or conformance information

SQLLanguages() returns SQL dialect or conformance information. The information is returned in an SQL result set, which can be retrieved using the same functions that are used to fetch a result set generated by a SELECT statement.

Syntax

```
SQLRETURN SQLLanguages (SQLHSTMT          hstmt);
```

Function arguments

Table 112. SQLLanguages arguments

Data type	Argument	Use	Description
SQLHSTMT	<i>hstmt</i>	Input	Statement handle

Usage

The function returns dialect and conformance information, in the form of a result set on StatementHandle. This contains a row for every conformance claim the SQL product makes (including subsets defined for ISO and vendor-specific versions). For a product that claims to comply with this specification, the result set thus contains at least one row.

Rows defining ISO standard and vendor-specific languages can exist in the same table. Each row has at least these columns and, if it makes an X/Open SQL conformance claim, the columns contains these values.

Table 113. Columns returned by SQLLanguages

Column number/name	Data type	Description
1 SOURCE	VARCHAR(254), NOT NULL	The organization that defined this SQL version.
2 SOURCE_YEAR	VARCHAR(254)	The year the relevant source document is approved.
3 CONFORMANCE	VARCHAR(254)	The conformance level to the relevant document that the implementation claims.
4 INTEGRITY	VARCHAR(254)	An indication of whether the implementation supports the Integrity Enhancement Feature (IEF).
5 IMPLEMENTATION	VARCHAR(254)	A character string, defined by the vendor, that uniquely identifies the vendor's SQL product.
6 BINDING_SYTLE	VARCHAR(254)	Either 'EMBEDDED', 'DIRECT', OR 'CLI'.
7 PROGRAMMING_LANG	VARCHAR(254)	The host language for which the binding style is supported.

Return codes

- SQL_SUCCESS
- SQL_SUCCESS_WITH_INFO
- SQL_ERROR
- SQL_INVALID_HANDLE

Diagnostics

Table 114. SQLLanguages SQLSTATES

SQLSTATE	Description	Explanation
24000	Cursor state that is not valid	Cursor related information is requested, but no cursor is open.
40003 *	Statement completion unknown	The communication link between the CLI and the data source fails before the function completes processing.
HY001	Memory allocation failure	The driver is unable to allocate memory required to support the processing or completion of the function.
HY009	String or buffer length that is not valid	The value of one of the name length arguments is less than 0, but not equal SQL_NTS.
HYC00	Driver not capable	DB2 for i5/OS CLI does not support <i>catalog</i> as a qualifier for table name.

SQLMoreResults

SQLMoreResults - Determine whether there are more result sets

SQLMoreResults() determines whether there is more information available on the statement handle that has been associated with a stored procedure that is returning result sets.

Syntax

```
SQLRETURN SQLMoreResults (SQLHSTMT StatementHandle);
```

Function arguments

Table 115. SQLMoreResults arguments

Data type	Argument	Use	Description
SQLHSTMT	StatementHandle	input	Statement handle

Usage

This function is used to return multiple results that are set in a sequential manner upon the processing of a stored procedure that contains SQL queries. The cursors have been left open so that the result sets remain accessible when the stored procedure has finished processing.

After completely processing the first result set, the application can call SQLMoreResults() to determine if another result set is available. If the current result set has unfetched rows, SQLMoreResults() discards them by closing the cursor and, if another result set is available, returns SQL_SUCCESS.

If all the result sets have been processed, SQLMoreResults() returns SQL_NO_DATA_FOUND.

If SQLFreeStmt() is called with the SQL_CLOSE or SQL_DROP option, all pending result sets on this statement handle are discarded.

Return codes

- SQL_SUCCESS
- SQL_SUCCESS_WITH_INFO
- SQL_ERROR
- SQL_INVALID_HANDLE
- SQL_NO_DATA_FOUND

Error conditions

Table 116. SQLMoreResults SQLSTATES

SQLSTATE	Description	Explanation
40003 08S01	Communication link failure	The communication link between the application and data source fails before the function is completed.
58004	Unexpected system failure	Unrecoverable system error.
HY001	Memory allocation failure	DB2 for i5/OS CLI is unable to allocate memory required to support the processing or completion of the function.
HY010	Function sequence error	The function is called while in a data-at-processing (SQLParamData(), SQLPutData()) operation.
HY013	Unexpected memory handling error	DB2 for i5/OS CLI is unable to access memory required to support the processing or completion of the function.
HY021	Internal descriptor that is not valid	The internal descriptor cannot be addressed or allocated, or it contains a value that is not valid.
HYT00	Timeout expired	

In addition `SQLMoreResults()` can return the `SQLSTATEs` associated with `SQLExecute()`.

Restrictions

The ODBC specification of `SQLMoreResults()` also allow counts associated with the processing of parameterized `INSERT`, `UPDATE`, and `DELETE` statements with arrays of input parameter values to be returned. However, DB2 for i5/OS CLI does not support the return of such count information.

References

- “SQLBindCol - Bind a column to an application variable” on page 34
- “SQLBindParameter - Bind a parameter marker to a buffer” on page 50

SQLNativeSql

SQLNativeSql - Get native SQL text

SQLNativeSql() is used to show how DB2 for i5/OS CLI interprets vendor escape clauses. If the original SQL string that is passed by the application contains vendor escape clause sequences, DB2 for i5/OS CLI returns the transformed SQL string that is seen by the data source (with vendor escape clauses either converted or discarded as appropriate).

Unicode (UTF-16) equivalent: This function can also be used with the Unicode (UTF-16) character set. The corresponding Unicode function is SQLNativeSqlW(). Refer to “Unicode in DB2 CLI” on page 299 for more information about Unicode support for DB2 CLI.

Syntax

```
SQLRETURN SQLNativeSql (SQLHDBC ConnectionHandle,
                        SQLCHAR *InStatementText,
                        SQLINTEGER TextLength1,
                        SQLCHAR *OutStatementText,
                        SQLINTEGER BufferLength,
                        SQLINTEGER *TextLength2Ptr);
```

Function arguments

Table 117. SQLNativeSql arguments

Data type	Argument	Use	Description
SQLHDBC	<i>ConnectionHandle</i>	Input	Connection handle.
SQLCHAR *	<i>InStatementText</i>	Input	Input SQL string.
SQLINTEGER	<i>TextLength1</i>	Input	Length of <i>InStatementText</i> .
SQLCHAR *	<i>OutStatementText</i>	Output	Pointer to buffer for the transformed output string.
SQLINTEGER	<i>BufferLength</i>	Input	Size of buffer pointed by <i>OutStatementText</i> .
SQLINTEGER *	<i>TextLength2Ptr</i>	Output	The total number of bytes available to return in <i>OutStatementText</i> . If the number of bytes available to return is greater than or equal to <i>BufferLength</i> , the output SQL string in <i>OutStatementText</i> is truncated to <i>BufferLength</i> - 1 bytes. The value SQL_NULL_DATA is returned if no output string is generated.

Usage

This function is called when the application wants to examine or display the transformed SQL string that is passed to the data source by DB2 for i5/OS CLI. Translation (mapping) only occurs if the input SQL statement string contains vendor escape clause sequences.

There are no vendor escape sequences on the i5/OS operating system; this function is provided for compatibility purposes. Also, note that this function can be used to evaluate an SQL string for syntax errors.

Return codes

- SQL_SUCCESS
- SQL_SUCCESS_WITH_INFO
- SQL_ERROR
- SQL_INVALID_HANDLE

Error conditions

Table 118. SQLNativeSql SQLSTATES

SQLSTATE	Description	Explanation
01004	Data truncated	The buffer <i>OutStatementText</i> is not large enough to contain the entire SQL string, so truncation occurred. The argument <i>TextLength2Ptr</i> contains the total length of the untruncated SQL string. (Function returns with SQL_SUCCESS_WITH_INFO.)
08003	Connection is closed	The <i>ConnectionHandle</i> does not reference an open database connection.
37000	SQL syntax that is not valid	The input SQL string in <i>InStatementText</i> contained a syntax error.
HY001	Memory allocation failure	DB2 for i5/OS CLI is unable to allocate memory required to support the processing or completion of the function.
HY009	Argument value that is not valid	The argument <i>InStatementText</i> , <i>OutStatementText</i> , or <i>TextLength2Ptr</i> is a null pointer.
HY090	String or buffer length that is not valid	The argument <i>TextLength1</i> is less than 0, but not equal to SQL_NTS. The argument <i>BufferLength</i> is less than 0.

Restrictions

None.

Example

Note: By using the code examples, you agree to the terms of the “Code license and disclaimer information” on page 313.

```

/* From CLI sample native.c */
/* ... */
SQLCHAR in_stmt[1024], out_stmt[1024] ;
SQLSMALLINT pcPar ;
SQLINTEGER indicator ;
/* ... */
/* Prompt for a statement to prepare */
printf("Enter an SQL statement: \n");
gets((char *)in_stmt);

/* prepare the statement */
rc = SQLPrepare(hstmt, in_stmt, SQL_NTS);
CHECK_HANDLE( SQL_HANDLE_STMT, hstmt, rc ) ;

SQLNumParams(hstmt, &pcPar);
CHECK_HANDLE( SQL_HANDLE_STMT, hstmt, rc ) ;

SQLNativeSql(hstmt, in_stmt, SQL_NTS, out_stmt, 1024, &indicator);
CHECK_HANDLE( SQL_HANDLE_STMT, hstmt, rc ) ;

if ( indicator == SQL_NULL_DATA ) printf( "Invalid statement\n" ) ;
else {
    printf( "Input Statement: \n %s \n", in_stmt ) ;
    printf( "Output Statement: \n %s \n", in_stmt ) ;
    printf( "Number of Parameter Markers = %d\n", pcPar ) ;
}

rc = SQLFreeHandle( SQL_HANDLE_STMT, hstmt ) ;
CHECK_HANDLE( SQL_HANDLE_STMT, hstmt, rc ) ;

```

SQLNextResult

SQLNextResult - Process the next result set

SQLNextResult() determines whether there is more information available on the statement handle that has been associated with a stored procedure that is returning result sets.

Syntax

```
SQLRETURN SQLNextResult (SQLHSTMT StatementHandle,  
SQLHSTMT NextResultHandle);
```

Function arguments

Table 119. SQLNextResult arguments

Data type	Argument	Use	Description
SQLHSTMT	StatementHandle	Input	Statement handle.
SQLHSTMT	NextResultHandle	Input	Statement handle for next result set.

Usage

This function is used to associate the next result set from StatementHandle with NextResultHandle. This differs from SQLMoreResults() because it allows both statement handles to process their result sets simultaneously.

If all the result sets have been processed, SQLNextResult() returns SQL_NO_DATA_FOUND.

If SQLFreeStmt() is called with the SQL_CLOSE or SQL_DROP option, all pending result sets on this statement handle are discarded.

Return codes

- SQL_SUCCESS
- SQL_SUCCESS_WITH_INFO
- SQL_ERROR
- SQL_INVALID_HANDLE
- SQL_NO_DATA_FOUND

Error conditions

Table 120. SQLNextResult SQLSTATES

SQLSTATE	Description	Explanation
40003 08S01	Communication link failure	The communication link between the application and data source fails before the function is completed.
58004	Unexpected system failure	Unrecoverable system error.
HY001	Memory allocation failure	DB2 for i5/OS CLI is unable to allocate memory required to support the processing or completion of the function.
HY010	Function sequence error	The function is called while in a data-at-processing (SQLParamData(), SQLPutData()) operation.
HY013	Unexpected memory handling error	DB2 for i5/OS CLI is unable to access memory required to support the processing or completion of the function.
HY021	Internal descriptor that is not valid	The internal descriptor cannot be addressed or allocated, or it contains a value that is not valid.
HYT00	Timeout expired	

References

“SQLMoreResults - Determine whether there are more result sets” on page 182

SQLNumParams

SQLNumParams - Get number of parameters in an SQL statement

SQLNumParams() returns the number of parameter markers in an SQL statement.

Syntax

```
SQLRETURN SQLNumParams (SQLHSTMT StatementHandle,  
SQLSMALLINT *ParameterCountPtr);
```

Function arguments

Table 121. SQLNumParams arguments

Data type	Argument	Use	Description
SQLHSTMT	<i>StatementHandle</i>	Input	Statement handle.
SQLSMALLINT *	<i>ParameterCountPtr</i>	Output	Number of parameters in the statement.

Usage

This function can only be called after the statement that is associated with *StatementHandle* has been prepared. If the statement does not contain any parameter markers, *ParameterCountPtr* is set to 0.

An application can call this function to determine how many SQLBindParameter() calls are necessary for the SQL statement associated with the statement handle.

Return codes

- SQL_SUCCESS
- SQL_SUCCESS_WITH_INFO
- SQL_ERROR
- SQL_INVALID_HANDLE

Error conditions

Table 122. SQLNumParams SQLSTATES

SQLSTATE	Description	Explanation
40003 08S01	Communication link failure	The communication link between the application and data source fails before the function is completed.
HY001	Memory allocation failure	DB2 for i5/OS CLI is unable to allocate memory required to support the processing or completion of the function.
HY008	Operation canceled	
HY009	Argument value that is not valid	<i>ParameterCountPtr</i> is null.
HY010	Function sequence error	This function is called before SQLPrepare() is called for the specified <i>StatementHandle</i> The function is called while in a data-at-processing (SQLParamData(), SQLPutData()) operation.
HY013	Unexpected memory handling error	DB2 for i5/OS CLI is unable to access memory required to support the processing or completion of the function.
HYT00	Timeout expired	

Restrictions

None.

Example

Refer to the example in “SQLNativeSql - Get native SQL text” on page 184.

References

- “SQLBindParam - Bind a buffer to a parameter marker” on page 45
- “SQLPrepare - Prepare a statement” on page 196

SQLNumResultCols

SQLNumResultCols - Get number of result columns

SQLNumResultCols() returns the number of columns in the result set associated with the input statement handle.

SQLPrepare() or SQLExecDirect() must be called before calling this function.

After calling this function, you can call SQLDescribeCol(), SQLColAttribute(), SQLBindCol(), or SQLGetData().

Syntax

```
SQLRETURN SQLNumResultCols (SQLHSTMT      hstmt,  
                             SQLSMALLINT  *pccol);
```

Function arguments

Table 123. SQLNumResultCols arguments

Data type	Argument	Use	Description
SQLHSTMT	<i>hstmt</i>	Input	Statement handle.
SQLSMALLINT *	<i>pccol</i>	Output	Number of columns in the result set.

Usage

The function sets the output argument to zero if the last statement processed on the input statement handle is not a SELECT.

Return codes

- SQL_SUCCESS
- SQL_ERROR
- SQL_INVALID_HANDLE

Diagnostics

Table 124. SQLNumResultCols SQLSTATEs

SQLSTATE	Description	Explanation
40003 *	Statement completion unknown	The communication link between the CLI and the data source fails before the function completes processing.
58004	System error	Unrecoverable system error.
HY001	Memory allocation failure	The driver is unable to allocate memory required to support the processing or completion of the function.
HY009	Argument value that is not valid	<i>pcbCol</i> is a null pointer.
HY010	Function sequence error	The function is called before calling SQLPrepare or SQLExecDirect for the <i>hstmt</i> .
S1013 *	Memory management problem.	The driver is unable to access memory required to support the processing or completion of the function.

References

- “SQLBindCol - Bind a column to an application variable” on page 34
- “SQLColAttributes - Obtain column attributes” on page 65
- “SQLDescribeCol - Describe column attributes” on page 81

- “SQLExecDirect - Execute a statement directly” on page 98
- “SQLGetCol - Retrieve one column of a row of the result set” on page 122
- “SQLPrepare - Prepare a statement” on page 196

SQLParamData

SQLParamData - Get next parameter for which a data value is needed

SQLParamData() is used with SQLPutData() to send long data in pieces. It can also be used to send fixed-length data.

Syntax

```
SQLRETURN SQLParamData (SQLHSTMT hstmt,  
                        SQLPOINTER *prgbValue);
```

Function arguments

Table 125. SQLParamData arguments

Data type	Argument	Use	Description
SQLHSTMT	<i>hstmt</i>	Input	Statement handle.
SQLPOINTER *	<i>prgbValue</i>	Output	Pointer to the value of the <i>prgbValue</i> argument specified on the SQLSetParam call.

Usage

SQLParamData() returns SQL_NEED_DATA if there is at least one SQL_DATA_AT_EXEC parameter for which data still has not been assigned. This function returns an application defined value in *prgbValue* supplied by the application during the previous SQLBindParam() call. SQLPutData() is called one or more times to send the parameter data. SQLParamData() is called to signal that all the data has been sent for the current parameter and to advance to the next SQL_DATA_AT_EXEC parameter. SQL_SUCCESS is returned when all the parameters have been assigned data values and the associated statement has been processed successfully. If any errors occur during or before actual statement processing, SQL_ERROR is returned.

If SQLParamData() returns SQL_NEED_DATA, then only SQLPutData() or SQLCancel() calls can be made. All other function calls using this statement handle fail. In addition, all function calls referencing the parent *hdbc* of *hstmt* fail if they involve changing any attribute or state of that connection. Those following function calls on the parent *hdbc* are also not permitted:

- SQLAllocConnect()
- SQLAllocHandle()
- SQLAllocStmt()
- SQLSetConnectOption()

Should they be called during an SQL_NEED_DATA sequence, these functions return SQL_ERROR with SQLSTATE of HY010 and the processing of the SQL_DATA_AT_EXEC parameters is not affected.

Return codes

- SQL_SUCCESS
- SQL_SUCCESS_WITH_INFO
- SQL_ERROR
- SQL_INVALID_HANDLE
- SQL_NEED_DATA

Diagnostics

SQLParamData() can return any SQLSTATE returned by the SQLExecDirect() and SQLExecute() functions. In addition, the following diagnostics can also be generated:

Table 126. SQLParamData SQLSTATEs

SQLSTATE	Description	Explanation
HY001	Memory allocation failure	The driver is unable to allocate memory required to support the processing or completion of the function.
HY009	Argument value that is not valid	The argument <i>prgbValue</i> is a null pointer.
HY010	Function sequence error	SQLParamData() is called out of sequence. This call is only valid after an SQLExecDirect() or an SQLExecute(), or after an SQLPutData() call.
HY021	Internal descriptor that is not valid	The internal descriptor cannot be addressed or allocated, or it contains a value that is not valid.
HYDE0	No data at processing values pending	Even though this function is called after an SQLExecDirect() or an SQLExecute() call, there are no SQL_DATA_AT_EXEC parameters (remaining) to process.

SQLParamOptions

SQLParamOptions - Specify an input array for a parameter

SQLParamOptions() provides the ability to set multiple values for each parameter set by SQLBindParameter(). This allows the application to insert multiple rows into a table on a single call to SQLExecute() or SQLExecDirect().

Syntax

```
SQLRETURN SQLParamOptions (SQLHSTMT StatementHandle,  
SQLINTEGER Crow,  
SQLINTEGER *FetchOffsetPtr);
```

Function arguments

Table 127. SQLParamOptions arguments

Data type	Argument	Use	Description
SQLHSTMT	<i>StatementHandle</i>	Input	Statement handle.
SQLINTEGER	<i>Crow</i>	Input	Number of values for each parameter. If this is greater than 1, then the <i>rgbValue</i> argument in SQLBindParameter() points to an array of parameter values, and <i>pcbValue</i> points to an array of lengths.
SQLINTEGER *	<i>FetchOffsetPtr</i>	Output (deferred)	Not currently used.

Usage

This function can be used with SQLBindParameter() to set up a multiple-row INSERT statement. In order to accomplish this, the application must allocate storage for all of the data being inserted. This data must be organized in a row-wise fashion. This means that all of the data for the first row is contiguous, followed by all the data for the next row, and so on. The SQLBindParameter() function should be used to bind all of the input parameter types and lengths. In the case of a multiple-row INSERT statement, the addresses provided on SQLBindParameter() are used to reference the first row of data. All subsequent rows of data are referenced by incrementing those addresses by the length of the entire row.

For instance, the application intends to insert 100 rows of data into a table, and each row contains a 4-byte integer value, followed by a 10-byte character value. To do this, the application allocates 1400 bytes of storage, and fills each 14-byte piece of storage with the appropriate data for the row.

Also, the indicator pointer passed on the SQLBindParameter() must reference an 800-byte piece of storage. This is used to pass in any null indicator values. This storage is also row-wise, so the first 8 bytes are the 2 indicators for the first row, followed by the 2 indicators for the next row, and so on. The SQLParamOptions() function is used by the application to specify how many rows are inserted on the next processing of an INSERT statement using the statement handle. The INSERT statement must be of the multiple-row form.

The maximum number of database rows that can be specified in a multiple-row insert operation is 32 000. Therefore, SQLParamOptions allows only 32 000 rows to be specified at a time. Any additional rows need to be rebound and re-executed.

Return codes

- SQL_SUCCESS
- SQL_SUCCESS_WITH_INFO
- SQL_ERROR
- SQL_INVALID_HANDLE

Error conditions

Table 128. SQLParamOptions SQLSTATES

SQLSTATE	Description	Explanation
HY009	Argument value that is not valid	The value in the argument <i>Crow</i> is less than 1.
HY010	Function sequence error	The function is called while in a data-at-processing (SQLParamData(), SQLPutData()) operation.

Restrictions

None.

References

- “SQLBindParam - Bind a buffer to a parameter marker” on page 45
- “SQLMoreResults - Determine whether there are more result sets” on page 182

SQLPrepare

SQLPrepare - Prepare a statement

SQLPrepare() associates an SQL statement with the input statement handle and sends the statement to the DBMS to be prepared. The application can reference this prepared statement by passing the statement handle to other functions.

If the statement handle has been used with a SELECT statement, SQLFreeStmt() must be called to close the cursor, before calling SQLPrepare().

Unicode (UTF-16) equivalent: This function can also be used with the Unicode (UTF-16) character set. The corresponding Unicode function is SQLPrepareW(). Refer to "Unicode in DB2 CLI" on page 299 for more information about Unicode support for DB2 CLI.

Syntax

```
SQLRETURN SQLPrepare (SQLHSTMT      hstmt,  
                    SQLCHAR        *szSqlStr,  
                    SQLINTEGER     cbSqlStr);
```

Function arguments

Table 129. SQLPrepare arguments

Data type	Argument	Use	Description
SQLHSTMT	<i>hstmt</i>	Input	Statement handle. There must not be an open cursor associated with <i>hstmt</i> .
SQLCHAR *	<i>szSqlStr</i>	Input	SQL statement string.
SQLINTEGER	<i>cbSqlStr</i>	Input	Length of contents of <i>szSqlStr</i> argument. This must be set to either the exact length of the SQL statement in <i>szSqlStr</i> , or to SQL_NTS if the statement text is null-terminated.

Usage

As soon as a statement has been prepared using SQLPrepare(), the application can request information about the format of the result set (if it is a SELECT statement) by calling:

- SQLNumResultCols()
- SQLDescribeCol()
- SQLColAttribute()

A prepared statement can be processed once, or multiple times by calling SQLExecute(). The SQL statement remains associated with the statement handle until the handle is used with another SQLPrepare(), SQLExecDirect(), SQLColumns(), SQLSpecialColumns(), SQLStatistics(), or SQLTables().

The SQL statement string might contain parameter markers. A parameter marker is represented by a "?" character, and indicates a position in the statement where the value of an application variable is to be substituted, when SQLExecute() is called. SQLBindParam() is used to bind (or associate) an application variable to each parameter marker, and to indicate if any data conversion should be performed at the time the data is transferred.

The SQL statement cannot be a COMMIT or ROLLBACK. SQLTransact() must be called to issue COMMIT or ROLLBACK.

If the SQL statement is a positioned DELETE or a Positioned UPDATE, the cursor referenced by the statement must be defined on a separate statement handle under the same connection handle.

Return codes

- SQL_SUCCESS
- SQL_SUCCESS_WITH_INFO
- SQL_ERROR
- SQL_INVALID_HANDLE

Diagnostics

Table 130. SQLPrepare SQLSTATES

SQLSTATE	Description	Explanation
24000	Cursor state that is not valid	There is an open cursor on the specified <i>hstmt</i> .
37xxx	Syntax error or access violation	<i>szSqlStr</i> contained one or more of the following statements: <ul style="list-style-type: none"> • A COMMIT • A ROLLBACK • An SQL statement that the connected database server cannot prepare • A statement containing a syntax error
HY001	Memory allocation failure	The driver is unable to allocate memory required to support the processing or completion of the function.
HY009	Argument value that is not valid	<i>szSqlStr</i> is a null pointer. The argument <i>cbSqlStr</i> is less than 1, but not equal to SQL_NTS.
HY013 *	Memory management problem	The driver is unable to access memory required to support the processing or completion of the function.
HY021	Internal descriptor that is not valid	The internal descriptor cannot be addressed or allocated, or it contains a value that is not valid.

Note: Not all Database Management Systems (DBMSs) report all of the above diagnostic messages at prepare time. Therefore an application must also be able to handle these conditions when calling `SQLExecute()`.

Example

Refer to “Example: Interactive SQL and the equivalent DB2 for i5/OS CLI function calls” on page 307 for a listing of the `check_error`, `initialize`, and `terminate` functions used in the following example.

Note: By using the code examples, you agree to the terms of the “Code license and disclaimer information” on page 313.

```

/*****
** file = prepare.c
**
** Example of preparing then repeatedly executing an SQL statement.
**
** Functions used:
**
**      SQLAllocConnect      SQLFreeConnect
**      SQLAllocEnv         SQLFreeEnv
**      SQLAllocStmt        SQLFreeStmt
**      SQLConnect          SQLDisconnect
**
**      SQLBindCol          SQLFetch
**      SQLTransact         SQLError

```

SQLPrepare

```
**          SQLPrepare          SQLSetParam
**          SQLExecute
**          *****/

#include <stdio.h>
#include <string.h>
#include <stdlib.h>
#include "sqlcli.h"

#define MAX_STMT_LEN 255

int initialize(SQLHENV *henv,
              SQLHDBC *hdbc);

int terminate(SQLHENV henv,
              SQLHDBC hdbc);

int print_error (SQLHENV  henv,
                 SQLHDBC  hdbc,
                 SQLHSTMT hstmt);

int check_error (SQLHENV  henv,
                 SQLHDBC  hdbc,
                 SQLHSTMT hstmt,
                 SQLRETURN rc);

/*****
** main
** - initialize
** - terminate
**          *****/
int main()
{
    SQLHENV  henv;
    SQLHDBC  hdbc;
    SQLCHAR  sqlstmt[MAX_STMT_LEN + 1]="";
    SQLRETURN rc;

    rc = initialize(&henv, &hdbc);
    if (rc == SQL_ERROR) return(terminate(henv, hdbc));

    {SQLHSTMT  hstmt;
     SQLCHAR  sqlstmt[]="SELECT deptname, location from org where division = ?";
     SQLCHAR  deptname[15],
              location[14],
              division[11];

    SQLINTEGER rlength,
               plength;

    rc = SQLAllocStmt(hdbc, &hstmt);
    if (rc != SQL_SUCCESS )
        check_error (henv, hdbc, SQL_NULL_HSTMT, rc);

    /* prepare statement for multiple use */
    rc = SQLPrepare(hstmt, sqlstmt, SQL_NTS);
    if (rc != SQL_SUCCESS )
        check_error (henv, hdbc, hstmt, rc);

    /* bind division to parameter marker in sqlstmt */
    rc = SQLSetParam(hstmt, 1, SQL_CHAR, SQL_CHAR, 10, 10, division,
                    &plength);
    if (rc != SQL_SUCCESS )
        check_error (henv, hdbc, hstmt, rc);

    /* bind deptname to first column in the result set */
    rc = SQLBindCol(hstmt, 1, SQL_CHAR, (SQLPOINTER) deptname, 15,
```

```

        &rlength);
if (rc != SQL_SUCCESS )
    check_error (henv, hdbc, hstmt, rc);
rc = SQLBindCol(hstmt, 2, SQL_CHAR, (SQLPOINTER) location, 14,
    &rlength);
if (rc != SQL_SUCCESS )
    check_error (henv, hdbc, hstmt, rc);

printf("\nEnter Division Name or 'q' to quit:\n");
printf("(Eastern, Western, Midwest, Corporate)\n");
gets(division);
plength = SQL_NTS;

while(division[0] != 'q')
{
    rc = SQLExecute(hstmt);
    if (rc != SQL_SUCCESS )
        check_error (henv, hdbc, hstmt, rc);

    printf("Departments in %s Division:\n", division);
    printf("DEPTNAME      Location\n");
    printf("-----\n");

    while ((rc = SQLFetch(hstmt)) == SQL_SUCCESS)
    {
        printf("%-14.14s %-13.13s \n", deptname, location);
    }
    if (rc != SQL_NO_DATA_FOUND )
        check_error (henv, hdbc, hstmt, rc);
    SQLFreeStmt(hstmt, SQL_CLOSE);
    printf("\nEnter Division Name or 'q' to quit:\n");
    printf("(Eastern, Western, Midwest, Corporate)\n");
    gets(division);
}

rc = SQLTransact(henv, hdbc, SQL_ROLLBACK);
if (rc != SQL_SUCCESS )
    check_error (henv, hdbc, SQL_NULL_HSTMT, rc);

terminate(henv, hdbc);
return (0);
}/* end main */

```

References

- “SQLColAttributes - Obtain column attributes” on page 65
- “SQLDescribeCol - Describe column attributes” on page 81
- “SQLExecDirect - Execute a statement directly” on page 98
- “SQLExecute - Execute a statement” on page 100
- “SQLNumResultCols - Get number of result columns” on page 190

SQLPrimaryKeys

SQLPrimaryKeys - Get primary key columns of a table

SQLPrimaryKeys() returns a list of column names that comprise the primary key for a table. The information is returned in an SQL result set, which can be retrieved using the same functions that are used to process a result set that is generated by a query.

Unicode (UTF-16) equivalent: This function can also be used with the Unicode (UTF-16) character set. The corresponding Unicode function is SQLPrimaryKeysW(). Refer to “Unicode in DB2 CLI” on page 299 for more information about Unicode support for DB2 CLI.

Syntax

```
SQLRETURN SQLPrimaryKeys (SQLHSTMT StatementHandle,
                          SQLCHAR *CatalogName,
                          SQLSMALLINT NameLength1,
                          SQLCHAR *SchemaName,
                          SQLSMALLINT NameLength2,
                          SQLCHAR *TableName,
                          SQLSMALLINT NameLength3);
```

Function arguments

Table 131. SQLPrimaryKeys arguments

Data type	Argument	Use	Description
SQLHSTMT	StatementHandle	Input	Statement handle.
SQLCHAR *	CatalogName	Input	Catalog qualifier of a 3 part table name. This must be a NULL pointer or a zero length string.
SQLSMALLINT	NameLength1	Input	Length of CatalogName.
SQLCHAR *	SchemaName	Input	Schema qualifier of table name.
SQLSMALLINT	NameLength2	Input	Length of SchemaName.
SQLCHAR *	TableName	Input	Table name.
SQLSMALLINT	NameLength3	Input	Length of TableName.

Usage

SQLPrimaryKeys() returns the primary key columns from a single table. Search patterns cannot be used to specify the schema qualifier or the table name.

The result set contains the columns that are listed in Table 132, ordered by TABLE_CAT, TABLE_SCHEM, TABLE_NAME, and ORDINAL_POSITION.

Because calls to SQLPrimaryKeys() in many cases map to a complex and, thus, expensive query against the system catalog, they should be used sparingly, and the results saved rather than repeating calls.

Although new columns might be added and the names of the existing columns might be changed in future releases, the position of the current columns does not change.

Table 132. Columns returned by SQLPrimaryKeys

Column number/name	Data type	Description
1 TABLE_CAT	VARCHAR (128)	The current server.
2 TABLE_SCHEM	VARCHAR (128)	The name of the schema containing TABLE_NAME.

Table 132. Columns returned by SQLPrimaryKeys (continued)

Column number/name	Data type	Description
3 TABLE_NAME	VARCHAR (128) not NULL	Name of the specified table.
4 COLUMN_NAME	VARCHAR (128) not NULL	Primary Key column name.
5 KEY_SEQ	SMALLINT not NULL	Column sequence number in the primary key, starting with 1.
6 PK_NAME	VARCHAR(128)	Primary key identifier. NULL if not applicable to the data source.

Note: The column names used by DB2 for i5/OS CLI follow the X/Open CLI CAE specification style. The column types, contents and order are identical to those defined for the SQLPrimaryKeys() result set in ODBC.

If the specified table does not contain a primary key, an empty result set is returned.

Return codes

- SQL_SUCCESS
- SQL_SUCCESS_WITH_INFO
- SQL_ERROR
- SQL_INVALID_HANDLE

Error conditions

Table 133. SQLPrimaryKeys SQLSTATEs

SQLSTATE	Description	Explanation
24000	Cursor state that is not valid	A cursor is already opened on the statement handle.
40003 08S01	Communication link failure	The communication link between the application and data source fails before the function is completed.
HY001	Memory allocation failure	DB2 for i5/OS CLI is unable to allocate memory required to support the processing or completion of the function.
HY008	Operation canceled	
HY010	Function sequence error	The function is called while in a data-at-processing (SQLParamData(), SQLPutData()) operation.
HY014	No more handles	DB2 for i5/OS CLI is unable to allocate a handle due to internal resources.
HY021	Internal descriptor that is not valid	The internal descriptor cannot be addressed or allocated, or it contains a value that is not valid .
HY090	String or buffer length that is not valid	The value of one of the name length arguments is less than 0, but not equal to SQL_NTS.
HYC00	Driver not capable	DB2 for i5/OS CLI does not support <i>catalog</i> as a qualifier for table name.
HYT00	Timeout expired	

Restrictions

None.

References

- “SQLForeignKeys - Get the list of foreign key columns” on page 112
- “SQLStatistics - Get index and statistics information for a base table” on page 252

SQLProcedureColumns

SQLProcedureColumns - Get input/output parameter information for a procedure

SQLProcedureColumns() returns a list of input and output parameters associated with a procedure. The information is returned in an SQL result set, which can be retrieved using the same functions that are used to process a result set that is generated by a query.

- | Unicode (UTF-16) equivalent: This function can also be used with the Unicode (UTF-16) character set. The
- | corresponding Unicode function is SQLProcedureColumnsW(). Refer to “Unicode in DB2 CLI” on page
- | 299 for more information about Unicode support for DB2 CLI.

Syntax

```
SQLRETURN SQLProcedureColumns(SQLHSTMT      StatementHandle,
                               SQLCHAR       *CatalogName,
                               SQLSMALLINT   NameLength1,
                               SQLCHAR       *SchemaName,
                               SQLSMALLINT   NameLength2,
                               SQLCHAR       *ProcName,
                               SQLSMALLINT   NameLength3,
                               SQLCHAR       *ColumnName,
                               SQLSMALLINT   NameLength4);
```

Function arguments

Table 134. SQLProcedureColumns arguments

Data type	Argument	Use	Description
SQLHSTMT	<i>StatementHandle</i>	Input	Statement handle.
SQLCHAR *	<i>CatalogName</i>	Input	Catalog qualifier of a 3 part procedure name. This must be a NULL pointer or a zero length string.
SQLSMALLINT	<i>NameLength1</i>	Input	Length of <i>CatalogName</i> . This must be set to 0.
SQLCHAR *	<i>SchemaName</i>	Input	Buffer that might contain a <i>pattern-value</i> to qualify the result set by schema name. For DB2 for z/OS and OS/390® V 4.1, all the stored procedures are in one schema; the only acceptable value for the <i>SchemaName</i> argument is a null pointer. For DB2, <i>SchemaName</i> can contain a valid pattern value.
SQLSMALLINT	<i>NameLength2</i>	Input	Length of <i>SchemaName</i> .
SQLCHAR *	<i>ProcName</i>	Input	Buffer that might contain a <i>pattern-value</i> to qualify the result set by procedure name.
SQLSMALLINT	<i>NameLength3</i>	Input	Length of <i>ProcName</i> .
SQLCHAR *	<i>ColumnName</i>	Input	Buffer that might contain a <i>pattern-value</i> to qualify the result set by parameter name. This argument is to be used to further qualify the result set already restricted by specifying a non-empty value for <i>ProcName</i> or <i>SchemaName</i> .
SQLSMALLINT	<i>NameLength4</i>	Input	Length of <i>ColumnName</i> .

Usage

DB2 for i5/OS CLI returns information about the input, input and output, and output parameters associated with the stored procedure, but cannot return information about the descriptor for any result sets returned.

SQLProcedureColumns() returns the information in a result set, ordered by PROCEDURE_CAT, PROCEDURE_SCHEM, PROCEDURE_NAME, and COLUMN_TYPE. Table 135 lists the columns in the result set. Applications should be aware that columns beyond the last column might be defined in future releases.

Because calls to SQLProcedureColumns() in many cases map to a complex and thus expensive query against the system catalog, they should be used sparingly, and the results saved rather than repeating calls.

- | Special support was added to handle a keyword `"*LIBL"` in the SchemaName argument. Specifying this
 | keyword will tell SQLStatistics to use the schema's on the library list to qualify the search criteria for
 | retrieving index information for tables. The highest library on the library list hierarchy that matches the
 | search criteria will be used. Also, system naming must be in effect for this support to be honored. The
 | following behavior will occur when different connections are used:
- | • When SQL Server Mode is used, the SQLProcedureColumns() API will use the library list of the initial
 | thread within the associated QSQRVR job when processing the `'*LIBL'` request.
 - | • When SQL Server Mode is not used, the SQLProcedureColumns() API will use the library list of the
 | current thread when processing the `'*LIBL'` request.

Table 135. Columns returned by SQLProcedureColumns

Column number/name	Data type	Description
1 PROCEDURE_CAT	VARCHAR(128)	The current server.
2 PROCEDURE_SCHEM	VARCHAR(128)	The name of the schema containing PROCEDURE_NAME.
3 PROCEDURE_NAME	VARCHAR(128)	Name of the procedure.
4 COLUMN_NAME	VARCHAR(128)	Name of the parameter.
5 COLUMN_TYPE	SMALLINT not NULL	This identifies the type information associated with this row. The values can be: <ul style="list-style-type: none"> • SQL_PARAM_TYPE_UNKNOWN – the parameter type is unknown. Note: This is not returned. • SQL_PARAM_INPUT – this parameter is an input parameter. • SQL_PARAM_INPUT_OUTPUT – this parameter is an input / output parameter. • SQL_PARAM_OUTPUT – this parameter is an output parameter. • SQL_RETURN_VALUE – the procedure column is the return value of the procedure. Note: This is not returned. • SQL_RESULT_COL – this parameter is actually a column in the result set. Note: This is not returned.
6 DATA_TYPE	SMALLINT not NULL	SQL data type.
7 TYPE_NAME	VARCHAR(128) not NULL	Character string representing the name of the data type corresponding to DATA_TYPE.

SQLProcedureColumns

Table 135. Columns returned by SQLProcedureColumns (continued)

Column number/name	Data type	Description
8 COLUMN_SIZE	INTEGER	<p>If the DATA_TYPE column value denotes a character or binary string, then this column contains the maximum length in bytes; if it is a graphic (DBCS) string, this is the number of double byte characters for the parameter.</p> <p>For date, time, timestamp data types, this is the total number of bytes required to display the value when converted to character.</p> <p>For numeric data types, this is either the total number of digits, or the total number of bits allowed in the column, depending on the value in the NUM_PREC_RADIX column in the result set.</p>
9 BUFFER_LENGTH	INTEGER	<p>The maximum number of bytes for the associated C buffer to store data from this parameter if SQL_C_DEFAULT were specified on the SQLBindCol(), SQLGetData() and SQLBindParameter() calls. This length excludes any null-terminator. For exact numeric data types, the length accounts for the decimal and the sign.</p>
10 DECIMAL_DIGITS	SMALLINT	<p>The scale of the parameter. NULL is returned for data types where scale is not applicable.</p>
11 NUM_PREC_RADIX	SMALLINT	<p>Either 10 or 2 or NULL. If DATA_TYPE is an approximate numeric data type, this column contains the value 2, then the COLUMN_SIZE column contains the number of bits allowed in the parameter.</p> <p>If DATA_TYPE is an exact numeric data type, this column contains the value 10 and the COLUMN_SIZE and DECIMAL_DIGITS columns contain the number of decimal digits allowed for the parameter.</p> <p>For numeric data types, the Database Management System (DBMS) can return a NUM_PREC_RADIX of either 10 or 2.</p> <p>NULL is returned for data types where radix is not applicable.</p>
12 NULLABLE	SMALLINT not NULL	<p>'SQL_NO_NULLS' if the parameter does not accept NULL values.</p> <p>'SQL_NULLABLE' if the parameter accepts NULL values.</p>
13 REMARKS	VARCHAR(254)	<p>Might contain descriptive information about the parameter.</p>

Table 135. Columns returned by SQLProcedureColumns (continued)

Column number/name	Data type	Description
14 COLUMN_DEF	VARCHAR	<p>The default value of the column.</p> <p>If NULL is specified as the default value, then this column is the word NULL, not enclosed in quotation marks. If the default value cannot be represented without truncation, then this column contains TRUNCATED, with no enclosing single quotation marks. If no default value is specified, then this column is NULL.</p> <p>The value of COLUMN_DEF can be used in generating a new column definition, except when it contains the value TRUNCATED.</p>
15 SQL_DATA_TYPE	SMALLINT not NULL	<p>The value of the SQL data type as it appears in the SQL_DESC_TYPE field of the descriptor. This column is the same as the DATA_TYPE column except for datetime data types (DB2 for i5/OS CLI does not support interval data types).</p> <p>For datetime data types, the SQL_DATA_TYPE field in the result set is SQL_DATETIME, and the SQL_DATETIME_SUB field returns the subcode for the specific datetime data type (SQL_CODE_DATE, SQL_CODE_TIME or SQL_CODE_TIMESTAMP).</p>
16 SQL_DATETIME_SUB	SMALLINT	The subtype code for datetime data types. For all other data types this column returns a NULL (including interval data types which DB2 for i5/OS CLI does not support).
17 CHAR_OCTET_LENGTH	INTEGER	The maximum length in bytes of a character data type column. For all other data types, this column returns a NULL.
18 ORDINAL_POSITION	INTEGER not NULL	This contains the ordinal position of the parameter given by COLUMN_NAME in this result set. This is the ordinal position of the argument to be provided on the CALL statement. The leftmost argument has an ordinal position of 1.
19 IS_NULLABLE	VARCHAR	<ul style="list-style-type: none"> • “NO” if the column does not include NULLs. • “YES” if the column can include NULLs. • zero-length string if nullability is unknown. <p>ISO rules are followed to determine nullability.</p> <p>An ISO SQL-compliant DBMS cannot return an empty string.</p> <p>The value returned for this column is different than the value returned for the NULLABLE column. (See the description of the NULLABLE column.)</p>

Return codes

- SQL_SUCCESS
- SQL_SUCCESS_WITH_INFO
- SQL_ERROR
- SQL_INVALID_HANDLE

SQLProcedureColumns

Error conditions

Table 136. SQLProcedureColumns SQLSTATES

SQLSTATE	Description	Explanation
24000	Cursor state that is not valid	A cursor is already opened on the statement handle.
40003 08S01	Communication link failure	The communication link between the application and data source fails before the function is completed.
42601	PARMLIST syntax error	The PARMLIST value in the stored procedures catalog table contains a syntax error.
HY001	Memory allocation failure	DB2 for i5/OS CLI is unable to allocate memory required to support the processing or completion of the function.
HY008	Operation canceled	
HY010	Function sequence error	
HY014	No more handles	DB2 for i5/OS CLI is unable to allocate a handle due to internal resources.
HY021	Internal descriptor that is not valid	The internal descriptor cannot be addressed or allocated, or it contains a value that is not valid.
HY090	String or buffer length that is not valid	The value of one of the name length arguments is less than 0, but not equal SQL_NTS.
HYC00	Driver not capable	DB2 for i5/OS CLI does not support <i>catalog</i> as a qualifier for procedure name. The connected data source does not support <i>schema</i> as a qualifier for a procedure name.
HYT00	Timeout expired	

Restrictions

SQLProcedureColumns() does not return information about the attributes of result sets that can be returned from stored procedures.

If an application is connected to a DB2 server that does not provide support for a stored procedure catalog, or does not provide support for stored procedures, SQLProcedureColumns() returns an empty result set.

Example

Note: By using the code examples, you agree to the terms of the “Code license and disclaimer information” on page 313.

```
/* From CLI sample proccols.c */
/* ... */

printf("Enter Procedure Schema Name Search Pattern:\n");
gets((char *)proc_schem.s);

printf("Enter Procedure Name Search Pattern:\n");
gets((char *)proc_name.s);

rc = SQLProcedureColumns(hstmt, NULL, 0, proc_schem.s, SQL_NTS,
                        proc_name.s, SQL_NTS, (SQLCHAR *)"", SQL_NTS);
CHECK_HANDLE( SQL_HANDLE_STMT, hstmt, rc );

rc = SQLBindCol(hstmt, 2, SQL_C_CHAR, (SQLPOINTER) proc_schem.s, 129,
               &proc_schem.ind);
CHECK_HANDLE( SQL_HANDLE_STMT, hstmt, rc );
```

```

rc = SQLBindCol(hstmt, 3, SQL_C_CHAR, (SQLPOINTER) proc_name.s, 129,
                &proc_name.ind);
CHECK_HANDLE( SQL_HANDLE_STMT, hstmt, rc ) ;

rc = SQLBindCol(hstmt, 4, SQL_C_CHAR, (SQLPOINTER) column_name.s, 129,
                &column_name.ind);
CHECK_HANDLE( SQL_HANDLE_STMT, hstmt, rc ) ;

rc = SQLBindCol(hstmt, 5, SQL_C_SHORT, (SQLPOINTER) &arg_type,
                0, &arg_type_ind);
CHECK_HANDLE( SQL_HANDLE_STMT, hstmt, rc ) ;

rc = SQLBindCol(hstmt, 7, SQL_C_CHAR, (SQLPOINTER) type_name.s, 129,
                &type_name.ind);
CHECK_HANDLE( SQL_HANDLE_STMT, hstmt, rc ) ;

rc = SQLBindCol(hstmt, 8, SQL_C_LONG, (SQLPOINTER) &length,
                0, &length_ind);
CHECK_HANDLE( SQL_HANDLE_STMT, hstmt, rc ) ;

rc = SQLBindCol(hstmt, 10, SQL_C_SHORT, (SQLPOINTER) &scale,
                0, &scale_ind);
CHECK_HANDLE( SQL_HANDLE_STMT, hstmt, rc ) ;

rc = SQLBindCol(hstmt, 13, SQL_C_CHAR, (SQLPOINTER) remarks.s, 255,
                &remarks.ind);
CHECK_HANDLE( SQL_HANDLE_STMT, hstmt, rc ) ;

/* Fetch each row, and display */
while ((rc = SQLFetch(hstmt)) == SQL_SUCCESS) {
    sprintf((char *)cur_name, "%s.%s", proc_schem.s, proc_name.s);
    if (strcmp((char *)cur_name, (char *)pre_name) != 0) {
        printf("\n%s\n", cur_name);
    }
    strcpy((char *)pre_name, (char *)cur_name);
    printf("  %s", column_name.s);
    switch (arg_type)
    { case SQL_PARAM_INPUT : printf(", Input"); break;
      case SQL_PARAM_OUTPUT : printf(", Output"); break;
      case SQL_PARAM_INPUT_OUTPUT : printf(", Input_Output"); break;
    }
    printf(", %s", type_name.s);
    printf(" (%ld", length);
    if (scale_ind != SQL_NULL_DATA) {
        printf(", %d)\n", scale);
    } else {
        printf(")\n");
    }
    if (remarks.ind > 0 ) {
        printf("(remarks), %s)\n", remarks.s);
    }
}
/* endwhile */

```

References

“SQLProcedures - Get list of procedure names” on page 208

SQLProcedures

SQLProcedures - Get list of procedure names

SQLProcedures() returns a list of procedure names that have been registered on the system and match the specified search pattern.

The information is returned in an SQL result set, which can be retrieved using the same functions that are used to process a result set that is generated by a query.

Unicode (UTF-16) equivalent: This function can also be used with the Unicode (UTF-16) character set. The corresponding Unicode function is SQLProceduresW(). Refer to “Unicode in DB2 CLI” on page 299 for more information about Unicode support for DB2 CLI.

Syntax

```
SQLRETURN SQLProcedures (SQLHSTMT StatementHandle,
                          SQLCHAR *CatalogName,
                          SQLSMALLINT NameLength1,
                          SQLCHAR *SchemaName,
                          SQLSMALLINT NameLength2,
                          SQLCHAR *ProcName,
                          SQLSMALLINT NameLength3);
```

Function arguments

Table 137. SQLProcedures arguments

Data type	Argument	Use	Description
SQLHSTMT	<i>StatementHandle</i>	Input	Statement handle.
SQLCHAR *	<i>CatalogName</i>	Input	Catalog qualifier of a 3 part procedure name. This must be a NULL pointer or a zero length string.
SQLSMALLINT	<i>NameLength1</i>	Input	Length of <i>CatalogName</i> . This must be set to 0.
SQLCHAR *	<i>SchemaName</i>	Input	Buffer that might contain a <i>pattern-value</i> to qualify the result set by schema name. For DB2 for z/OS and OS/390 V 4.1, all the stored procedures are in one schema; the only acceptable value for the <i>SchemaName</i> argument is a null pointer. For DB2, <i>SchemaName</i> can contain a valid pattern value.
SQLSMALLINT	<i>NameLength2</i>	Input	Length of <i>SchemaName</i> .
SQLCHAR *	<i>ProcName</i>	Input	Buffer that might contain a <i>pattern-value</i> to qualify the result set by procedure name.
SQLSMALLINT	<i>NameLength3</i>	Input	Length of <i>ProcName</i> .

Usage

The result set returned by SQLProcedures() contains the columns listed in Table 138 on page 209 in the order given. The rows are ordered by PROCEDURE_CAT, PROCEDURE_SCHEMA, and PROCEDURE_NAME.

Because calls to SQLProcedures() in many cases map to a complex and thus expensive query against the system catalog, use them sparingly, and save the results rather than repeating calls.

Although new columns might be added and the names of the existing columns might be changed in future releases, the position of the current columns does not change.

Table 138. Columns returned by SQLProcedures

Column number/name	Data type	Description
1 PROCEDURE_CAT	VARCHAR(128)	The current server.
2 PROCEDURE_SCHEM	VARCHAR(128)	The name of the schema containing PROCEDURE_NAME.
3 PROCEDURE_NAME	VARCHAR(128) NOT NULL	The name of the procedure.
4 NUM_INPUT_PARAMS	INTEGER not NULL	Number of input parameters.
5 NUM_OUTPUT_PARAMS	INTEGER not NULL	Number of output parameters.
6 NUM_RESULT_SETS	INTEGER not NULL	Number of result sets returned by the procedure.
7 REMARKS	VARCHAR(254)	This contains the descriptive information about the procedure.
8 PROCEDURE_TYPE	SMALLINT	Defines the procedure type: <ul style="list-style-type: none"> SQL_PT_UNKNOWN: It cannot be determined whether the procedure returns a value. SQL_PT_PROCEDURE: The returned object is a procedure; that is, it does not have a return value. SQL_PT_FUNCTION: The returned object is a function; that is, it has a return value. DB2 CLI always returns SQL_PT_PROCEDURE.

Note: The column names used by DB2 for i5/OS CLI follow the X/Open CLI CAE specification style. The column types, contents and order are identical to those defined for the SQLProcedures() result set in ODBC.

Return codes

- SQL_SUCCESS
- SQL_SUCCESS_WITH_INFO
- SQL_ERROR
- SQL_INVALID_HANDLE

Error conditions

Table 139. SQLProcedures SQLSTATES

SQLSTATE	Description	Explanation
24000	Cursor state that is not valid	A cursor is already opened on the statement handle.
40003 08S01	Communication link failure	The communication link between the application and data source fails before the function is completed.
HY001	Memory allocation failure	DB2 for i5/OS CLI is unable to allocate memory required to support the processing or completion of the function.
HY008	Operation canceled	
HY010	Function sequence error	
HY014	No more handles	DB2 for i5/OS CLI is unable to allocate a handle due to internal resources.
HY021	Internal descriptor that is not valid	The internal descriptor cannot be addressed or allocated, or it contains a value that is not valid.
HY090	String or buffer length that is not valid	The value of one of the name length arguments is less than 0, but not equal to SQL_NTS.

SQLProcedures

Table 139. SQLProcedures SQLSTATEs (continued)

SQLSTATE	Description	Explanation
HYC00	Driver not capable	DB2 for i5/OS CLI does not support <i>catalog</i> as a qualifier for procedure name. The connected data source does not support schema as a qualifier for a procedure name.
HYT00	Timeout expired	

Restrictions

If an application is connected to a DB2 server that does not provide support for a stored procedure catalog, or does not provide support for stored procedures, `SQLProcedureColumns()` returns an empty result set.

Example

Note: By using the code examples, you agree to the terms of the “Code license and disclaimer information” on page 313.

```
/* From CLI sample procs.c */
/* ... */

printf("Enter Procedure Schema Name Search Pattern:\n");
gets((char *)proc_schem.s);

rc = SQLProcedures(hstmt, NULL, 0, proc_schem.s, SQL_NTS, (SQLCHAR *)"%", SQL_NTS);
CHECK_HANDLE( SQL_HANDLE_STMT, hstmt, rc );

rc = SQLBindCol(hstmt, 2, SQL_C_CHAR, (SQLPOINTER) proc_schem.s, 129,
               &proc_schem.ind);
CHECK_HANDLE( SQL_HANDLE_STMT, hstmt, rc );

rc = SQLBindCol(hstmt, 3, SQL_C_CHAR, (SQLPOINTER) proc_name.s, 129,
               &proc_name.ind);
CHECK_HANDLE( SQL_HANDLE_STMT, hstmt, rc );

rc = SQLBindCol(hstmt, 7, SQL_C_CHAR, (SQLPOINTER) remarks.s, 255,
               &remarks.ind);
CHECK_HANDLE( SQL_HANDLE_STMT, hstmt, rc );

printf("PROCEDURE SCHEMA          PROCEDURE NAME          \n");
printf("-----\n");
/* Fetch each row, and display */
while ((rc = SQLFetch(hstmt)) == SQL_SUCCESS) {
    printf("%-25s %-25s\n", proc_schem.s, proc_name.s);
    if (remarks.ind != SQL_NULL_DATA) {
        printf(" (Remarks) %s\n", remarks.s);
    }
}
/* endwhile */
```

References

“SQLProcedureColumns - Get input/output parameter information for a procedure” on page 202

SQLPutData - Pass data value for a parameter

SQLPutData() is called following an SQLParamData() call returning SQL_NEED_DATA to supply parameter data values. This function can be used to send large parameter values in pieces.

Syntax

```
SQLRETURN SQLPutData (SQLHSTMT    hstmt,
                     SQLPOINTER   rgbValue,
                     SQLINTEGER   cbValue);
```

Function arguments

Table 140. SQLPutData arguments

Data type	Argument	Use	Description
SQLHSTMT	<i>hstmt</i>	Input	Statement handle.
SQLPOINTER	<i>rgbValue</i>	Input	Pointer to the actual data, or portion of data, for a parameter. The data must be in the form specified in the SQLBindParam() call that the application used when specifying the parameter.
SQLINTEGER	<i>cbValue</i>	Input	<p>Length of <i>rgbValue</i>. This specifies the amount of data sent in a call to SQLPutData().</p> <p>The amount of data can vary with each call for a given parameter. The application can also specify SQL_NTS or SQL_NULL_DATA for <i>cbValue</i>.</p> <p><i>cbValue</i> is ignored for all date, time, timestamp data types, and all numeric data types except SQL_NUMERIC and SQL_DECIMAL.</p> <p>For cases where the C buffer type is SQL_CHAR or SQL_BINARY, or if SQL_DEFAULT is specified as the C buffer type and the C buffer type default is SQL_CHAR or SQL_BINARY, this is the number of bytes of data in the <i>rgbValue</i> buffer.</p>

Usage

The application calls SQLPutData() after calling SQLParamData() on a statement in the SQL_NEED_DATA state to supply the data values for an SQL_DATA_AT_EXEC parameter. Long data can be sent in pieces through repeated calls to SQLPutData(). After all the pieces of data for the parameter have been sent, the application again calls SQLParamData(). SQLParamData() proceeds to the next SQL_DATA_AT_EXEC parameter, or, if all parameters have data values, executes the statement.

SQLPutData() cannot be called more than once for a fixed length parameter.

After an SQLPutData() call, the only legal function calls are SQLParamData(), SQLCancel(), or another SQLPutData() if the input data is character or binary data. As with SQLParamData(), all other function calls using this statement handle fail. In addition, all function calls referencing the parent *hdbc* of *hstmt* fail if they involve changing any attribute or state of that connection. For a list of these functions, see the Usage section for "SQLParamData - Get next parameter for which a data value is needed" on page 192.

SQLPutData

If one or more calls to `SQLPutData()` for a single parameter result in `SQL_SUCCESS`, attempting to call `SQLPutData()` with `cbValue` set to `SQL_NULL_DATA` for the same parameter results in an error with `SQLSTATE` of `HY011`. This error does not result in a change of state; the statement handle is still in a *Need Data* state and the application can continue sending parameter data.

Return codes

- `SQL_SUCCESS`
- `SQL_SUCCESS_WITH_INFO`
- `SQL_ERROR`
- `SQL_INVALID_HANDLE`

Diagnostics

Some of the following diagnostics conditions might be reported on the final `SQLParamData()` call rather than at the time the `SQLPutData()` is called.

Table 141. *SQLPutData SQLSTATES*

SQLSTATE	Description	Explanation
22001	Too much data	The size of the data supplied to the current parameter by <code>SQLPutData()</code> exceeds the size of the parameter. The data supplied by the last call to <code>SQLPutData()</code> is ignored.
01004	Data truncated	The data sent for a numeric parameter is truncated without the loss of significant digits. Timestamp data sent for a date or time column is truncated. Function returns with <code>SQL_SUCCESS_WITH_INFO</code> .
HY001	Memory allocation failure	The driver is unable to allocate memory required to support the processing or completion of the function.
HY009	Argument value that is not valid	The argument <code>rgbValue</code> is a null pointer. The argument <code>rgbValue</code> is not a NULL pointer and the argument <code>cbValue</code> is less than 0, but not equal to <code>SQL_NTS</code> or <code>SQL_NULL_DATA</code> .
HY010	Function sequence error	The statement handle <code>hstmt</code> must be in a <i>need data</i> state and must have been positioned on an <code>SQL_DATA_AT_EXEC</code> parameter through a previous <code>SQLParamData()</code> call.

SQLReleaseEnv - Release all environment resources

SQLReleaseEnv() invalidates and frees the environment handle. All DB2 for i5/OS CLI resources associated with the environment handle are freed.

SQLFreeConnect() must be called before calling this function.

This function is the last DB2 for i5/OS CLI step that an application needs to do before it ends.

Syntax

```
SQLRETURN SQLReleaseEnv (SQLHENV henv);
```

Function arguments

Table 142. SQLReleaseEnv arguments

Data type	Argument	Use	Description
SQLHENV	<i>henv</i>	Input	Environment handle.

Usage

If this function is called when there is still a valid connection handle, SQL_ERROR is returned, and the environment handle remains valid.

Return codes

- SQL_SUCCESS
- SQL_ERROR
- SQL_INVALID_HANDLE

Diagnostics

Table 143. SQLReleaseEnv SQLSTATES

SQLSTATE	Description	Explanation
58004	System error	Unrecoverable system error.
HY001	Memory allocation failure	The driver is unable to allocate memory required to support the processing or completion of the function.
HY010	Function sequence error	There is an <i>hdbc</i> which is in allocated or connected state. Call SQLDisconnect and SQLFreeConnect for the <i>hdbc</i> before calling SQLReleaseEnv.
HY013 *	Memory management problem	The driver is unable to access memory required to support the processing or completion of the function.

Example

Refer to the example in the “SQLAllocEnv - Allocate environment handle” on page 28.

References

“SQLFreeConnect - Free connection handle” on page 117

SQLRowCount

SQLRowCount - Get row count

SQLRowCount() returns the number of rows in a table affected by an UPDATE, INSERT, or DELETE statement processed against the table, or a view based on the table.

SQLExecute() or SQLExecDirect() must be called before calling this function.

Syntax

```
SQLRETURN SQLRowCount (SQLHSTMT      hstmt,  
                      SQLINTEGER     *pcrow);
```

Function arguments

Table 144. SQLRowCount arguments

Data type	Argument	Use	Description
SQLHSTMT	<i>hstmt</i>	Input	Statement handle.
SQLINTEGER *	<i>pcrow</i>	Output	Pointer to location where the number of rows affected is stored.

Usage

If the last processed statement referenced by the input statement handle is not an UPDATE, INSERT, or DELETE statement, or if it is not processed successfully, then the function sets the contents of *pcrow* to 0.

Any rows in other tables that might have been affected by the statement (for example, cascading deletes) are not included in the count.

Return codes

- SQL_SUCCESS
- SQL_ERROR
- SQL_INVALID_HANDLE

Diagnostics

Table 145. SQLRowCount SQLSTATEs

SQLSTATE	Description	Explanation
40003 *	Statement completion unknown	The communication link between the CLI and the data source fails before the function completes processing.
58004	System error	Unrecoverable system error.
HY001	Memory allocation failure	The driver is unable to allocate memory required to support the processing or completion of the function.
HY009	Argument value that is not valid	<i>pcrow</i> is a null pointer.
HY010	Function sequence error	The function is called before calling SQLExecute or SQLExecDirect for the <i>hstmt</i> .
HY013 *	Memory management problem	The driver is unable to access memory required to support the processing or completion of the function.

References

- “SQLExecDirect - Execute a statement directly” on page 98
- “SQLExecute - Execute a statement” on page 100

- “SQLNumResultCols - Get number of result columns” on page 190

SQLSetConnectAttr

SQLSetConnectAttr - Set a connection attribute

SQLSetConnectAttr() sets connection attributes for a particular connection.

- | Unicode (UTF-16) equivalent: This function can also be used with the Unicode (UTF-16) character set. The corresponding Unicode function is SQLSetConnectAttrW(). Refer to “Unicode in DB2 CLI” on page 299
- | for more information about Unicode support for DB2 CLI.

Syntax

```
SQLRETURN SQLSetConnectAttr (SQLHDBC hdbc,  
                             SQLINTEGER fAttr,  
                             SQLPOINTER vParam,  
                             SQLINTEGER sLen);
```

Function arguments

Table 146. SQLSetConnectAttr arguments

Data type	Argument	Use	Description
SQLHDBC	<i>hdbc</i>	Input	Connection handle.
SQLINTEGER	<i>fAttr</i>	Input	Connect attribute to set, refer to Table 147 for more information.
SQLPOINTER	<i>vParam</i>	Input	Value associated with <i>fAttr</i> . Depending on the option, this can be a pointer to a 32-bit integer value, or a character string.
SQLINTEGER	<i>sLen</i>	Input	Length of input value, if it is a character string; otherwise, unused.

Usage

All connection and statement options set through the SQLSetConnectAttr() persist until SQLFreeConnect() is called or the next SQLSetConnectAttr() call.

The format of information set through *vParam* depends on the specified *fAttr*. The option information can be either a 32-bit integer or a pointer to a null-terminated character string.

Table 147. Connect options

<i>fAttr</i>	Contents
SQL_ATTR_2ND_LEVEL_TEXT	A 32-bit integer value: <ul style="list-style-type: none">• SQL_TRUE – Error text obtained by calling SQLError() contains the complete text description of the error.• SQL_FALSE – Error text obtained by calling SQLError() contains the first-level description of the error only. This is the default.
SQL_ATTR_AUTOCOMMIT	A 32-bit value that sets the commit behavior for the connection. These are possible values: <ul style="list-style-type: none">• SQL_TRUE – Each SQL statement is automatically committed as it is processed.• SQL_FALSE – The SQL statements are not automatically committed. If running with commitment control, changes must be explicitly committed or rolled back using either SQLEndTran() or SQLTransact(). This is the default.

Table 147. Connect options (continued)

<i>fAttr</i>	Contents
SQL_ATTR_COMMIT or SQL_TXN_ISOLATION	<p>A 32-bit value that sets the transaction-isolation level for the current connection referenced by <i>hdbc</i>. The following values are accepted by DB2 for i5/OS CLI, but each data source might only support some of these isolation levels:</p> <ul style="list-style-type: none"> • SQL_TXN_NO_COMMIT – Commitment control is not used. • SQL_TXN_READ_UNCOMMITTED – Dirty reads, nonrepeatable reads, and phantoms are possible. This is the default isolation level. • SQL_TXN_READ_COMMITTED – Dirty reads are not possible. Non-repeatable reads and phantoms are possible. • SQL_TXN_REPEATABLE_READ – Dirty reads and nonrepeatable reads are not possible. Phantoms are possible. • SQL_TXN_SERIALIZABLE – Transactions are serializable. Dirty reads, non-repeatable reads, and phantoms are not possible. <p>In IBM terminology,</p> <ul style="list-style-type: none"> • SQL_TXN_READ_UNCOMMITTED is uncommitted read • SQL_TXN_READ_COMMITTED is cursor stability • SQL_TXN_REPEATABLE_READ is read stability • SQL_TXN_SERIALIZABLE is repeatable read <p>For a detailed explanation of isolation levels, refer to the IBM DB2 SQL Reference.</p> <p>The SQL_ATTR_COMMIT attribute should be set before the SQLConnect(). If the value is changed after the connection has been established, and the connection is to a remote data source, the change does not take effect until the next successful SQLConnect() for the connection handle.</p>
SQL_ATTR_DATE_FMT	<p>A 32-bit integer value:</p> <ul style="list-style-type: none"> • SQL_FMT_ISO – The International Organization for Standardization (ISO) date format yyyy-mm-dd is used. This is the default. • SQL_FMT_USA – The United States date format mm/dd/yyyy is used. • SQL_FMT_EUR – The European date format dd.mm.yyyy is used. • SQL_FMT_JIS – The Japanese Industrial Standard date format yyyy-mm-dd is used. • SQL_FMT_MDY – The date format mm/dd/yy is used. • SQL_FMT_DMY – The date format dd/mm/yy is used. • SQL_FMT_YMD – The date format yy/mm/dd is used. • SQL_FMT_JUL – The Julian date format yy/ddd is used. • SQL_FMT_JOB – The job default is used.

SQLSetConnectAttr

Table 147. Connect options (continued)

<i>fAttr</i>	Contents
SQL_ATTR_DATE_SEP	<p>A 32-bit integer value:</p> <ul style="list-style-type: none">• SQL_SEP_SLASH – A slash (/) is used as the date separator. This is the default.• SQL_SEP_DASH – A dash (-) is used as the date separator.• SQL_SEP_PERIOD – A period (.) is used as the date separator.• SQL_SEP_COMMA – A comma (,) is used as the date separator.• SQL_SEP_BLANK – A blank is used as the date separator.• SQL_SEP_JOB – The job default is used. <p>Separators only apply to the following SQL_ATTR_DATE_FMT attribute types:</p> <ul style="list-style-type: none">• SQL_FMT_MDY• SQL_FMT_DMY• SQL_FMT_YMD• SQL_FMT_JUL
SQL_ATTR_DBC_DEFAULT_LIB	A character value that indicates the default library that is used for resolving unqualified file references.
SQL_ATTR_DBC_SYS_NAMING	<p>A 32-bit integer value:</p> <ul style="list-style-type: none">• SQL_TRUE – DB2 for i5/OS CLI uses the i5/OS system naming mode. Files are qualified using the slash (/) delimiter. Unqualified files are resolved using the library list for the job.• SQL_FALSE – DB2 for i5/OS CLI uses the default naming mode, which is SQL naming. Files are qualified using the period (.) delimiter. Unqualified files are resolved using either the default library or the current user ID.

Table 147. Connect options (continued)

<i>fAttr</i>	Contents
SQL_ATTR_DECFLOAT_ROUNDING_MODE	<p>A 32-bit integer value:</p> <ul style="list-style-type: none"> • ROUND_CEILING • ROUND_DOWN • ROUND_FLOOR • ROUND_HALF_DOWN • ROUND_HALF_EVEN - This is the default. • ROUND_HALF_UP • ROUND_UP <p>Specifying this attribute causes the decimal floating point rounding mode to be set in the following manner:</p> <ul style="list-style-type: none"> • For a local non-server mode connection, the local job will use the specified rounding mode. • For a local server mode connection, the server job will use the specified rounding mode. • For a remote connection, the application requestor's job will use the rounding mode specified on the connection attribute. Additionally, a SET CURRENT DECFLOAT ROUNDING MODE statement will be sent to the application server to set the initial rounding mode there. <p>Applications should avoid setting the rounding mode using an SQL statement. Using the SET CURRENT DECFLOAT ROUNDING MODE statement will have no effect on the current connection if a local connection has been made. Executing the SQL statement for a remote connection will change the rounding mode for the application server, but will not affect the rounding mode in the application requestor job.</p>
SQL_ATTR_DECIMAL_SEP	<p>A 32-bit integer value:</p> <ul style="list-style-type: none"> • SQL_SEP_PERIOD – A period (.) is used as the decimal separator. This is the default. • SQL_SEP_COMMA – A comma (,) is used as the decimal separator. • SQL_SEP_JOB – The job default is used.
SQL_ATTR_EXTENDED_COL_INFO	<p>A 32-bit integer value:</p> <ul style="list-style-type: none"> • SQL_TRUE – Statement handles allocated against this connection handle can be used on SQLColAttribute() to retrieve extended column information, such as base table, base schema, base column, and label. • SQL_FALSE – Statement handles allocated against this connection handle cannot be used on the SQLColAttribute() function to retrieve extended column information. This is the default.
SQL_ATTR_EXTENDED_INDICATORS	<p>A 32-bit integer value:</p> <ul style="list-style-type: none"> • SQL_TRUE – Extended indicator support will be enabled. The user will be able to specify values to signify UNASSIGNED and DEFAULT on the SQLBindParameter API. • SQL_FALSE – Extended indicator support is not enabled. This is the default.

SQLSetConnectAttr

Table 147. Connect options (continued)

<i>fAttr</i>	Contents
SQL_ATTR_FREE_LOCATORS	An array of 32-bit integer values indicating the locators to be freed. The <i>sLen</i> parameter indicates the number of locators to be freed.
SQL_ATTR_HEX_LITERAL	A 32-bit integer value: <ul style="list-style-type: none"> • SQL_HEX_IS_CHAR – Hexadecimal constants are treated as character data. This is the default. • SQL_HEX_IS_BINARY – Hexadecimal constants are treated as binary data.
SQL_ATTR_INFO_ACCTSTR	<p>A character value used to identify the client accounting string that is sent to the host database server at connect time. DB2 for i5/OS servers support a length of up to 255 characters.</p> <p>When the value is being set, some servers might not handle the entire length provided and might truncate the value.</p> <p>To ensure that the data is converted correctly when transmitted to a host system, use only the characters A to Z, 0 to 9, and the underscore (_) or period (.).</p>
SQL_ATTR_INFO_APPLNAME	<p>A character value used to identify the client application name that is sent to the host database server at connect time. DB2 for i5/OS servers support a length of up to 255 characters.</p> <p>When the value is being set, some servers might not handle the entire length provided and might truncate the value.</p> <p>To ensure that the data is converted correctly when transmitted to a host system, use only the characters A to Z, 0 to 9, and the underscore (_) or period (.).</p>
SQL_ATTR_INFO_PROGRAMID	<p>A character value used to identify the client program name that is sent to the host database server at connect time. DB2 for i5/OS servers support a length of up to 255 characters.</p> <p>When the value is being set, some servers might not handle the entire length provided and might truncate the value.</p> <p>To ensure that the data is converted correctly when transmitted to a host system, use only the characters A to Z, 0 to 9, and the underscore (_) or period (.).</p>

Table 147. Connect options (continued)

<i>fAttr</i>	Contents
SQL_ATTR_INFO_USERID	<p>A character value used to identify the client user-id that is sent to the host database server at connect time. DB2 for i5/OS servers support a length of up to 255 characters.</p> <p>When the value is being set, some servers might not handle the entire length provided and might truncate the value.</p> <p>This user-id is not to be confused with the authentication user-id. This user-id is for identification purposes only and is not used for any authorization.</p> <p>To ensure that the data is converted correctly when transmitted to a host system, use only the characters A to Z, 0 to 9, and the underscore (_) or period (.</p>
SQL_ATTR_INFO_WRKSTNNAME	<p>A character value used to identify the client workstation name that is sent to the host database server at connect time. DB2 for i5/OS servers support a length of up to 255 characters.</p> <p>When the value is being set, some servers might not handle the entire length provided and might truncate the value.</p> <p>To ensure that the data is converted correctly when transmitted to a host system, use only the characters A to Z, 0 to 9, and the underscore (_) or period (.</p>
SQL_ATTR_MAX_PRECISION	<p>An integer constant that is the maximum precision (length) that should be returned for the result data types. The value can be 31 or 63.</p>
SQL_ATTR_MAX_SCALE	<p>An integer constant that is the maximum scale (number of decimal positions to the right of the decimal point) that should be returned for the result data types. The value can range from 0 to the maximum precision.</p>
SQL_ATTR_MIN_DIVIDE_SCALE	<p>Specify the minimum divide scale (number of decimal positions to the right of the decimal point) that should be returned for the result data types resulting from a divide operation. The value can range from 0 to 9, not to exceed the maximum scale. If 0 is specified, minimum divide scale is not used.</p>
SQL_ATTR_OLD_MTADTA_BEHAVIOR	<p>A 32-bit integer value:</p> <ul style="list-style-type: none"> • SQL_TRUE – Run with the internal implementation for meta-data APIs as defined before V6R1M0. Compatibility with other DB2 CLI meta-data APIs is not guaranteed if this option is set. This is not recommended. • SQL_FALSE – Run with the new internal implementation for meta-data APIs. This is the default. <p>Meta-data APIs are functions that query the DB2 catalogs such as SQLTables, SQLColumns, and SQLStatistics. See “Compatibility changes” on page 2 to see what incompatibilities were corrected with the new meta-data behavior.</p>

SQLSetConnectAttr

Table 147. Connect options (continued)

<i>fAttr</i>	Contents
SQL_ATTR_QUERY_OPTIMIZE_GOAL	<p>A 32-bit integer value that tells the optimizer to behave in a specified way when processing a query:</p> <ul style="list-style-type: none"> • SQL_FIRST_IO – All queries are optimized with the goal of returning the first page of output as fast as possible. This goal works well when the output is controlled by a user who is most likely to cancel the query after viewing the first page of output data. Queries coded with an OPTIMIZE FOR nnn ROWS clause honor the goal specified by the clause. • SQL_ALL_IO – All queries are optimized with the goal of running the entire query to completion in the shortest amount of elapsed time. This is a good option when the output of a query is being written to a file or report, or the interface is queuing the output data. Queries coded with an OPTIMIZE FOR nnn ROWS clause honor the goal specified by the clause. This is the default.
SQL_ATTR_TIME_FMT	<p>A 32-bit integer value:</p> <ul style="list-style-type: none"> • SQL_FMT_ISO – The International Organization for Standardization (ISO) time format hh.mm.ss is used. This is the default. • SQL_FMT_USA – The United States time format hh:mmxx is used, where xx is AM or PM. • SQL_FMT_EUR – The European time format hh.mm.ss is used. • SQL_FMT_JIS – The Japanese Industrial Standard time format hh:mm:ss is used. • SQL_FMT_HMS – The hh:mm:ss format is used.
SQL_ATTR_TIME_SEP	<p>A 32-bit integer value:</p> <ul style="list-style-type: none"> • SQL_SEP_COLON – A colon (:) is used as the time separator. This is the default. • SQL_SEP_PERIOD – A period (.) is used as the time separator. • SQL_SEP_COMMA – A comma (,) is used as the time separator. • SQL_SEP_BLANK – A blank is used as the time separator. • SQL_SEP_JOB – The job default is used.

Table 147. Connect options (continued)

<i>fAttr</i>	Contents
SQL_ATTR_TXN_EXTERNAL	<p>A 32-bit integer value that must be SQL_TRUE to enable the use of XA transaction setting in the CLI connection. SQL_ATTR_TXN_EXTERNAL must be set to SQL_TRUE to use the XA transaction options by the SQL_ATTR_TXN_INFO connection attribute.</p> <p>The default is SQL_FALSE, which is not to enable XA transaction support. However, as soon as transaction support is enabled for the connection, it cannot be disabled. (Attempting to set SQL_ATTR_TXN_EXTERNAL to SQL_FALSE results in a CLI error.)</p> <p>Further information as well as an example of use of the SQL_ATTR_TXN_EXTERNAL connection attribute can be found in “Example: Using the CLI XA transaction connection attributes” on page 304.</p>

SQLSetConnectAttr

Table 147. Connect options (continued)

<i>fAttr</i>	Contents
SQL_ATTR_TXN_INFO	<p>A 32-bit integer value:</p> <ul style="list-style-type: none"> • SQL_TXN_CREATE – Create and start a transaction. This parallels the xa_start(TMNOFLAGS) XA option. • SQL_TXN_END – End the specified transaction. The user is responsible to commit or roll back the work. This parallels the xa_end(TMSUCCESS) XA option. • SQL_TXN_END_FAIL – End the specified transaction and mark the transaction as rollback required. This parallels the xa_end(TMFAIL) XA option. • SQL_TXN_CLEAR – Suspend the transaction to work on a different transaction. This parallels the xa_end(TMSUSPEND) XA option. • SQL_TXN_FIND – Find, retrieve, and use the nonsuspended transaction specified in vParam for the current connection. This allows work to continue on the open cursors for the previously nonsuspended transaction. This parallels the xa_start(TMJOIN) XA option. • SQL_TXN_RESUME – Find, retrieve, and use the suspended transaction specified in vParam for the current connection. This allows work to continue on the open cursors for the previously suspended transaction. This parallels the xa_start(TMRESUME) XA option. <p>Use of this connection attribute requires the user to be running in server mode. Keep in mind, a user cannot toggle between a non-server mode and server mode environment.</p> <p>The input argument vParam must point to a TXN_STRUCT object. This structure can be found in the header file QSYSINC/h.SQLCLI.</p> <p>The xa_info argument for the xa_open XA API must include the THDCTL=C keyword and value when using CLI with XA transactions.</p> <p>See XA transaction support for commitment control in the Commitment control topic for more information about XA transactions.</p> <p>See XA APIs for more information.</p> <p>See “Example: Using the CLI XA transaction connection attributes” on page 304 for more information and an example that shows how you can use the SQL_ATTR_TXN_INFO connection attribute.</p> <p>When running XA calls through CLI, the return codes from CLI reflect the XA return code specifications. These values can be found in the XA specification documentation, as well as in the XA.h include file. Note that the return code values that are listed in the XA include file take precedence over the CLI return code values when calling XA through this connection attribute.</p>

Table 147. Connect options (continued)

<i>fAttr</i>	Contents
SQL_ATTR_UCS2	A 32-bit integer value: <ul style="list-style-type: none"> • SQL_TRUE – When using statement handles allocated against this connection handle for SQLPrepare() and SQLExecDirect(), the statement text is passed in the UCS-2 (Unicode) coded character set identifier (CCSID). • SQL_FALSE – When using statement handles allocated against this connection handle for SQLPrepare() and SQLExecDirect(), the statement text is passed in the job's CCSID. This is the default.
SQL_ATTR_SAVEPOINT_NAME	A character value that indicates the savepoint name to be used by SQLEndTran() on the functions SQL_SAVEPOINT_NAME_ROLLBACK or SQL_SAVEPOINT_NAME_RELEASE.

Return codes

- SQL_SUCCESS
- SQL_SUCCESS_WITH_INFO
- SQL_ERROR
- SQL_INVALID_HANDLE

Diagnostics

Table 148. SQLSetConnectAttr SQLSTATEs

SQLSTATE	Description	Explanation
HY001	Memory allocation failure	The driver is unable to allocate memory required to support the processing or completion of the function.
HY009	Argument value that is not valid	Given the <i>fAttr</i> value, a value that is not valid is specified for the argument <i>vParam</i> . An <i>fAttr</i> that is not valid value is specified.

References

- “SQLSetConnectOption - Set connection option” on page 226
- “SQLSetStmtOption - Set statement option” on page 246

SQLSetConnectOption

SQLSetConnectOption - Set connection option

SQLSetConnectOption() has been deprecated and replaced with SQLSetConnectAttr(). Although this version of DB2 for i5/OS CLI continues to support SQLSetConnectOption(), it is recommended that you begin using SQLSetConnectAttr() in your DB2 for i5/OS CLI programs so that they conform to the latest standards.

SQLSetConnectOption() sets connection attributes for a particular connection.

Unicode (UTF-16) equivalent: This function can also be used with the Unicode (UTF-16) character set. The corresponding Unicode function is SQLSetConnectOptionW(). Refer to “Unicode in DB2 CLI” on page 299 for more information about Unicode support for DB2 CLI.

Syntax

```
SQLRETURN SQLSetConnectOption (SQLHDBC hdbc,  
                               SQLSMALLINT fOption,  
                               SQLPOINTER vParam);
```

Function arguments

Table 149. SQLSetConnectOption arguments

Data type	Argument	Use	Description
SQLHDBC	<i>hdbc</i>	Input	Connection handle.
SQLSMALLINT	<i>fOption</i>	Input	Connect option to set, refer to Table 147 on page 216 for more information.
SQLPOINTER	<i>vParam</i>	Input	Value associated with <i>fOption</i> . Depending on the option, this can be a pointer to a 32-bit integer value, or a character string.

Usage

The SQLSetConnectOption() provides many of the same attribute functions as SQLSetConnectAttr() before V5R3. However, SQLSetConnectOption() has since been deprecated, and support for all new attribute functions has gone into SQLSetConnectAttr(). Users should migrate to the nondeprecated interface.

All connection and statement options set through the SQLSetConnectOption() persist until SQLFreeConnect() is called or the next SQLSetConnectOption() call.

The format of information set through *vParam* depends on the specified *fOption*. The option information can be either a 32-bit integer or a pointer to a null-terminated character string.

Refer to Table 147 on page 216 for the appropriate connect options.

Note: Because SQLSetConnectOption() has been deprecated, not all the options listed in the table are supported.

Return codes

- SQL_SUCCESS
- SQL_SUCCESS_WITH_INFO
- SQL_ERROR
- SQL_INVALID_HANDLE

Diagnostics

Table 150. SQLSetConnectOption SQLSTATES

SQLSTATE	Description	Explanation
HY001	Memory allocation failure	The driver is unable to allocate memory required to support the processing or completion of the function.
HY009	Argument value that is not valid	Given the <i>fOption</i> value, a value that is not valid is specified for the argument <i>vParam</i> . A <i>fOption</i> value that is not valid is specified.
HYC00	Driver not capable	The specified <i>fOption</i> is not supported by DB2 for i5/OS CLI or the data source. Given the specified <i>fOption</i> value, the value specified for the argument <i>vParam</i> is not supported.

References

“SQLSetConnectAttr - Set a connection attribute” on page 216

SQLSetCursorName

SQLSetCursorName - Set cursor name

SQLSetCursorName() associates a cursor name with the statement handle. This function is optional because DB2 for i5/OS CLI implicitly generates a cursor name when needed.

| Unicode (UTF-16) equivalent: This function can also be used with the Unicode (UTF-16) character set. The
| corresponding Unicode function is SQLSetCursorNameW(). Refer to “Unicode in DB2 CLI” on page 299
| for more information about Unicode support for DB2 CLI.

Syntax

```
SQLRETURN SQLSetCursorName (SQLHSTMT      hstmt,  
                             SQLCHAR       *szCursor,  
                             SQLSMALLINT   cbCursor);
```

Function arguments

Table 151. SQLSetCursorName arguments

Data type	Argument	Use	Description
SQLHSTMT	<i>hstmt</i>	Input	Statement handle.
SQLCHAR *	<i>szCursor</i>	Input	Cursor name.
SQLSMALLINT	<i>cbCursor</i>	Input	Length of contents of <i>szCursor</i> argument.

Usage

| DB2 for i5/OS CLI always generates and uses an internally generated cursor name when a SELECT
| statement is prepared or executed directly. SQLSetCursorName() allows an application-defined cursor
| name to be used in an SQL statement (a Positioned UPDATE or DELETE). DB2 for i5/OS CLI maps this
| name to an internal name. SQLSetCursorName() must be called before an internal name is generated. The
| name remains associated with the statement handle, until the handle is dropped. The name also remains
| after the transaction has ended, but at this point SQLSetCursorName() can be called to set a different name
| for this statement handle.

Cursor names must follow the following rules:

- All cursor names within the connection must be unique.
- | • Each cursor name must be less than or equal to 128 characters in length. Any attempt to set a cursor
| name longer than 128 characters results in an SQL0504 error.
- Because a cursor name is considered an identifier in SQL, it must begin with an English letter (a-z,
A-Z) followed by any combination of digits (0-9), English letters or the underscore character (_).
- Unless the input cursor name is enclosed in double quotation marks, all leading and trailing blanks
from the input cursor name string are removed.

Return codes

- SQL_SUCCESS
- SQL_ERROR
- SQL_INVALID_HANDLE

Diagnostics

Table 152. SQLSetCursorName SQLSTATEs

SQLSTATE	Description	Explanation
34000	Cursor name that is not valid	The cursor name specified by the argument <i>szCursor</i> is not valid. The cursor name either begins with "SQLCUR" or "SQL_CUR" or violates either the driver or the data source cursor naming rules (Must begin with a-z or A-Z followed by any combination of English letters, digits, or the '_' character. The cursor name specified by the argument <i>szCursor</i> exists.
58004	System error	Unrecoverable system error.
HY001	Memory allocation failure	The driver is unable to allocate memory required to support the processing or completion of the function.
HY009	Argument value that is not valid	<i>szCursor</i> is a null pointer. The argument <i>cbCursor</i> is less than 1, but not equal to SQL_NTS.
HY010	Function sequence error	The statement handle is not in allocated state. SQLPrepare() or SQLExecDirect() is called before SQLSetCursorName().
HY013 *	Memory management problem	The driver is unable to access memory required to support the processing or completion of the function.

References

"SQLGetCursorName - Get cursor name" on page 131

SQLSetDescField

SQLSetDescField - Set a descriptor field

SQLSetDescField() sets a field in a descriptor. SQLSetDescField() is a more extensible alternative to the SQLSetDescRec() function.

Unicode (UTF-16) equivalent: This function can also be used with the Unicode (UTF-16) character set. The corresponding Unicode function is SQLSetDescFieldW(). Refer to “Unicode in DB2 CLI” on page 299 for more information about Unicode support for DB2 CLI.

Syntax

```
SQLRETURN SQLSetDescField (SQLHDESC      hdesc,  
                           SQLSMALLINT   irec,  
                           SQLSMALLINT   fDescType,  
                           SQLPOINTER    rgbDesc,  
                           SQLINTEGER    bLen);
```

Function arguments

Table 153. SQLSetDescField arguments

Data type	Argument	Use	Description
SQLHDESC	<i>hdesc</i>	Input	Descriptor handle.
SQLSMALLINT	<i>irec</i>	Input	Record number from which the specified field is to be retrieved.
SQLSMALLINT	<i>fDescType</i>	Input	See Table 154.
SQLPOINTER	<i>rgbDesc</i>	Input	Pointer to buffer.
SQLINTEGER	<i>bLen</i>	Input	Length of descriptor buffer (<i>rgbDesc</i>).

Table 154. fDescType descriptor types

Descriptor	Type	Description
SQL_DESC_COUNT	SMALLINT	Set the number of records in the descriptor. <i>irec</i> is ignored.
SQL_DESC_DATA_PTR	SQLPOINTER	Set the data pointer field for <i>irec</i> .
SQL_DESC_DATETIME_INTERVAL_CODE	SMALLINT	Set the interval code for records with a type of SQL_DATETIME
SQL_DESC_INDICATOR_PTR	SQLPOINTER	Set the indicator pointer field for <i>irec</i> .
SQL_DESC_LENGTH_PTR	SQLPOINTER	Set the length pointer field for <i>irec</i> .
SQL_DESC_LENGTH	INTEGER	Set the length field of <i>irec</i> .
SQL_DESC_PRECISION	SMALLINT	Set the precision field of <i>irec</i> .
SQL_DESC_SCALE	SMALLINT	Set the scale field of <i>irec</i> .
SQL_DESC_TYPE	SMALLINT	Set the type field of <i>irec</i> .

Usage

Instead of requiring an entire set of arguments like SQLSetDescRec(), SQLSetDescField() specifies which attribute you want to set for a specific descriptor record.

Although SQLSetDescField() allows for future extensions, it requires more calls to set the same information than SQLSetDescRec() for each descriptor record.

Return codes

- SQL_SUCCESS
- SQL_SUCCESS_WITH_INFO
- SQL_ERROR
- SQL_INVALID_HANDLE

Diagnostics

Table 155. SQLGetDescField SQLSTATES

SQLSTATE	Description	Explanation
HY009	Argument value that is not valid	The value specified for the argument <i>fDescType</i> or <i>irec</i> is not valid. The argument <i>rgbValue</i> is a null pointer.
HY013 *	Memory management problem	The driver is unable to access memory required to support the processing or completion of the function.
HY021	Internal descriptor that is not valid	The internal descriptor cannot be addressed or allocated, or it contains a value that is not valid.

References

- “SQLBindCol - Bind a column to an application variable” on page 34
- “SQLDescribeCol - Describe column attributes” on page 81
- “SQLExecDirect - Execute a statement directly” on page 98
- “SQLExecute - Execute a statement” on page 100
- “SQLPrepare - Prepare a statement” on page 196

SQLSetDescRec

SQLSetDescRec - Set a descriptor record

SQLSetDescRec() sets all the attributes for a descriptor record. SQLSetDescRec() is a more concise alternative to the SQLDescField() function.

Syntax

```
SQLRETURN SQLSetDescRec (SQLHDESC      hdesc,  
                        SQLSMALLINT    irec,  
                        SQLSMALLINT    type,  
                        SQLSMALLINT    subtype,  
                        SQLINTEGER     length,  
                        SQLSMALLINT    prec,  
                        SQLSMALLINT    scale,  
                        SQLPOINTER     data,  
                        SQLINTEGER     *sLen,  
                        SQLINTEGER     *indic);
```

Function arguments

Table 156. SQLSetDescRec arguments

Data type	Argument	Use	Description
SQLDESC	<i>hdesc</i>	Input	Descriptor handle.
SQLSMALLINT	<i>irec</i>	Input	Record number within the descriptor.
SQLSMALLINT	<i>type</i>	Input	TYPE field for the record.
SQLSMALLINT	<i>subtype</i>	Input	DATETIME_INTERVAL_CODE field for records whose TYPE is SQL_DATETIME.
SQLINTEGER	<i>length</i>	Input	LENGTH field for the record.
SQLSMALLINT	<i>prec</i>	Input	PRECISION field for the record.
SQLSMALLINT	<i>scale</i>	Input	SCALE field for the record.
SQLPOINTER	<i>data</i>	Input (deferred)	DATA_PTR field for the record.
SQLINTEGER *	<i>sLen</i>	Input (deferred)	LENGTH_PTR field for the record.
SQLINTEGER *	<i>indic</i>	Input (deferred)	INDICATOR_PTR field for the record.

Usage

Calling SQLSetDescRec() sets all the fields in a descriptor record in one call.

Return codes

- SQL_SUCCESS
- SQL_SUCCESS_WITH_INFO
- SQL_ERROR
- SQL_INVALID_HANDLE

Diagnostics

Table 157. SQLSetDescRec SQLSTATEs

SQLSTATE	Description	Explanation
HY009	Argument value that is not valid	The value specified for the argument <i>irec</i> is less than 1. A value that is not valid for another argument is specified.

Table 157. SQLSetDescRec SQLSTATEs (continued)

SQLSTATE	Description	Explanation
HY016	Descriptor that is not valid	The descriptor handle referred to an implementation row descriptor.
HY021	Internal descriptor that is not valid	The internal descriptor cannot be addressed or allocated, or it contains a value that is not valid.

References

- “SQLBindCol - Bind a column to an application variable” on page 34
- “SQLDescribeCol - Describe column attributes” on page 81
- “SQLExecDirect - Execute a statement directly” on page 98
- “SQLExecute - Execute a statement” on page 100
- “SQLPrepare - Prepare a statement” on page 196

SQLSetEnvAttr

SQLSetEnvAttr - Set environment attribute

SQLSetEnvAttr() sets an environment attribute for the current environment.

Syntax

An environment attribute cannot be set if a connection handle has been allocated. In order for the attribute to apply to the entire CLI environment, the environment attributes must be in place before this initial connection is made. An HY010 error code is returned otherwise.

```
SQLRETURN SQLSetEnvAttr (SQLHENV    henv,  
                        SQLINTEGER  Attribute,  
                        SQLPOINTER  Value,  
                        SQLINTEGER  StringLength);
```

Function arguments

Table 158. SQLSetEnvAttr arguments

Data type	Argument	Use	Description
SQLHENV	<i>henv</i>	Input	Environment handle.
SQLINTEGER	<i>Attribute</i>	Input	Environment attribute to set. Refer to Table 159 for more information.
SQLPOINTER	<i>Value</i>	Input	Appropriate value for <i>Attribute</i> .
SQLINTEGER	<i>StringLength</i>	Input	Length of <i>Value</i> in bytes if the attribute value is a character string; if <i>Attribute</i> does not denote a string, then DB2 for i5/OS CLI ignores <i>StringLength</i> .

Usage

In environments where the current application may exist in the same job as other applications using CLI, connections attributes should be used instead of environment attributes. Otherwise, setting environment attributes may cause the other application to behave unexpectedly. Ideally, the only environment attributes that should be used are SQL_ATTR_ENVHNDL_COUNTER and SQL_ATTR_SERVER_MODE.

Table 159. Environment attributes

Attribute	Contents
SQL_ATTR_DATE_FMT	A 32-bit integer value: <ul style="list-style-type: none">• SQL_FMT_ISO – The International Organization for Standardization (ISO) date format yyyy-mm-dd is used. This is the default.• SQL_FMT_USA – The United States date format mm/dd/yyyy is used.• SQL_FMT_EUR – The European date format dd.mm.yyyy is used.• SQL_FMT_JIS – The Japanese Industrial Standard date format yyyy-mm-dd is used.• SQL_FMT_MDY – The date format mm/dd/yy is used.• SQL_FMT_DMY – The date format dd/mm/yy is used.• SQL_FMT_YMD – The date format yy/mm/dd is used.• SQL_FMT_JUL – The Julian date format yy/ddd is used.• SQL_FMT_JOB – The job default is used.

Table 159. Environment attributes (continued)

Attribute	Contents
SQL_ATTR_DATE_SEP	<p>A 32-bit integer value:</p> <ul style="list-style-type: none"> • SQL_SEP_SLASH – A slash (/) is used as the date separator. This is the default. • SQL_SEP_DASH – A dash (-) is used as the date separator. • SQL_SEP_PERIOD – A period (.) is used as the date separator. • SQL_SEP_COMMA – A comma (,) is used as the date separator. • SQL_SEP_BLANK – A blank is used as the date separator. • SQL_SEP_JOB – The job default is used. <p>Separators only apply to the following SQL_ATTR_DATE_FMT attribute types:</p> <ul style="list-style-type: none"> • SQL_FMT_MDY • SQL_FMT_DMY • SQL_FMT_YMD • SQL_FMT_JUL
SQL_ATTR_DECIMAL_SEP	<p>A 32-bit integer value:</p> <ul style="list-style-type: none"> • SQL_SEP_PERIOD – A period (.) is used as the decimal separator. This is the default. • SQL_SEP_COMMA – A comma (,) is used as the decimal separator. • SQL_SEP_JOB – The job default is used.
SQL_ATTR_DEFAULT_LIB	<p>A character value that indicates the default library that is used for resolving unqualified file references.</p>
SQL_ATTR_ENVHNDL_COUNTER	<p>A 32-bit integer value:</p> <ul style="list-style-type: none"> • SQL_FALSE – DB2 for i5/OS CLI does not count the number of times the environment handle is allocated. Therefore, the first call to free the environment handle and all associated resources. • SQL_TRUE – DB2 for i5/OS CLI keeps a counter of the number of times the environment handle is allocated. Each time the environment handle is freed, the counter is decremented. Only when the counter reaches zero does the DB2 for i5/OS CLI actually free the handle and all associated resources. This allows nested calls to programs using the CLI that allocate and free the CLI environment handle.
SQL_ATTR_ESCAPE_CHAR	<p>A character value that indicates the escape character to be used when specifying a search pattern in either SQLColumns() or SQLTables().</p> <p>SQL_ATTR_ESCAPE_CHAR is only honored if the connection attribute SQL_ATTR_OLD_MTADTA_BEHAVIOR is set to SQL_TRUE.</p>

SQLSetEnvAttr

Table 159. Environment attributes (continued)

Attribute	Contents
SQL_ATTR_FOR_FETCH_ONLY	<p>A 32-bit integer value:</p> <ul style="list-style-type: none">• SQL_TRUE – Cursors are read-only and cannot be used for positioned update or delete operations. This is the default.• SQL_FALSE – Cursors can be used for positioned updates or delete operations. <p>The attribute SQL_ATTR_FOR_FETCH_ONLY can also be set for individual statements using SQLSetStmtAttr().</p>
SQL_ATTR_INCLUDE_NULL_IN_LEN	<p>A 32-bit integer value:</p> <ul style="list-style-type: none">• SQL_TRUE – If a null terminator exists, it will be included in the length value that is returned for output character information. To include the null terminator in the actual output string, the environment attribute SQL_ATTR_OUTPUT_NTS must be set to SQL_TRUE. This is the default.• SQL_FALSE – The null terminator, even if it exists, will not be included in the length value that is returned for output character information.
SQL_ATTR_JOB_SORT_SEQUENCE	<p>A 32-bit integer value:</p> <ul style="list-style-type: none">• SQL_TRUE – DB2 for i5/OS CLI uses the sort sequence that has been set for the job.• SQL_FALSE – DB2 for i5/OS CLI uses the default sort sequence, which is *HEX.
SQL_ATTR_OUTPUT_NTS	<p>A 32-bit integer value:</p> <ul style="list-style-type: none">• SQL_TRUE – DB2 for i5/OS CLI uses null termination to indicate the length of output character strings. This is the default.• SQL_FALSE – DB2 for i5/OS CLI does not use null termination. <p>The CLI functions affected by this attribute are all functions called for the environment (and for any connections allocated under the environment) that have character string parameters.</p>
SQL_ATTR_REQUIRE_PROFILE	<p>A 32-bit integer value:</p> <ul style="list-style-type: none">• SQL_TRUE – If in server mode, then a profile and password are required when running SQLConnect() and SQLDriverConnect() functions.• SQL_FALSE – If profile is omitted on the SQLConnect() or SQLDriverConnect() function, then connection is made using current user profile. This is the default.

Table 159. Environment attributes (continued)

Attribute	Contents
SQL_ATTR_SERVER_MODE	<p>A 32-bit integer value:</p> <ul style="list-style-type: none"> • SQL_FALSE – DB2 for i5/OS CLI processes the SQL statements of all connections within the same job. All changes compose a single transaction. This is the default mode of processing. • SQL_TRUE – DB2 for i5/OS CLI processes the SQL statements of each connection in a separate job. This allows multiple connections to the same data source, possibly with different user IDs for each connection. It also separates the changes made under each connection handle into its own transaction. This allows each connection handle to be committed or rolled back, without impacting pending changes made under other connection handles. See “Running DB2 for i5/OS CLI in server mode” on page 298 for more information.
SQL_ATTR_SYS_NAMING	<p>A 32-bit integer value:</p> <ul style="list-style-type: none"> • SQL_TRUE – DB2 for i5/OS CLI uses the i5/OS system naming mode. Files are qualified using the slash (/) delimiter. Unqualified files are resolved using the library list for the job. • SQL_FALSE – DB2 for i5/OS CLI uses the default naming mode, which is SQL naming. Files are qualified using the period (.) delimiter. Unqualified files are resolved using either the default library or the current user ID.
SQL_ATTR_TIME_FMT	<p>A 32-bit integer value:</p> <ul style="list-style-type: none"> • SQL_FMT_ISO – The International Organization for Standardization (ISO) time format hh.mm.ss is used. This is the default. • SQL_FMT_USA – The United States time format hh:mmxx is used, where xx is a.m. or p.m. • SQL_FMT_EUR – The European time format hh.mm.ss is used. • SQL_FMT_JIS – The Japanese Industrial Standard time format hh:mm:ss is used. • SQL_FMT_HMS – The hh:mm:ss format is used.
SQL_ATTR_TIME_SEP	<p>A 32-bit integer value:</p> <ul style="list-style-type: none"> • SQL_SEP_COLON – A colon (:) is used as the time separator. This is the default. • SQL_SEP_PERIOD – A period (.) is used as the time separator. • SQL_SEP_COMMA – A comma (,) is used as the time separator. • SQL_SEP_BLANK – A blank is used as the time separator. • SQL_SEP_JOB – The job default is used.

SQLSetEnvAttr

Table 159. Environment attributes (continued)

Attribute	Contents
SQL_ATTR_TRUNCATION_RTNC	A 32-bit integer value: <ul style="list-style-type: none">• SQL_TRUE – CLI returns SQL_SUCCESS_WITH_INFO in the SQLFetch() and SQLFetchScroll() return codes if truncation occurs.• SQL_FALSE – CLI does not return SQL_SUCCESS_WITH_INFO in the SQLFetch() and SQLFetchScroll() return codes if truncation occurs. This is the default.
SQL_ATTR_UTF8	A 32-bit integer value: <ul style="list-style-type: none">• SQL_FALSE – Character data is treated as being in the default job coded character set identifier (CCSID). This is the default.• SQL_TRUE – Character data is treated as being in the UTF-8 CCSID (1208).

Return codes

- SQL_SUCCESS
- SQL_SUCCESS_WITH_INFO
- SQL_ERROR
- SQL_INVALID_HANDLE

Diagnostics

Table 160. SQLSetEnvAttr SQLSTATEs

SQLSTATE	Description	Explanation
HY009	Parameter value that is not valid	The specified <i>Attribute</i> is not supported by DB2 for i5/OS CLI. Given specified <i>Attribute</i> value, the value specified for the argument <i>Value</i> is not supported. The argument <i>pValue</i> is a null pointer.
HY010	Function sequence error	Connection handles are already allocated.

SQLSetParam - Set parameter

SQLSetParam() has been deprecated and replaced by SQLBindParameter(). Although this version of DB2 for i5/OS CLI continues to support SQLSetParam(), it is recommended that you begin using SQLBindParameter() in your DB2 for i5/OS CLI programs so that they conform to the latest standards.

SQLSetParam() associates (binds) an application variable to a parameter marker in an SQL statement. When the statement is processed, the contents of the bound variables are sent to the database server. This function is also used to specify any required data conversion.

Syntax

```
SQLRETURN SQLSetParam (SQLHSTMT      hstmt,
                      SQLSMALLINT    ipar,
                      SQLSMALLINT    fCType,
                      SQLSMALLINT    fSqlType,
                      SQLINTEGER     cbParamDef,
                      SQLSMALLINT    ibScale,
                      SQLPOINTER     rgbValue,
                      SQLINTEGER     *pcbValue);
```

References

“SQLBindParameter - Bind a parameter marker to a buffer” on page 50

SQLSetStmtAttr

SQLSetStmtAttr - Set a statement attribute

SQLSetStmtAttr() sets an attribute of a specific statement handle. To set an option for all statement handles associated with a connection handle, the application can call SQLSetConnectOption().

Unicode (UTF-16) equivalent: This function can also be used with the Unicode (UTF-16) character set. The corresponding Unicode function is SQLSetStmtAttrW(). Refer to “Unicode in DB2 CLI” on page 299 for more information about Unicode support for DB2 CLI.

Syntax

```
SQLRETURN SQLSetStmtAttr (SQLHSTMT      hstmt,  
                          SQLINTEGER    fAttr,  
                          SQLPOINTER    vParam,  
                          SQLINTEGER    sLen);
```

Function arguments

Table 161. SQLSetStmtAttr arguments

Data type	Argument	Use	Description
SQLHSTMT	<i>hstmt</i>	Input	Statement handle.
SQLINTEGER	<i>fAttr</i>	Input	Attribute to set. Refer to Table 162 for the list of settable statement attributes.
SQLPOINTER	<i>vParam</i>	Input	Value associated with <i>fAttr</i> . <i>vParam</i> can be a 32-bit integer value or a character string.
SQLINTEGER	<i>sLen</i>	Input	Length of data if data is a character string; otherwise, unused.

Usage

Statement options for an *hstmt* remain in effect until they are changed by another call to SQLSetStmtAttr() or the *hstmt* is dropped by calling SQLFreeStmt() with the SQL_DROP option. Calling SQLFreeStmt() with the SQL_CLOSE, SQL_UNBIND, or SQL_RESET_PARAMS options does not reset the statement options.

The format of information set through *vParam* depends on the specified *fOption*. The format of each is noted in Table 162.

Table 162. Statement attributes

<i>fAttr</i>	Contents
SQL_ATTR_APP_PARAM_DESC	<i>VParam</i> must be a descriptor handle. The specified descriptor serves as the application parameter descriptor for later calls to SQLExecute() and SQLExecDirect() on the statement handle.
SQL_ATTR_APP_ROW_DESC	<i>VParam</i> must be a descriptor handle. The specified descriptor serves as the application row descriptor for later calls to SQLFetch() on the statement handle.

Table 162. Statement attributes (continued)

<i>fAttr</i>	Contents
SQL_ATTR_BIND_TYPE	<p>This specifies whether row-wise or column-wise binding is used.</p> <ul style="list-style-type: none"> • SQL_BIND_BY_ROW – Binding is row-wise. This is the default. When using row-wise binding for a multiple row fetch, all of the data for a row is returned in contiguous storage, followed by the data for the next row, and so on. • SQL_BIND_BY_COLUMN – Binding is column-wise. When using column-wise binding for a multiple row fetch, all of the data for each column is returned in contiguous storage. The storage for each column need not be contiguous. A different address is provided by the user for each column in the result set, and it is the responsibility of the user to ensure that each address has space for all the data to be retrieved.
SQL_ATTR_CURSOR_HOLD	<p>A 32-bit integer value that specifies if cursors opened for this statement handle should be held.</p> <ul style="list-style-type: none"> • SQL_FALSE – An open cursor for this statement handle is closed on a commit or rollback operation. This is the default. • SQL_TRUE – An open cursor for this statement handle is not closed on a commit or rollback operation.
SQL_ATTR_CURSOR_SCROLLABLE	<p>A 32-bit integer value that specifies if cursors opened for this statement handle should be scrollable.</p> <ul style="list-style-type: none"> • SQL_FALSE – Cursors are not scrollable, and SQLFetchScroll() cannot be used against them. This is the default. • SQL_TRUE – Cursors are scrollable. SQLFetchScroll() can be used to retrieve data from these cursors.
SQL_ATTR_CURSOR_SENSITIVITY	<p>A 32-bit integer value that specifies whether cursors opened for this statement handle make visible the changes made to the result set by another cursor. See DECLARE CURSOR for a more precise definition of the following options:</p> <ul style="list-style-type: none"> • SQL_UNSPECIFIED – Cursors on the statement handle might make visible none, some, or all such changes depending on the cursor type. This is the default. • SQL_INSENSITIVE – All valid cursors on the statement handle show the result set without reflecting any changes made to it by any other cursor. • SQL_SENSITIVE – All valid cursors on the statement handle make visible all changes made to a result by another cursor.

SQLSetStmtAttr

Table 162. Statement attributes (continued)

<i>fAttr</i>	Contents
SQL_ATTR_CURSOR_TYPE	<p>A 32-bit integer value that specifies the behavior of cursors opened for this statement handle.</p> <ul style="list-style-type: none"> • SQL_CURSOR_FORWARD_ONLY – Cursors are not scrollable, and the <code>SQLFetchScroll()</code> function cannot be used against them. This is the default. • SQL_CURSOR_DYNAMIC – Cursors are scrollable except for insensitive cursor sensitivity. The <code>SQLFetchScroll()</code> function can be used to retrieve data from these cursors. • SQL_CURSOR_STATIC – Cursors are scrollable except for sensitive cursor sensitivity. The <code>SQLFetchScroll()</code> function can be used to retrieve data from these cursors.
SQL_ATTR_EXTENDED_COL_INFO	<p>A 32-bit integer value that specifies if cursors opened for this statement handle should provide extended column information.</p> <ul style="list-style-type: none"> • SQL_FALSE – This statement handle cannot be used on the <code>SQLColAttribute()</code> function to retrieve extended column information. This is the default. Setting this attribute at the statement level overrides the connection level setting of the attribute. • SQL_TRUE – This statement handle can be used on the <code>SQLColAttribute()</code> function to retrieve extended column information, such as base table, base schema, base column, and label.
SQL_ATTR_FOR_FETCH_ONLY	<p>A 32-bit integer value that specifies whether cursors opened for this statement handle should be read only:</p> <ul style="list-style-type: none"> • SQL_TRUE – Cursors are read-only and cannot be used for positioned update or delete operations. This is the default unless <code>SQL_ATTR_FOR_FETCH_ONLY</code> environment has been set to <code>SQL_FALSE</code>. • SQL_FALSE – Cursors can be used for positioned update or delete operations.
SQL_ATTR_FULL_OPEN	<p>A 32-bit integer value that specifies if cursors opened for this statement handle should be full open operations.</p> <ul style="list-style-type: none"> • SQL_FALSE – Opening a cursor for this statement handle might use a cached cursor for performance reasons. This is the default. • SQL_TRUE – Opening a cursor for this statement handle always forces a full open operation of a new cursor.
SQL_ATTR_NUMBER_RESULTSET_ROWS_PTR	<p>A 32-bit integer * value the points to a buffer which contains the total number of rows available from the result set. This attribute will only return a valid result if the cursor sensitivity is insensitive and the cursor type is static. Without these settings, the returned result will be zero. This value is set after a successful call to <code>SQLExecute()</code> or <code>SQLExecDirect()</code>.</p>

Table 162. Statement attributes (continued)

<i>fAttr</i>	Contents
SQL_ATTR_PARAM_BIND_TYPE	<p>A 32-bit integer value:</p> <ul style="list-style-type: none"> • SQL_BIND_BY_ROW - Binding is row-wise. This is the default. When using row-wise binding for a multiple row fetch, all of the data for a row is returned in contiguous storage, followed by the data for the next row, and so on. • SQL_BIND_BY_COLUMN - Binding is column-wise. When using column-wise binding for a multiple row fetch, all of the data for each column is returned in contiguous storage. The storage for each column need not be contiguous. A different address is provided by the user for each column in the result set, and it is the responsibility of the user to ensure that each address has space for all the data to be retrieved.
SQL_ATTR_PARAM_STATUS_PTR	<p>A 32-bit integer * value that points to an array of values containing status information for each row of parameter values. The status values are set after a call to <code>SQLExecDirect()</code> or <code>SQLExecute()</code>. This field is used only if <code>SQL_ATTR_PARAMSET_SIZE</code> is greater than 1. The following status values can be returned.</p> <ul style="list-style-type: none"> • SQL_PARAM_SUCCESS: The SQL statement was successfully executed for this set of parameters. • SQL_PARAM_SUCCESS_WITH_INFO: The SQL statement was successfully executed for this set of parameters; however, warning information was returned. • SQL_PARAM_ERROR: There was an error in processing this set of parameters. • SQL_PARAM_UNUSED: The parameter that was set is unused. This can occur if a previously set parameter caused an error which aborted further processing. • SQL_PARAM_DIAG_UNAVAILABLE: This is not currently set by DB2 CLI. <p>This statement attribute can be set to a null pointer, in which case DB2 CLI does not return parameter status values.</p>
SQL_ATTR_PARAMS_PROCESSED_PTR	<p>A 32-bit integer * value that points to the current row number. As each row of parameters is processed this is set to the number of that row. If the call to <code>SQLExecDirect()</code> or <code>SQLExecute()</code> that fills in the <code>SQLINTEGER</code> buffer pointed to by this attribute does not return <code>SQL_SUCCESS</code> or <code>SQL_SUCCESS_WITH_INFO</code>, the contents of the buffer are undefined.</p> <p>This statement attribute can be set to a null pointer, in which case DB2 CLI does not return the row number.</p>
SQL_ATTR_PARAMSET_SIZE	<p>A 32-bit integer value that specifies the number of values to be associated with each parameter marker. If this is greater than 1, the <i>rgbValue</i> argument in <code>SQLBindParameter()</code> points to an array of parameter values, and <i>pcbValue</i> points to an array of lengths. This is an alternative to setting a value size through the <code>SQLParamOptions()</code> API.</p>

SQLSetStmtAttr

Table 162. Statement attributes (continued)

<i>fAttr</i>	Contents
SQL_ATTR_ROW_BIND_TYPE	<p>A 32-bit integer value:</p> <ul style="list-style-type: none">• SQL_BIND_BY_ROW - Binding is row-wise. This is the default. When using row-wise binding for a multiple row fetch, all of the data for a row is returned in contiguous storage, followed by the data for the next row, and so on.• SQL_BIND_BY_COLUMN - Binding is column-wise. When using column-wise binding for a multiple row fetch, all the data for each column is returned in contiguous storage. The storage for each column need not be contiguous. A different address is provided by the user for each column in the result set, and it is the responsibility of the user to ensure that each address has space for all the data to be retrieved.
SQL_ATTR_ROW_STATUS_PTR	<p>A 16-bit SMALLINT * value that points to an array of status values at SQLFetchScroll(). The number of elements must equal the number of rows in the row set (as defined by the SQL_ROWSET_SIZE attribute). A status value SQL_ROW_SUCCESS for each row fetched is returned.</p> <p>If the number of rows fetched is less than the number of elements in the status array (that is, less than the row set size), the remaining status elements are set to SQL_ROW_NOROW. The number of rows fetched is returned in the output pointer. This can be set by the SQLSetStmtAttr attribute SQL_ATTR_ROWS_FETCHED_PTR.</p> <p>DB2 for i5/OS CLI cannot detect whether a row has been updated or deleted since the start of the fetch. Therefore, the following ODBC defined status values are not reported:</p> <ul style="list-style-type: none">• SQL_ROW_DELETED.• SQL_ROW_UPDATED.
SQL_ATTR_ROWS_FETCHED_PTR	<p>A 32-bit integer * value that points to a buffer that contains the number of rows actually fetched by SQLFetchScroll(). If an error occurs during processing, the pointer points to the ordinal position of the row (in the row set) that precedes the row where the error occurred. If an error occurs retrieving the first row, the pointer points to the value 0.</p>
SQL_ATTR_ROWSET_SIZE	<p>A 32-bit integer value that specifies the number of rows in the row set. This is the number of rows returned by each call to SQLExtendedFetch(). The default value is 1.</p>

Return codes

- SQL_SUCCESS
- SQL_ERROR
- SQL_INVALID_HANDLE

Diagnostics

Table 163. SQLStmtAttr SQLSTATEs

SQLSTATE	Description	Explanation
40003 *	Statement completion unknown	The communication link between the CLI and the data source fails before the function completes processing.
HY000	General error	An error occurred for which there is no specific SQLSTATE and for which no implementation defined SQLSTATE is defined. The error message returned by <code>SQLError</code> in the argument <code>szErrorMsg</code> describes the error and its cause.
HY001	Memory allocation failure	The driver is unable to allocate memory required to support the processing or completion of the function.
HY009	Argument value that is not valid	Given the specified <code>fAttr</code> value, a value that is not valid is specified for the argument <code>vParam</code> . An <code>fAttr</code> value that is not valid is specified. The argument <code>vParam</code> is a null pointer.
HY010	Function sequence error	The function is called out of sequence.
HYC00	Driver not capable	The driver or the data sources does not support the specified option.

References

- “SQLFetchScroll - Fetch from a scrollable cursor” on page 110
- “SQLSetStmtOption - Set statement option” on page 246

SQLSetStmtOption

SQLSetStmtOption - Set statement option

SQLSetStmtOption() has been deprecated and replaced with SQLSetStmtAttr(). Although this version of DB2 for i5/OS CLI continues to support SQLSetStmtOption(), it is recommended that you begin using SQLSetStmtAttr() in your DB2 for i5/OS CLI programs so that they conform to the latest standards.

SQLSetStmtOption() sets an attribute of a specific statement handle. To set an option for all statement handles associated with a connection handle, the application can call SQLSetConnectAttr(). See “SQLSetConnectAttr - Set a connection attribute” on page 216 for additional details.

- | Unicode (UTF-16) equivalent: This function can also be used with the Unicode (UTF-16) character set. The
- | corresponding Unicode function is SQLSetStmtOptionW(). Refer to “Unicode in DB2 CLI” on page 299
- | for more information about Unicode support for DB2 CLI.

Syntax

```
SQLRETURN SQLSetStmtOption (SQLHSTMT      hstmt,  
                             SQLSMALLINT   fOption,  
                             SQLPOINTER    vParam);
```

Function arguments

Table 164. SQLSetStmtOption arguments

Data type	Argument	Use	Description
SQLHSTMT	<i>hstmt</i>	Input	Statement handle.
SQLSMALLINT	<i>fOption</i>	Input	Option to set. Refer to Table 162 on page 240 for the list of settable statement options.
SQLPOINTER	<i>vParam</i>	Input	Value associated with <i>fOption</i> . <i>vParam</i> can be a pointer to a 32-bit integer value or a character string.

Usage

The SQLSetStmtOption() provides many of the same attribute functions as SQLSetStmtAttr() before V5R3. However, it has since been deprecated, and support for all new attribute functions has gone into SQLSetStmtAttr(). Users should migrate to the nondeprecated interface.

Statement options for an *hstmt* remain in effect until they are changed by another call to SQLSetStmtOption() or the *hstmt* is dropped by calling SQLFreeStmt() with the SQL_DROP option. Calling SQLFreeStmt() with the SQL_CLOSE, SQL_UNBIND, or SQL_RESET_PARAMS options does not reset statement options.

The format of information set through *vParam* depends on the specified *fOption*. The format of each is noted in Table 162 on page 240.

Refer to Table 162 on page 240 for the proper statement options.

Note: Because the SQLSetStmtOption() function has been deprecated, not all the options listed in the table are supported.”

Return codes

- SQL_SUCCESS
- SQL_ERROR
- SQL_INVALID_HANDLE

Diagnostics

Table 165. SQLStmtOption SQLSTATEs

SQLSTATE	Description	Explanation
40003 *	Statement completion unknown	The communication link between the CLI and the data source fails before the function completes processing.
HY000	General error	An error occurred for which there is no specific SQLSTATE and for which no implementation defined SQLSTATE is defined. The error message returned by <code>SQLError</code> in the argument <code>szErrorMsg</code> describes the error and its cause.
HY001	Memory allocation failure	The driver is unable to allocate memory required to support the processing or completion of the function.
HY009	Argument value that is not valid	Given the specified <code>fOption</code> value, a value that is not valid is specified for the argument <code>vParam</code> . A <code>fOption</code> that is not valid value is specified. The argument <code>szSchemaName</code> or <code>szTableName</code> is a null pointer.
HY010	Function sequence error	The function is called out of sequence.
HYC00	Driver not capable	The driver or the data sources does not support the specified option.

References

- “SQLSetConnectAttr - Set a connection attribute” on page 216
- “SQLSetStmtAttr - Set a statement attribute” on page 240

SQLSpecialColumns

SQLSpecialColumns - Get special (row identifier) columns

SQLSpecialColumns() returns unique row identifier information (primary key or unique index) for a table. For example, unique index or primary key information. The information is returned in an SQL result set, which can be retrieved using the same functions that are used to fetch a result set generated by a SELECT statement.

- | Unicode (UTF-16) equivalent: This function can also be used with the Unicode (UTF-16) character set. The corresponding Unicode function is SQLSpecialColumnsW(). Refer to “Unicode in DB2 CLI” on page 299
- | for more information about Unicode support for DB2 CLI.

Syntax

```
SQLRETURN SQLSpecialColumns (SQLHSTMT      hstmt,  
                             SQLSMALLINT   fColType,  
                             SQLCHAR       *szCatalogName,  
                             SQLSMALLINT   cbCatalogName,  
                             SQLCHAR       *szSchemaName,  
                             SQLSMALLINT   cbSchemaName,  
                             SQLCHAR       *szTableName,  
                             SQLSMALLINT   cbTableName,  
                             SQLSMALLINT   fScope,  
                             SQLSMALLINT   fNullable);
```

Function arguments

Table 166. SQLSpecialColumns arguments

Data type	Argument	Use	Description
SQLHSTMT	<i>hstmt</i>	Input	Statement handle.
SQLSMALLINT	<i>fColType</i>	Input	Reserved for future use to support additional types of special columns. This data type is currently ignored.
SQLCHAR *	<i>szCatalogName</i>	Input	Catalog qualifier of a three-part table name. This must be a null pointer or a zero length string.
SQLSMALLINT	<i>cbCatalogName</i>	Input	Length of <i>szCatalogName</i> . This must be a set to 0.
SQLCHAR *	<i>szSchemaName</i>	Input	Schema qualifier of the specified table.
SQLSMALLINT	<i>cbSchemaName</i>	Input	Length of <i>szSchemaName</i> .
SQLCHAR *	<i>szTableName</i>	Input	Table name.
SQLSMALLINT	<i>cbTableName</i>	Input	Length of <i>cbTableName</i> .

Table 166. SQLSpecialColumns arguments (continued)

Data type	Argument	Use	Description
SQLSMALLINT	<i>fScope</i>	Input	<p>Minimum required duration for which the unique row identifier is valid.</p> <p><i>fScope</i> must be one of the following values:</p> <ul style="list-style-type: none"> • SQL_SCOPE_CURROW - The row identifier is guaranteed to be valid only while positioned on that row. A later reselect using the same row identifier values might not return a row if the row is updated or deleted by another transaction. • SQL_SCOPE_TRANSACTION - The row identifier is guaranteed to be valid for the duration of the current transaction. • SQL_SCOPE_SESSION - The row identifier is guaranteed to be valid for the duration of the connection. <p>The duration over which a row identifier value is guaranteed to be valid depends on the current transaction isolation level. For information and scenarios involving isolation levels, refer to the IBM DB2 SQL reference.</p>
SQLSMALLINT	<i>fNullable</i>	Input	<p>This determines whether to return special columns that can have a NULL value.</p> <p>Must be one of the following values:</p> <ul style="list-style-type: none"> • SQL_NO_NULLS The row identifier column set returned cannot have any NULL values. • SQL_NULLABLE The row identifier column set returned can include columns where NULL values are permitted.

Usage

If multiple ways exist to uniquely identify any row in a table (for example, if there are multiple unique indexes on the specified table), then DB2 for i5/OS CLI returns the *best* set of row identifier columns based on its internal criterion.

If there is no column set that allows any row in the table to be uniquely identified, an empty result set is returned.

The unique row identifier information is returned in the form of a result set where each column of the row identifier is represented by one row in the result set. The result set returned by SQLSpecialColumns() has the following columns in the following order:

SQLSpecialColumns

Table 167. Columns returned by SQLSpecialColumns

Column number/name	Data type	Description
1 SCOPE	SMALLINT not NULL	Actual scope of the rowid. This contains one of the following values: <ul style="list-style-type: none"> SQL_SCOPE_CURROW SQL_SCOPE_TRANSACTION SQL_SCOPE_SESSION Refer to <i>fScope</i> in Table 166 on page 248 for a description of each value.
2 COLUMN_NAME	VARCHAR(128) not NULL	Name of the row identifier column.
3 DATA_TYPE	SMALLINT not NULL	SQL data type of the column.
4 TYPE_NAME	VARCHAR(128) not NULL	Database Management System (DBMS) character string represented of the name associated with DATA_TYPE column value.
5 COLUMN_SIZE	INTEGER	The precision of the column. NULL is returned for data types where precision is not applicable.
6 BUFFER_LENGTH	INTEGER	The length, in bytes, of the data returned in the default C type. For CHAR data types, this is the same as the value in the LENGTH_PRECISION column.
7 DECIMAL_DIGITS	SMALLINT	The scale of the column. NULL is returned for data types where scale is not applicable.
8 PSEUDO_COLUMN	SMALLINT	This indicates whether the column is a pseudo-column; DB2 for i5/OS CLI only returns: <ul style="list-style-type: none"> SQL_PC_NOT_PSEUDO

Return codes

- SQL_SUCCESS
- SQL_SUCCESS_WITH_INFO
- SQL_ERROR
- SQL_INVALID_HANDLE

Diagnostics

Table 168. SQLSpecialColumns SQLSTATEs

SQLSTATE	Description	Explanation
24000	Cursor state that is not valid	Cursor related information is requested, but no cursor is open.
40003 *	Statement completion unknown	The communication link between the CLI and the data source fails before the function completes processing.
HY001	Memory allocation failure	The driver is unable to allocate memory required to support the processing or completion of the function.
HY009	Argument length that is not valid	The value of one of the length arguments is less than 0, but not equal to SQL_NTS.

Table 168. SQLSpecialColumns SQLSTATEs (continued)

SQLSTATE	Description	Explanation
HY021	Internal descriptor that is not valid	The internal descriptor cannot be addressed or allocated, or it contains a value that is not valid.
HYC00	Driver not capable	The data source does not support the <i>catalog</i> portion (first part) of a three-part table name.

SQLStatistics

SQLStatistics - Get index and statistics information for a base table

SQLStatistics() retrieves index information for a given table. It also returns the cardinality and the number of pages associated with the table and the indexes on the table. The information is returned in a result set, which can be retrieved using the same functions that are used to fetch a result set generated by a SELECT statement.

Unicode (UTF-16) equivalent: This function can also be used with the Unicode (UTF-16) character set. The corresponding Unicode function is SQLStatisticsW(). Refer to “Unicode in DB2 CLI” on page 299 for more information about Unicode support for DB2 CLI.

Syntax

```
SQLRETURN SQLStatistics (SQLHSTMT      hstmt,
                        SQLCHAR        *szCatalogName,
                        SQLSMALLINT    cbCatalogName,
                        SQLCHAR        *szSchemaName,
                        SQLSMALLINT    cbSchemaName,
                        SQLCHAR        *szTableName,
                        SQLSMALLINT    cbTableName,
                        SQLSMALLINT    fUnique,
                        SQLSMALLINT    fAccuracy);
```

Function arguments

Table 169. SQLStatistics arguments

Data type	Argument	Use	Description
SQLHSTMT	<i>hstmt</i>	Input	Statement handle.
SQLCHAR *	<i>szCatalogName</i>	Input	Catalog qualifier of a three-part table name. This must be a null pointer or a zero length string.
SQLSMALLINT	<i>cbCatalogName</i>	Input	Length of <i>cbCatalogName</i> . This must be set to 0.
SQLCHAR *	<i>szSchemaName</i>	Input	Schema qualifier of the specified table.
SQLSMALLINT	<i>cbSchemaName</i>	Input	Length of <i>szSchemaName</i> .
SQLCHAR *	<i>szTableName</i>	Input	Table name.
SQLSMALLINT	<i>cbTableName</i>	Input	Length of <i>cbTableName</i> .
SQLSMALLINT	<i>fUnique</i>	Input	Type of index information to return: <ul style="list-style-type: none">• SQL_INDEX_UNIQUE Only unique indexes are returned.• SQL_INDEX_ALL All indexes are returned.
SQLSMALLINT	<i>fAccuracy</i>	Input	Not currently used, must be set to 0.

Usage

SQLStatistics() returns the following types of information:

- Statistics information for the table (if available):
 - When the TYPE column in the following table is set to SQL_TABLE_STAT, the number of rows in the table and the number of pages used to store the table.
 - When the TYPE column indicates an index, the number of unique values in the index, and the number of pages used to store the indexes.

- Information about each index, where each index column is represented by one row of the result set. The result set columns are given in the following table in the order shown; the rows in the result set are ordered by NON_UNIQUE, TYPE, INDEX_QUALIFIER, INDEX_QUALIFIER, INDEX_NAME and ORDINAL_POSITION.

Table 170. Columns returned by SQLStatistics

Column number/name	Data type	Description
1 TABLE_CAT	VARCHAR(128)	The name of the catalog containing TABLE_SCHEM. This is set to NULL.
2 TABLE_SCHEM	VARCHAR(128)	The name of the schema containing TABLE_NAME.
3 TABLE_NAME	VARCHAR(128) not NULL	Name of the table.
4 NON_UNIQUE	SMALLINT	This indicates whether the index prohibits duplicate values: <ul style="list-style-type: none"> • TRUE if the index allows duplicate values. • FALSE if the index values must be unique. • NULL is returned if the TYPE column indicates that this row is SQL_TABLE_STAT (statistics information about the table itself).
5 INDEX_QUALIFIER	VARCHAR(128)	The identifier used to qualify the index name. This is NULL if the TYPE column indicates SQL_TABLE_STAT.
6 INDEX_NAME	VARCHAR(128)	The name of the index. If the TYPE column has the value SQL_TABLE_STAT, this column has the value NULL.
7 TYPE	SMALLINT not NULL	This indicates the type of information contained in this row of the result set: <ul style="list-style-type: none"> • SQL_TABLE_STAT This indicates this row contains statistics information about the table itself. • SQL_INDEX_CLUSTERED This indicates this row contains information about an index, and the index type is a clustered index. • SQL_INDEX_HASHED This indicates this row contains information about an index, and the index type is a hashed index. • SQL_INDEX_OTHER This indicates this row contains information about an index, and the index type is other than clustered or hashed. <p>Note: Currently, SQL_INDEX_OTHER is the only possible type.</p>

SQLStatistics

Table 170. Columns returned by SQLStatistics (continued)

Column number/name	Data type	Description
8 ORDINAL_POSITION	SMALLINT	Ordinal position of the column within the index whose name is given in the INDEX_NAME column. A NULL value is returned for this column if the TYPE column has the value of SQL_TABLE_STAT.
9 COLUMN_NAME	VARCHAR(2000)	Name of the column in the index.
10 ASC_OR_DESC	CHAR(1)	Sort sequence for the column; "A" for ascending, "D" for descending. NULL value is returned if the value in the TYPE column is SQL_TABLE_STAT.
11 CARDINALITY	INTEGER	<ul style="list-style-type: none"> If the TYPE column contains the value SQL_TABLE_STAT, this column contains the number of rows in the table. If the TYPE column value is not SQL_TABLE_STAT, this column contains the number of unique values in the index. A NULL value is returned if information is not available from the Database Management System (DBMS).
12 PAGES	INTEGER	<ul style="list-style-type: none"> If the TYPE column contains the value SQL_TABLE_STAT, this column contains the number of pages used to store the table. If the TYPE column value is not SQL_TABLE_STAT, this column contains the number of pages used to store the indexes. A NULL value is returned if information is not available from the DBMS.
13 FILTER_CONDITION	VARCHAR(128)	If the index is a filtered index, this is the filter condition. Since DB2 servers do not support filtered indexes, NULL is always returned. NULL is also returned if TYPE is SQL_TABLE_STAT.

For the row in the result set that contains table statistics (TYPE is set to SQL_TABLE_STAT), the columns values of NON_UNIQUE, INDEX_QUALIFIER, INDEX_NAME, ORDINAL_POSITION, COLUMN_NAME, and COLLATION are set to NULL. If the CARDINALITY or PAGES information cannot be determined, then NULL is returned for those columns.

If argument *szSchemaName* is not specified, the schema name qualifier defaults to the one currently in effect for the current connection.

Passing a NULL pointer for argument *szTableName* will result in an error.

Return codes

- SQL_SUCCESS
- SQL_SUCCESS_WITH_INFO
- SQL_ERROR
- SQL_INVALID_HANDLE

Diagnostics*Table 171. SQLStatistics SQLSTATES*

SQLSTATE	Description	Explanation
24000	Cursor state that is not valid	Cursor related information is requested, but no cursor is open.
40003 *	Statement completion unknown	The communication link between the CLI and the data source fails before the function completes processing.
HY001	Memory allocation failure	The driver is unable to allocate memory required to support the processing or completion of the function.
HY009	Argument or buffer length that is not valid	The value of one of the name length arguments is less than 0, but not equal to SQL_NTS.
HY021	Internal descriptor that is not valid	The internal descriptor cannot be addressed or allocated, or it contains a value that is not valid.
HYC00	Driver not capable	The catalog part (the first part) of a three-part table name is not supported by the data source.

SQLTablePrivileges

SQLTablePrivileges - Get privileges associated with a table

SQLTablePrivileges() returns a list of tables and associated privileges for each table. The information is returned in an SQL result set, which can be retrieved using the same functions that are used to process a result set generated by a query.

- | Unicode (UTF-16) equivalent: This function can also be used with the Unicode (UTF-16) character set. The corresponding Unicode function is SQLTablePrivilegesW(). Refer to "Unicode in DB2 CLI" on page 299
- | for more information about Unicode support for DB2 CLI.

Syntax

```
SQLRETURN SQLTablePrivileges (SQLHSTMT      StatementHandle,  
                               SQLCHAR       *CatalogName,  
                               SQLSMALLINT   NameLength1,  
                               SQLCHAR       *SchemaName,  
                               SQLSMALLINT   NameLength2,  
                               SQLCHAR       *TableName,  
                               SQLSMALLINT   NameLength3);
```

Function arguments

Table 172. SQLTablePrivileges arguments

Data type	Argument	Use	Description
SQLHSTMT	<i>StatementHandle</i>	Input	Statement handle.
SQLCHAR *	<i>szTableQualifier</i>	Input	Catalog qualifier of a 3 part table name. This must be a null pointer or a zero length string.
SQLSMALLINT	<i>cbTableQualifier</i>	Input	Length of <i>CatalogName</i> . This must be set to 0.
SQLCHAR *	<i>SchemaName</i>	Input	Buffer that might contain a <i>pattern-value</i> to qualify the result set by schema name.
SQLSMALLINT	<i>NameLength2</i>	Input	Length of <i>SchemaName</i> .
SQLCHAR *	<i>TableName</i>	Input	Buffer that might contain a <i>pattern-value</i> to qualify the result set by table name.
SQLSMALLINT	<i>NameLength3</i>	Input	Length of <i>TableName</i> .

Usage

The results are returned as a standard result set containing the columns listed in the following table. The result set is ordered by TABLE_CAT, TABLE_SCHEM, TABLE_NAME, and PRIVILEGE. If multiple privileges are associated with any given table, each privilege is returned as a separate row.

The granularity of each privilege reported here might or might not apply at the column level; for example, for some data sources, if a table can be updated, every column in that table can also be updated. For other data sources, the application must call SQLColumnPrivileges() to discover if the individual columns have the same table privileges.

Because calls to SQLColumnPrivileges() in many cases map to a complex and thus expensive query against the system catalog, they should be used sparingly, and the results saved rather than repeating calls.

The VARCHAR columns of the catalog functions result set have been declared with a maximum length attribute of 128 to be consistent with SQL92 limits. Because DB2 names are less than 128, the application can choose to always set aside 128 characters (plus the null-terminator) for the output buffer, or alternatively, call SQLGetInfo() with SQL_MAX_CATALOG_NAME_LEN,

SQL_MAX_SCHEMA_NAME_LEN, SQL_MAX_TABLE_NAME_LEN, and SQL_MAX_COLUMN_NAME_LEN. The SQL_MAX_CATALOG_NAME_LEN value determines the actual length of the TABLE_CAT supported by the connected DBMS. The SQL_MAX_SCHEMA_NAME_LEN value determines the actual length of the TABLE_SCHEM supported by the connected Database Management System (DBMS). The SQL_MAX_TABLE_NAME_LEN value determines the actual length of the TABLE_NAME supported by the connected DBMS. The SQL_MAX_COLUMN_NAME_LEN value determines the actual length of the COLUMN_NAME supported by the connected DBMS.

Although new columns can be added and the names of the existing columns changed in future releases, the position of the current columns does not change.

Table 173. Columns returned by SQLTablePrivileges

Column number/name	Data type	Description
1 TABLE_CAT	VARCHAR(128)	This is always null.
2 TABLE_SCHEM	VARCHAR(128)	The name of the schema containing TABLE_NAME.
3 TABLE_NAME	VARCHAR(128) not NULL	The name of the table.
4 GRANTOR	VARCHAR(128)	Authorization ID of the user who granted the privilege.
5 GRANTEE	VARCHAR(128)	Authorization ID of the user to whom the privilege is granted.
6 PRIVILEGE	VARCHAR(128)	The table privilege. This can be one of the following strings: <ul style="list-style-type: none"> • ALTER • CONTROL • INDEX • DELETE • INSERT • REFERENCES • SELECT • UPDATE
7 IS_GRANTABLE	VARCHAR(3)	This indicates whether the grantee is permitted to grant the privilege to other users. This can be "YES", "NO" or "NULL".

Note: The column names used by DB2 for i5/OS CLI follow the X/Open CLI CAE specification style. The column types, contents and order are identical to those defined for the SQLProcedures() result set in ODBC.

Return codes

- SQL_SUCCESS
- SQL_SUCCESS_WITH_INFO
- SQL_ERROR
- SQL_INVALID_HANDLE

SQLTablePrivileges

Diagnostics

Table 174. SQLTablePrivileges SQLSTATES

SQLSTATE	Description	Explanation
HY001	Memory allocation failure	The driver is unable to allocate memory required to support the processing or completion of the function.
HY009	String or buffer length that is not valid	The value of one of the name length arguments is less than 0, but not equal SQL_NTS.
HY010	Function sequence error	There is an open cursor for this statement handle, or there is no connection for this statement handle.
HY021	Internal descriptor that is not valid	The internal descriptor cannot be addressed or allocated, or it contains a value that is not valid.

Restrictions

None.

Example

```
/* From the CLI sample TBINFO.C */
/* ... */

/* call SQLTablePrivileges */
printf("\n    Call SQLTablePrivileges for:\n");
printf("        tbSchemaPattern = %s\n", tbSchemaPattern);
printf("        tbNamePattern = %s\n", tbNamePattern);
sqlrc = SQLTablePrivileges( hstmt, NULL, 0,
                           tbSchemaPattern, SQL_NTS,
                           tbNamePattern, SQL_NTS);
STMT_HANDLE_CHECK( hstmt, sqlrc);
```


SQLTables - Get table information

SQLTables() returns a list of table names and associated information stored in the system catalogs of the connected data source. The list of table names is returned as a result set, which can be retrieved using the same functions that are used to retrieve a result set generated by a SELECT statement.

Unicode (UTF-16) equivalent: This function can also be used with the Unicode (UTF-16) character set. The corresponding Unicode function is SQLTablesW(). Refer to “Unicode in DB2 CLI” on page 299 for more information about Unicode support for DB2 CLI.

Syntax

```
SQLRETURN SQLTables (SQLHSTMT      hstmt,
                    SQLCHAR        *szCatalogName,
                    SQLSMALLINT    cbCatalogName,
                    SQLCHAR        *szSchemaName,
                    SQLSMALLINT    cbSchemaName,
                    SQLCHAR        *szTableName,
                    SQLSMALLINT    cbTableName,
                    SQLCHAR        *szTableType,
                    SQLSMALLINT    cbTableType);
```

Function arguments

Table 175. SQLTables arguments

Data type	Argument	Use	Description
SQLHSTMT	<i>hstmt</i>	Input	Statement handle.
SQLCHAR *	<i>szCatalogName</i>	Input	Buffer that might contain a <i>pattern-value</i> to qualify the result set. <i>Catalog</i> is the first part of a three-part table name. This must be a NULL pointer or a zero length string.
SQLSMALLINT	<i>cbCatalogName</i>	Input	Length of <i>szCatalogName</i> . This must be set to 0.
SQLCHAR *	<i>szSchemaName</i>	Input	Buffer that might contain a <i>pattern-value</i> to qualify the result set by schema name.
SQLSMALLINT	<i>cbSchemaName</i>	Input	Length of <i>szSchemaName</i> .
SQLCHAR *	<i>szTableName</i>	Input	Buffer that might contain a <i>pattern-value</i> to qualify the result set by table name.
SQLSMALLINT	<i>cbTableName</i>	Input	Length of <i>szTableName</i> .

SQLTables

Table 175. SQLTables arguments (continued)

Data type	Argument	Use	Description
SQLCHAR *	<i>szTableType</i>	Input	<p>Buffer that might contain a <i>value list</i> to qualify the result set by table type.</p> <p>The value list is a list of values separated by commas for the types of interest. Valid table type identifiers might include: ALL, ALIAS, BASE TABLE, MATERIALIZED QUERY TABLE, SYSTEM TABLE, TABLE, VIEW. If <i>szTableType</i> argument is a NULL pointer or a zero length string, then this is equivalent to specifying all of the possibilities for the table type identifier.</p> <p>If SYSTEM TABLE is specified, then both system tables and system views (if there are any) are returned.</p> <p>The table types can be specified with or without quotation marks.</p>
SQLSMALLINT	<i>cbTableType</i>	Input	Size of <i>szTableType</i>

Note: The *szCatalogName*, *szSchemaName*, and *szTableName* arguments accept search patterns.

- | An escape character can be specified in conjunction with a wildcard character to allow that actual
- | character to be used in the search pattern. The escape character is specified on the
- | SQL_ATTR_ESCAPE_CHAR environment attribute. Use of SQL_ATTR_ESCAPE_CHAR will be
- | deprecated in a future release. Support for the SQL_ATTR_ESCAPE_CHAR value is only honored if the
- | connection attribute SQL_ATTR_OLD_MTADTA_BEHAVIOR is set to SQL_TRUE.

Usage

Table information is returned in a result set where each table is represented by one row of the result set.

To support obtaining just a list of schemas, the following special semantics for the *szSchemaName* argument can be applied: if *szSchemaName* is a string containing a single percent (%) character, and *cbCatalogName*, *szTableName*, and *szTableType* are empty strings, then the result set contains a list of non-duplicate schemas in the data source.

The result set returned by SQLTables() contains the columns listed in the following table in the order given.

Table 176. Columns returned by SQLTables

Column number/name	Data type	Description
1 TABLE_CAT	VARCHAR(128)	The current server.
2 TABLE_SCHEM	VARCHAR(128)	The name of the schema containing TABLE_NAME.
3 TABLE_NAME	VARCHAR(128)	The name of the table, view, alias, or synonym.
4 TABLE_TYPE	VARCHAR(128)	This identifies the type given by the name in the TABLE_NAME column. It can have the string values ALIAS, BASE TABLE, MATERIALIZED QUERY TABLE, SYSTEM TABLE, TABLE, or VIEW.
5 REMARKS	VARCHAR(254)	This contains the descriptive information about the table.

Return codes

- SQL_SUCCESS
- SQL_SUCCESS_WITH_INFO
- SQL_ERROR
- SQL_INVALID_HANDLE

Diagnostics*Table 177. SQLTables SQLSTATES*

SQLSTATE	Description	Explanation
24000	Cursor state that is not valid	Cursor-related information is requested, but no cursor is open.
40003 *	Statement completion unknown	The communication link between the CLI and the data source fails before the function completes processing.
HY001	Memory allocation failure	The driver is unable to allocate memory required to support the processing or completion of the function.
HY009	Argument or buffer length that is not valid	The value of one of the name length arguments is less than 0, but not equal to SQL_NTS.
HY021	Internal descriptor that is not valid	The internal descriptor cannot be addressed or allocated, or it contains a value that is not valid.
HYC00	Driver not capable	The catalog part (the first part) of a three-part table name is not supported by the data source.

SQLTransact

SQLTransact - Commit or roll back transaction

SQLTransact() commits or rolls back the current transaction in the connection.

All changes to the database that have been made on the connection since connect time or the previous call to SQLTransact() (whichever is the most recent) are committed or rolled back.

If a transaction is active on a connection, the application must call SQLTransact() before it can be disconnected from the database.

Syntax

```
SQLRETURN SQLTransact (SQLHENV      henv,  
                      SQLHDBC      hdbc,  
                      SQLSMALLINT  fType);
```

Function arguments

Table 178. SQLTransact arguments

Data type	Argument	Use	Description
SQLHENV	<i>henv</i>	Input	Environment handle. If <i>hdbc</i> is a valid connection handle, <i>henv</i> is ignored.
SQLHDBC	<i>hdbc</i>	Input	Database connection handle. If <i>hdbc</i> is set to SQL_NULL_HDBC, then <i>henv</i> must contain the environment handle that the connection is associated with.
SQLSMALLINT	<i>fType</i>	Input	The wanted action for the transaction. The value for this argument must be one of: <ul style="list-style-type: none">• SQL_COMMIT• SQL_ROLLBACK• SQL_COMMIT_HOLD• SQL_ROLLBACK_HOLD

Usage

Completing a transaction with SQL_COMMIT or SQL_ROLLBACK has the following effects:

- Statement handles are still valid after a call to SQLTransact().
- Cursor names, bound parameters, and column bindings survive transactions.
- Open cursors are closed, and any result sets that are pending retrieval are discarded.

Completing the transaction with SQL_COMMIT_HOLD or SQL_ROLLBACK_HOLD still commits or rolls back the database changes, but does not cause cursors to be closed.

If no transaction is currently active on the connection, calling SQLTransact() has no effect on the database server and returns SQL_SUCCESS.

SQLTransact() might fail while executing the COMMIT or ROLLBACK due to a loss of connection. In this case the application might be unable to determine whether the COMMIT or ROLLBACK has been processed, and a database administrator's help might be required. Refer to the DBMS product information for more information about transaction logs and other transaction management tasks.

Return codes

- SQL_SUCCESS
- SQL_ERROR
- SQL_INVALID_HANDLE

Diagnostics

Table 179. SQLTransact SQLSTATEs

SQLSTATE	Description	Explanation
08003	Connection not open	The <i>hdbc</i> is not in a connected state.
08007	Connection failure during transaction	The connection associated with the <i>hdbc</i> fails during the processing of the function during the processing of the function and it cannot be determined whether the requested COMMIT or ROLLBACK occurs before the failure.
58004	System error	Unrecoverable system error.
HY001	Memory allocation failure	The driver is unable to allocate memory required to support the processing or completion of the function.
HY012	Transaction operation state that is not valid	The value specified for the argument <i>fType</i> is neither SQL_COMMIT nor SQL_ROLLBACK.
HY013 *	Memory management problem	The driver is unable to access memory required to support the processing or completion of the function.

Example

Refer to the example in “SQLFetch - Fetch next row” on page 104

DB2 for i5/OS CLI include file

The only include file used in DB2 for i5/OS call level interface (CLI) is `sqlcli.h`.

```

|  /*** START HEADER FILE SPECIFICATIONS *****/
|  /*
|  /* Header File Name: SQLCLI
|  /*
|  /* Product(s):
|  /*    5716-SS1
|  /*    5761-SS1
|  /*
|  /* (C)Copyright IBM Corp. 1995, 2007
|  /*
|  /* All rights reserved.
|  /* US Government Users Restricted Rights -
|  /* Use, duplication or disclosure restricted
|  /* by GSA ADP Schedule Contract with IBM Corp.
|  /*
|  /* Licensed Materials-Property of IBM
|  /*
|  /* Header File Name: SQLCLI
|  /*
|  /* Descriptive Name: Structured Query Language (SQL) Call Level
|  /*                    Interface.
|  /*
|  /* Description: The SQL Call Level Interface provides access to
|  /*                most SQL functions, without the need for a
|  /*                precompiler.
|  /*
|  /* Header Files Included: SQLCLI

```

SQL CLI

```
| /* */
| /* Function Prototype List: SQLAllocConnect */
| /* SQLAllocEnv */
| /* SQLAllocHandle */
| /* SQLAllocStmt */
| /* SQLBindCol */
| /* SQLBindFileToCol */
| /* SQLBindFileToParam */
| /* SQLBindParam */
| /* SQLBindParameter */
| /* SQLCancel */
| /* SQLCloseCursor */
| /* SQLColAttribute */
| /* SQLColAttributeW */
| /* SQLColAttributes */
| /* SQLColAttributesW */
| /* SQLColumnPrivileges */
| /* SQLColumnPrivilegesW */
| /* SQLColumns */
| /* SQLColumnsW */
| /* SQLConnect */
| /* SQLConnectW */
| /* SQLCopyDesc */
| /* SQLDataSources */
| /* SQLDataSourcesW */
| /* SQLDescribeCol */
| /* SQLDescribeColW */
| /* SQLDescribeParam */
| /* SQLDisconnect */
| /* SQLDriverConnect */
| /* SQLDriverConnectW */
| /* SQLEndTran */
| /* SQLError */
| /* SQLErrorW */
| /* SQLExecDirect */
| /* SQLExecDirectW */
| /* SQLExecute */
| /* SQLExtendedFetch */
| /* SQLFetch */
| /* SQLFetchScroll */
| /* SQLForeignKeys */
| /* SQLForeignKeysW */
| /* SQLFreeConnect */
| /* SQLFreeEnv */
| /* SQLFreeHandle */
| /* SQLFreeStmt */
| /* SQLGetCol */
| /* SQLGetConnectOption */
| /* SQLGetConnectOptionW */
| /* SQLGetCursorName */
| /* SQLGetCursorNameW */
| /* SQLGetConnectAttr */
| /* SQLGetConnectAttrW */
| /* SQLGetData */
| /* SQLGetDescField */
| /* SQLGetDescFieldW */
| /* SQLGetDescRec */
| /* SQLGetDescRecW */
| /* SQLGetDiagField */
| /* SQLGetDiagFieldW */
| /* SQLGetDiagRec */
| /* SQLGetDiagRecW */
| /* SQLGetEnvAttr */
| /* SQLGetFunctions */
| /* SQLGetInfo */
| /* SQLGetInfoW */
| /* SQLGetLength */
```

```

| /*          SQLGetPosition          */
| /*          SQLGetPositionW        */
| /*          SQLGetStmtAttr        */
| /*          SQLGetStmtAttrW       */
| /*          SQLGetStmtOption      */
| /*          SQLGetStmtOptionW     */
| /*          SQLGetSubString       */
| /*          SQLGetSubStringW      */
| /*          SQLGetTypeInfo        */
| /*          SQLGetTypeInfoW       */
| /*          SQLLanguages          */
| /*          SQLMoreResults        */
| /*          SQLNativeSql          */
| /*          SQLNativeSqlW         */
| /*          SQLNextResult         */
| /*          SQLNumParams          */
| /*          SQLNumResultCols      */
| /*          SQLParamData          */
| /*          SQLParamOptions       */
| /*          SQLPrepare            */
| /*          SQLPrepareW           */
| /*          SQLPrimaryKeys        */
| /*          SQLPrimaryKeysW       */
| /*          SQLProcedureColumns   */
| /*          SQLProcedureColumnsW  */
| /*          SQLProcedures         */
| /*          SQLProceduresW        */
| /*          SQLPutData            */
| /*          SQLReleaseEnv         */
| /*          SQLRowCount           */
| /*          SQLSetConnectAttr     */
| /*          SQLSetConnectAttrW    */
| /*          SQLSetConnectOption   */
| /*          SQLSetConnectOptionW  */
| /*          SQLSetCursorName      */
| /*          SQLSetCursorNameW     */
| /*          SQLSetDescField       */
| /*          SQLSetDescFieldW      */
| /*          SQLSetDescRec         */
| /*          SQLSetEnvAttr         */
| /*          SQLSetParam           */
| /*          SQLSetStmtAttr        */
| /*          SQLSetStmtAttrW       */
| /*          SQLSetStmtOption      */
| /*          SQLSetStmtOptionW     */
| /*          SQLSpecialColumns     */
| /*          SQLSpecialColumnsW    */
| /*          SQLStartTran          */
| /*          SQLStatistics         */
| /*          SQLStatisticsW        */
| /*          SQLTablePrivileges    */
| /*          SQLTablePrivilegesW  */
| /*          SQLTables             */
| /*          SQLTablesW           */
| /*          SQLTransact           */
| /*          */
| /* Change Activity:              */
| /*                               */
| /* CFD List:                     */
| /*                               */
| /* FLAG REASON      LEVEL DATE   PGMR      CHANGE DESCRIPTION */
| /* -----|-----|-----|-----|-----|-----|-----|-----|
| /* $A0= D91823      3D60  941206 MEGERIAN  New Include          */
| /* $A1= D94881      4D20  960816 MEGERIAN  V4R2M0 enhancements  */
| /* $A2= D95600      4D30  970910 MEGERIAN  V4R3M0 enhancements  */
| /* $A3= P3682850    4D40  981030 MEGERIAN  V4R4M0 enhancements  */
| /* $A4= D97596      4D50  990326 LJAMESON  V4R5M0 enhancements  */

```

SQL CLI

```
| /* $A5= P9924900      5D10 000512 MEGERIAN V5R1M0 enhancements */
| /* $C1= D98562       5D20 010107 MBAILEY V5R2M0 enhancements */
| /* $C2= D9856201    5D20 010506 MBAILEY More enhancements */
| /* $D1= P9A42663    5D30 031103 AJSLOMA V5R3M0 enhancements */
| /* $D2= P9A51843    5Q30 040102 ROCH Larger Decimal support*/
| /* $D3= P9A61758    5D40 050517 AJSLOMA V5R4M0 enhancements */
| /* $D4= P9A72391    5P30 040622 ROCH Formatting */
| /* $D5= D99859      5D40 041104 HUEBERT XA over DRDA */
| /* $E1= D93586      5D50 060908 ROCH Wide API support */
| /* $E2= D93586      5D50 070320 ROCH V6R1m0 enhancements */
| /*
| /* End CFD List.
| /*
| /* Additional notes about the Change Activity
| /* End Change Activity.
| /*** END HEADER FILE SPECIFICATIONS *****/
|
| #ifndef SQL_H_SQLCLI
| #define SQL_H_SQLCLI /* Permit duplicate Includes */
|
| #if (__OS400_TGTVRM_>=510) /* @B1A*/
| #pragma datamodel(P128) /* @B1A*/
| #endif /* @B1A*/
|
| #ifdef __ILEC400__
| #pragma checkout(suspend)
| #pragma nomargins nosequence
| #else
| #pragma info(none)
| #endif
|
| #ifndef __SQL_EXTERN
| #ifdef __ILEC400__
| #define SQL_EXTERN extern
| #else
| #ifdef __cplusplus
| #ifdef __TOS_OS400__
| #define SQL_EXTERN extern "C nowiden"
| #else
| #define SQL_EXTERN extern "C"
| #endif
| #else
| #define SQL_EXTERN extern
| #endif /* __cplusplus */
| #endif /* __ILEC_400__ */
| #define __SQL_EXTERN
| #endif
|
| #ifdef __ILEC400__
| #pragma argument (SQLAllocConnect , nowiden)
| #pragma argument (SQLAllocEnv , nowiden)
| #pragma argument (SQLAllocHandle , nowiden)
| #pragma argument (SQLAllocStmt , nowiden)
| #pragma argument (SQLBindCol , nowiden)
| #pragma argument (SQLBindFileToCol , nowiden)
| #pragma argument (SQLBindFileToParam , nowiden)
| #pragma argument (SQLBindParam , nowiden)
| #pragma argument (SQLBindParameter , nowiden)
| #pragma argument (SQLCancel , nowiden)
| #pragma argument (SQLCloseCursor , nowiden)
| #pragma argument (SQLColAttribute , nowiden)
| #pragma argument (SQLColAttributeW , nowiden)
| #pragma argument (SQLColAttributes , nowiden)
| #pragma argument (SQLColAttributesW , nowiden)
| #pragma argument (SQLColumnPrivileges , nowiden)
| #pragma argument (SQLColumnPrivilegesW , nowiden)
| #pragma argument (SQLColumns , nowiden)
```



```

| #pragma argument (SQLColumnsW , nowiden)
| #pragma argument (SQLConnect , nowiden)
| #pragma argument (SQLConnectW , nowiden)
| #pragma argument (SQLCopyDesc , nowiden)
| #pragma argument (SQLDataSources , nowiden)
| #pragma argument (SQLDataSourcesW , nowiden)
| #pragma argument (SQLDescribeCol , nowiden)
| #pragma argument (SQLDescribeColW , nowiden)
| #pragma argument (SQLDescribeParam , nowiden)
| #pragma argument (SQLDisconnect , nowiden)
| #pragma argument (SQLDriverConnect , nowiden)
| #pragma argument (SQLDriverConnectW , nowiden)
| #pragma argument (SQLEndTran , nowiden)
| #pragma argument (SQLError , nowiden)
| #pragma argument (SQLErrorW , nowiden)
| #pragma argument (SQLExecDirect , nowiden)
| #pragma argument (SQLExecDirectW , nowiden)
| #pragma argument (SQLExecute , nowiden)
| #pragma argument (SQLExecuteW , nowiden)
| #pragma argument (SQLExtendedFetch , nowiden)
| #pragma argument (SQLFetch , nowiden)
| #pragma argument (SQLFetchScroll , nowiden)
| #pragma argument (SQLForeignKeys , nowiden)
| #pragma argument (SQLForeignKeysW , nowiden)
| #pragma argument (SQLFreeConnect , nowiden)
| #pragma argument (SQLFreeEnv , nowiden)
| #pragma argument (SQLFreeHandle , nowiden)
| #pragma argument (SQLFreeStmt , nowiden)
| #pragma argument (SQLGetCol , nowiden)
| #pragma argument (SQLGetColW , nowiden)
| #pragma argument (SQLGetConnectOption , nowiden)
| #pragma argument (SQLGetConnectOptionW , nowiden)
| #pragma argument (SQLGetCursorName , nowiden)
| #pragma argument (SQLGetCursorNameW , nowiden)
| #pragma argument (SQLGetConnectAttr , nowiden)
| #pragma argument (SQLGetConnectAttrW , nowiden)
| #pragma argument (SQLGetData , nowiden)
| #pragma argument (SQLGetDescField , nowiden)
| #pragma argument (SQLGetDescFieldW , nowiden)
| #pragma argument (SQLGetDescRec , nowiden)
| #pragma argument (SQLGetDescRecW , nowiden)
| #pragma argument (SQLGetDiagField , nowiden)
| #pragma argument (SQLGetDiagFieldW , nowiden)
| #pragma argument (SQLGetDiagRec , nowiden)
| #pragma argument (SQLGetDiagRecW , nowiden)
| #pragma argument (SQLGetEnvAttr , nowiden)
| #pragma argument (SQLGetFunctions , nowiden)
| #pragma argument (SQLGetInfo , nowiden)
| #pragma argument (SQLGetInfoW , nowiden)
| #pragma argument (SQLGetLength , nowiden)
| #pragma argument (SQLGetPosition , nowiden)
| #pragma argument (SQLGetPositionW , nowiden)
| #pragma argument (SQLGetStmtAttr , nowiden)
| #pragma argument (SQLGetStmtAttrW , nowiden)
| #pragma argument (SQLGetStmtOption , nowiden)
| #pragma argument (SQLGetStmtOptionW , nowiden)
| #pragma argument (SQLGetSubString , nowiden)
| #pragma argument (SQLGetSubStringW , nowiden)
| #pragma argument (SQLGetTypeInfo , nowiden)
| #pragma argument (SQLGetTypeInfoW , nowiden)
| #pragma argument (SQLLanguages , nowiden)
| #pragma argument (SQLMoreResults , nowiden)
| #pragma argument (SQLNativeSql , nowiden)
| #pragma argument (SQLNativeSqlW , nowiden)
| #pragma argument (SQLNextResult , nowiden)
| #pragma argument (SQLNumParams , nowiden)
| #pragma argument (SQLNumResultCols , nowiden)

```

SQL CLI

```
| #pragma argument (SQLParamData           , nowiden)
| #pragma argument (SQLParamOptions        , nowiden)
| #pragma argument (SQLPrepare             , nowiden)
| #pragma argument (SQLPrepareW           , nowiden)
| #pragma argument (SQLPrimaryKeys         , nowiden)
| #pragma argument (SQLPrimaryKeysW       , nowiden)
| #pragma argument (SQLProcedureColumns    , nowiden)
| #pragma argument (SQLProcedureColumnsW  , nowiden)
| #pragma argument (SQLProcedures          , nowiden)
| #pragma argument (SQLProceduresW        , nowiden)
| #pragma argument (SQLPutData             , nowiden)
| #pragma argument (SQLReleaseEnv          , nowiden)
| #pragma argument (SQLRowCount            , nowiden)
| #pragma argument (SQLSetConnectAttr      , nowiden)
| #pragma argument (SQLSetConnectAttrW    , nowiden)
| #pragma argument (SQLSetConnectOption    , nowiden)
| #pragma argument (SQLSetConnectOptionW  , nowiden)
| #pragma argument (SQLSetCursorName       , nowiden)
| #pragma argument (SQLSetCursorNameW     , nowiden)
| #pragma argument (SQLSetDescField        , nowiden)
| #pragma argument (SQLSetDescFieldW      , nowiden)
| #pragma argument (SQLSetDescRec         , nowiden)
| #pragma argument (SQLSetEnvAttr          , nowiden)
| #pragma argument (SQLSetParam            , nowiden)
| #pragma argument (SQLSetStmtAttr         , nowiden)
| #pragma argument (SQLSetStmtAttrW       , nowiden)
| #pragma argument (SQLSetStmtOption       , nowiden)
| #pragma argument (SQLSetStmtOptionW     , nowiden)
| #pragma argument (SQLSpecialColumns      , nowiden)
| #pragma argument (SQLSpecialColumnsW    , nowiden)
| #pragma argument (SQLStartTran           , nowiden)
| #pragma argument (SQLStatistics          , nowiden)
| #pragma argument (SQLStatisticsW        , nowiden)
| #pragma argument (SQLTablePrivileges     , nowiden)
| #pragma argument (SQLTablePrivilegesW   , nowiden)
| #pragma argument (SQLTables              , nowiden)
| #pragma argument (SQLTablesW            , nowiden)
| #pragma argument (SQLTransact            , nowiden)
| #endif
|
| /* generally useful constants */
| #define SQL_FALSE          0
| #define SQL_TRUE           1
| #define SQL_NTS            -3 /* NTS = Null Terminated String */
| #define SQL_SQLSTATE_SIZE  5 /* size of SQLSTATE, not including
|                               null terminating byte */
|
| #define SQL_MAX_MESSAGE_LENGTH 512
| #define SQL_MAX_OPTION_STRING_LENGTH 128
|
| /* RETCODE values */
| /* Note: The return codes will reflect the XA return code specifications,
|    when using CLI to execute XA transactions (use of the
|    SQLSetConnectAttr - SQL_ATTR_TXN_INFO attribute).
|    The XA return codes can be found in the XA.h include file.      @D3A*/
| #define SQL_SUCCESS          0
| #define SQL_SUCCESS_WITH_INFO 1
| #define SQL_NO_DATA_FOUND    100
| #define SQL_NEED_DATA        99
| #define SQL_NO_DATA          SQL_NO_DATA_FOUND
| #define SQL_ERROR            -1
| #define SQL_INVALID_HANDLE    -2
| #define SQL_STILL_EXECUTING   2
|
| /* SQLFreeStmt option values */
| #define SQL_CLOSE            0
| #define SQL_DROP             1
| #define SQL_UNBIND           2
```

```

| #define SQL_RESET_PARAMS          3
|
| /* SQLSetParam defines */
| #define SQL_C_DEFAULT             99
|
| /* SQLEndTran option values */
| #define SQL_COMMIT                0
| #define SQL_ROLLBACK              1
| #define SQL_COMMIT_HOLD           2
| #define SQL_ROLLBACK_HOLD         3
| #define SQL_SAVEPOINT_NAME_RELEASE 4
| #define SQL_SAVEPOINT_NAME_ROLLBACK 5
|
| /* SQLDriverConnect option values */
| #define SQL_DRIVER_COMPLETE        1
| #define SQL_DRIVER_COMPLETE_REQUIRED 1
| #define SQL_DRIVER_NOPROMPT        1
| #define SQL_DRIVER_PROMPT          0
|
| /* Valid option codes for GetInfo procedure */
| #define SQL_ACTIVE_CONNECTIONS     0
| #define SQL_MAX_DRIVER_CONNECTIONS 0
| #define SQL_MAX_CONCURRENT_ACTIVITIES 1
| #define SQL_ACTIVE_STATEMENTS      1
| #define SQL_PROCEDURES              2
| #define SQL_DRIVER_NAME              6          /* @C1A*/
| #define SQL_ODBC_API_CONFORMANCE    9          /* @C1A*/
| #define SQL_ODBC_SQL_CONFORMANCE   10         /* @C1A*/
| #define SQL_DBMS_NAME               17
| #define SQL_DBMS_VER                18
| #define SQL_DRIVER_VER              18
| #define SQL_IDENTIFIER_CASE         28         /* @C1A*/
| #define SQL_IDENTIFIER_QUOTE_CHAR   29         /* @C1A*/
| #define SQL_MAX_COLUMN_NAME_LEN     30
| #define SQL_MAX_CURSOR_NAME_LEN     31
| #define SQL_MAX_OWNER_NAME_LEN      32
| #define SQL_MAX_SCHEMA_NAME_LEN     33
| #define SQL_MAX_TABLE_NAME_LEN      35
| #define SQL_MAX_COLUMNS_IN_GROUP_BY 36
| #define SQL_MAX_COLUMNS_IN_ORDER_BY 37
| #define SQL_MAX_COLUMNS_IN_SELECT   38
| #define SQL_MAX_COLUMNS_IN_TABLE    39
| #define SQL_MAX_TABLES_IN_SELECT    40
| #define SQL_COLUMN_ALIÁS            41
| #define SQL_DATA_SOURCE_NAME         42
| #define SQL_DATASOURCE_NAME         42
| #define SQL_MAX_COLUMNS_IN_INDEX    43
| #define SQL_PROCEDURE_TERM          44         /* @C1A*/
| #define SQL_QUALIFIER_TERM          45         /* @C1A*/
| #define SQL_TXN_CAPABLE              46         /* @C1A*/
| #define SQL_OWNER_TERM              47         /* @C1A*/
| #define SQL_DATA_SOURCE_READ_ONLY   48         /* @C2A*/
| #define SQL_DEFAULT_TXN_ISOLATION   49         /* @C2A*/
| #define SQL_MULTIPLE_ACTIVE_TXN     55         /* @C2A*/
| #define SQL_QUALIFIER_NAME_SEPARATOR 65         /* @C2A*/
| #define SQL_CORRELATION_NAME         74         /* @C1A*/
| #define SQL_NON_NULLABLE_COLUMNS    75         /* @C1A*/
| #define SQL_DRIVER_ODBC_VER         77         /* @C1A*/
| #define SQL_GROUP_BY                88         /* @C1A*/
| #define SQL_ORDER_BY_COLUMNS_IN_SELECT 90       /* @C1A*/
| #define SQL_OWNER_USAGE              91         /* @C1A*/
| #define SQL_QUALIFIER_USAGE          92         /* @C1A*/
| #define SQL_QUOTED_IDENTIFIER_CASE  93         /* @C1A*/
| #define SQL_MAX_ROW_SIZE            104        /* @C1A*/
| #define SQL_QUALIFIER_LOCATION       114        /* @C1A*/
| #define SQL_MAX_CATALOG_NAME_LEN    115
| #define SQL_MAX_STATEMENT_LEN       116

```

SQL CLI

```
| #define SQL_SEARCH_PATTERN_ESCAPE      117
| #define SQL_OUTER_JOINS                118
| #define SQL_LIKE_ESCAPE_CLAUSE        119
| #define SQL_CATALOG_NAME              120
| #define SQL_DESCRIBE_PARAMETER        121
| #define SQL_STRING_FUNCTIONS           50
| #define SQL_NUMERIC_FUNCTIONS         51
| #define SQL_CONVERT_FUNCTIONS         52
| #define SQL_TIMEDATE_FUNCTIONS         53
| #define SQL_SQL92_PREDICATES           160
| #define SQL_SQL92_VALUE_EXPRESSIONS    165
| #define SQLAggregate_FUNCTIONS         169
| #define SQL_SQL_CONFORMANCE           170
| #define SQL_CONVERT_CHAR               171
| #define SQL_CONVERT_NUMERIC            172
| #define SQL_CONVERT_DECIMAL            173
| #define SQL_CONVERT_INTEGER            174
| #define SQL_CONVERT_SMALLINT           175
| #define SQL_CONVERT_FLOAT              176
| #define SQL_CONVERT_REAL                177
| #define SQL_CONVERT_DOUBLE             178
| #define SQL_CONVERT_VARCHAR            179
| #define SQL_CONVERT_LONGVARCHAR        180
| #define SQL_CONVERT_BINARY             181
| #define SQL_CONVERT_VARBINARY          182
| #define SQL_CONVERT_BIT                 183
| #define SQL_CONVERT_TINYINT            184
| #define SQL_CONVERT_BIGINT             185
| #define SQL_CONVERT_DATE                186
| #define SQL_CONVERT_TIME                187
| #define SQL_CONVERT_TIMESTAMP          188
| #define SQL_CONVERT_LONGVARBINARY      189
| #define SQL_CONVERT_INTERVAL_YEAR_MONTH 190
| #define SQL_CONVERT_INTERVAL_DAY_TIME  191
| #define SQL_CONVERT_WCHAR              192
| #define SQL_CONVERT_WLONGVARCHAR        193
| #define SQL_CONVERT_WVARCHAR           194
| #define SQL_CONVERT_BLOB               195
| #define SQL_CONVERT_CLOB               196
| #define SQL_CONVERT_DBCLOB             197
| #define SQL_CURSOR_COMMIT_BEHAVIOR     198
| #define SQL_CURSOR_ROLLBACK_BEHAVIOR   199
| #define SQL_POSITIONED_STATEMENTS      200
| #define SQL_KEYWORDS                   201
| #define SQL_CONNECTION_JOB_NAME        202
| #define SQL_USER_NAME                   203      /* @D3A*/
| #define SQL_DATABASE_NAME              204      /* @D3A*/
| #define SQL_CONVERT_DECFLOAT7          205      /* @E2A*/
| #define SQL_CONVERT_DECFLOAT16         206      /* @E2A*/
| #define SQL_CONVERT_DECFLOAT34         207      /* @E2A*/
|
|
| /* Unsupported codes for SQLGetInfo */
|
| #define SQL_LOCK_TYPES                  -1
| #define SQL_POS_OPERATIONS              -1
|
| /* Output values for cursor behavior */
|
| #define SQL_CB_DELETE                    1
| #define SQL_CB_CLOSE                     2
| #define SQL_CB_PRESERVE                  3
|
|
| /* Aliased option codes (ODBC 3.0)
| #define SQL_SCHEMA_TERM                 SQL_OWNER_TERM      /* @C1A*/
| #define SQL_SCHEMA_USAGE                 SQL_OWNER_USAGE     /* @C1A*/
```

```

| #define SQL_CATALOG_LOCATION SQL_QUALIFIER_LOCATION /*@C1A*/
| #define SQL_CATALOG_TERM SQL_QUALIFIER_TERM /* @C1A*/
| #define SQL_CATALOG_USAGE SQL_QUALIFIER_USAGE /* @C1A*/
| #define SQL_CATALOG_NAME_SEPARATOR SQL_QUALIFIER_NAME_SEPARATOR
| /* @C2A*/
|
| /*
| * Output values for SQL_ODBC_API_CONFORMANCE
| * info type in SQLGetInfo
| */
| #define SQL_OAC_NONE 0 /* @C1A*/
| #define SQL_OAC_LEVEL1 1 /* @C1A*/
| #define SQL_OAC_LEVEL2 2 /* @C1A*/
|
| /*
| * Output values for SQL_ODBC_SQL_CONFORMANCE
| * info type in SQLGetInfo
| */
| #define SQL_OSC_MINIMUM 0 /* @C1A*/
| #define SQL_OSC_CORE 1 /* @C1A*/
| #define SQL_OSC_EXTENDED 2 /* @C1A*/
|
| /*
| * Output values for SQL_QUALIFIER_USAGE
| * info type in SQLGetInfo
| */
| #define SQL_QU_NOT_SUPPORTED 0x00000000 /* @C1A*/
| #define SQL_QU_DML_STATEMENTS 0x00000001 /* @C1A*/
| #define SQL_QU_PROCEDURE_INVOCATION 0x00000002 /* @C1A*/
| #define SQL_QU_TABLE_DEFINITION 0x00000004 /* @C1A*/
| #define SQL_QU_INDEX_DEFINITION 0x00000008 /* @C1A*/
| #define SQL_QU_PRIVILEGE_DEFINITION 0x00000010 /* @C1A*/
|
| /*
| * Output values for SQL_QUALIFIER_LOCATION
| * info type in SQLGetInfo
| */
| #define SQL_QL_START 1 /* @C1A*/
| #define SQL_QL_END 2 /* @C1A*/
|
| /*
| * Output values for SQL_OWNER_USAGE
| * info type in SQLGetInfo
| */
| #define SQL_OU_DML_STATEMENTS 0x00000001 /* @C1A*/
| #define SQL_OU_PROCEDURE_INVOCATION 0x00000002 /* @C1A*/
| #define SQL_OU_TABLE_DEFINITION 0x00000004 /* @C1A*/
| #define SQL_OU_INDEX_DEFINITION 0x00000008 /* @C1A*/
| #define SQL_OU_PRIVILEGE_DEFINITION 0x00000010 /* @C1A*/
|
| /*
| * Output values for SQL_TXN_CAPABLE
| * info type in SQLGetInfo
| */
| #define SQL_TC_NONE 0 /* @C1A*/
| #define SQL_TC_DML 1 /* @C1A*/
| #define SQL_TC_ALL 2 /* @C1A*/
| #define SQL_TC_DDL_COMMIT 3 /* @C1A*/
| #define SQL_TC_DDL_IGNORE 4 /* @C1A*/
|
| /*
| * Output values for SQL_DEFAULT_TXN_ISOLATION
| * info type in SQLGetInfo
| */
| #define SQL_TXN_READ_UNCOMMITTED_MASK 0x00000001 /* @C2A*/
| #define SQL_TXN_READ_COMMITTED_MASK 0x00000002 /* @C2A*/
| #define SQL_TXN_REPEATABLE_READ_MASK 0x00000004 /* @C2A*/

```

SQL CLI

```
| #define SQL_TXN_SERIALIZABLE_MASK    0x00000008    /* @C2A*/
|
|
| /*
|  * Output values for SQL_STRING_FUNCTIONS
|  * info type in SQLGetInfo
|  */
| #define SQL_FN_STR_CONCAT            0x00000001
| #define SQL_FN_STR_UCASE            0x00000002
| #define SQL_FN_STR_LCASE            0x00000004
| #define SQL_FN_STR_SUBSTRING        0x00000008
| #define SQL_FN_STR_LENGTH           0x00000010
| #define SQL_FN_STR_POSITION         0x00000020
| #define SQL_FN_STR_LTRIM            0x00000040
| #define SQL_FN_STR_RTRIM            0x00000080
|
| /*
|  * Output values for SQL_POS_OPERATIONS
|  * info type in SQLGetInfo (not currently supported)
|  */
| #define SQL_POS_POSITION            0x00000001
| #define SQL_POS_REFRESH             0x00000002
| #define SQL_POS_UPDATE              0x00000004
| #define SQL_POS_DELETE              0x00000008
| #define SQL_POS_ADD                 0x00000010
|
|
| /*
|  * Output values for SQL_NUMERIC_FUNCTIONS
|  * info type in SQLGetInfo
|  */
| #define SQL_FN_NUM_ABS               0x00000001
| #define SQL_FN_NUM_ACOS             0x00000002
| #define SQL_FN_NUM_ASIN             0x00000004
| #define SQL_FN_NUM_ATAN             0x00000008
| #define SQL_FN_NUM_ATAN2            0x00000010
| #define SQL_FN_NUM_CEILING          0x00000020
| #define SQL_FN_NUM_COS              0x00000040
| #define SQL_FN_NUM_COT              0x00000080
| #define SQL_FN_NUM_EXP              0x00000100
| #define SQL_FN_NUM_FLOOR            0x00000200
| #define SQL_FN_NUM_LOG              0x00000400
| #define SQL_FN_NUM_MOD              0x00000800
| #define SQL_FN_NUM_SIGN             0x00001000
| #define SQL_FN_NUM_SIN              0x00002000
| #define SQL_FN_NUM_SQRT             0x00004000
| #define SQL_FN_NUM_TAN              0x00008000
| #define SQL_FN_NUM_PI               0x00010000
| #define SQL_FN_NUM_RAND             0x00020000
| #define SQL_FN_NUM_DEGREES          0x00040000
| #define SQL_FN_NUM_LOG10            0x00080000
| #define SQL_FN_NUM_POWER            0x00100000
| #define SQL_FN_NUM_RADIANS          0x00200000
| #define SQL_FN_NUM_ROUND            0x00400000
| #define SQL_FN_NUM_TRUNCATE         0x00800000
|
|
| /* SQL_SQL92_VALUE_EXPRESSIONS bitmasks */
| #define SQL_SVE_CASE                0x00000001
| #define SQL_SVE_CAST                0x00000002
| #define SQL_SVE_COALESCE           0x00000004
| #define SQL_SVE_NULLIF             0x00000008
|
|
| /* SQL_SQL92_PREDICATES bitmasks */
| #define SQL_SP_EXISTS              0x00000001
| #define SQL_SP_ISNOTNULL           0x00000002
| #define SQL_SP_ISNULL              0x00000004
| #define SQL_SP_MATCH_FULL          0x00000008
```

```

| #define SQL_SP_MATCH_PARTIAL          0x00000010
| #define SQL_SP_MATCH_UNIQUE_FULL     0x00000020
| #define SQL_SP_MATCH_UNIQUE_PARTIAL  0x00000040
| #define SQL_SP_OVERLAPS               0x00000080
| #define SQL_SP_UNIQUE                 0x00000100
| #define SQL_SP_LIKE                   0x00000200
| #define SQL_SP_IN                     0x00000400
| #define SQL_SP_BETWEEN                0x00000800
| #define SQL_SP_COMPARISON             0x00001000
| #define SQL_SP_QUANTIFIED_COMPARISON 0x00002000
|
| /* SQL_AGGREGATE_FUNCTIONS bitmasks */
| #define SQL_AF_AVG                    0x00000001
| #define SQL_AF_COUNT                  0x00000002
| #define SQL_AF_MAX                    0x00000004
| #define SQL_AF_MIN                    0x00000008
| #define SQL_AF_SUM                    0x00000010
| #define SQL_AF_DISTINCT               0x00000020
| #define SQL_AF_ALL                    0x00000040
|
| /* SQL_SQL_CONFORMANCE bitmasks */
| #define SQL_SC_SQL92_ENTRY            0x00000001
| #define SQL_SC_FIPS127_2_TRANSITIONAL 0x00000002
| #define SQL_SC_SQL92_INTERMEDIATE     0x00000004
| #define SQL_SC_SQL92_FULL             0x00000008
|
| /* SQL_CONVERT_FUNCTIONS functions */
| #define SQL_FN_CVT_CONVERT            0x00000001
| #define SQL_FN_CVT_CAST               0x00000002
|
| /* SQL_POSITIONED_STATEMENTS bitmasks */
| #define SQL_PS_POSITIONED_DELETE      0x00000001
| #define SQL_PS_POSITIONED_UPDATE      0x00000002
| #define SQL_PS_SELECT_FOR_UPDATE      0x00000004
|
| /* SQL supported conversion bitmasks */
| #define SQL_CVT_CHAR                  0x00000001
| #define SQL_CVT_NUMERIC                0x00000002
| #define SQL_CVT_DECIMAL                0x00000004
| #define SQL_CVT_INTEGER                0x00000008
| #define SQL_CVT_SMALLINT               0x00000010
| #define SQL_CVT_FLOAT                  0x00000020
| #define SQL_CVT_REAL                   0x00000040
| #define SQL_CVT_DOUBLE                 0x00000080
| #define SQL_CVT_VARCHAR                0x00000100
| #define SQL_CVT_LONGVARCHAR            0x00000200
| #define SQL_CVT_BINARY                 0x00000400
| #define SQL_CVT_VARBINARY              0x00000800
| #define SQL_CVT_BIT                    0x00001000
| #define SQL_CVT_TINYINT                0x00002000
| #define SQL_CVT_BIGINT                 0x00004000
| #define SQL_CVT_DATE                   0x00008000
| #define SQL_CVT_TIME                   0x00010000
| #define SQL_CVT_TIMESTAMP              0x00020000
| #define SQL_CVT_LONGVARBINARY         0x00040000
| #define SQL_CVT_INTERVAL_YEAR_MONTH   0x00080000
| #define SQL_CVT_INTERVAL_DAY_TIME     0x00100000
| #define SQL_CVT_WCHAR                  0x00200000
| #define SQL_CVT_WLONGVARCHAR           0x00400000
| #define SQL_CVT_WVARCHAR               0x00800000
| #define SQL_CVT_BLOB                   0x01000000
| #define SQL_CVT_CLOB                   0x02000000
| #define SQL_CVT_DBCLLOB                0x04000000
| #define SQL_CVT_DECFLOAT7              0x08000000 /* @E2A*/
| #define SQL_CVT_DECFLOAT16             0x10000000 /* @E2A*/
| #define SQL_CVT_DECFLOAT34             0x20000000 /* @E2A*/

```

SQL CLI

```
| /* SQL_TIMEDATE_FUNCTIONS bitmasks */
| #define SQL_FN_TD_NOW 0x00000001
| #define SQL_FN_TD_CURDATE 0x00000002
| #define SQL_FN_TD_DAYOFMONTH 0x00000004
| #define SQL_FN_TD_DAYOFWEEK 0x00000008
| #define SQL_FN_TD_DAYOFYEAR 0x00000010
| #define SQL_FN_TD_MONTH 0x00000020
| #define SQL_FN_TD_QUARTER 0x00000040
| #define SQL_FN_TD_WEEK 0x00000080
| #define SQL_FN_TD_YEAR 0x00000100
| #define SQL_FN_TD_CURTIME 0x00000200
| #define SQL_FN_TD_HOUR 0x00000400
| #define SQL_FN_TD_MINUTE 0x00000800
| #define SQL_FN_TD_SECOND 0x00001000
| #define SQL_FN_TD_TIMESTAMPADD 0x00002000
| #define SQL_FN_TD_TIMESTAMPDIFF 0x00004000
| #define SQL_FN_TD_DAYNAME 0x00008000
| #define SQL_FN_TD_MONTHNAME 0x00010000
| #define SQL_FN_TD_CURRENT_DATE 0x00020000
| #define SQL_FN_TD_CURRENT_TIME 0x00040000
| #define SQL_FN_TD_CURRENT_TIMESTAMP 0x00080000
| #define SQL_FN_TD_EXTRACT 0x00100000
|
| /*
| * Output values for SQL_CORRELATION_NAME
| * info type in SQLGetInfo
| */
| #define SQL_CN_NONE 0 /* @C1A*/
| #define SQL_CN_DIFFERENT 1 /* @C1A*/
| #define SQL_CN_ANY 2 /* @C1A*/
|
| /*
| * Output values for SQL_IDENTIFIER_CASE
| * info type in SQLGetInfo
| */
| #define SQL_IC_UPPER 1 /* @C1A*/
| #define SQL_IC_LOWER 2 /* @C1A*/
| #define SQL_IC_SENSITIVE 3 /* @C1A*/
| #define SQL_IC_MIXED 4 /* @C1A*/
|
| /*
| * Output values for SQL_NON_NULLABLE_COLUMNS
| * info type in SQLGetInfo
| */
| #define SQL_NNC_NULL 0 /* @C1A*/
| #define SQL_NNC_NON_NULL 1 /* @C1A*/
|
| /*
| * Output values for SQL_GROUP_BY
| * info type in SQLGetInfo
| */
| #define SQL_GB_NO_RELATION 0 /* @C1A*/
| #define SQL_GB_NOT_SUPPORTED 1 /* @C1A*/
| #define SQL_GB_GROUP_BY_EQUALS_SELECT 2 /* @C1A*/
| #define SQL_GB_GROUP_BY_CONTAINS_SELECT 3 /* @C1A*/
|
| /* Standard SQL data types */
| #define SQL_CHAR 1
| #define SQL_NUMERIC 2
| #define SQL_DECIMAL 3
| #define SQL_INTEGER 4
| #define SQL_SMALLINT 5
| #define SQL_FLOAT 6
| #define SQL_REAL 7
| #define SQL_DOUBLE 8
| #define SQL_DATETIME 9
| #define SQL_VARCHAR 12
```



```

| #define SQL_BLOB          13
| #define SQL_CLOB          14
| #define SQL_DBCLOB        15
| #define SQL_DATALINK      16
| #define SQL_WCHAR         17
| #define SQL_WVARCHAR      18
| #define SQL_BIGINT        19
| #define SQL_BLOB_LOCATOR  20
| #define SQL_CLOB_LOCATOR  21
| #define SQL_DBCLOB_LOCATOR 22
| #define SQL_UTF8_CHAR     23          /* @D1A*/
| #define SQL_WLONGVARCHAR  SQL_WVARCHAR
| #define SQL_LONGVARCHAR   SQL_VARCHAR
| #define SQL_GRAPHIC       95
| #define SQL_VARGRAPHIC    96
| #define SQL_LONGVARGRAPHIC SQL_VARGRAPHIC
| #define SQL_BINARY        -2
| #define SQL_VARBINARY     -3
| #define SQL_LONGVARBINARY SQL_VARBINARY
| #define SQL_DATE          91
| #define SQL_TYPE_DATE     91
| #define SQL_TIME          92
| #define SQL_TYPE_TIME     92
| #define SQL_TIMESTAMP     93
| #define SQL_TYPE_TIMESTAMP 93
| #define SQL_CODE_DATE     1
| #define SQL_CODE_TIME     2
| #define SQL_CODE_TIMESTAMP 3
| #define SQL_ALL_TYPES     0
| #define SQL_DECFLOAT      -360        /* @E2A*/
|
| /* Handle types */
| #define SQL_UNUSED        0
| #define SQL_HANDLE_ENV    1
| #define SQL_HANDLE_DBC    2
| #define SQL_HANDLE_STMT   3
| #define SQL_HANDLE_DESC   4
| #define SQL_NULL_HANDLE   0
|
| #define SQL_HANDLE_DBC_UNICODE 100
|
| /*
|  * NULL status defines; these are used in SQLColAttributes, SQLDescribeCol,
|  * to describe the nullability of a column in a table.
|  */
| #define SQL_NO_NULLS      0
| #define SQL_NULLABLE     1
| #define SQL_NULLABLE_UNKNOWN 2
|
| /* Special length values */
| #define SQL_NO_TOTAL      0
| #define SQL_NULL_DATA    -1
| #define SQL_DATA_AT_EXEC -2
| #define SQL_BIGINT_PREC  19
| #define SQL_INTEGER_PREC 10
| #define SQL_SMALLINT_PREC 5
|
| /* SQLBindParam and SQLBindParameter Extended Indicator values @E2A*/
| #define SQL_DEFAULT_PARAM -5
| #define SQL_UNASSIGNED   -7
|
| /* SQLColAttributes defines */
| #define SQL_ATTR_READONLY 0
| #define SQL_ATTR_WRITE    1
| #define SQL_ATTR_READWRITE_UNKNOWN 2
|
| /* Valid concurrency values */

```

SQL CLI

```
| #define SQL_CONCUR_LOCK          0
| #define SQL_CONCUR_READ_ONLY    1
| #define SQL_CONCUR_ROWVER        3
| #define SQL_CONCUR_VALUES        4
|
| /* Valid environment attributes */
| #define SQL_ATTR_OUTPUT_NTS      10001
| #define SQL_ATTR_SYS_NAMING      10002
| #define SQL_ATTR_DEFAULT_LIB     10003
| #define SQL_ATTR_SERVER_MODE     10004
| #define SQL_ATTR_JOB_SORT_SEQUENCE 10005
| #define SQL_ATTR_ENVHNDL_COUNTER 10009
| #define SQL_ATTR_ESCAPE_CHAR     10010
| #define SQL_ATTR_INCLUDE_NULL_IN_LEN 10031
| #define SQL_ATTR_UTF8            10032
| #define SQL_ATTR_SYSCAP          10033
| #define SQL_ATTR_REQUIRE_PROFILE 10034
| #define SQL_ATTR_UCS2            10035
| #define SQL_ATTR_TRUNCATION_RTNC 10036 /* @D1A*/
|
| /* Valid environment/connection attributes */
| #define SQL_ATTR_EXTENDED_COL_INFO 10019
| #define SQL_ATTR_DATE_FMT         10020
| #define SQL_ATTR_DATE_SEP         10021
| #define SQL_ATTR_TIME_FMT         10022
| #define SQL_ATTR_TIME_SEP         10023
| #define SQL_ATTR_DECIMAL_SEP      10024
| #define SQL_ATTR_TXN_INFO         10025
| #define SQL_ATTR_TXN_EXTERNAL     10026
| #define SQL_ATTR_2ND_LEVEL_TEXT   10027
| #define SQL_ATTR_SAVEPOINT_NAME   10028
| #define SQL_ATTR_TRACE            10029
| #define SQL_ATTR_MAX_PRECISION    10040
| #define SQL_ATTR_MAX_SCALE        10041
| #define SQL_ATTR_MIN_DIVIDE_SCALE 10042
| #define SQL_ATTR_HEX_LITERAL      10043
| #define SQL_ATTR_CORRELATOR       10044 /* @D1A*/
| #define SQL_ATTR_QUERY_OPTIMIZE_GOAL 10045 /* @D3A*/
| #define SQL_ATTR_PREFETCH         10100 /* @E1A*/
| #define SQL_ATTR_CLOSEONEOF       10101 /* @E1A*/
| #define SQL_ATTR_ANSI_APP         10102 /* @E1A*/
| #define SQL_ATTR_INFO_USERID      10103 /* @E2A*/
| #define SQL_ATTR_INFO_WRKSTNAME   10104 /* @E2A*/
| #define SQL_ATTR_INFO_APPLNAME    10105 /* @E2A*/
| #define SQL_ATTR_INFO_ACCTSTR     10106 /* @E2A*/
| #define SQL_ATTR_INFO_PROGRAMID   10107 /* @E2A*/
| #define SQL_ATTR_DECFLOAT_ROUNDING_MODE 10112 /* @E2A*/
| #define SQL_ATTR_OLD_MTADTA_BEHAVIOR 10113 /* @E2A*/
| #define SQL_ATTR_NULL_REQUIRED    10114 /* @E2A*/
| #define SQL_ATTR_FREE_LOCATORS    10115 /* @E2A*/
| #define SQL_ATTR_EXTENDED_INDICATORS 10116 /* @E2A*/
|
| /* Valid transaction info operations */
| /* Start Options */
| #define SQL_TXN_FIND 1 /* TMJOIN */
| #define SQL_TXN_CREATE 2 /* TMNOFLAGS */
| #define SQL_TXN_RESUME 7 /* TMRESUME @D5A*/
| /* End Options */
| #define SQL_TXN_CLEAR 3 /* TMSUSPEND */
| #define SQL_TXN_END 4 /* TMSUCCESS */
| /* w/o HOLD */
| #define SQL_TXN_HOLD 5 /* TMSUCCESS */
| /* w/HOLD @D1A*/
| #define SQL_TXN_END_FAIL 6 /* TMFAIL @D5A*/
|
| /* Valid environment/connection values */
| #define SQL_FMT_ISO 1
```

```

| #define SQL_FMT_USA                2
| #define SQL_FMT_EUR                3
| #define SQL_FMT_JIS                4
| #define SQL_FMT_MDY                5
| #define SQL_FMT_DMY                6
| #define SQL_FMT_YMD                7
| #define SQL_FMT_JUL                8
| #define SQL_FMT_HMS                9
| #define SQL_FMT_JOB                10
| #define SQL_SEP_SLASH              1
| #define SQL_SEP_DASH               2
| #define SQL_SEP_PERIOD             3
| #define SQL_SEP_COMMA              4
| #define SQL_SEP_BLANK              5
| #define SQL_SEP_COLON              6
| #define SQL_SEP_JOB                7
| #define SQL_HEX_IS_CHAR            1
| #define SQL_HEX_IS_BINARY          2
| #define SQL_FIRST_IO               1          /* @D3A*/
| #define SQL_ALL_IO                 2          /* @D3A*/
|
| /*
|  * Options for Rounding Modes. These numeric values can
|  * be set with SQLSetConnectAttr() API for the attribute
|  * SQL_ATTR_DECFLOAT_ROUNDING_MODE. The SQLGetConnectAttr()
|  * API will return these values for the
|  * SQL_ATTR_DECFLOAT_ROUNDING_MODE attribute.          @E2A*/
| #define ROUND_HALF_EVEN 0          /* @E2A*/
| #define ROUND_HALF_UP 1           /* @E2A*/
| #define ROUND_DOWN 2             /* @E2A*/
| #define ROUND_CEILING 3          /* @E2A*/
| #define ROUND_FLOOR 4            /* @E2A*/
| #define ROUND_HALF_DOWN 5        /* @E2A*/
| #define ROUND_UP 6              /* @E2A*/
|
| /* Valid values for type in GetCol          */
| #define SQL_DEFAULT                99
| #define SQL_ARD_TYPE                -99
|
| /* Valid values for UPDATE_RULE and DELETE_RULE in SQLForeignKeys */
| #define SQL_CASCADE                1
| #define SQL_RESTRICT               2
| #define SQL_NO_ACTION              3
| #define SQL_SET_NULL               4
| #define SQL_SET_DEFAULT            5
|
| /* Valid values for result set column DEFERRABILITY in
|  SQLForeignKeys */
| #define SQL_INITIALLY_DEFERRED     5          /* @E2A*/
| #define SQL_INITIALLY_IMMEDIATE    6          /* @E2A*/
| #define SQL_NOT_DEFERRABLE         7          /* @E2A*/
|
| /* Valid values for result set column PROCEDURE_TYPE in
|  SQLProcedures */
| #define SQL_PT_UNKNOWN              0          /* @E2A*/
| #define SQL_PT_PROCEDURE            1          /* @E2A*/
| #define SQL_PT_FUNCTION             2          /* @E2A*/
|
| /* Valid values for COLUMN_TYPE in SQLProcedureColumns */
| #define SQL_PARAM_INPUT            1
| #define SQL_PARAM_OUTPUT           2
| #define SQL_PARAM_INPUT_OUTPUT     3
|
| /* statement attributes */
| #define SQL_ATTR_APP_ROW_DESC      10010
| #define SQL_ATTR_APP_PARAM_DESC   10011
| #define SQL_ATTR_IMP_ROW_DESC     10012

```

SQL CLI

```
| #define SQL_ATTR_IMP_PARAM_DESC      10013
| #define SQL_ATTR_FOR_FETCH_ONLY     10014
| #define SQL_ATTR_CONCURRENCY        10014
| #define SQL_CONCURRENCY              10014
| #define SQL_ATTR_CURSOR_SCROLLABLE  10015
| #define SQL_ATTR_ROWSET_SIZE        10016
| #define SQL_ROWSET_SIZE              10016
| #define SQL_ATTR_ROW_ARRAY_SIZE     10016
| #define SQL_ATTR_CURSOR_HOLD        10017
| #define SQL_ATTR_FULL_OPEN          10018
| #define SQL_ATTR_BIND_TYPE          10049
| #define SQL_BIND_TYPE                10049
| #define SQL_ATTR_CURSOR_TYPE        10050
| #define SQL_CURSOR_TYPE              10050
| #define SQL_ATTR_CURSOR_SENSITIVITY 10051      /* @D1A*/
| #define SQL_CURSOR_SENSITIVE        10051      /* @D1A*/
| #define SQL_ATTR_ROW_STATUS_PTR     10052      /* @D3A*/
| #define SQL_ATTR_ROWS_FETCHED_PTR   10053      /* @D3A*/
| #define SQL_ATTR_ROW_BIND_TYPE     10056      /* @E2A*/
| #define SQL_ATTR_PARAM_BIND_TYPE   10057      /* @E2A*/
| #define SQL_ATTR_PARAMSET_SIZE     10058      /* @E2A*/
| #define SQL_ATTR_PARAM_STATUS_PTR   10059      /* @E2A*/
| #define SQL_ATTR_PARAMS_PROCESSED_PTR 10060     /* @E2A*/
| #define SQL_ATTR_NUMBER_RESULTSET_ROWS_PTR 10061 /* @E2A*/
|
| /* values for setting statement attributes */
| #define SQL_BIND_BY_ROW              0
| #define SQL_BIND_BY_COLUMN          1
| #define SQL_CURSOR_FORWARD_ONLY     0
| #define SQL_CURSOR_STATIC            1
| #define SQL_CURSOR_DYNAMIC           2
| #define SQL_CURSOR_KEYSET_DRIVEN    3
| #define SQL_UNSPECIFIED              0      /* @D1A*/
| #define SQL_INSENSITIVE              1      /* @D1A*/
| #define SQL_SENSITIVE                2      /* @D1A*/
|
| /* Codes used in FetchScroll */
| #define SQL_FETCH_NEXT                1
| #define SQL_FETCH_FIRST               2
| #define SQL_FETCH_LAST                3
| #define SQL_FETCH_PRIOR               4
| #define SQL_FETCH_ABSOLUTE            5
| #define SQL_FETCH_RELATIVE            6
|
| /* SQLColAttributes defines */
| #define SQL_DESC_COUNT                1
| #define SQL_DESC_TYPE                 2
| #define SQL_DESC_LENGTH               3
| #define SQL_DESC_LENGTH_PTR           4
| #define SQL_DESC_PRECISION            5
| #define SQL_DESC_SCALE                6
| #define SQL_DESC_DATETIME_INTERVAL_CODE 7
| #define SQL_DESC_NULLABLE             8
| #define SQL_DESC_INDICATOR_PTR        9
| #define SQL_DESC_DATA_PTR             10
| #define SQL_DESC_NAME                 11
| #define SQL_DESC_UNNAMED              12
| #define SQL_DESC_DISPLAY_SIZE         13
| #define SQL_DESC_AUTO_INCREMENT       14
| #define SQL_DESC_SEARCHABLE           15
| #define SQL_DESC_UPDATABLE            16
| #define SQL_DESC_BASE_COLUMN          17
| #define SQL_DESC_BASE_TABLE           18
| #define SQL_DESC_BASE_SCHEMA          19
| #define SQL_DESC_LABEL                20
| #define SQL_DESC_MONEY                21
| #define SQL_DESC_TYPE_NAME            23      /* @D3A*/
```

```

| #define SQL_DESC_ALLOC_TYPE          99
| #define SQL_DESC_ALLOC_AUTO         1
| #define SQL_DESC_ALLOC_USER         2
|
| #define SQL_COLUMN_COUNT             1
| #define SQL_COLUMN_TYPE              2
| #define SQL_COLUMN_LENGTH           3
| #define SQL_COLUMN_LENGTH_PTR       4
| #define SQL_COLUMN_PRECISION        5
| #define SQL_COLUMN_SCALE            6
| #define SQL_COLUMN_DATETIME_INTERVAL_CODE 7
| #define SQL_COLUMN_NULLABLE         8
| #define SQL_COLUMN_INDICATOR_PTR    9
| #define SQL_COLUMN_DATA_PTR         10
| #define SQL_COLUMN_NAME             11
| #define SQL_COLUMN_UNNAMED          12
| #define SQL_COLUMN_DISPLAY_SIZE     13
| #define SQL_COLUMN_AUTO_INCREMENT   14
| #define SQL_COLUMN_SEARCHABLE       15
| #define SQL_COLUMN_UPDATABLE        16
| #define SQL_COLUMN_BASE_COLUMN      17
| #define SQL_COLUMN_BASE_TABLE       18
| #define SQL_COLUMN_BASE_SCHEMA      19
| #define SQL_COLUMN_LABEL            20
| #define SQL_COLUMN_MONEY            21
| #define SQL_COLUMN_ALLOC_TYPE       99
| #define SQL_COLUMN_ALLOC_AUTO       1
| #define SQL_COLUMN_ALLOC_USER       2
|
| /* Valid codes for SpecialColumns procedure */
| #define SQL_SCOPE_CURROW             0
| #define SQL_SCOPE_TRANSACTION        1
| #define SQL_SCOPE_SESSION            2
| #define SQL_PC_UNKNOWN               0
| #define SQL_PC_NOT_PSEUDO            1
| #define SQL_PC_PSEUDO                2
|
| /* Valid values for connect attribute */
| #define SQL_ATTR_AUTO_IPD            10001
| #define SQL_ATTR_ACCESS_MODE         10002
| #define SQL_ACCESS_MODE              10002
| #define SQL_ATTR_AUTOCOMMIT          10003
| #define SQL_AUTOCOMMIT               10003
| #define SQL_ATTR_DBC_SYS_NAMING      10004
| #define SQL_ATTR_DBC_DEFAULT_LIB     10005
| #define SQL_ATTR_ADOPT_OWNER_AUTH    10006
| #define SQL_ATTR_SYSBAS_CMT          10007
| #define SQL_ATTR_SET_SSA              10008 /* @D3A*/
| #define SQL_ATTR_COMMIT              0
| #define SQL_MODE_READ_ONLY           0
| #define SQL_MODE_READ_WRITE          1
| #define SQL_MODE_DEFAULT              1
| #define SQL_AUTOCOMMIT_OFF           0
| #define SQL_AUTOCOMMIT_ON            1
| #define SQL_TXN_ISOLATION            0
| #define SQL_ATTR_TXN_ISOLATION        0
| #define SQL_COMMIT_NONE              1
| #define SQL_TXN_NO_COMMIT            1
| #define SQL_TXN_NOCOMMIT             1
| #define SQL_COMMIT_CHG                2
| #define SQL_COMMIT_UR                2
| #define SQL_TXN_READ_UNCOMMITTED     2
| #define SQL_COMMIT_CS                 3
| #define SQL_TXN_READ_COMMITTED       3
| #define SQL_COMMIT_ALL                4
| #define SQL_COMMIT_RS                 4
| #define SQL_TXN_REPEATABLE_READ      4

```

SQL CLI

```
| #define SQL_COMMIT_RR          5
| #define SQL_TXN_SERIALIZABLE  5
|
| /* Valid index flags          */
| #define SQL_INDEX_UNIQUE      0
| #define SQL_INDEX_ALL         1
| #define SQL_INDEX_OTHER       3
| #define SQL_TABLE_STAT        0
| #define SQL_ENSURE            1
| #define SQL_QUICK              0
|
| /* Valid trace values        */
| #define SQL_ATTR_TRACE_CLI     1
| #define SQL_ATTR_TRACE_DBMON  2
| #define SQL_ATTR_TRACE_DEBUG   4
| #define SQL_ATTR_TRACE_JOBLOG  8
| #define SQL_ATTR_TRACE_STRTRC 16
|
| /* Valid File Options        */
| #define SQL_FILE_READ          2
| #define SQL_FILE_CREATE        8
| #define SQL_FILE_OVERWRITE     16
| #define SQL_FILE_APPEND       32
|
| /* Valid types for GetDiagField */
| #define SQL_DIAG_RETURNCODE    1
| #define SQL_DIAG_NUMBER        2
| #define SQL_DIAG_ROW_COUNT     3
| #define SQL_DIAG_SQLSTATE      4
| #define SQL_DIAG_NATIVE        5
| #define SQL_DIAG_MESSAGE_TEXT  6
| #define SQL_DIAG_DYNAMIC_FUNCTION 7
| #define SQL_DIAG_CLASS_ORIGIN  8
| #define SQL_DIAG_SUBCLASS_ORIGIN 9
| #define SQL_DIAG_CONNECTION_NAME 10
| #define SQL_DIAG_SERVER_NAME   11
| #define SQL_DIAG_MESSAGE_TOKENS 12
| #define SQL_DIAG_AUTOGEN_KEY   14
|
| /*
|  * SQLColAttributes defines
|  * These are also used by SQLGetInfo
|  */
| #define SQL_UNSEARCHABLE       0
| #define SQL_LIKE_ONLY          1
| #define SQL_ALL_EXCEPT_LIKE  2
| #define SQL_SEARCHABLE         3
|
| /* GetFunctions() values to identify CLI functions */
| #define SQL_API_SQLALLOCONNECT  1
| #define SQL_API_SQLALLOCENV     2
| #define SQL_API_SQLALLOCHANDLE 1001
| #define SQL_API_SQLALLOCSTMT    3
| #define SQL_API_SQLBINDCOL      4
| #define SQL_API_SQLBINDFILETOCOL 2002
| #define SQL_API_SQLBINDFILETOPARAM 2003
| #define SQL_API_SQLBINDPARAM    1002
| #define SQL_API_SQLBINDPARAMETER 1023
| #define SQL_API_SQLCANCEL       5
| #define SQL_API_SQLCLOSECURSOR 1003
| #define SQL_API_SQLCOLATTRIBUTE  6
| #define SQL_API_SQLCOLATTRIBUTEW 3001
| #define SQL_API_SQLCOLATTRIBUTES 11006
| #define SQL_API_SQLCOLATTRIBUTESW 3002
| #define SQL_API_SQLCOLUMNPRIVILEGES 2010
| #define SQL_API_SQLCOLUMNPRIVILEGESW 3003
| #define SQL_API_SQLCOLUMNS     40
```

```

| #define SQL_API_SQLCOLUMNSW          3004
| #define SQL_API_SQLCONNECT           7
| #define SQL_API_SQLCONNECTW         3005
| #define SQL_API_SQLCOPYDESC         1004
| #define SQL_API_SQLDATASOURCES       57
| #define SQL_API_SQLDATASOURCESW     3006
| #define SQL_API_SQLDESCRIBECOL      8
| #define SQL_API_SQLDESCRIBECOLW    3007
| #define SQL_API_SQLDESCRIBEPARAM     58
| #define SQL_API_SQLDISCONNECT        9
| #define SQL_API_SQLDRIVERCONNECT    68
| #define SQL_API_SQLENDTRAN          1005
| #define SQL_API_SQLERROR            10
| #define SQL_API_SQLERRORW           3008
| #define SQL_API_SQLEXECDIRECT        11
| #define SQL_API_SQLEXECDIRECTW      3009
| #define SQL_API_SQLEXECUTE           12          /* Add back in. @E1A*/
| #define SQL_API_SQLEXTENDEDFETCH    1022
| #define SQL_API_SQLFETCH            13
| #define SQL_API_SQLFETCHSCROLL      1021
| #define SQL_API_SQLFOREIGNKEYS       60
| #define SQL_API_SQLFOREIGNKEYSW     3010
| #define SQL_API_SQLFREECONNECT      14
| #define SQL_API_SQLFREEENV          15
| #define SQL_API_SQLFREEHANDLE       1006
| #define SQL_API_SQLFREESTMT         16
| #define SQL_API_SQLGETCOL           43
| #define SQL_API_SQLGETCOLW          3011
| #define SQL_API_SQLGETCONNECTATTR   1007
| #define SQL_API_SQLGETCONNECTATTRW  3012
| #define SQL_API_SQLGETCONNECTOPTION  42
| #define SQL_API_SQLGETCONNECTOPTIONW 3013
| #define SQL_API_SQLGETCURSORNAME     17
| #define SQL_API_SQLGETCURSORNAMEW   3014
| #define SQL_API_SQLGETDATA           43
| #define SQL_API_SQLGETDESCFIELD      1008
| #define SQL_API_SQLGETDESCFIELDW    3015
| #define SQL_API_SQLGETDESCREC        1009
| #define SQL_API_SQLGETDESCRECW      3016
| #define SQL_API_SQLGETDIAGFIELD     1010
| #define SQL_API_SQLGETDIAGFIELDW    3017
| #define SQL_API_SQLGETDIAGREC       1011
| #define SQL_API_SQLGETDIAGRECW      3018
| #define SQL_API_SQLGETENVATTR        1012
| #define SQL_API_SQLGETFUNCTIONS      44
| #define SQL_API_SQLGETINFO           45
| #define SQL_API_SQLGETINFOW         3019
| #define SQL_API_SQLGETLENGTH        2004
| #define SQL_API_SQLGETPOSITION       2005
| #define SQL_API_SQLGETPOSITIONW     3020
| #define SQL_API_SQLGETSTMTATTR      1014
| #define SQL_API_SQLGETSTMTATTRW     3021
| #define SQL_API_SQLGETSTMTOPTION     46
| #define SQL_API_SQLGETSTMTOPTIONW   3022
| #define SQL_API_SQLGETSUBSTRING      2006
| #define SQL_API_SQLGETSUBSTRINGW    3023
| #define SQL_API_SQLGETTYPEINFO       47
| #define SQL_API_SQLGETTYPEINFOW     3024
| #define SQL_API_SQLLANGUAGES        2001
| #define SQL_API_SQLMORERESULTS      61
| #define SQL_API_SQLNATIVESQL        62
| #define SQL_API_SQLNATIVESQLW       3025
| #define SQL_API_SQLNEXTRESULT        2009
| #define SQL_API_SQLNUMPARAMS        63
| #define SQL_API_SQLNUMRESULTCOLS    18
| #define SQL_API_SQLPARAMDATA        48
| #define SQL_API_SQLPARAMOPTIONS     2007

```

SQL CLI

```
| #define SQL_API_SQLPREPARE          19
| #define SQL_API_SQLPREPAREW        3026
| #define SQL_API_SQLPRIMARYKEYS     65
| #define SQL_API_SQLPRIMARYKEYSW    3027
| #define SQL_API_SQLPROCEDURECOLUMNS 66
| #define SQL_API_SQLPROCEDURECOLUMNSW 3028
| #define SQL_API_SQLPROCEDURES      67
| #define SQL_API_SQLPROCEDURESW     3029
| #define SQL_API_SQLPUTDATA         49
| #define SQL_API_SQLRELEASEENV      1015
| #define SQL_API_SQLROWCOUNT       20
| #define SQL_API_SQLSETCONNECTATTR  1016
| #define SQL_API_SQLSETCONNECTATTRW 3030
| #define SQL_API_SQLSETCONNECTOPTION 50
| #define SQL_API_SQLSETCONNECTOPTIONW 3031
| #define SQL_API_SQLSETCURSORNAME   21
| #define SQL_API_SQLSETCURSORNAMEW  3032
| #define SQL_API_SQLSETDESCFIELD    1017
| #define SQL_API_SQLSETDESCFIELDW   3033
| #define SQL_API_SQLSETDESCREC      1018
| #define SQL_API_SQLSETENVATTR      1019
| #define SQL_API_SQLSETPARAM        22
| #define SQL_API_SQLSETSTMTATTR     1020
| #define SQL_API_SQLSETSTMTATTRW    3034
| #define SQL_API_SQLSETSTMTOPTION   51
| #define SQL_API_SQLSETSTMTOPTIONW  3035
| #define SQL_API_SQLSPECIALCOLUMNS 52
| #define SQL_API_SQLSPECIALCOLUMNSW 3036
| #define SQL_API_SQLSTARTTRAN       2008
| #define SQL_API_SQLSTATISTICS      53
| #define SQL_API_SQLSTATISTICSW     3037
| #define SQL_API_SQLTABLEPRIVILEGES 2011
| #define SQL_API_SQLTABLEPRIVILEGESW 3038
| #define SQL_API_SQLTABLES          54
| #define SQL_API_SQLTABLESW         3039
| #define SQL_API_SQLTRANSACT        23
|
| /* unsupported APIs */
| #define SQL_API_SQLSETPOS           -1
|
| /* NULL handle defines */
| #ifdef __64BIT__
| #define SQL_NULL_HENV              0
| #define SQL_NULL_HDBC              0
| #define SQL_NULL_HSTMT             0
| #else
| #define SQL_NULL_HENV              0L
| #define SQL_NULL_HDBC              0L
| #define SQL_NULL_HSTMT             0L
| #endif
|
| #ifdef __64BIT__
| #if !defined(SDWORD)
| typedef int                        SDWORD;
| #endif
| #if !defined(UDWORD)
| typedef unsigned int               UDWORD;
| #endif
| #else
| #if !defined(SDWORD)
| typedef long int                   SDWORD;
| #endif
| #if !defined(UDWORD)
| typedef unsigned long int          UDWORD;
| #endif
| #endif
| #if !defined(UWORD)
```



```

| typedef unsigned short int  UWORD;
| #endif
| #if !defined(SWORD)
| typedef signed short int   SWORD;
| #endif
|
| #include "sql.h"                /* SQL definitions                @E1M*/
|
| /* This should be temporary until math.h makes the typedef's below permanent,
|    without the need of STDC_WANT_DEC_FP or IBM_DFP declaration. Without this
|    fix QCPIMPRT.c fails b/c it includes math.h w/out these declares
|    set.                                @E2A*/
|
| #include "math.h"                /* Decimal floating point types @E2A*/
|
| typedef char                    SQLCHAR;
| typedef wchar_t                SQLWCHAR; /* W-API constant.        @E1A*/
| typedef short int              SQLSMALLINT;
| typedef UWORD                  SQLUSMALLINT;
| typedef UDWORD                 SQLUINTEGER;
| typedef double                 SQLDOUBLE;
| typedef float                  SQLREAL;
|
| typedef void *                 PTR;
| typedef PTR                    SQLPOINTER;
|
| #ifdef __64BIT__
| typedef int                    SQLINTEGER;
| typedef int                    HENV;
| typedef int                    HDBC;
| typedef int                    HSTMT;
| typedef int                    HDESC;
| typedef int                    SQLHANDLE;
| #else
| typedef long int               SQLINTEGER;
| typedef long                   HENV;
| typedef long                   HDBC;
| typedef long                   HSTMT;
| typedef long                   HDESC;
| typedef long                   SQLHANDLE;
| #endif
|
| typedef HENV                   SQLHENV;
| typedef HDBC                   SQLHDBC;
| typedef HSTMT                  SQLHSTMT;
| typedef HDESC                  SQLHDESC;
|
| typedef SQLINTEGER             RETCODE;
| typedef RETCODE               SQLRETURN;
|
| typedef float                  SFLOAT;
|
| typedef SQLPOINTER             SQLHWND;
|
|
| /*
|  * DATE, TIME, and TIMESTAMP structures. These are for compatibility
|  * purposes only. When actually specifying or retrieving DATE, TIME,
|  * and TIMESTAMP values, character strings must be used.
|  */
|
| typedef struct DATE_STRUCT
| {
|     SQLSMALLINT  year;
|     SQLSMALLINT  month;

```

SQL CLI

```
|     SQLSMALLINT    day;
| } DATE_STRUCT;
|
| typedef struct TIME_STRUCT
| {
|     SQLSMALLINT    hour;
|     SQLSMALLINT    minute;
|     SQLSMALLINT    second;
| } TIME_STRUCT;
|
| typedef struct TIMESTAMP_STRUCT
| {
|     SQLSMALLINT    year;
|     SQLSMALLINT    month;
|     SQLSMALLINT    day;
|     SQLSMALLINT    hour;
|     SQLSMALLINT    minute;
|     SQLSMALLINT    second;
|     SQLINTEGER     fraction;    /* fraction of a second */
| } TIMESTAMP_STRUCT;
|
| /* Transaction info structure */
| typedef struct TXN_STRUCT {
|     SQLINTEGER     operation;
|     SQLCHAR        tminfo[10];
|     SQLCHAR        reserved1[2];
|     void           *XID;
|     SQLINTEGER     timeoutval;
|     SQLINTEGER     locktimeout;
|     SQLCHAR        reserved2[8];
| } TXN_STRUCT;
|
|
| SQL_EXTERN SQLRETURN SQLAllocConnect (SQLHENV          henv,
|                                     SQLHDBC           *phdbc);
|
| SQL_EXTERN SQLRETURN SQLAllocEnv     (SQLHENV          *phenv);
|
| SQL_EXTERN SQLRETURN SQLAllocHandle (SQLSMALLINT      htype,
|                                     SQLINTEGER        ihnd,
|                                     SQLINTEGER        *ohnd);
|
| SQL_EXTERN SQLRETURN SQLAllocStmt   (SQLHDBC          hdbc,
|                                     SQLHSTMT          *phstmt);
|
| SQL_EXTERN SQLRETURN SQLBindCol     (SQLHSTMT        hstmt,
|                                     SQLSMALLINT      icol,
|                                     SQLSMALLINT      iType,
|                                     SQLPOINTER       rgbValue,
|                                     SQLINTEGER        cbValueMax,
|                                     SQLINTEGER        *pcbValue);
|
| SQL_EXTERN SQLRETURN SQLBindFileToCol (SQLHSTMT      hstmt,
|                                       SQLSMALLINT    icol,
|                                       SQLCHAR        *fName,
|                                       SQLSMALLINT    *fNameLen,
|                                       SQLINTEGER     *fOptions,
|                                       SQLSMALLINT    fValueMax,
|                                       SQLINTEGER     *sLen,
|                                       SQLINTEGER     *pcbValue);
|
| SQL_EXTERN SQLRETURN SQLBindFileToParam (SQLHSTMT    hstmt,
```

```

|                               SQLSMALLINT    ipar,
|                               SQLSMALLINT    iType,
|                               SQLCHAR        *fName,
|                               SQLSMALLINT    *fNameLen,
|                               SQLINTEGER     *fOptions,
|                               SQLSMALLINT    fValueMax,
|                               SQLINTEGER     *pcbValue);
|
| SQL_EXTERN SQLRETURN SQLBindParam  (SQLHSTMT    hstmt,
|                               SQLSMALLINT    iparm,
|                               SQLSMALLINT    iType,
|                               SQLSMALLINT    pType,
|                               SQLINTEGER     pLen,
|                               SQLSMALLINT    pScale,
|                               SQLPOINTER     pData,
|                               SQLINTEGER     *pcbValue);
|
| SQL_EXTERN SQLRETURN SQLBindParameter (SQLHSTMT    hstmt,
|                               SQLSMALLINT    ipar,
|                               SQLSMALLINT    fParamType,
|                               SQLSMALLINT    fCType,
|                               SQLSMALLINT    fSQLType,
|                               SQLINTEGER     pLen,
|                               SQLSMALLINT    pScale,
|                               SQLPOINTER     pData,
|                               SQLINTEGER     cbValueMax,
|                               SQLINTEGER     *pcbValue);
|
| SQL_EXTERN SQLRETURN SQLCancel      (SQLHSTMT    hstmt);
|
| SQL_EXTERN SQLRETURN SQLCloseCursor (SQLHSTMT    hstmt);
|
| SQL_EXTERN SQLRETURN SQLColAttribute (SQLHSTMT    hstmt,
|                               SQLSMALLINT    icol,
|                               SQLSMALLINT    fDescType,
|                               SQLPOINTER     rgbDesc,
|                               SQLSMALLINT    cbDescMax,
|                               SQLSMALLINT    *pcbDesc,
|                               SQLPOINTER     pfDesc);
|
|
|                               /* @E1C*/
|
| SQL_EXTERN SQLRETURN SQLColAttributeW (SQLHSTMT    hstmt,
|                               SQLSMALLINT    icol,
|                               SQLSMALLINT    fDescType,
|                               SQLPOINTER     rgbDesc,
|                               SQLSMALLINT    cbDescMax,
|                               SQLSMALLINT    *pcbDesc,
|                               SQLPOINTER     pfDesc);
|
|
|                               /* @E1C*/
|
| SQL_EXTERN SQLRETURN SQLColAttributes (SQLHSTMT    hstmt,
|                               SQLSMALLINT    icol,
|                               SQLSMALLINT    fDescType,
|                               SQLCHAR        *rgbDesc,
|                               SQLINTEGER     cbDescMax,
|                               SQLINTEGER     *pcbDesc,
|                               SQLINTEGER     *pfDesc);
|
| SQL_EXTERN SQLRETURN SQLColAttributesW (SQLHSTMT    hstmt,
|                               SQLSMALLINT    icol,
|                               SQLSMALLINT    fDescType,
|                               SQLWCHAR      *rgbDesc,
|                               SQLINTEGER     cbDescMax,
|                               SQLINTEGER     *pcbDesc,
|                               SQLINTEGER     *pfDesc);
|
| SQL_EXTERN SQLRETURN SQLColumnPrivileges (SQLHSTMT    hstmt,

```

SQL CLI

```

|                                     SQLCHAR      *szTableQualifier,
|                                     SQLSMALLINT  cbTableQualifier,
|                                     SQLCHAR      *szTableOwner,
|                                     SQLSMALLINT  cbTableOwner,
|                                     SQLCHAR      *szTableName,
|                                     SQLSMALLINT  cbTableName,
|                                     SQLCHAR      *szColumnName,
|                                     SQLSMALLINT  cbColumnName);
|
| SQL_EXTERN SQLRETURN  SQLColumnPrivilegesW (SQLHSTMT  hstmt,
|                                     SQLWCHAR      *szTableQualifier,
|                                     SQLSMALLINT  cbTableQualifier,
|                                     SQLWCHAR      *szTableOwner,
|                                     SQLSMALLINT  cbTableOwner,
|                                     SQLWCHAR      *szTableName,
|                                     SQLSMALLINT  cbTableName,
|                                     SQLWCHAR      *szColumnName,
|                                     SQLSMALLINT  cbColumnName);
|
| SQL_EXTERN SQLRETURN  SQLColumns (SQLHSTMT  hstmt,
|                                     SQLCHAR      *szTableQualifier,
|                                     SQLSMALLINT  cbTableQualifier,
|                                     SQLCHAR      *szTableOwner,
|                                     SQLSMALLINT  cbTableOwner,
|                                     SQLCHAR      *szTableName,
|                                     SQLSMALLINT  cbTableName,
|                                     SQLCHAR      *szColumnName,
|                                     SQLSMALLINT  cbColumnName);
|
| SQL_EXTERN SQLRETURN  SQLColumnsW (SQLHSTMT  hstmt,
|                                     SQLWCHAR      *szTableQualifier,
|                                     SQLSMALLINT  cbTableQualifier,
|                                     SQLWCHAR      *szTableOwner,
|                                     SQLSMALLINT  cbTableOwner,
|                                     SQLWCHAR      *szTableName,
|                                     SQLSMALLINT  cbTableName,
|                                     SQLWCHAR      *szColumnName,
|                                     SQLSMALLINT  cbColumnName);
|
| SQL_EXTERN SQLRETURN  SQLConnect (SQLHDBC  hdbc,
|                                     SQLCHAR      *szDSN,
|                                     SQLSMALLINT  cbDSN,
|                                     SQLCHAR      *szUID,
|                                     SQLSMALLINT  cbUID,
|                                     SQLCHAR      *szAuthStr,
|                                     SQLSMALLINT  cbAuthStr);
|
| SQL_EXTERN SQLRETURN  SQLConnectW (SQLHDBC  hdbc,
|                                     SQLWCHAR      *szDSN,
|                                     SQLSMALLINT  cbDSN,
|                                     SQLWCHAR      *szUID,
|                                     SQLSMALLINT  cbUID,
|                                     SQLWCHAR      *szAuthStr,
|                                     SQLSMALLINT  cbAuthStr);
|
| SQL_EXTERN SQLRETURN  SQLCopyDesc (SQLHDESC  sDesc,
|                                     SQLHDESC  tDesc);
|
| SQL_EXTERN SQLRETURN  SQLDataSources (SQLHENV  henv,
|                                     SQLSMALLINT  fDirection,
|                                     SQLCHAR      *szDSN,
|                                     SQLSMALLINT  cbDSNMax,
|                                     SQLSMALLINT  *pcbDSN,
|                                     SQLCHAR      *szDescription,
|                                     SQLSMALLINT  cbDescriptionMax,
|                                     SQLSMALLINT  *pcbDescription);

```

```

SQL_EXTERN SQLRETURN SQLDataSourcesW (SQLHENV          henv,
                                       SQLSMALLINT     fDirection,
                                       SQLWCHAR         *szDSN,
                                       SQLSMALLINT     cbDSNMax,
                                       SQLSMALLINT     *pcbDSN,
                                       SQLWCHAR         *szDescription,
                                       SQLSMALLINT     cbDescriptionMax,
                                       SQLSMALLINT     *pcbDescription);

SQL_EXTERN SQLRETURN SQLDescribeCol (SQLHSTMT          hstmt,
                                       SQLSMALLINT     icol,
                                       SQLCHAR          *szColName,
                                       SQLSMALLINT     cbColNameMax,
                                       SQLSMALLINT     *pcbColName,
                                       SQLSMALLINT     *pfSqlType,
                                       SQLINTEGER      *pcbColDef,
                                       SQLSMALLINT     *pibScale,
                                       SQLSMALLINT     *pfNullable);

SQL_EXTERN SQLRETURN SQLDescribeColW (SQLHSTMT         hstmt,
                                       SQLSMALLINT     icol,
                                       SQLWCHAR         *szColName,
                                       SQLSMALLINT     cbColNameMax,
                                       SQLSMALLINT     *pcbColName,
                                       SQLSMALLINT     *pfSqlType,
                                       SQLINTEGER      *pcbColDef,
                                       SQLSMALLINT     *pibScale,
                                       SQLSMALLINT     *pfNullable);

SQL_EXTERN SQLRETURN SQLDescribeParam (SQLHSTMT        hstmt,
                                       SQLSMALLINT     ipar,
                                       SQLSMALLINT     *pfSqlType,
                                       SQLINTEGER      *pcbColDef,
                                       SQLSMALLINT     *pibScale,
                                       SQLSMALLINT     *pfNullable);

SQL_EXTERN SQLRETURN SQLDisconnect (SQLHDBC           hdbc);

SQL_EXTERN SQLRETURN SQLDriverConnect (SQLHDBC         hdbc,
                                       SQLPOINTER      hwnd,
                                       SQLCHAR          *szConnStrIn,
                                       SQLSMALLINT     cbConnStrIn,
                                       SQLCHAR          *szConnStrOut,
                                       SQLSMALLINT     cbConnStrOutMax,
                                       SQLSMALLINT     *pcbConnStrOut,
                                       SQLSMALLINT     fDriverCompletion);

SQL_EXTERN SQLRETURN SQLDriverConnectW (SQLHDBC        hdbc,
                                       SQLPOINTER      hwnd,
                                       SQLWCHAR        *szConnStrIn,
                                       SQLSMALLINT     cbConnStrIn,
                                       SQLWCHAR        *szConnStrOut,
                                       SQLSMALLINT     cbConnStrOutMax,
                                       SQLSMALLINT     *pcbConnStrOut,
                                       SQLSMALLINT     fDriverCompletion);

SQL_EXTERN SQLRETURN SQLEndTran (SQLSMALLINT         htype,
                                  SQLHENV             henv,
                                  SQLSMALLINT         ctype);

SQL_EXTERN SQLRETURN SQLError (SQLHENV              henv,
                                SQLHDBC              hdbc,
                                SQLHSTMT            hstmt,
                                SQLCHAR              *szSqlState,
                                SQLINTEGER           *pfNativeError,
                                SQLCHAR              *szErrorMsg,

```

SQL CLI

			SQLSMALLINT SQLSMALLINT	cbErrorMsgMax, *pcbErrorMsg);
SQL_EXTERN	SQLRETURN	SQLErrorW	(SQLHENV SQLHDBC SQLHSTMT SQLWCHAR SQLINTEGER SQLWCHAR SQLSMALLINT SQLSMALLINT	henv, hdbc, hstmt, *szSqlState, *pfNativeError, *szErrorMsg, cbErrorMsgMax, *pcbErrorMsg);
SQL_EXTERN	SQLRETURN	SQLExecDirect	(SQLHSTMT SQLCHAR SQLINTEGER	hstmt, *szSqlStr, cbSqlStr);
SQL_EXTERN	SQLRETURN	SQLExecDirectW	(SQLHSTMT SQLWCHAR SQLINTEGER	hstmt, *szSqlStr, cbSqlStr);
SQL_EXTERN	SQLRETURN	SQLExecute	(SQLHSTMT	hstmt);
SQL_EXTERN	SQLRETURN	SQLExtendedFetch	(SQLHSTMT SQLSMALLINT SQLINTEGER SQLINTEGER SQLSMALLINT	hstmt, fOrient, fOffset, *pcrow, *rgfRowStatus);
SQL_EXTERN	SQLRETURN	SQLFetch	(SQLHSTMT	hstmt);
SQL_EXTERN	SQLRETURN	SQLFetchScroll	(SQLHSTMT SQLSMALLINT SQLINTEGER	hstmt, fOrient, fOffset);
SQL_EXTERN	SQLRETURN	SQLForeignKeys	(SQLHSTMT SQLCHAR SQLSMALLINT SQLCHAR SQLSMALLINT SQLCHAR SQLSMALLINT SQLCHAR SQLSMALLINT SQLCHAR SQLSMALLINT SQLCHAR SQLSMALLINT SQLCHAR SQLSMALLINT	hstmt, *szPkTableQualifier, cbPkTableQualifier, *szPkTableOwner, cbPkTableOwner, *szPkTableName, cbPkTableName, *szFkTableQualifier, cbFkTableQualifier, *szFkTableOwner, cbFkTableOwner, *szFkTableName, cbFkTableName);
SQL_EXTERN	SQLRETURN	SQLForeignKeysW	(SQLHSTMT SQLWCHAR SQLSMALLINT SQLWCHAR SQLSMALLINT SQLWCHAR SQLSMALLINT SQLWCHAR SQLSMALLINT SQLWCHAR SQLSMALLINT SQLWCHAR SQLSMALLINT SQLWCHAR SQLSMALLINT	hstmt, *szPkTableQualifier, cbPkTableQualifier, *szPkTableOwner, cbPkTableOwner, *szPkTableName, cbPkTableName, *szFkTableQualifier, cbFkTableQualifier, *szFkTableOwner, cbFkTableOwner, *szFkTableName, cbFkTableName);
SQL_EXTERN	SQLRETURN	SQLFreeConnect	(SQLHDBC	hdbc);
SQL_EXTERN	SQLRETURN	SQLFreeEnv	(SQLHENV	henv);

```

SQL_EXTERN SQLRETURN SQLFreeStmt (SQLHSTMT          hstmt,
                                   SQLSMALLINT        fOption);

SQL_EXTERN SQLRETURN SQLFreeHandle (SQLSMALLINT      htype,
                                    SQLINTEGER        hndl);

SQL_EXTERN SQLRETURN SQLGetCol      (SQLHSTMT        hstmt,
                                   SQLSMALLINT        icol,
                                   SQLSMALLINT        itype,
                                   SQLPOINTER         tval,
                                   SQLINTEGER         blen,
                                   SQLINTEGER         *olen);

SQL_EXTERN SQLRETURN SQLGetColW    (SQLHSTMT        hstmt,
                                   SQLSMALLINT        icol,
                                   SQLSMALLINT        itype,
                                   SQLPOINTER         tval,
                                   SQLINTEGER         blen,
                                   SQLINTEGER         *olen);

SQL_EXTERN SQLRETURN SQLGetConnectAttr (SQLHDBC      hdbc,
                                       SQLINTEGER     attr,
                                       SQLPOINTER     oval,
                                       SQLINTEGER     ilen,
                                       SQLINTEGER     *olen);

SQL_EXTERN SQLRETURN SQLGetConnectAttrW (SQLHDBC     hdbc,
                                       SQLINTEGER     attr,
                                       SQLPOINTER     oval,
                                       SQLINTEGER     ilen,
                                       SQLINTEGER     *olen);

SQL_EXTERN SQLRETURN SQLGetConnectOption (SQLHDBC    hdbc,
                                         SQLSMALLINT iopt,
                                         SQLPOINTER  oval);

SQL_EXTERN SQLRETURN SQLGetConnectOptionW (SQLHDBC   hdbc,
                                         SQLSMALLINT iopt,
                                         SQLPOINTER  oval);

SQL_EXTERN SQLRETURN SQLGetCursorName (SQLHSTMT      hstmt,
                                       SQLCHAR         *szCursor,
                                       SQLSMALLINT     cbCursorMax,
                                       SQLSMALLINT     *pcbCursor);

SQL_EXTERN SQLRETURN SQLGetCursorNameW (SQLHSTMT     hstmt,
                                       SQLWCHAR        *szCursor,
                                       SQLSMALLINT     cbCursorMax,
                                       SQLSMALLINT     *pcbCursor);

SQL_EXTERN SQLRETURN SQLGetData      (SQLHSTMT        hstmt,
                                   SQLSMALLINT        icol,
                                   SQLSMALLINT        fCType,
                                   SQLPOINTER         rgbValue,
                                   SQLINTEGER         cbValueMax,
                                   SQLINTEGER         *pcbValue);

SQL_EXTERN SQLRETURN SQLGetDescField (SQLHDESC       hdesc,
                                       SQLSMALLINT     rcdNum,
                                       SQLSMALLINT     fieldID,
                                       SQLPOINTER      fValue,
                                       SQLINTEGER      fLength,
                                       SQLINTEGER      *stLength);

SQL_EXTERN SQLRETURN SQLGetDescFieldW (SQLHDESC      hdesc,
                                       SQLSMALLINT     rcdNum,
                                       SQLSMALLINT     fieldID,

```

SQL CLI

```
|
|                                     SQLPOINTER      fValue,
|                                     SQLINTEGER       fLength,
|                                     SQLINTEGER       *stLength);
|
| SQL_EXTERN SQLRETURN SQLGetDescRec  (SQLHDESC      hdesc,
|                                     SQLSMALLINT    rcdNum,
|                                     SQLCHAR        *fname,
|                                     SQLSMALLINT    bufLen,
|                                     SQLSMALLINT    *sLength,
|                                     SQLSMALLINT    *sType,
|                                     SQLSMALLINT    *sbType,
|                                     SQLINTEGER     *fLength,
|                                     SQLSMALLINT    *fprec,
|                                     SQLSMALLINT    *fscale,
|                                     SQLSMALLINT    *fnull);
|
| SQL_EXTERN SQLRETURN SQLGetDescRecW (SQLHDESC      hdesc,
|                                     SQLSMALLINT    rcdNum,
|                                     SQLWCHAR       *fname,
|                                     SQLSMALLINT    bufLen,
|                                     SQLSMALLINT    *sLength,
|                                     SQLSMALLINT    *sType,
|                                     SQLSMALLINT    *sbType,
|                                     SQLINTEGER     *fLength,
|                                     SQLSMALLINT    *fprec,
|                                     SQLSMALLINT    *fscale,
|                                     SQLSMALLINT    *fnull);
|
| SQL_EXTERN SQLRETURN SQLGetDiagField (SQLSMALLINT    hType,
|                                     SQLINTEGER       hnd1,
|                                     SQLSMALLINT    rcdNum,
|                                     SQLSMALLINT    diagID,
|                                     SQLPOINTER     dValue,
|                                     SQLSMALLINT    bLength,
|                                     SQLSMALLINT    *sLength);
|
| SQL_EXTERN SQLRETURN SQLGetDiagFieldW (SQLSMALLINT    hType,
|                                     SQLINTEGER       hnd1,
|                                     SQLSMALLINT    rcdNum,
|                                     SQLSMALLINT    diagID,
|                                     SQLPOINTER     dValue,
|                                     SQLSMALLINT    bLength,
|                                     SQLSMALLINT    *sLength);
|
| SQL_EXTERN SQLRETURN SQLGetDiagRec  (SQLSMALLINT    hType,
|                                     SQLINTEGER       hnd1,
|                                     SQLSMALLINT    rcdNum,
|                                     SQLCHAR        *SQLstate,
|                                     SQLINTEGER     *SQLcode,
|                                     SQLCHAR        *msgText,
|                                     SQLSMALLINT    bLength,
|                                     SQLSMALLINT    *SLength);
|
| SQL_EXTERN SQLRETURN SQLGetDiagRecW (SQLSMALLINT    hType,
|                                     SQLINTEGER       hnd1,
|                                     SQLSMALLINT    rcdNum,
|                                     SQLWCHAR       *SQLstate,
|                                     SQLINTEGER     *SQLcode,
|                                     SQLWCHAR       *msgText,
|                                     SQLSMALLINT    bLength,
|                                     SQLSMALLINT    *SLength);
|
| SQL_EXTERN SQLRETURN SQLGetEnvAttr (SQLHENV        hEnv,
|                                     SQLINTEGER     fAttribute,
|                                     SQLPOINTER    pParam,
|                                     SQLINTEGER     cbParamMax,
|                                     SQLINTEGER     *pcbParam);
```



```

SQL_EXTERN SQLRETURN SQLGetFunctions (SQLHDBC          hdbc,
                                       SQLSMALLINT      fFunction,
                                       SQLSMALLINT      *pfExists);

SQL_EXTERN SQLRETURN SQLGetInfo      (SQLHDBC          hdbc,
                                       SQLSMALLINT      fInfoType,
                                       SQLPOINTER       rgbInfoValue,
                                       SQLSMALLINT      cbInfoValueMax,
                                       SQLSMALLINT      *pcbInfoValue);

SQL_EXTERN SQLRETURN SQLGetInfoW    (SQLHDBC          hdbc,
                                       SQLSMALLINT      fInfoType,
                                       SQLPOINTER       rgbInfoValue,
                                       SQLSMALLINT      cbInfoValueMax,
                                       SQLSMALLINT      *pcbInfoValue);

SQL_EXTERN SQLRETURN SQLGetLength   (SQLHSTMT         hstmt,
                                       SQLSMALLINT      locType,
                                       SQLINTEGER       locator,
                                       SQLINTEGER       *sLength,
                                       SQLINTEGER       *ind);

SQL_EXTERN SQLRETURN SQLGetPosition (SQLHSTMT         hstmt,
                                       SQLSMALLINT      locType,
                                       SQLINTEGER       srceLocator,
                                       SQLINTEGER       srchLocator,
                                       SQLCHAR          *srchLiteral,
                                       SQLINTEGER       srchLiteralLen,
                                       SQLINTEGER       fPosition,
                                       SQLINTEGER       *located,
                                       SQLINTEGER       *ind);

SQL_EXTERN SQLRETURN SQLGetPositionW (SQLHSTMT         hstmt,
                                       SQLSMALLINT      locType,
                                       SQLINTEGER       srceLocator,
                                       SQLINTEGER       srchLocator,
                                       SQLWCHAR         *srchLiteral,
                                       SQLINTEGER       srchLiteralLen,
                                       SQLINTEGER       fPosition,
                                       SQLINTEGER       *located,
                                       SQLINTEGER       *ind);

SQL_EXTERN SQLRETURN SQLGetStmtAttr (SQLHSTMT         hstmt,
                                       SQLINTEGER       fAttr,
                                       SQLPOINTER       pvParam,
                                       SQLINTEGER       bLength,
                                       SQLINTEGER       *SLength);

SQL_EXTERN SQLRETURN SQLGetStmtAttrW (SQLHSTMT         hstmt,
                                       SQLINTEGER       fAttr,
                                       SQLPOINTER       pvParam,
                                       SQLINTEGER       bLength,
                                       SQLINTEGER       *SLength);

SQL_EXTERN SQLRETURN SQLGetStmtOption (SQLHSTMT        hstmt,
                                       SQLSMALLINT      fOption,
                                       SQLPOINTER       pvParam);

SQL_EXTERN SQLRETURN SQLGetStmtOptionW (SQLHSTMT       hstmt,
                                       SQLSMALLINT      fOption,
                                       SQLPOINTER       pvParam);

SQL_EXTERN SQLRETURN SQLGetSubString (SQLHSTMT         hstmt,
                                       SQLSMALLINT      locType,
                                       SQLINTEGER       srceLocator,
                                       SQLINTEGER       fPosition,

```

SQL CLI

		SQLINTEGER	length,
		SQLSMALLINT	tType,
		SQLPOINTER	rgbValue,
		SQLINTEGER	cbValueMax,
		SQLINTEGER	*StringLength,
		SQLINTEGER	*ind);
SQL_EXTERN	SQLRETURN	SQLGetSubStringW (SQLHSTMT	hstmt,
		SQLSMALLINT	locType,
		SQLINTEGER	srceLocator,
		SQLINTEGER	fPosition,
		SQLINTEGER	length,
		SQLSMALLINT	tType,
		SQLPOINTER	rgbValue,
		SQLINTEGER	cbValueMax,
		SQLINTEGER	*StringLength,
		SQLINTEGER	*ind);
SQL_EXTERN	SQLRETURN	SQLGetTypeInfo (SQLHSTMT	hstmt,
		SQLSMALLINT	fSqlType);
SQL_EXTERN	SQLRETURN	SQLGetTypeInfoW (SQLHSTMT	hstmt,
		SQLSMALLINT	fSqlType);
SQL_EXTERN	SQLRETURN	SQLLanguages (SQLHSTMT	hstmt);
SQL_EXTERN	SQLRETURN	SQLMoreResults (SQLHSTMT	hstmt);
SQL_EXTERN	SQLRETURN	SQLNativeSql (SQLHDBC	hdbc,
		SQLCHAR	*szSqlStrIn,
		SQLINTEGER	cbSqlStrIn,
		SQLCHAR	*szSqlStr,
		SQLINTEGER	cbSqlStrMax,
		SQLINTEGER	*pcbSqlStr);
SQL_EXTERN	SQLRETURN	SQLNativeSqlW (SQLHDBC	hdbc,
		SQLWCHAR	*szSqlStrIn,
		SQLINTEGER	cbSqlStrIn,
		SQLWCHAR	*szSqlStr,
		SQLINTEGER	cbSqlStrMax,
		SQLINTEGER	*pcbSqlStr);
SQL_EXTERN	SQLRETURN	SQLNextResult (SQLHSTMT	hstmt,
	SQLHSTMT	hstmt2);	
SQL_EXTERN	SQLRETURN	SQLNumParams (SQLHSTMT	hstmt,
		SQLSMALLINT	*pcpar);
SQL_EXTERN	SQLRETURN	SQLNumResultCols (SQLHSTMT	hstmt,
		SQLSMALLINT	*pccol);
SQL_EXTERN	SQLRETURN	SQLParamData (SQLHSTMT	hstmt,
		SQLPOINTER	*Value);
SQL_EXTERN	SQLRETURN	SQLParamOptions (SQLHSTMT	hstmt,
		SQLINTEGER	crow,
		SQLINTEGER	*pirow);
SQL_EXTERN	SQLRETURN	SQLPrepare (SQLHSTMT	hstmt,
		SQLCHAR	*szSqlStr,
		SQLSMALLINT	cbSqlStr);
SQL_EXTERN	SQLRETURN	SQLPrepareW (SQLHSTMT	hstmt,
		SQLWCHAR	*szSqlStr,
		SQLSMALLINT	cbSqlStr);
SQL_EXTERN	SQLRETURN	SQLPrimaryKeys (SQLHSTMT	hstmt,

```

|                                     SQLCHAR          *szTableQualifier,
|                                     SQLSMALLINT       cbTableQualifier,
|                                     SQLCHAR          *szTableOwner,
|                                     SQLSMALLINT       cbTableOwner,
|                                     SQLCHAR          *szTableName,
|                                     SQLSMALLINT       cbTableName);
|
| SQL_EXTERN SQLRETURN SQLPrimaryKeysW (SQLHSTMT      hstmt,
|                                     SQLWCHAR        *szTableQualifier,
|                                     SQLSMALLINT       cbTableQualifier,
|                                     SQLWCHAR        *szTableOwner,
|                                     SQLSMALLINT       cbTableOwner,
|                                     SQLWCHAR        *szTableName,
|                                     SQLSMALLINT       cbTableName);
|
| SQL_EXTERN SQLRETURN SQLProcedureColumns (SQLHSTMT  hstmt,
|                                     SQLCHAR          *szProcQualifier,
|                                     SQLSMALLINT       cbProcQualifier,
|                                     SQLCHAR          *szProcOwner,
|                                     SQLSMALLINT       cbProcOwner,
|                                     SQLCHAR          *szProcName,
|                                     SQLSMALLINT       cbProcName,
|                                     SQLCHAR          *szColumnName,
|                                     SQLSMALLINT       cbColumnName);
|
| SQL_EXTERN SQLRETURN SQLProcedureColumnsW (SQLHSTMT hstmt,
|                                     SQLWCHAR        *szProcQualifier,
|                                     SQLSMALLINT       cbProcQualifier,
|                                     SQLWCHAR        *szProcOwner,
|                                     SQLSMALLINT       cbProcOwner,
|                                     SQLWCHAR        *szProcName,
|                                     SQLSMALLINT       cbProcName,
|                                     SQLWCHAR        *szColumnName,
|                                     SQLSMALLINT       cbColumnName);
|
| SQL_EXTERN SQLRETURN SQLProcedures (SQLHSTMT      hstmt,
|                                     SQLCHAR          *szProcQualifier,
|                                     SQLSMALLINT       cbProcQualifier,
|                                     SQLCHAR          *szProcOwner,
|                                     SQLSMALLINT       cbProcOwner,
|                                     SQLCHAR          *szProcName,
|                                     SQLSMALLINT       cbProcName);
|
| SQL_EXTERN SQLRETURN SQLProceduresW (SQLHSTMT     hstmt,
|                                     SQLWCHAR        *szProcQualifier,
|                                     SQLSMALLINT       cbProcQualifier,
|                                     SQLWCHAR        *szProcOwner,
|                                     SQLSMALLINT       cbProcOwner,
|                                     SQLWCHAR        *szProcName,
|                                     SQLSMALLINT       cbProcName);
|
| SQL_EXTERN SQLRETURN SQLPutData      (SQLHSTMT     hstmt,
|                                     SQLPOINTER      Data,
|                                     SQLINTEGER       SLen);
|
| SQL_EXTERN SQLRETURN SQLReleaseEnv   (SQLHENV      henv);
|
| SQL_EXTERN SQLRETURN SQLRowCount     (SQLHSTMT     hstmt,
|                                     SQLINTEGER       *pcrow);
|
| SQL_EXTERN SQLRETURN SQLSetConnectAttr (SQLHDBC     hdbc,
|                                     SQLINTEGER       attrib,
|                                     SQLPOINTER      vParam,
|                                     SQLINTEGER       inlen);
|
| SQL_EXTERN SQLRETURN SQLSetConnectAttrW (SQLHDBC    hdbc,
|                                     SQLINTEGER       attrib,

```

SQL CLI

		SQLPOINTER SQLINTEGER	vParam, inlen);
SQL_EXTERN	SQLRETURN	SQLSetConnectOption (SQLHDBC SQLSMALLINT SQLPOINTER	hdbc, fOption, vParam);
SQL_EXTERN	SQLRETURN	SQLSetConnectOptionW (SQLHDBC SQLSMALLINT SQLPOINTER	hdbc, fOption, vParam);
SQL_EXTERN	SQLRETURN	SQLSetCursorName (SQLHSTMT SQLCHAR SQLSMALLINT	hstmt, *szCursor, cbCursor);
SQL_EXTERN	SQLRETURN	SQLSetCursorNameW (SQLHSTMT SQLWCHAR SQLSMALLINT	hstmt, *szCursor, cbCursor);
SQL_EXTERN	SQLRETURN	SQLSetDescField (SQLHDESC SQLSMALLINT SQLSMALLINT SQLPOINTER SQLINTEGER	hdesc, rcdNum, fID, Value, buffLen);
SQL_EXTERN	SQLRETURN	SQLSetDescFieldW (SQLHDESC SQLSMALLINT SQLSMALLINT SQLPOINTER SQLINTEGER	hdesc, rcdNum, fID, Value, buffLen);
SQL_EXTERN	SQLRETURN	SQLSetDescRec (SQLHDESC SQLSMALLINT SQLSMALLINT SQLSMALLINT SQLINTEGER SQLSMALLINT SQLSMALLINT SQLPOINTER SQLINTEGER SQLINTEGER	hdesc, rcdNum, Type, subType, fLength, fPrec, fScale, Value, *sLength, *indic);
SQL_EXTERN	SQLRETURN	SQLSetEnvAttr(SQLHENV hEnv, SQLINTEGER fAttribute, SQLPOINTER pParam, SQLINTEGER cbParam);	
SQL_EXTERN	SQLRETURN	SQLSetParam (SQLHSTMT SQLSMALLINT SQLSMALLINT SQLSMALLINT SQLINTEGER SQLSMALLINT SQLPOINTER SQLINTEGER	hstmt, ipar, fCType, fSqlType, cbColDef, ibScale, rgbValue, *pcbValue);
SQL_EXTERN	SQLRETURN	SQLSetStmtAttr (SQLHSTMT SQLINTEGER SQLPOINTER SQLINTEGER	hstmt, fAttr, pParam, vParam);
SQL_EXTERN	SQLRETURN	SQLSetStmtAttrW (SQLHSTMT SQLINTEGER SQLPOINTER SQLINTEGER	hstmt, fAttr, pParam, vParam);
SQL_EXTERN	SQLRETURN	SQLSetStmtOption (SQLHSTMT	hstmt,

```

|
|                                     SQLSMALLINT    fOption,
|                                     SQLPOINTER     vParam);
|
| SQL_EXTERN SQLRETURN SQLSetStmtOptionW (SQLHSTMT    hstmt,
|                                     SQLSMALLINT    fOption,
|                                     SQLPOINTER     vParam);
|
| SQL_EXTERN SQLRETURN SQLSpecialColumns (SQLHSTMT    hstmt,
|                                     SQLSMALLINT    fColType,
|                                     SQLCHAR        *szTableQual,
|                                     SQLSMALLINT    cbTableQual,
|                                     SQLCHAR        *szTableOwner,
|                                     SQLSMALLINT    cbTableOwner,
|                                     SQLCHAR        *szTableName,
|                                     SQLSMALLINT    cbTableName,
|                                     SQLSMALLINT    fScope,
|                                     SQLSMALLINT    fNullable);
|
| SQL_EXTERN SQLRETURN SQLSpecialColumnsW (SQLHSTMT    hstmt,
|                                     SQLSMALLINT    fColType,
|                                     SQLWCHAR      *szTableQual,
|                                     SQLSMALLINT    cbTableQual,
|                                     SQLWCHAR      *szTableOwner,
|                                     SQLSMALLINT    cbTableOwner,
|                                     SQLWCHAR      *szTableName,
|                                     SQLSMALLINT    cbTableName,
|                                     SQLSMALLINT    fScope,
|                                     SQLSMALLINT    fNullable);
|
| SQL_EXTERN SQLRETURN SQLStartTran (SQLSMALLINT     htype,
|   SQLHENV      henv,
|   SQLINTEGER   mode,
|   SQLINTEGER   clevel);
|
| SQL_EXTERN SQLRETURN SQLStatistics (SQLHSTMT        hstmt,
|   SQLCHAR      *szTableQualifier,
|   SQLSMALLINT cbTableQualifier,
|   SQLCHAR      *szTableOwner,
|   SQLSMALLINT cbTableOwner,
|   SQLCHAR      *szTableName,
|   SQLSMALLINT cbTableName,
|   SQLSMALLINT fUnique,
|   SQLSMALLINT fres);
|
| SQL_EXTERN SQLRETURN SQLStatisticsW (SQLHSTMT        hstmt,
|   SQLWCHAR    *szTableQualifier,
|   SQLSMALLINT cbTableQualifier,
|   SQLWCHAR    *szTableOwner,
|   SQLSMALLINT cbTableOwner,
|   SQLWCHAR    *szTableName,
|   SQLSMALLINT cbTableName,
|   SQLSMALLINT fUnique,
|   SQLSMALLINT fres);
|
| SQL_EXTERN SQLRETURN SQLTablePrivileges (SQLHSTMT    hstmt,
|   SQLCHAR      *szTableQualifier,
|   SQLSMALLINT cbTableQualifier,
|   SQLCHAR      *szTableOwner,
|   SQLSMALLINT cbTableOwner,
|   SQLCHAR      *szTableName,
|   SQLSMALLINT cbTableName);
|
| SQL_EXTERN SQLRETURN SQLTablePrivilegesW (SQLHSTMT    hstmt,
|   SQLWCHAR    *szTableQualifier,
|   SQLSMALLINT cbTableQualifier,
|   SQLWCHAR    *szTableOwner,
|   SQLSMALLINT cbTableOwner,

```

SQL CLI

```
|
|                                     SQLWCHAR      *szTableName,
|                                     SQLSMALLINT    cbTableName);
|
| SQL_EXTERN SQLRETURN SQLTables      (SQLHSTMT      hstmt,
|                                     SQLCHAR        *szTableQualifier,
|                                     SQLSMALLINT    cbTableQualifier,
|                                     SQLCHAR        *szTableOwner,
|                                     SQLSMALLINT    cbTableOwner,
|                                     SQLCHAR        *szTableName,
|                                     SQLSMALLINT    cbTableName,
|                                     SQLCHAR        *szTableType,
|                                     SQLSMALLINT    cbTableType);
|
| SQL_EXTERN SQLRETURN SQLTablesW     (SQLHSTMT      hstmt,
|                                     SQLWCHAR      *szTableQualifier,
|                                     SQLSMALLINT    cbTableQualifier,
|                                     SQLWCHAR      *szTableOwner,
|                                     SQLSMALLINT    cbTableOwner,
|                                     SQLWCHAR      *szTableName,
|                                     SQLSMALLINT    cbTableName,
|                                     SQLWCHAR      *szTableType,
|                                     SQLSMALLINT    cbTableType);
|
| SQL_EXTERN SQLRETURN SQLTransact    (SQLHENV      henv,
|                                     SQLHDBC        hdbc,
|                                     SQLSMALLINT    fType);
|
| #define FAR
| #define SQL_SQLSTATE_SIZE           5 /* size of SQLSTATE, not including
|                                     null terminating byte */
| #define SQL_MAX_DSN_LENGTH           18 /* maximum data source name size */
| #define SQL_MAX_ID_LENGTH           18 /* maximum identifier name size,
|                                     e.g. cursor names */
| #define SQL_MAXLSTR                  255 /* Maximum length of an LSTRING */
| #define SQL_LVCHAROH                 26 /* Overhead for LONG VARCHAR in
|                                     /* record */
| #define SQL_LOBCHAROH               312 /* Overhead for LOB in record */
|
|                                     /* Moved SQLWCHAR constant @E1M*/
|
| /* SQL extended data types (negative means unsupported) */
| #define SQL_TINYINT                  -6
| #define SQL_BIT                      -7
|
| /* C data type to SQL data type mapping */
| #define SQL_C_CHAR                   SQL_CHAR /* CHAR, VARCHAR, DECIMAL, NUMERIC */
| #define SQL_C_LONG                   SQL_INTEGER /* INTEGER */
| #define SQL_C_SLONG                  SQL_INTEGER /* INTEGER */
| #define SQL_C_SHORT                  SQL_SMALLINT /* SMALLINT */
| #define SQL_C_FLOAT                  SQL_REAL /* REAL */
| #define SQL_C_DOUBLE                 SQL_DOUBLE /* FLOAT, DOUBLE */
| #define SQL_C_DATE                   SQL_DATE /* DATE */
| #define SQL_C_TIME                   SQL_TIME /* TIME */
| #define SQL_C_TIMESTAMP              SQL_TIMESTAMP /* TIMESTAMP */
| #define SQL_C_BINARY                 SQL_BINARY /* BINARY, VARBINARY */
| #define SQL_C_BIT                    SQL_BIT
| #define SQL_C_TINYINT                SQL_TINYINT
| #define SQL_C_BIGINT                 SQL_BIGINT
| #define SQL_C_DBCHAR                 SQL_DBCLLOB
| #define SQL_C_WCHAR                  SQL_WCHAR /* UNICODE */
| #define SQL_C_DATETIME               SQL_DATETIME /* DATETIME */
| #define SQL_C_BLOB                   SQL_BLOB
| #define SQL_C_CLOB                   SQL_CLOB
| #define SQL_C_DBCLLOB                SQL_DBCLLOB
| #define SQL_C_BLOB_LOCATOR           SQL_BLOB_LOCATOR
| #define SQL_C_CLOB_LOCATOR           SQL_CLOB_LOCATOR
```

```

| #define SQL_C_DBCLOB_LOCATOR SQL_DBCLOB_LOCATOR
| #define SQL_C_DECIMAL128 -361 /* 128 byte decimal floating point @E2A*/
| #define SQL_C_DECIMAL64 SQL_DECFLOAT /* 64 byte decimal floating point @E2A*/
| #define SQL_C_DECIMAL32 -362 /* 32 byte decimal floating point @E2A*/
|
| /* Additional decimal floating point constants and structures @E2A*/
| #define SQL_DECIMAL64_COEFFICIENT_LEN 8 /* @E2A*/
| #define SQL_DECIMAL128_COEFFICIENT_LEN 16 /* @E2A*/
|
| typedef struct tagSQLDECIMAL64 {
|     union {
|         SQLDOUBLE dummy; /* Dummy member for alignment @E2A*/
|         SQLCHAR dec64[SQL_DECIMAL64_COEFFICIENT_LEN];
| #if defined(__STDC_WANT_DEC_FP__) && \
|     (__OS400_TGTVRM__ >= 550) && defined(__IBM_DFP__)
|         _Decimal64 decfloat64; /* Native DECFLOAT(16) type @E2A*/
| #endif
|     } udec64;
| } SQLDECIMAL64; /* @E2A*/
|
| typedef struct tagSQLDECIMAL128 {
|     union {
|         SQLDOUBLE dummy; /* Dummy member for alignment @E2A*/
|         SQLCHAR dec128[SQL_DECIMAL128_COEFFICIENT_LEN];
| #if defined(__STDC_WANT_DEC_FP__) && \
|     (__OS400_TGTVRM__ >= 550) && defined(__IBM_DFP__)
|         _Decimal128 decfloat128; /* Native DECFLOAT(16) type @E2A*/
| #endif
|     } udec128;
| } SQLDECIMAL128; /* @E2A*/
|
| /* miscellaneous constants and unsupported functions */
| #define SQL_ADD -1
| #define SQL_DELETE -1
| #define SQL_KEYSET_SIZE -1
| #define SQL_LCK_NO_CHANGE -1
| #define SQL_LOCK_NO_CHANGE -1
| #define SQL_LOCK_EXCLUSIVE -1
| #define SQL_LOCK_UNLOCK -1
| #define SQL_METH_D -1
| #define SQL_POSITION -1
| #define SQL_QUERY_TIMEOUT -1
| #define SQL_ROW_ADDED -1
| #define SQL_ROW_NOROW 1 /* @D3C*/
| #define SQL_ROW_ERROR -1
| #define SQL_ROW_SUCCESS 0
| #define SQL_ROW_SUCCESS_WITH_INFO -1
| #define SQL_SC_TRY_UNIQUE -1
| #define SQL_SIMULATE_CURSOR -1
| #define SQL_UNKNOWN_TYPE -1
| #define SQL_UPDATE -1
| #define SQL_UNIC_DATA 99 /* @D3A*/
|
| /* Constants used for block array insert support */
| #define SQL_PARAM_SUCCESS 0 /* @E2A*/
| #define SQL_PARAM_DIAG_UNAVAILABLE 1 /* @E2A*/
| #define SQL_PARAM_ERROR 5 /* @E2A*/
| #define SQL_PARAM_SUCCESS_WITH_INFO 6 /* @E2A*/
| #define SQL_PARAM_UNUSED 7 /* @E2A*/
|
| #define SQL_WARN_VAL_TRUNC "01004"
|
| #if (__OS400_TGTVRM__ >= 510) /* @B1A*/
| #pragma datamodel(pop) /* @B1A*/
| #endif /* @B1A*/

```

SQL CLI

```
| #ifndef __ILEC400__  
| #pragma info(restore)  
| #endif  
|  
| #endif /* SQL_H_SQLCLI */
```

Running DB2 for i5/OS CLI in server mode

The reason for running in SQL server mode is that many applications need to act as database servers. This means that a single job performs SQL requests on behalf of multiple users.

Without using SQL server mode, applications might encounter one or more of the following limitations:

- A single job can have only one commit transaction per activation group.
- A single job can be connected to a relational database (RDB) only once.
- All SQL statements run under the user profile of the job, regardless of the user ID passed on the connection.

SQL server mode circumvents these limitations by routing all SQL statements to separate jobs. Each connection runs in its own job. The system uses prestart jobs in the QSYSWRK subsystem to minimize the startup time for each connection. Because each call to `SQLConnect` can accept a different user profile, each job also has its own commit transaction. As soon as the `SQLDisconnect` has been performed, the job is reset and put back in the pool of available jobs.

Starting DB2 for i5/OS CLI in SQL server mode

There are two ways to place a job into SQL server mode.

- The most likely case is using the call level interface (CLI) function, `SQLSetEnvAttr`. The SQL server mode is best suited to CLI applications because they already use the concept of multiple connections handles. Set this mode immediately after allocating the CLI environment. If server mode is not set immediately following the allocation of the CLI environment then the mode will not be changed to server mode, and SQL continues to run inline.

EXAMPLE.

```
.  
SQLAllocEnv(&henv);  
long attr;  
attr = SQL_TRUE  
SQLSetEnvAttr(henv,SQL_ATTR_SERVER_MODE,&attr,0);  
SQLAllocConnect(henv,&hdbc);  
.  
.
```

- The second way to set the server mode is using the Change Job (QWTCHGJB) API.

As soon as SQL server mode has been set, all SQL connections and SQL statements run in server mode. There is no switching back and forth. The job, when in server mode, cannot start commitment control, and cannot use Interactive SQL.

Related information

Application programming interfaces

Restrictions for running DB2 for i5/OS CLI in server mode

Here are the restrictions when you run DB2 for i5/OS call level interface (CLI) in server mode.

- A job must set the server mode at the very beginning of processing before doing anything else. For jobs that are strictly CLI users, they must use the `SQLSetEnvAttr` call to turn on server mode. Remember to do this right after `SQLAllocEnv` but before any other calls. As soon as the server mode is on, it cannot be turned off.

- All the SQL functions run in the prestart jobs and commitment control. Do not start commitment control in the originating job either before or after entering server mode.
- Because the SQL is processed in the prestart job, there is no sensitivity to certain changes in the originating job. This includes changes to library list, job priority, message logging, and so forth. The prestart is sensitive to a change of the coded character set identifier (CCSID) value in the originating job, because this can affect the way data is mapped back to the program of the user.
- When running server mode, the application must use SQL commits and rollbacks, either embedded or by the SQL CLI. They cannot use the CL commands, because there is no commitment control that is running in the originating job. The job must issue a COMMIT statement before disconnecting; otherwise an implicit ROLLBACK occurs.
- It is not possible to use interactive SQL from a job in server mode. Use of STRSQL when in server mode results in an SQL6141 message.
- It is also not possible to perform SQL compilation in server mode. Server mode can be used when running compiled SQL programs, but must not be on for the compiles. The compiles fail if the job is in server mode.
- SQLDataSources is unique in that it does not require a connection handle to run. When in server mode, the program must already have done a connection to the local database before using SQLDataSources. Because DataSources is used to find the name of the RDB for connection, IBM supports passing a NULL pointer for the RDB name on SQLConnect to obtain a local connection. This makes it possible to write a generic program, when there is no prior knowledge of the system names.
- When doing commits and rollbacks through the CLI, the calls to SQLEndTran and SQLTransact must include a connection handle. When not running in server mode, one can omit the connection handle to commit everything. However, this is not supported in server mode, because each connection (or thread) has its own transaction scoping.
- It is not recommended to share connection handles across threads, when running in SQL server mode. This is because one thread can overwrite return data or error information that another thread has yet to process.
- Before V6R1, running CLI applications and Native JDBC applications in the same job will lead to unpredictable behavior. In most cases it will lead to errors. In V6R1 it is possible to run Native JDBC and CLI applications in the same job provided each interface runs in server mode and the CLI applications do not set any CLI environment attributes. CLI attributes can be specified at the connection and statement levels instead.
- Within a single job, CLI allows for a one time switch from non-server mode to server mode. As discussed earlier, it does not allow an application to switch from running in server mode to non-server mode.

Related reference

“SQLDataSources - Get list of data sources” on page 77

SQLDataSources() returns a list of target databases available, one at a time. A database must be cataloged to be available.

Unicode in DB2 CLI

DB2 CLI provides several ways for applications to take advantage of Unicode in their applications.

This support is available for two different Unicode encodings, UTF-8 and UTF-16. Additional support exists for specifying a UCS-2 encoded character string only when preparing an SQL statement.

UTF-16 encoding support

Support for UTF-16 encoded character data is provided through a set of API's called the "Wide" API's. These API's accept as input and return as output UTF-16 data. This allows applications to run with a Unicode coded character set identifier (CCSID) of 1200, instead of being dependent upon the default CCSID of the job running the DB2 CLI work. In most cases the default CCSID of the job is an EBCDIC

SQL CLI

CCSID. Since the UTF-16 encoded character set is a superset of the UCS-2 encoded character set (CCSID 13488), applications can encode their character data in UCS-2 as well. CLI API functions have suffixes to indicate the format of their string arguments: those that accept Unicode end in *W*, and those that accept EBCDIC have no suffix. The following is a list of functions that are available in DB2 CLI which have both EBCDIC and Unicode versions:

Table 180. List of functions with both EBCDIC and Unicode versions

SQLColAttributeW	SQLColAttributesW	SQLColumnPrivilegesW
SQLColumnsW	SQLConnectW	SQLDataSourcesW
SQLDescribeColW	SQLDriverConnectW	SQLErrorW
SQLExecDirectW	SQLForeignKeysW	SQLGetConnectAttrW
SQLGetConnectOptionW	SQLGetCursorNameW	SQLGetDescFieldW
SQLGetDescRecW	SQLGetDiagFieldW	SQLGetDiagRecW
SQLGetInfoW	SQLGetPositionW	SQLGetStmtAttrW
SQLGetStmtOptionW	SQLGetSubStringW	SQLGetTypeInfoW
SQLNativeSQLW	SQLPrepareW	SQLPrimaryKeysW
SQLProcedureColumnsW	SQLProceduresW	SQLSetConnectAttrW
SQLSetConnectOptionW	SQLSetCursorNameW	SQLSetDescFieldW
SQLSetStmtAttrW	SQLSetStmtOptionW	SQLSpecialColumnsW
SQLStatisticsW	SQLTablePrivilegesW	SQLTablesW

The syntax for a DB2 CLI Wide function is the same as the syntax for its corresponding EBCDIC function, except that SQLCHAR parameters are defined as SQLWCHAR. Character buffers defined as SQLPOINTER in the EBCDIC syntax can be defined as either SQLCHAR or SQLWCHAR in the Unicode function. Refer to the EBCDIC version of the CLI Unicode functions for EBCDIC syntax details.

The SQL type's SQL_WCHAR and SQL_WVARCHAR can be used to specify a buffer that contains Unicode data. So, to specify a particular column or parameter marker containing Unicode data the application can bind as SQL_WCHAR for fixed length character data or bind as SQL_WVARCHAR for varying length character data. Since UTF-16 data is double byte character data the input and output lengths must take this into account. Unicode functions that have arguments which are always character strings interpret these arguments as the number of double byte characters. When the length might refer to string or non-string data, the length will be interpreted as the number of bytes needed to store the data. For example, the SQLGetInfoW() API accepts the input length as the number of bytes, while SQLPrepareW() accepts the number of double byte character's.

DB2 CLI for i5/OS allows for the mixing of the Wide character API's and non-Wide character API's. Applications must take into account that Unicode data can only be specified for the Wide API calls, and not the non-Wide API calls. Most applications will probably want to commit to either running with Unicode encoding or will choose to run with a non-Unicode character encoding since most data will be in a consistent encoding. However, support does exist for mixing Unicode and non-Unicode calls in the same CLI environment. DB2 CLI does restrict the mixing of Wide character API's and an environment with UTF-8 support enabled. Enabling UTF-8 support is discussed in the next section.

UTF-8 encoding support

Support for UTF-8 encoded character data is provided through the setting of an environment or connection attribute, SQL_ATTR_UTF8. Setting the attribute to SQL_TRUE will indicate that all input and output data is to be treated as Unicode character data. This support allows applications to run with a Unicode coded character set identifier (CCSID) of 1208, instead of being dependent upon the default CCSID of the job running the DB2 CLI work. The UTF-8 support does not require any new data type

bindings by the application. When binding, applications can continue to use SQL_CHAR for fixed length character data and SQL_VARCHAR can be used for varying length character data. When an application binds as any character SQL type, DB2 CLI will take care of tagging the data with the UTF-8 CCSID, so DB2 will translate the data properly. UTF-8 data is handled on every DB2 CLI API that takes character data as input and returns character data as output. Each of the API's which has a matching wide character version also supports UTF-8 character data. See the list of API's in the previous section to identify which functions support both UTF-16 and UTF-8 Unicode character data. Functions that accept both a UTF-8 string and a length expect the length to be in bytes, not in characters. This is in contrast to the Wide API's which expect the length to be in the number of double byte characters in most cases. As was discussed in the previous section, mixing a UTF-8 environment with calls to the Wide character API's is restricted. Additionally, unlike the Wide character API's, which allow alternating calls between Unicode and non-Unicode supported API's, once the UTF-8 environment is setup, all input and output character data is expected to be in the UTF-8 encoding by DB2 CLI.

UCS-2 encoding support

DB2 CLI provides some specific support for UCS-2 encoded character strings. This support was added before the Wide API support, and therefore is not a complete solution for applications wanting to enable full Unicode support in DB2 CLI. Since the UTF-16 encoded character set is a superset of the UCS-2 character set, applications can get full UCS-2 support through the use of the Wide API's discussed earlier in the "Unicode in DB2 CLI" section. To enable this limited UCS-2 support, set the connection attribute SQL_ATTR_UCS2 to SQL_TRUE. This will tell DB2 CLI to treat input strings as UCS-2 character data at prepare time. SQL statements can be prepared using either the SQLPrepare() or SQLExecDirect() API's. This support does not allow for UCS-2 character strings on input or output for any other DB2 CLI API's.

Examples: DB2 for i5/OS CLI applications

These examples have been drawn from the applications provided in the SQL call level interface topic collection. Detailed error checking has not been implemented in the examples.

Example: Embedded SQL and the equivalent DB2 for i5/OS CLI function calls

This example shows embedded statements in comments and the equivalent DB2 for i5/OS call level interface (CLI) function calls.

Note: By using the code examples, you agree to the terms of the "Code license and disclaimer information" on page 313.

```

/*****
** file = embedded.c
**
** Example of executing an SQL statement using CLI.
** The equivalent embedded SQL statements are shown in comments.
**
** Functions used:
**
**      SQLAllocConnect      SQLFreeConnect
**      SQLAllocEnv         SQLFreeEnv
**      SQLAllocStmt        SQLFreeStmt
**      SQLConnect          SQLDisconnect
**
**      SQLBindCol          SQLFetch
**      SQLSetParam         SQLTransact
**      SQLError            SQLExecDirect
**
*****/
#include <stdio.h>
#include <string.h>
#include "sqlcli.h"

```

SQL CLI

```
#ifndef NULL
#define NULL 0
#endif

int print_err (SQLHDBC hdbc,
              SQLHSTMT hstmt);

int main ()
{
    SQLHENV henv;
    SQLHDBC hdbc;
    SQLHSTMT hstmt;

    SQLCHAR server[] = "sample";
    SQLCHAR uid[30];
    SQLCHAR pwd[30];

    SQLINTEGER id;
    SQLCHAR name[51];
    SQLINTEGER namelen, intlen;
    SQLSMALLINT scale;

    scale = 0;

    /* EXEC SQL CONNECT TO :server USER :uid USING :authentication_string; */
    SQLAllocEnv (&henv); /* allocate an environment handle */

    SQLAllocConnect (henv, &hdbc); /* allocate a connection handle */

    /* Connect to database indicated by "server" variable with
    /* authorization-name given in "uid", authentication-string given
    /* in "pwd". Note server, uid, and pwd contain null-terminated
    /* strings, as indicated by the 3 input lengths set to SQL_NTS
    /*
    if (SQLConnect (hdbc, server, SQL_NTS, NULL, SQL_NTS, NULL, SQL_NTS)
        != SQL_SUCCESS)
        return (print_err (hdbc, SQL_NULL_HSTMT));

    SQLAllocStmt (hdbc, &hstmt); /* allocate a statement handle */

    /* EXEC SQL CREATE TABLE NAMEID (ID integer, NAME varchar(50)); */
    {
        SQLCHAR create[] = "CREATE TABLE NAMEID (ID integer, NAME varchar(50))";

        /* execute the sql statement */
        if (SQLExecDirect (hstmt, create, SQL_NTS) != SQL_SUCCESS)
            return (print_err (hdbc, hstmt));
    }

    /* EXEC SQL COMMIT WORK; */
    SQLTransact (henv, hdbc, SQL_COMMIT); /* commit create table */

    /* EXEC SQL INSERT INTO NAMEID VALUES ( :id, :name */
    {
        SQLCHAR insert[] = "INSERT INTO NAMEID VALUES (?, ?)";

        /* show the use of SQLPrepare/SQLExecute method */
        /* prepare the insert */

        if (SQLPrepare (hstmt, insert, SQL_NTS) != SQL_SUCCESS)
            return (print_err (hdbc, hstmt));
    }
}
```

```

/* Set up the first input parameter "id" */
intlen = sizeof (SQLINTEGER);
SQLSetParam (hstmt, 1,
             SQL_C_LONG, SQL_INTEGER,
             (SQLINTEGER) sizeof (SQLINTEGER),
             scale, (SQLPOINTER) &id,
             (SQLINTEGER *) &intlen);

namelen = SQL_NTS;
/* Set up the second input parameter "name" */
SQLSetParam (hstmt, 2,
             SQL_C_CHAR, SQL_VARCHAR,
             50,
             scale, (SQLPOINTER) name,
             (SQLINTEGER *) &namelen);

/* now assign parameter values and execute the insert */
id=500;
strcpy (name, "Babbage");

if (SQLExecute (hstmt) != SQL_SUCCESS)
    return (print_err (hdbc, hstmt));
}

/* EXEC SQL COMMIT WORK; */
SQLTransact (henv, hdbc, SQL_COMMIT); /* commit inserts */

/* EXEC SQL DECLARE c1 CURSOR FOR SELECT ID, NAME FROM NAMEID; */
/* EXEC SQL OPEN c1; */
/* The application doesn't specify "declare c1 cursor for" */
{
    SQLCHAR select[] = "select ID, NAME from NAMEID";
    if (SQLExecDirect (hstmt, select, SQL_NTS) != SQL_SUCCESS)
        return (print_err (hdbc, hstmt));
}

/* EXEC SQL FETCH c1 INTO :id, :name; */
/* Binding first column to output variable "id" */
SQLBindCol (hstmt, 1,
            SQL_C_LONG, (SQLPOINTER) &id,
            (SQLINTEGER) sizeof (SQLINTEGER),
            (SQLINTEGER *) &intlen);

/* Binding second column to output variable "name" */
SQLBindCol (hstmt, 2,
            SQL_C_CHAR, (SQLPOINTER) name,
            (SQLINTEGER) sizeof (name),
            &namelen);

SQLFetch (hstmt); /* now execute the fetch */
printf("Result of Select: id = %ld name = %s\n", id, name);

/* finally, we should commit, discard hstmt, disconnect */
/* EXEC SQL COMMIT WORK; */
SQLTransact (henv, hdbc, SQL_COMMIT); /* commit the transaction */

/* EXEC SQL CLOSE c1; */
SQLFreeStmt (hstmt, SQL_DROP); /* free the statement handle */

/* EXEC SQL DISCONNECT; */
SQLDisconnect (hdbc); /* disconnect from the database */

SQLFreeConnect (hdbc); /* free the connection handle */

```

SQL CLI

```
    SQLFreeEnv (henv);                /* free the environment handle */
    return (0);
}

int print_err (SQLHDBC   hdbc,
              SQLHSTMT  hstmt)
{
    SQLCHAR      buffer[SQL_MAX_MESSAGE_LENGTH + 1];
    SQLCHAR      sqlstate[SQL_SQLSTATE_SIZE + 1];
    SQLINTEGER   sqlcode;
    SQLSMALLINT  length;

    while ( SQLError(SQL_NULL_HENV, hdbc, hstmt,
                    sqlstate,
                    &sqlcode,
                    buffer,
                    SQL_MAX_MESSAGE_LENGTH + 1,
                    &length) == SQL_SUCCESS )
    {
        printf("SQLSTATE: %s Native Error Code: %ld\n",
              sqlstate, sqlcode);
        printf("%s \n", buffer);
        printf("----- \n");
    };

    return(SQL_ERROR);
}
```

Example: Using the CLI XA transaction connection attributes

This example shows how to use the call level interface (CLI) XA transaction connection attributes.

Note: By using the code examples, you agree to the terms of the “Code license and disclaimer information” on page 313.

```
/******
** file = CLIXAEXMP1.c
**
** Example of a typical flow of work in an XA transaction using the CLI.
**
** XA Functions used:
**
**     xa_open()    -- Open an XA resource for use in a transaction
**     xa_prepare() -- Prepare for commitment of work in the transaction
**     xa_commit()  -- Commit work done in the transaction
**
** CLI Functions used:
**
**     SQLAllocHandle  SQLBindParameter  SQLDisconnect
**     SQLError        SQLExecute        SQLFreeHandle
**     SQLPrepare      SQLSetConnectAttr  SQLSetEnvAttr
**
** This example will:
** - Open the XA transaction manager
** - Open a CLI connection and start a transaction for it using SQL_TXN_CREATE
** - Do some commitable CLI work under this transaction
** - End the transaction on the first connection using SQL_TXN_END
** - Close the first CLI connection and open a second connection
** - Use the SQL_TXN_FIND option to find the previous transaction
** - Do more commitable work on this transaction and end the transaction
** - Use the XA APIs to prepare and commit the work
**
**/
#define _XA_PROTOTYPES
#define _MULTI_THREADED
```

```

#include <xa.h>
#include <stdio.h>
#include <string.h>
#include <sqlcli.h>
#include <time.h>
#include <stdlib.h>

void genXid(XID *xid) {
    time_t    t;
    memset(xid, 0, sizeof(xid));
    xid->formatID = 69;
    xid->gtrid_length = 4;
    xid->bqual_length = 4;
    /* xid->data must be a globally unique naming identifier
       when taking gtrid and bqual together - the example below
       is most likely not unique */
    /* gtrid contents */
    xid->data[0] = 0xFA;
    xid->data[1] = 0xED;
    xid->data[2] = 0xFA;
    xid->data[3] = 0xED;
    time(&t);
    /* bqual contents */
    xid->data[4] = (((int)t) >> 24) & 0xFF;
    xid->data[5] = (((int)t) >> 16) & 0xFF;
    xid->data[6] = (((int)t) >> 8) & 0xFF;
    xid->data[7] = (((int)t) >> 0) & 0xFF;
}

int main(int argc, char **argv)
{
    /******
    /* Declarations Section                                     */
    /******
    SQLHENV  henv;
    SQLHDBC  hdbc;
    SQLHSTMT hstmt;
    SQLRETURN rtnc;
    SQLINTEGER attr;
    SQLINTEGER int_buffer;
    SQLINTEGER rlength;
    SQLINTEGER buffint;
    SQLINTEGER ilen;
    SQLCHAR s[80];
    SQLCHAR state[10];
    SQLCHAR buffer[600];
    SQLCHAR sqlstr[600];
    SQLINTEGER natErr;
    SQLSMALLINT len;

    /* Declare local XA variables */
    struct TXN_STRUCT new;
    XID      xid;
    char     xaOpenFormat[128];
    int      mainRmid = 1;
    int      xaRc;

    /* Initialize the XA structure variable's (defined in sqlcli.h) */
    strcpy(new.tminfo, "MYPRODUCT");
    strcpy(new.reserved1, "");
    new.timeoutval = 0;
    new.locktimeout = 0;
    strcpy(new.reserved2, "");
    genXid(&xid);
    new.XID = &xid;

    /* Use the XA APIs to start the transaction manager */

```

SQL CLI

```
/* The xa info argument for xa_open MUST include the THDCTL=C keyword
   and value when using using CLI with XA transactions */
sprintf(xaOpenFormat, "RDBNAME=*LOCAL THDCTL=C");
xaRc = xa_open(xaOpenFormat, mainRmid, TMNOFLAGS);
printf("xa_open(%s, %d, TMNOFLAGS) = %d\n",
       xaOpenFormat, mainRmid, xaRc);

/* Setup the CLI resources */
attr=SQL_TRUE;
rtnc=SQLAllocHandle(SQL_HANDLE_ENV,SQL_NULL_HANDLE,&henv);
rtnc=SQLSetEnvAttr(henv,SQL_ATTR_SERVER_MODE,&attr,0); /* set server mode */
rtnc=SQLAllocHandle(SQL_HANDLE_DBC,henv,&hdbc);

/* Mark the connection as an external transaction and connect */
rtnc=SQLSetConnectAttr(hdbc,SQL_ATTR_TXN_EXTERNAL,&attr,0);
rtnc=SQLConnect(hdbc,NULL,0,NULL,0,NULL,0);

/* Start the transaction */
new.operation = SQL_TXN_CREATE;
rtnc=SQLSetConnectAttr(hdbc,SQL_ATTR_TXN_INFO,&new,0);

/* Do some CLI work */
rtnc=SQLAllocHandle(SQL_HANDLE_STMT,hdbc,&hstmt);
strcpy(sqlstr,"insert into tab values(?)");
rtnc=SQLPrepare(hstmt,sqlstr,SQL_NTS);
rtnc=
SQLBindParameter(hstmt,1,1,SQL_INTEGER,SQL_INTEGER,10,2,&buffint,0,&iLen);
buffint=10; /* set the integer value to insert */
rtnc=SQLExecute(hstmt);
if (rtnc!=SQL_SUCCESS)
{
printf("SQLExecute failed with return code: %i \n", rtnc);
rtnc=SQLError(0, 0,hstmt, state, &natErr, buffer, 600, &len);
printf("%i is the SQLCODE\n",natErr);
printf("%i is the length of error text\n",len);
printf("%s is the state\n",state );
printf("%s \n",buffer);
}
else
printf("SQLExecute succeeded, value %i inserted \n", buffint);

/* End the transaction */
new.operation = SQL_TXN_END;
rtnc=SQLSetConnectAttr(hdbc,SQL_ATTR_TXN_INFO,&new,0);

/* Cleanup and disconnect from the first connection */
rtnc=SQLFreeHandle(SQL_HANDLE_STMT,hstmt);
rtnc=SQLDisconnect(hdbc);

/* Mark the second connection as an external transaction and connect */
attr=SQL_TRUE;
rtnc=SQLSetConnectAttr(hdbc,SQL_ATTR_TXN_EXTERNAL,&attr,0);
rtnc=SQLConnect(hdbc,NULL,0,NULL,0,NULL,0);

/* Find the open transaction from the first connection */
new.operation = SQL_TXN_FIND;
rtnc=SQLSetConnectAttr(hdbc,SQL_ATTR_TXN_INFO,&new,0);

/* Do some CLI work on the second connection */
rtnc=SQLAllocHandle(SQL_HANDLE_STMT,hdbc,&hstmt);
strcpy(sqlstr,"insert into tab values(?)");
rtnc=SQLPrepare(hstmt,sqlstr,SQL_NTS);
rtnc=
SQLBindParameter(hstmt,1,1,SQL_INTEGER,SQL_INTEGER,10,2,&buffint,0,&iLen);
buffint=15; /* set the integer value to insert */
rtnc=SQLExecute(hstmt);
if (rtnc!=SQL_SUCCESS)
```



```

{
printf("SQLExecute failed with return code: %i \n", rtnc);
    rtnc=SQLERROR(0, 0,hstmt, state, &natErr, buffer, 600, &len);
    printf("%i is the SQLCODE\n",natErr);
    printf("%i is the length of error text\n",len);
    printf("%s is the state\n",state );
    printf("%s \n",buffer);
}
else
printf("Second SQLExecute succeeded, value %i inserted \n", buffint);

/* End the transaction */
new.operation = SQL_TXN_END;
rtnc=SQLSetConnectAttr(hdbc,SQL_ATTR_TXN_INFO,&new,0);

/* Now, use XA to prepare/commit transaction */
/* Prepare to commit */
xaRc = xa_prepare(&xid, mainRmid, TMNOFLAGS);
printf("xa_prepare(xid, %d, TMNOFLAGS) = %d\n",mainRmid, xaRc);

/* Commit */
if (xaRc != XA_RDONLY) {
    xaRc = xa_commit(&xid, mainRmid, TMNOFLAGS);
    printf("xa_commit(xid, %d, TMNOFLAGS) = %d\n", mainRmid, xaRc);
}
else {
    printf("xa_commit() skipped for read only TX\n");
}

/* Cleanup the CLI resources */
rtnc=SQLFreeHandle(SQL_HANDLE_STMT,hstmt);
rtnc=SQLDisconnect(hdbc);
rtnc=SQLFreeHandle(SQL_HANDLE_DBC,hdbc);
rtnc=SQLFreeHandle(SQL_HANDLE_ENV,henv);
return 0;
}

```

Example: Interactive SQL and the equivalent DB2 for i5/OS CLI function calls

This example shows the processing of interactive SQL statements.

This example follows the flow described in “Writing a DB2 for i5/OS CLI application” on page 8.

Note: By using the code examples, you agree to the terms of the “Code license and disclaimer information” on page 313.

```

/*****
** file = typical.c
**
** Example of executing interactive SQL statements, displaying result sets
** and simple transaction management.
**
** Functions used:
**
**      SQLAllocConnect      SQLFreeConnect
**      SQLAllocEnv         SQLFreeEnv
**      SQLAllocStmt        SQLFreeStmt
**      SQLConnect          SQLDisconnect
**
**      SQLBindCol          SQLFetch
**      SQLDescribeCol      SQLNumResultCols
**      SQLERROR            SQLRowCount
**      SQLExecDirect       SQLTransact
**
*****/

```

SQL CLI

```
#include <stdlib.h>
#include <stdio.h>
#include <string.h>
#include "sqlcli.h"

#define MAX_STMT_LEN 255
#define MAXCOLS 100

#define max(a,b) (a > b ? a : b)

int initialize(SQLHENV *henv,
              SQLHDBC *hdbc);

int process_stmt(SQLHENV henv,
                SQLHDBC hdbc,
                SQLCHAR *sqlstr);

int terminate(SQLHENV henv,
              SQLHDBC hdbc);

int print_error(SQLHENV henv,
                SQLHDBC hdbc,
                SQLHSTMT hstmt);

int check_error(SQLHENV henv,
                SQLHDBC hdbc,
                SQLHSTMT hstmt,
                SQLRETURN frc);

void display_results(SQLHSTMT hstmt,
                    SQLSMALLINT nresultcols);

/*****
** main
** - initialize
** - start a transaction
** - get statement
** - another statement?
** - COMMIT or ROLLBACK
** - another transaction?
** - terminate
*****/
int main()
{
    SQLHENV henv;
    SQLHDBC hdbc;
    SQLCHAR sqlstmt[MAX_STMT_LEN + 1]="";
    SQLCHAR sqltrans[sizeof("ROLLBACK")];
    SQLRETURN rc;

    rc = initialize(&henv, &hdbc);
    if (rc == SQL_ERROR) return(terminate(henv, hdbc));

    printf("Enter an SQL statement to start a transaction(or 'q' to Quit):\n");
    gets(sqlstmt);

    while (sqlstmt[0] != 'q')
    {
        while (sqlstmt[0] != 'q')
        {
            rc = process_stmt(henv, hdbc, sqlstmt);
            if (rc == SQL_ERROR) return(SQL_ERROR);
            printf("Enter an SQL statement(or 'q' to Quit):\n");
            gets(sqlstmt);
        }

        printf("Enter 'c' to COMMIT or 'r' to ROLLBACK the transaction\n");
    }
}
```

```

fgets(sqltrans, sizeof("ROLLBACK"), stdin);

if (sqltrans[0] == 'c')
{
    rc = SQLTransact (henv, hdbc, SQL_COMMIT);
    if (rc == SQL_SUCCESS)
        printf ("Transaction commit was successful\n");
    else
        check_error (henv, hdbc, SQL_NULL_HSTMT, rc);
}

if (sqltrans[0] == 'r')
{
    rc = SQLTransact (henv, hdbc, SQL_ROLLBACK);
    if (rc == SQL_SUCCESS)
        printf ("Transaction roll back was successful\n");
    else
        check_error (henv, hdbc, SQL_NULL_HSTMT, rc);
}

printf("Enter an SQL statement to start a transaction or 'q' to quit\n");
gets(sqlstmt);
}

terminate(henv, hdbc);

return (SQL_SUCCESS);
}/* end main */

```

```

/*****
** process_stmt
** - allocates a statement handle
** - executes the statement
** - determines the type of statement
** - if there are no result columns, therefore non-select statement
**   - if rowcount > 0, assume statement was UPDATE, INSERT, DELETE
**   else
**     - assume a DDL, or Grant/Revoke statement
**   else
**     - must be a select statement.
**     - display results
** - frees the statement handle
*****/

```

```

int process_stmt (SQLHENV    henv,
                 SQLHDBC    hdbc,
                 SQLCHAR    *sqlstr)
{
    SQLHSTMT      hstmt;
    SQLSMALLINT   nresultcols;
    SQLINTEGER    rowcount;
    SQLRETURN     rc;

    SQLAllocStmt (hdbc, &hstmt);      /* allocate a statement handle */

    /* execute the SQL statement in "sqlstr" */

    rc = SQLExecDirect (hstmt, sqlstr, SQL_NTS);
    if (rc != SQL_SUCCESS)
        if (rc == SQL_NO_DATA_FOUND) {
            printf("\nStatement executed without error, however,\n");
            printf("no data was found or modified\n");
            return (SQL_SUCCESS);
        }
    else
        check_error (henv, hdbc, hstmt, rc);
}

```

SQL CLI

```
SQLRowCount (hstmt, &rowcount);
rc = SQLNumResultCols (hstmt, &nresultcols);
if (rc != SQL_SUCCESS)
    check_error (henv, hdbc, hstmt, rc);

/* determine statement type */
if (nresultcols == 0) /* statement is not a select statement */
{
    if (rowcount > 0) /* assume statement is UPDATE, INSERT, DELETE */
    {
        printf ("Statement executed, %ld rows affected\n", rowcount);
    }
    else /* assume statement is GRANT, REVOKE or a DLL statement */
    {
        printf ("Statement completed successful\n");
    }
}
else /* display the result set */
{
    display_results(hstmt, nresultcols);
} /* end determine statement type */

SQLFreeStmt (hstmt, SQL_DROP );      /* free statement handle */

return (0);
}/* end process_stmt */

/*****
** initialize
** - allocate environment handle
** - allocate connection handle
** - prompt for server, user id, & password
** - connect to server
*****/

int initialize(SQLHENV *henv,
              SQLHDBC *hdbc)
{
SQLCHAR      server[18],
             uid[10],
             pwd[10];
SQLRETURN    rc;

    rc = SQLAllocEnv (henv);          /* allocate an environment handle */
    if (rc != SQL_SUCCESS )
        check_error (*henv, *hdbc, SQL_NULL_HSTMT, rc);

    rc = SQLAllocConnect (*henv, hdbc); /* allocate a connection handle */
    if (rc != SQL_SUCCESS )
        check_error (*henv, *hdbc, SQL_NULL_HSTMT, rc);

    printf("Enter Server Name:\n");
    gets(server);
    printf("Enter User Name:\n");
    gets(uid);
    printf("Enter Password Name:\n");
    gets(pwd);

    if (uid[0] == '\0')
    {
        rc = SQLConnect (*hdbc, server, SQL_NTS, NULL, SQL_NTS, NULL, SQL_NTS);
        if (rc != SQL_SUCCESS )
            check_error (*henv, *hdbc, SQL_NULL_HSTMT, rc);
    }
    else
    {
        rc = SQLConnect (*hdbc, server, SQL_NTS, uid, SQL_NTS, pwd, SQL_NTS);
        if (rc != SQL_SUCCESS )

```

```

        check_error (*henv, *hdbc, SQL_NULL_HSTMT, rc);
    }
}/* end initialize */

/*****
** terminate
** - disconnect
** - free connection handle
** - free environment handle
*****/
int terminate(SQLHENV henv,
              SQLHDBC hdbc)
{
SQLRETURN rc;

    rc = SQLDisconnect (hdbc);          /* disconnect from database */
    if (rc != SQL_SUCCESS )
        print_error (henv, hdbc, SQL_NULL_HSTMT);
    rc = SQLFreeConnect (hdbc);        /* free connection handle */
    if (rc != SQL_SUCCESS )
        print_error (henv, hdbc, SQL_NULL_HSTMT);
    rc = SQLFreeEnv (henv);           /* free environment handle */
    if (rc != SQL_SUCCESS )
        print_error (henv, SQL_NULL_HDBC, SQL_NULL_HSTMT);

}/* end terminate */

/*****
** display_results - displays the selected character fields
**
** - for each column
**   - get column name
**   - bind column
** - display column headings
** - fetch each row
**   - if value truncated, build error message
**   - if column null, set value to "NULL"
**   - display row
**   - print truncation message
** - free local storage
**
*****/
void display_results(SQLHSTMT hstmt,
                    SQLSMALLINT nresultcols)
{
SQLCHAR colname[32];
SQLSMALLINT coltype[MAXCOLS];
SQLSMALLINT colnamelen;
SQLSMALLINT nullable;
SQLINTEGER collen[MAXCOLS];
SQLSMALLINT scale;
SQLINTEGER outlen[MAXCOLS];
SQLCHAR * data[MAXCOLS];
SQLCHAR errmsg[256];
SQLRETURN rc;
SQLINTEGER i;
SQLINTEGER displaysize;

    for (i = 0; i < nresultcols; i++)
    {
        SQLDescribeCol (hstmt, i+1, colname, sizeof (colname),
                        &colnamelen, &coltype[i], &collen[i], &scale, &nullable);

        /* get display length for column */
        SQLColAttributes (hstmt, i+1, SQL_DESC_PRECISION, NULL, 0
                          , NULL, &displaysize);
    }
}

```

SQL CLI

```
/* set column length to max of display length, and column name
   length. Plus one byte for null terminator */
collen[i] = max(displaysize, collen[i]);
collen[i] = max(collen[i], strlen((char *) colname) ) + 1;

printf ("%-*.*s", collen[i], collen[i], colname);

/* allocate memory to bind column */
data[i] = (SQLCHAR *) malloc (collen[i]);

/* bind columns to program vars, converting all types to CHAR */
SQLBindCol (hstmt, i+1, SQL_C_CHAR, data[i], collen[i], &outlen[i]);
}
printf("\n");

/* display result rows */
while ((rc = SQLFetch (hstmt)) != SQL_NO_DATA_FOUND)
{
    errmsg[0] = '\0';
    for (i = 0; i < nresultcols; i++)
    {
        /* Build a truncation message for any columns truncated */
        if (outlen[i] >= collen[i])
        {
            sprintf ((char *) errmsg + strlen ((char *) errmsg),
                    "%d chars truncated, col %d\n",
                    outlen[i]-collen[i]+1, i+1);
        }
        if (outlen[i] == SQL_NULL_DATA)
            printf ("%-*.*s", collen[i], collen[i], "NULL");
        else
            printf ("%-*.*s", collen[i], collen[i], data[i]);
    } /* for all columns in this row */

    printf ("\n%s", errmsg); /* print any truncation messages */
} /* while rows to fetch */

/* free data buffers */
for (i = 0; i < nresultcols; i++)
{
    free (data[i]);
}

}/* end display_results

/*****
** SUPPORT FUNCTIONS
** - print_error - call SQLError(), display SQLSTATE and message
** - check_error - call print_error
** - check_severity - check severity of Return Code
** - rollback & exit if error, continue if warning
*****/

/*****/
int print_error (SQLHENV henv,
                SQLHDBC hdbc,
                SQLHSTMT hstmt)
{
    SQLCHAR buffer[SQL_MAX_MESSAGE_LENGTH + 1];
    SQLCHAR sqlstate[SQL_SQLSTATE_SIZE + 1];
    SQLINTEGER sqlcode;
    SQLSMALLINT length;

    while ( SQLError(henv, hdbc, hstmt, sqlstate, &sqlcode, buffer,
                    SQL_MAX_MESSAGE_LENGTH + 1, &length) == SQL_SUCCESS )
    {
        printf("\n **** ERROR ****\n");
        printf(" SQLSTATE: %s\n", sqlstate);
    }
}
```

```

        printf("Native Error Code: %ld\n", sqlcode);
        printf("%s \n", buffer);
    };
    return;
}

/*****
int check_error (SQLHENV    henv,
                SQLHDBC    hdbc,
                SQLHSTMT   hstmt,
                SQLRETURN  frc)
{
    SQLRETURN  rc;

    print_error(henv, hdbc, hstmt);

    switch (frc){
    case SQL_SUCCESS : break;
    case SQL_ERROR   :
    case SQL_INVALID_HANDLE:
        printf("\n ** FATAL ERROR, Attempting to rollback transaction **\n");
        rc = SQLTransact(henv, hdbc, SQL_ROLLBACK);
        if (rc != SQL_SUCCESS)
            printf("Rollback Failed, Exiting application\n");
        else
            printf("Rollback Successful, Exiting application\n");
        terminate(henv, hdbc);
        exit(frc);
        break;
    case SQL_SUCCESS_WITH_INFO :
        printf("\n ** Warning Message, application continuing\n");
        break;
    case SQL_NO_DATA_FOUND :
        printf("\n ** No Data Found ** \n");
        break;
    default :
        printf("\n ** Invalid Return Code ** \n");
        printf(" ** Attempting to rollback transaction **\n");
        SQLTransact(henv, hdbc, SQL_ROLLBACK);
        terminate(henv, hdbc);
        exit(frc);
        break;
    }
    return(SQL_SUCCESS);
}

```

Code license and disclaimer information

IBM grants you a nonexclusive copyright license to use all programming code examples from which you can generate similar function tailored to your own specific needs.

SUBJECT TO ANY STATUTORY WARRANTIES WHICH CANNOT BE EXCLUDED, IBM, ITS PROGRAM DEVELOPERS AND SUPPLIERS MAKE NO WARRANTIES OR CONDITIONS EITHER EXPRESS OR IMPLIED, INCLUDING BUT NOT LIMITED TO, THE IMPLIED WARRANTIES OR CONDITIONS OF MERCHANTABILITY, FITNESS FOR A PARTICULAR PURPOSE, AND NON-INFRINGEMENT, REGARDING THE PROGRAM OR TECHNICAL SUPPORT, IF ANY.

UNDER NO CIRCUMSTANCES IS IBM, ITS PROGRAM DEVELOPERS OR SUPPLIERS LIABLE FOR ANY OF THE FOLLOWING, EVEN IF INFORMED OF THEIR POSSIBILITY:

1. LOSS OF, OR DAMAGE TO, DATA;
2. DIRECT, SPECIAL, INCIDENTAL, OR INDIRECT DAMAGES, OR FOR ANY ECONOMIC CONSEQUENTIAL DAMAGES; OR

SQL CLI

3. LOST PROFITS, BUSINESS, REVENUE, GOODWILL, OR ANTICIPATED SAVINGS.

SOME JURISDICTIONS DO NOT ALLOW THE EXCLUSION OR LIMITATION OF DIRECT, INCIDENTAL, OR CONSEQUENTIAL DAMAGES, SO SOME OR ALL OF THE ABOVE LIMITATIONS OR EXCLUSIONS MAY NOT APPLY TO YOU.

Appendix. Notices

This information was developed for products and services offered in the U.S.A.

IBM may not offer the products, services, or features discussed in this document in other countries. Consult your local IBM representative for information on the products and services currently available in your area. Any reference to an IBM product, program, or service is not intended to state or imply that only that IBM product, program, or service may be used. Any functionally equivalent product, program, or service that does not infringe any IBM intellectual property right may be used instead. However, it is the user's responsibility to evaluate and verify the operation of any non-IBM product, program, or service.

IBM may have patents or pending patent applications covering subject matter described in this document. The furnishing of this document does not grant you any license to these patents. You can send license inquiries, in writing, to:

IBM Director of Licensing
IBM Corporation
North Castle Drive
Armonk, NY 10504-1785
U.S.A.

For license inquiries regarding double-byte (DBCS) information, contact the IBM Intellectual Property Department in your country or send inquiries, in writing, to:

IBM World Trade Asia Corporation
Licensing
2-31 Roppongi 3-chome, Minato-ku
Tokyo 106-0032, Japan

The following paragraph does not apply to the United Kingdom or any other country where such provisions are inconsistent with local law: INTERNATIONAL BUSINESS MACHINES CORPORATION PROVIDES THIS PUBLICATION "AS IS" WITHOUT WARRANTY OF ANY KIND, EITHER EXPRESS OR IMPLIED, INCLUDING, BUT NOT LIMITED TO, THE IMPLIED WARRANTIES OF NON-INFRINGEMENT, MERCHANTABILITY OR FITNESS FOR A PARTICULAR PURPOSE. Some states do not allow disclaimer of express or implied warranties in certain transactions, therefore, this statement may not apply to you.

This information could include technical inaccuracies or typographical errors. Changes are periodically made to the information herein; these changes will be incorporated in new editions of the publication. IBM may make improvements and/or changes in the product(s) and/or the program(s) described in this publication at any time without notice.

Any references in this information to non-IBM Web sites are provided for convenience only and do not in any manner serve as an endorsement of those Web sites. The materials at those Web sites are not part of the materials for this IBM product and use of those Web sites is at your own risk.

IBM may use or distribute any of the information you supply in any way it believes appropriate without incurring any obligation to you.

Licensees of this program who wish to have information about it for the purpose of enabling: (i) the exchange of information between independently created programs and other programs (including this one) and (ii) the mutual use of the information which has been exchanged, should contact:

IBM Corporation

Software Interoperability Coordinator, Department YBWA
3605 Highway 52 N
Rochester, MN 55901
U.S.A.

Such information may be available, subject to appropriate terms and conditions, including in some cases, payment of a fee.

- | The licensed program described in this document and all licensed material available for it are provided
- | by IBM under terms of the IBM Customer Agreement, IBM International Program License Agreement,
- | IBM License Agreement for Machine Code, or any equivalent agreement between us.

Any performance data contained herein was determined in a controlled environment. Therefore, the results obtained in other operating environments may vary significantly. Some measurements may have been made on development-level systems and there is no guarantee that these measurements will be the same on generally available systems. Furthermore, some measurements may have been estimated through extrapolation. Actual results may vary. Users of this document should verify the applicable data for their specific environment.

Information concerning non-IBM products was obtained from the suppliers of those products, their published announcements or other publicly available sources. IBM has not tested those products and cannot confirm the accuracy of performance, compatibility or any other claims related to non-IBM products. Questions on the capabilities of non-IBM products should be addressed to the suppliers of those products.

All statements regarding IBM's future direction or intent are subject to change or withdrawal without notice, and represent goals and objectives only.

All IBM prices shown are IBM's suggested retail prices, are current and are subject to change without notice. Dealer prices may vary.

This information is for planning purposes only. The information herein is subject to change before the products described become available.

This information contains examples of data and reports used in daily business operations. To illustrate them as completely as possible, the examples include the names of individuals, companies, brands, and products. All of these names are fictitious and any similarity to the names and addresses used by an actual business enterprise is entirely coincidental.

COPYRIGHT LICENSE:

This information contains sample application programs in source language, which illustrate programming techniques on various operating platforms. You may copy, modify, and distribute these sample programs in any form without payment to IBM, for the purposes of developing, using, marketing or distributing application programs conforming to the application programming interface for the operating platform for which the sample programs are written. These examples have not been thoroughly tested under all conditions. IBM, therefore, cannot guarantee or imply reliability, serviceability, or function of these programs.

Each copy or any portion of these sample programs or any derivative work, must include a copyright notice as follows:

© (your company name) (year). Portions of this code are derived from IBM Corp. Sample Programs. © Copyright IBM Corp. _enter the year or years_. All rights reserved.

If you are viewing this information softcopy, the photographs and color illustrations may not appear.

Programming interface information

This DB2 for i5/OS SQL call level interface publication documents intended Programming Interfaces that allow the customer to write programs to obtain the services of IBM i5/OS.

Trademarks

The following terms are trademarks of International Business Machines Corporation in the United States, other countries, or both:

DB2
i5/OS
IBM
IBM (logo)
Integrated Language Environment
OS/390
System i
z/OS

- | Adobe, the Adobe logo, PostScript, and the PostScript logo are either registered trademarks or trademarks of Adobe Systems Incorporated in the United States, and/or other countries.
- | Linux is a registered trademark of Linus Torvalds in the United States, other countries, or both.

Microsoft, Windows, Windows NT, and the Windows logo are trademarks of Microsoft Corporation in the United States, other countries, or both.

UNIX is a registered trademark of The Open Group in the United States and other countries.

Other company, product, or service names may be trademarks or service marks of others.

Terms and conditions

Permissions for the use of these publications is granted subject to the following terms and conditions.

Personal Use: You may reproduce these publications for your personal, noncommercial use provided that all proprietary notices are preserved. You may not distribute, display or make derivative works of these publications, or any portion thereof, without the express consent of IBM.

Commercial Use: You may reproduce, distribute and display these publications solely within your enterprise provided that all proprietary notices are preserved. You may not make derivative works of these publications, or reproduce, distribute or display these publications or any portion thereof outside your enterprise, without the express consent of IBM.

Except as expressly granted in this permission, no other permissions, licenses or rights are granted, either express or implied, to the publications or any information, data, software or other intellectual property contained therein.

IBM reserves the right to withdraw the permissions granted herein whenever, in its discretion, the use of the publications is detrimental to its interest or, as determined by IBM, the above instructions are not being properly followed.

You may not download, export or re-export this information except in full compliance with all applicable laws and regulations, including all United States export laws and regulations.

IBM MAKES NO GUARANTEE ABOUT THE CONTENT OF THESE PUBLICATIONS. THE PUBLICATIONS ARE PROVIDED "AS-IS" AND WITHOUT WARRANTY OF ANY KIND, EITHER EXPRESSED OR IMPLIED, INCLUDING BUT NOT LIMITED TO IMPLIED WARRANTIES OF MERCHANTABILITY, NON-INFRINGEMENT, AND FITNESS FOR A PARTICULAR PURPOSE.

Index

A

allocate
 allocate handle, function 31
 allocated handle, function 31
 connection handle, function 25, 27
 environment handle, function 28, 30
 statement handle, function 32, 33
allocate handle
 allocate, function 31
application
 example 301
 sample 301
 tasks 8
Assign File Reference, function 42

B

Bind A Buffer To A Parameter Marker,
 function 49, 50, 57
Bind Column, function 34, 38
Bind File Reference, function 39
BindFileToParam, function 44
binding
 columns 15
 parameter markers 14
Binds A Buffer To A Parameter Marker,
 function 45

C

Cancel statement, function 58
case sensitivity 21
character strings 20, 21
CLI
 writing a DB2 for i5/OS CLI
 application 8
CLI function
 SQLSetEnvAttr 298
CLI XA transaction 304
CloseCursor statement, function 59
Column Attribute, function 60, 64
Column Attributes, function 65, 258
Column Information, function 69
Column Privileges, function 49
ColumnPrivileges, function 68
commit 17
Connect, function 73, 75, 92
connection handle 5
 allocate, function 25
 allocating 10
 freeing 10
Connection handle
 Free, function 117
CopyDesc statement, function 76
cursor 5, 16

D

data conversion
 C data types 18
 data types 18
 default data types 18
 description 20
 SQL data types 18
data types
 C 18, 19
 generic 19
 ODBC 19
 SQL 18
deferred arguments 14
definition
 restricted handle 28
Describe Column Attributes,
 function 81, 84
Diagnostic Field Information, return 143
Diagnostic Information, return 141, 144
Diagnostic Record Information,
 return 146
diagnostics 17
Disconnect, function 87, 88
DriverConnect, function 89
dynamic SQL 8

E

embedded SQL 301
End Transaction Management,
 function 93
environment handle 5
 allocate, function 28
 allocating 10
 Free, function 118, 119, 213
 freeing 10
Error Information, retrieval 95, 97
example application 301
execute direct 13
execute statement 13
Execute statement Directly, function 98,
 99
Execute statement, function 100, 101
Extended Fetch, function 102

F

Fetch, function 104, 109
FetchScroll, function 110, 111
Foreign key column names, function 116
Foreign Keys Columns, function 112
Free
 Connection handle, function 117
 environment handle, function 118,
 119, 213
 handle, function 119
 release environment, function 213
 statement handle, function 120, 121

G

Get Col, function 127
Get Column Names for a Table,
 function 68, 72
Get Connection Attribute, function 128
Get Connection Option, function 129,
 130
Get cursor name, function 131, 134
Get Data Sources, function 77, 80
Get Data, function 135
Get Description Field, function 136, 138
Get descriptor record, function 139
Get Descriptor Record, function 140
Get Dialect or Conformance Information,
 function 181
Get Environment Attribute, function 147
Get Functions, function 148, 150
Get Index and Statistics Information for a
 Table, function 252, 255
Get Info, function 151, 162
Get List of Procedure Names 208
Get List of Procedure Names,
 function 210
Get Number of Result Columns 190
Get Parameters for a Procedure,
 function 207
Get privileges associated with a
 table 256
Get privileges associated with the
 columns of a table, function 66
Get row count, function 215
Get Row Count, function 214
Get special (Row identifier) columns,
 function 251
Get Special Column Names,
 function 248
Get Statement Attribute, function 168,
 169
Get Statement Option, function 170, 171
Get Table Information, function 259, 261
Get Type Information, function 175
GetCol, function 122

H

handle
 connection handle 5, 10
 environment handle 5, 10
 Free, function 119
 statement handle 5
header files 263

I

include files 263
initialization 8, 9
INVALID_HANDLE 17
ISO standard 9075-3:1999 4

L

Language Information, function 180

M

More Result Sets, function 182, 183

N

Native SQL Text, function 184, 185

Next Result Set, function 186

Next Result Sets, function 187

null-terminated strings 20

Number of Parameters, function 188, 189

Number of Result Columns, function 190, 191

O

ODBC

cursor names 131

precision 70

SQLSTATES 18

P

Parameter Data, function 192, 193

parameter markers 5

parameter markers, binding 14

Parameter Options, function 194

portability 7

prepare statement 13

Prepare statement, function 196, 199

Primary Key Columns, function 200, 202

Procedure Parameter Information, function 202

Put Data for a Parameter, function 211, 212

R

release environment

ReleaseEnv, function 213

restricted handle, definition 28

Retrieve Length of String Value, function 163

Retrieve Portion of A String Value, function 172

return codes 17

Return Starting Position of String, function 165

rollback 17

S

sample application 301

SELECT 15

server mode

restrictions 298

starting 298

Set a connection attribute, function 225

Set a Connection Attribute, function 216

Set a Statement Attribute, function 240

Set connection option, function 227

Set Connection Option, function 226

Set cursor name, function 229

Set Cursor Name, function 228

Set Descriptor Field, function 230, 231

Set Descriptor Record, function 232, 233

Set Environment Attribute, function 234, 238

Set Parameter, function 239

Set Statement Option, function 246, 247

SQL

dynamic 8

dynamically prepared 5

parameter markers 14

preparing and executing

statements 13

statements

DELETE 16

SELECT 15

UPDATE 16

static 8

SQL_ERROR 17

SQL_NO_DATA_FOUND 17

SQL_NTS 20

SQL_SUCCESS 17

SQL_SUCCESS_WITH_INFO 17

SQLAllocConnect, function

description 25, 27

overview 9

SQLAllocEnv, function

description 28, 30, 31

overview 9

SQLAllocHandle, function

description 31

SQLAllocStmt, function

description 32, 33

overview 12

SQLBindCol, function

description 34, 38

overview 12, 15

SQLBindFileToCol, function

description 39

SQLBindFileToParam, function

description 42, 44

SQLBindParam, function

description 45, 49

SQLBindParameter, function

description 50, 57

SQLCancel, function

description 58

SQLCloseCursor, function

description 59

SQLColAttribute, function

description 60, 64

overview 15

SQLColAttributes, function

description 65, 258

overview 12

SQLColumnPrivileges, function

description 49, 66, 68

SQLColumns, function

description 68, 69, 72

SQLConnect, function

description 73, 75, 92

overview 9

SQLCopyDesc, function

description 76

SQLDataSources, function

description 77, 80

overview 12, 15

SQLDescribeCol, function

description 81, 84

overview 12, 15

SQLDescribeParam, function

description 85

SQLDisconnect, function

description 87, 88

overview 9

SQLDriverConnect, function

description 89

SQLEndTran, function

description 93

SQLError, function

description 95, 97

SQLExecDirect, function

description 98, 99

overview 12, 13

SQLExecute, function

description 100, 101

overview 12, 13

SQLExtendedFetch, function

description 102

SQLFetch, function

description 104, 109

overview 12, 15

SQLFetchScroll, function

description 110, 111

SQLForeignKeys, function

description 112, 116

SQLFreeConnect, function

description 117

Description 117

overview 9

SQLFreeEnv, function

description 118

overview 9

SQLFreeHandle, function

description 119

SQLFreeStmt, function

description 120, 121

overview 12

SQLGetCol, function

description 122, 127

SQLGetConnectAttr, function

description 128

SQLGetConnectOption, function

description 129, 130

SQLGetCursorName, function

description 131, 134

SQLGetData, function

description 135

overview 12, 15

SQLGetDescField, function

description 136, 138

SQLGetDescRec, function

description 139, 140

SQLGetDiagField, function

description 141, 143

SQLGetDiagRec, function

description 144, 146

SQLGetEnvAttr, function

description 147

SQLGetFunctions, function

description 148, 150

- SQLGetInfo, function
 - description 151, 162
- SQLGetLength, function
 - description 163
- SQLGetPosition, function
 - description 165
- SQLGetStmtAttr, function
 - description 168, 169
- SQLGetStmtOption, function
 - description 170, 171
- SQLGetSubString, function
 - description 172
- SQLGetTypeInfo, function
 - description 175, 179
- SQLLanguages, function
 - description 180, 181
- SQLMoreResults, function
 - description 182, 183
- SQLNativeSql, function
 - description 184, 185
- SQLNextResult, function
 - description 186, 187
- SQLNumParams, function
 - description 188, 189
- SQLNumResultCols, function
 - description 190, 191
 - overview 12, 15
- SQLParamData, function
 - description 192, 193
- SQLParamOptions, function
 - description 194
- SQLPrepare, function
 - description 196, 199
 - overview 12, 13, 15
- SQLPrimaryKeys, function
 - description 200, 202
- SQLProcedureColumns, function
 - description 202, 207
- SQLProcedures, function
 - description 208, 210
- SQLPutData, function
 - description 211, 212
- SQLReleaseEnv, function
 - description 213
- SQLRowCount, function
 - description 214, 215
 - overview 12
- SQLSetConnectAttr, function
 - description 216, 225
- SQLSetConnectOption, function
 - description 226, 227
- SQLSetCursorName, function
 - description 228, 229
- SQLSetDescField, function
 - description 230, 231
- SQLSetDescRec, function
 - description 232, 233
- SQLSetEnvAttr, function
 - description 234, 238
- SQLSetParam, function
 - description 239
 - overview 12, 13, 14, 15
- SQLSetStmtAttr, function
 - description 240, 245
 - Set Statement Attribute, function 245
- SQLSetStmtOption, function
 - description 246, 247

- SQLSpecialColumns, function
 - description 248, 251
- SQLSTATE 5
- SQLSTATE, format of 18
- SQLSTATEs 18
- SQLStatistics, function
 - description 252, 255
- SQLTablePrivileges, function
 - description 256
- SQLTables, function
 - description 259, 261
- SQLTransact, function
 - description 262
 - overview 12, 15, 17
- statement handle 5
 - allocate, function 32
 - allocating 13
 - Free, function 120, 121
 - freeing 16
 - maximum number of 13
- static SQL 8
- string arguments 20, 21

T

- termination 8, 9
- transaction management 17
- Transaction Management, function 262
- transaction processing 8
- truncation 21

U

- UCS-2 299
- unicode 299
- UTF-16 299
- UTF-8 299

W

- writing 8



Printed in USA